

# Northeast High School EOP

## Program Information

Governance	District	Program Type	EOP
Address	1601 Cottman Ave. Philadelphia, PA 19111	Grade Range	9-12
Phone	215-400-3200	Total Enrollment	49
Website	<a href="https://www.philasd.org/alternative/">https://www.philasd.org/alternative/</a>	Average Daily Membership	39
		Unconfirmed Students	2

## Student Demographics



Performance Tier	% of Metrics at Tier		Weight		Weighted % of Metrics at Tier
Exceptional	33%	x	1.5	=	50%
Target	33%	x	1	=	33%
Near Target	0%	x	0.5	=	0%
Did Not Meet	33%	x	0	=	0%
<b>Unweighted Overall Score:</b>	<b>Insufficient Data</b>		<b>Weighted Overall Score:</b>		<b>Insufficient Data</b>
<b>Program was eligible for 3 of 13 metrics</b>					

\* Self-reported data

# Achievement

Metric	Metric Value	Performance Tier
--------	--------------	------------------

## Keystone Literature

Percent Proficient or Advanced

**– Insufficient Sample –**

[Supplemental Information](#)

Advanced: Insufficient Sample

(n = 0)

Proficient: Insufficient Sample

Basic: Insufficient Sample

Below Basic: Insufficient Sample

## Keystone Algebra

Percent Proficient or Advanced

**– Insufficient Sample –**

[Supplemental Information](#)

Advanced: Insufficient Sample

(n = 0)

Proficient: Insufficient Sample

Basic: Insufficient Sample

Below Basic: Insufficient Sample

## Keystone Biology

Percent Proficient or Advanced

**– Insufficient Sample –**

[Supplemental Information](#)

Advanced: Insufficient Sample

(n = 0)

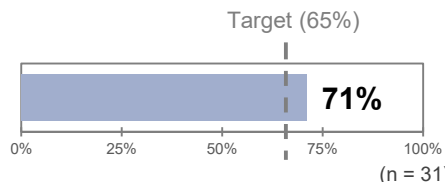
Proficient: Insufficient Sample

Basic: Insufficient Sample

Below Basic: Insufficient Sample

## Course Performance

Percent Earning at Least a C in All Major Subjects



[Supplemental Information](#)

% Earning at Least Bs: 26%

**Target**

# Progress

Metric	Metric Value	Performance Tier
--------	--------------	------------------

## Credit Accumulation

**– Insufficient Sample –**

(n = 21)

## Literacy\*

Percent of Students Meeting Target

**– Insufficient Sample –**

[Supplemental Information](#)

Not Meeting Target: Insufficient Sample

(n = 0)

Insufficient Test Records: Insufficient Sample

## Numeracy\*

Percent of Students Meeting Target

**– Insufficient Sample –**

[Supplemental Information](#)

Not Meeting Target: Insufficient Sample

(n = 0)

Insufficient Test Records: Insufficient Sample

\* Self-reported data. See User Guide for performance tier cutpoints.

# Climate

Metric	Metric Value	Performance Tier
--------	--------------	------------------

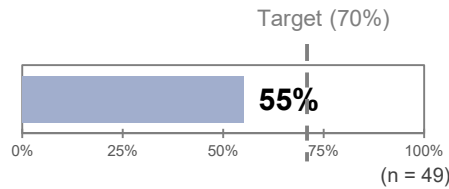
## Annual Retention Rate

[Supplemental Information](#)

Transferring Within Network: 6%

Transferring Outside Network: 4%

Leaving the System: 35%



**Did Not Meet**

## % of Students Attending at Least 85% of Days

[Supplemental Information](#)

Attending at Least 95% of Days: Data Not Valid

Attending 90-95% of Days: Data Not Valid

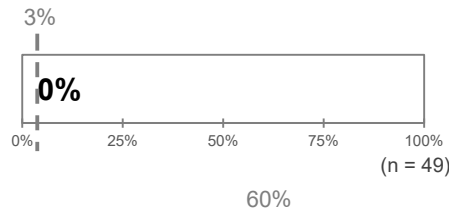
Attending 85-90% of Days: Data Not Valid

Attending 80-85% of Days: Data Not Valid

Attending Less than 80% of Days: Data Not Valid

**- Data Not Valid -**

## % of Students Involved in Violent Incidents



**Exceptional**

## Student Survey: Climate

Percent of Most Positive Responses

[Supplemental Information](#)

Student Survey Participation Rate: Data Not Available

**- Data Not Available -**

# College & Career

Metric	Metric Value	Performance Tier
--------	--------------	------------------

## Annual Graduation Rate

[Supplemental Information](#)

Total Number of Students Graduating: 3

**- Insufficient Sample -**

(n = 0)

## Student Survey: College & Career Readiness

Percent of Most Positive Responses

[Supplemental Information](#)

Student Survey Participation Rate: Data Not Available

**- Data Not Available -**