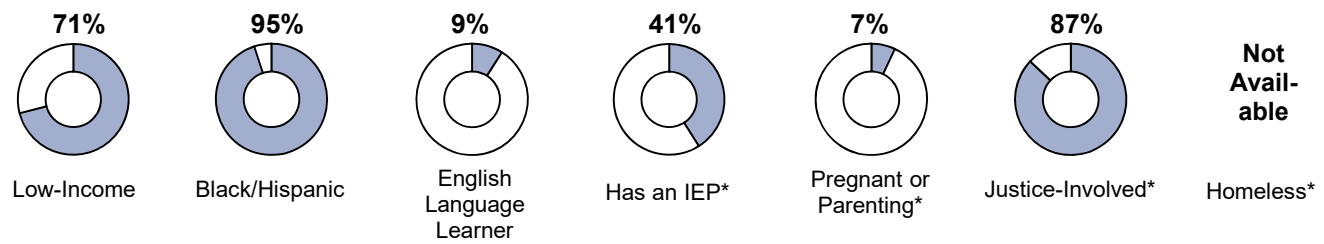


Philadelphia Learning Academy North

Program Information

Governance	District	Program Type	Accelerated
Address	4224 N. Front St. Philadelphia, PA 19140	Grade Range	9-12
Phone	267-336-6020	Total Enrollment	185
Website	http://philasd.org/planorth	Average Daily Membership	101
		Unconfirmed Students*	0

Student Demographics



Performance Tier	% of Metrics at Tier		Weight		Weighted % of Metrics at Tier
Exceptional	8%	x	1.5	=	12%
Target	8%	x	1	=	8%
Near Target	23%	x	0.5	=	12%
Did Not Meet	62%	x	0	=	0%
Unweighted Overall Score:	16% Underperforming		Weighted Overall Score:		32%
Program was eligible for 13 of 20 metrics					

* Self-reported data

Achievement

Metric	Metric Value	Performance Tier
Keystone Literature Percent Proficient or Advanced Supplemental Information Advanced: Insufficient Sample Proficient: Insufficient Sample Basic: Insufficient Sample Below Basic: Insufficient Sample	- Insufficient Sample - (n = 0)	
Keystone Algebra Percent Proficient or Advanced Supplemental Information Advanced: Insufficient Sample Proficient: Insufficient Sample Basic: Insufficient Sample Below Basic: Insufficient Sample	- Insufficient Sample - (n = 0)	
Keystone Biology Percent Proficient or Advanced Supplemental Information Advanced: Insufficient Sample Proficient: Insufficient Sample Basic: Insufficient Sample Below Basic: Insufficient Sample	- Insufficient Sample - (n = 0)	
Course Performance Percent Earning at Least a C in All Major Subjects Supplemental Information % Earning at Least Bs: 39%	<p>Target (65%)</p> <p>92%</p> <p>(n = 49)</p>	Exceptional
IEP Performance* Percent Meeting IEP Goals	<p>75%</p> <p>13%</p> <p>(n = 75)</p>	Did Not Meet

* Self-reported data. See User Guide for performance tier cutpoints.

Progress

Metric	Metric Value	Performance Tier
--------	--------------	------------------

Credit Accumulation*

- Insufficient Sample -

(n = 22)

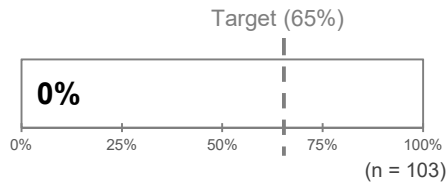
Literacy*

Percent of Students Meeting Target

[Supplemental Information](#)

Not Meeting Target: 0%

Insufficient Test Records: 100%



Did Not Meet

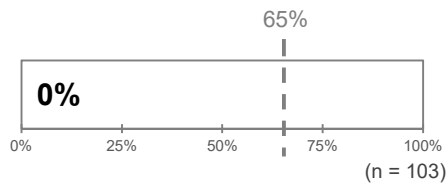
Numeracy*

Percent of Students Meeting Target

[Supplemental Information](#)

Not Meeting Target: 0%

Insufficient Test Records: 100%



Did Not Meet

* Self-reported data. See User Guide for performance tier cutpoints.

Climate

Metric	Metric Value	Performance Tier
Annual Retention Rate Supplemental Information Transferring Within Network: 29% Transferring Outside Network: 13% Leaving the System: 25%	<p>Target (70%) 33% (n = 87)</p>	Did Not Meet
% of Students Attending at Least 85% of Days Supplemental Information Attending at Least 95% of Days: 4% Attending 90-95% of Days: 8% Attending 85-90% of Days: 4% Attending 80-85% of Days: 6% Attending Less than 80% of Days: 79%	<p>50% 15% (n = 185)</p>	Did Not Meet
Average Change in Student Attendance Rate	<p>0 -5 (n = 87)</p>	Near Target
Percent of Students with No Out-of-School Suspensions	<p>97% 94% (n = 185)</p>	Near Target
Percent of Students Reducing OSS	<p>97% 94% (n = 87)</p>	Near Target
Student Survey: Climate Percent of Most Positive Responses Supplemental Information Student Survey Participation Rate: 57%	<p>60% 69% (n = 87)</p>	Target
Parent Survey: Climate Percent of Most Positive Responses Supplemental Information Parent Survey Participation Rate: 0%	<p>60% 0% (n = 87)</p>	Did Not Meet

* Self-reported data. See User Guide for performance tier cutpoints.

College & Career

Metric	Metric Value	Performance Tier
Annual Graduation Rate Supplemental Information Total Number of Students Graduating: 19 Six-Year Cohort Graduation Rate: 27%	- Insufficient Sample - (n = 19)	
First-Year College Matriculation Rate Supplemental Information First Semester College Matriculation Rate: 17%	 (n = 42)	Did Not Meet
SAT/ACT Participation Rate Supplemental Information Meeting CCP Benchmark: Insufficient Sample	- Insufficient Sample - (n = 17)	
Student Survey: College & Career Readiness Percent of Most Positive Responses Supplemental Information Student Survey Participation Rate: 57%	 (n = 42)	Did Not Meet
FAFSA and College Application OR Job Application Completion*	- Insufficient Sample - (n = 19)	

* Self-reported data. See User Guide for performance tier cutpoints.