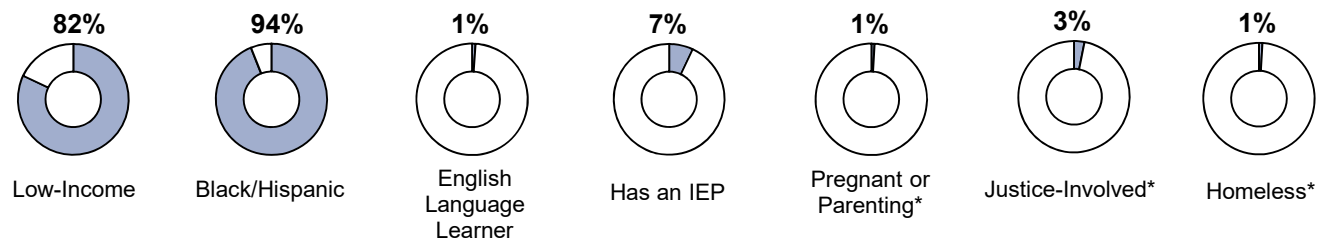


Crossroads Accelerated Academy

Program Information

Governance	District	Program Type	Accelerated
Address	4300 Westminster Ave. Philadelphia, PA 19104	Grade Range	7-10
Phone	215-400-9070	Total Enrollment	139
Website	http://philasd.org/crossroads-accelerated/	Average Daily Membership	117

Student Demographics



Performance Tier	% of Metrics at Tier		Weight		Weighted % of Metrics at Tier
Exceptional	7%	x	1.5	=	11%
Target	20%	x	1	=	20%
Near Target	0%	x	0.5	=	0%
Did Not Meet	73%	x	0	=	0%
Unweighted Overall Score:	27% <i>Approaching</i>		Weighted Overall Score:		31%

Program was eligible for 15 of 17 metrics

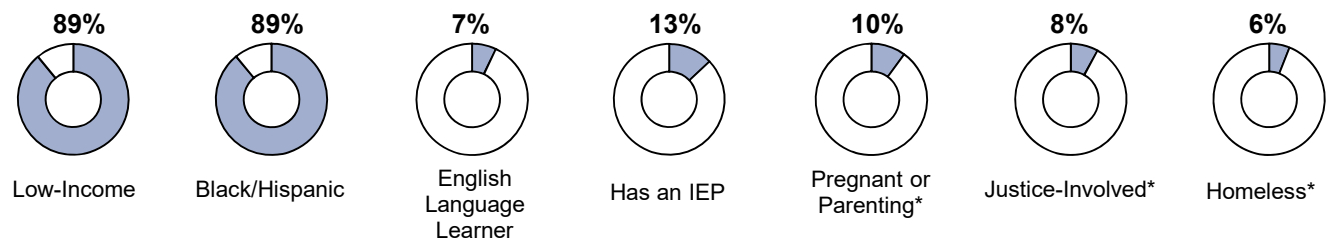
* Self-reported data

El Centro de Estudiantes (Big Picture)

Program Information

Governance	Contracted	Program Type	Accelerated
Address	126 W. Dauphin St. Philadelphia, PA 19133	Grade Range	9-12
Phone	267-687-1172	Total Enrollment	325
Website	www.bigpicturephiladelphia.org/	Average Daily Membership	218

Student Demographics



Performance Tier	% of Metrics at Tier		Weight		Weighted % of Metrics at Tier
Exceptional	7%	x	1.5	=	11%
Target	13%	x	1	=	13%
Near Target	13%	x	0.5	=	7%
Did Not Meet	67%	x	0	=	0%
Unweighted Overall Score:	20% <i>Underperforming</i>		Weighted Overall Score:		31%

Program was eligible for 15 of 20 metrics

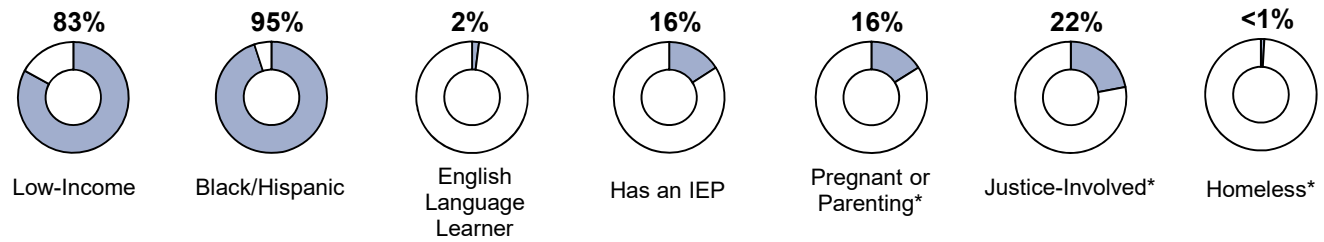
* Self-reported data

Excel Academy North

Program Information

Governance	Contracted	Program Type	Accelerated
Address	1435 N. 26th St. Philadelphia, PA 19121	Grade Range	9-12
Phone	215-684-5080	Total Enrollment	267
Website	http://cameloteducation.org/our-schools/accelerated-schools/excel-academy-north	Average Daily Membership	189

Student Demographics



Performance Tier	% of Metrics at Tier		Weight		Weighted % of Metrics at Tier
Exceptional	13%	x	1.5	=	20%
Target	19%	x	1	=	19%
Near Target	25%	x	0.5	=	13%
Did Not Meet	44%	x	0	=	0%
Unweighted Overall Score:	32% Approaching		Weighted Overall Score:		52%

Program was eligible for 16 of 20 metrics

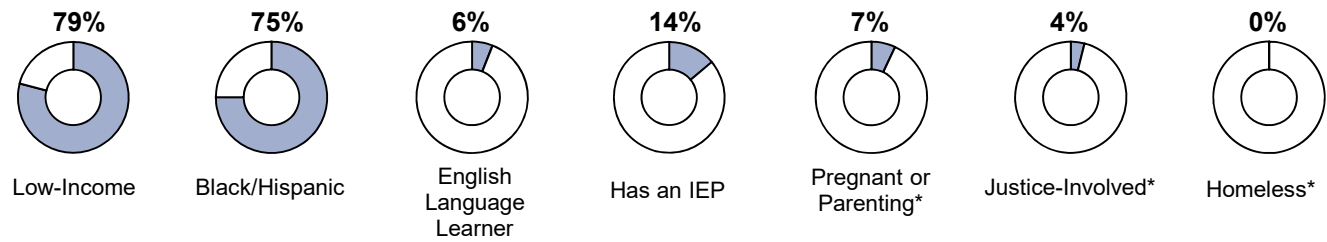
* Self-reported data

Excel Academy South

Program Information

Governance	Contracted	Program Type	Accelerated
Address	4641 Roosevelt Blvd. Philadelphia, PA 19124	Grade Range	9-12
Phone	215-904-6254	Total Enrollment	508
Website	http://cameloteducation.org/our-schools/accelerated-schools/excel-academy-south	Average Daily Membership	404

Student Demographics



Performance Tier	% of Metrics at Tier		Weight		Weighted % of Metrics at Tier
Exceptional	16%	x	1.5	=	24%
Target	32%	x	1	=	32%
Near Target	0%	x	0.5	=	0%
Did Not Meet	53%	x	0	=	0%
Unweighted Overall Score:	48% <i>Approaching</i>		Weighted Overall Score:		56%

Program was eligible for 19 of 20 metrics


* Self-reported data

Liguori Academy-Fortis

Program Information

Governance	Contracted	Program Type	Accelerated
Address	1952 E. Allegheny Ave. Philadelphia, PA 19134	Grade Range	9-12
Phone	267-571-1952	Total Enrollment	162
Website	https://www.liguoriacademy.org/fortis-program/	Average Daily Membership	102

Student Demographics



Performance Tier	% of Metrics at Tier		Weight		Weighted % of Metrics at Tier
Exceptional	0%	x	1.5	=	0%
Target	25%	x	1	=	25%
Near Target	8%	x	0.5	=	4%
Did Not Meet	67%	x	0	=	0%
Unweighted Overall Score:	25% <i>Approaching</i>		Weighted Overall Score:		29%

Program was eligible for 12 of 20 metrics

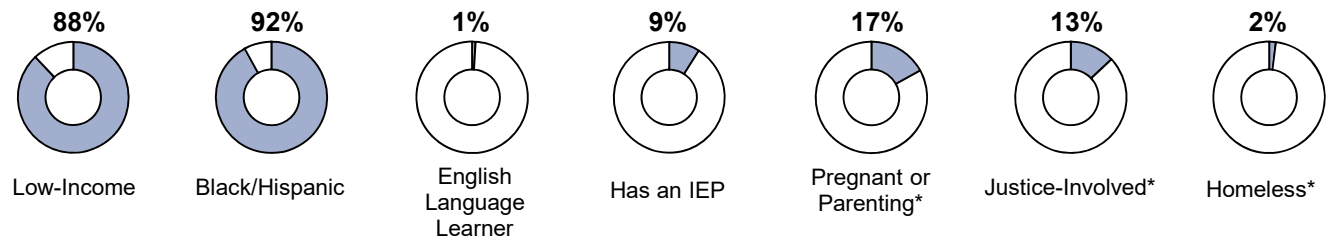
* Self-reported data

OIC CADI

Program Information

Governance	Contracted	Program Type	Accelerated
Address	444 N. 3rd St. Philadelphia, PA 19123	Grade Range	9-12
Phone	215-567-2410	Total Enrollment	266
Website	http://www.oicofamerica.org/initiatives/career-academic-development-institute/	Average Daily Membership	153

Student Demographics



Performance Tier	% of Metrics at Tier		Weight		Weighted % of Metrics at Tier
Exceptional	13%	x	1.5	=	20%
Target	6%	x	1	=	6%
Near Target	19%	x	0.5	=	10%
Did Not Meet	63%	x	0	=	0%
Unweighted Overall Score:	19% Underperforming		Weighted Overall Score:		36%

Program was eligible for 16 of 20 metrics


* Self-reported data

Ombudsman Northwest

Program Information

Governance	Contracted	Program Type	Accelerated
Address	2111 Eastburn Ave. Philadelphia, PA 19138	Grade Range	9-12
Phone	215-924-8950	Total Enrollment	121
Website	http://www.ombudsman.com/state/pa/	Average Daily Membership	87

Student Demographics



Performance Tier	% of Metrics at Tier		Weight		Weighted % of Metrics at Tier
Exceptional	38%	x	1.5	=	57%
Target	8%	x	1	=	8%
Near Target	8%	x	0.5	=	4%
Did Not Meet	46%	x	0	=	0%
Unweighted Overall Score:	46% <i>Approaching</i>		Weighted Overall Score:		69%

Program was eligible for 13 of 20 metrics

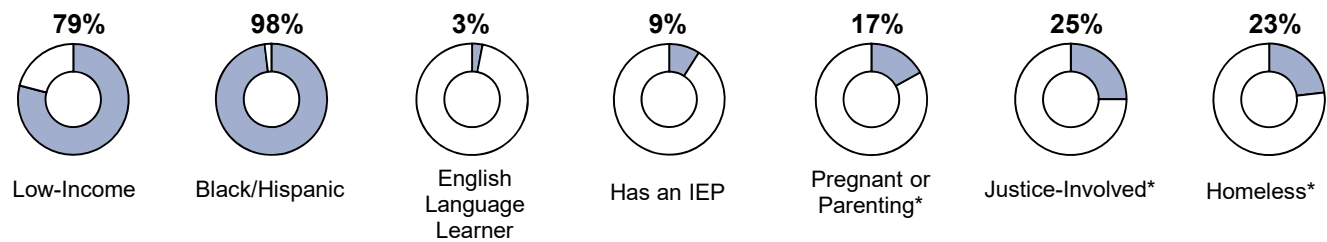
* Self-reported data

One Bright Ray - Elmwood Campus

Program Information

Governance	Contracted	Program Type	Accelerated
Address	6404 Elmwood Ave. Philadelphia, PA 19142	Grade Range	9-12
Phone	215-488-1177	Total Enrollment	221
Website	http://www.onebrightraycommunity.org/	Average Daily Membership	144

Student Demographics



Performance Tier	% of Metrics at Tier		Weight		Weighted % of Metrics at Tier
Exceptional	21%	x	1.5	=	32%
Target	14%	x	1	=	14%
Near Target	21%	x	0.5	=	11%
Did Not Meet	43%	x	0	=	0%
Unweighted Overall Score:	35% <i>Approaching</i>		Weighted Overall Score:		57%

Program was eligible for 14 of 20 metrics

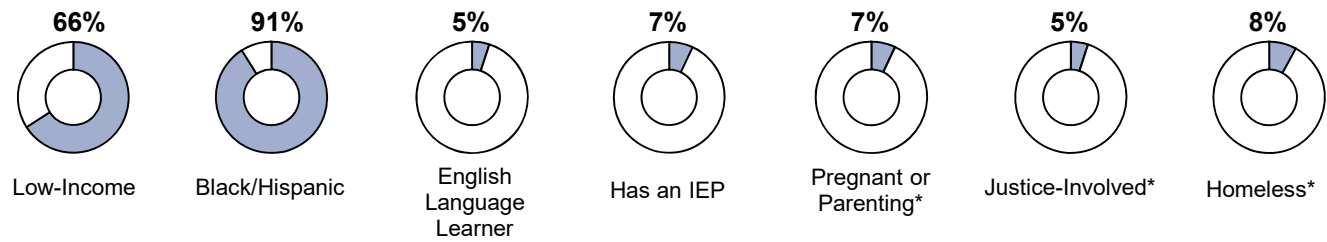
* Self-reported data

One Bright Ray - Simpson Campus

Program Information

Governance	Contracted	Program Type	Accelerated
Address	1142 E. Erie Ave. Philadelphia, PA 19124	Grade Range	9-12
Phone	215-744-6000	Total Enrollment	434
Website	http://www.onebrightraycommunity.org/	Average Daily Membership	264

Student Demographics



Performance Tier	% of Metrics at Tier		Weight		Weighted % of Metrics at Tier
Exceptional	21%	x	1.5	=	32%
Target	29%	x	1	=	29%
Near Target	7%	x	0.5	=	4%
Did Not Meet	43%	x	0	=	0%
Unweighted Overall Score:	50% Achieving		Weighted Overall Score:		65%

Program was eligible for 14 of 20 metrics

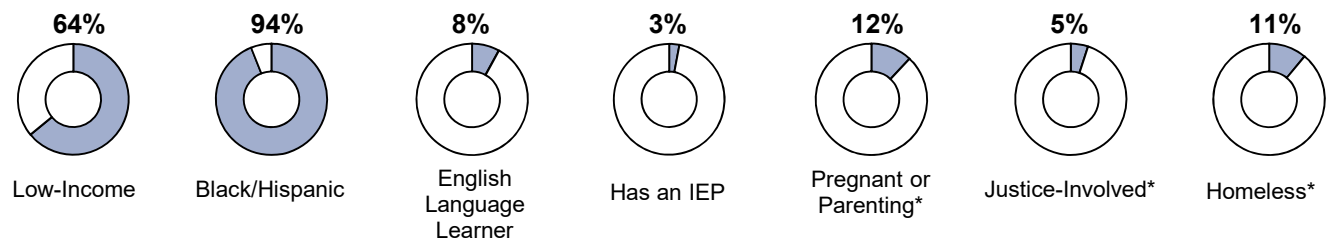
* Self-reported data

One Bright Ray - Fairhill Campus

Program Information

Governance	Contracted	Program Type	Accelerated
Address	2820 N. 4th St. Philadelphia, PA 19133	Grade Range	9-12
Phone	215-423-1776	Total Enrollment	391
Website	http://www.onebightraycommunity.org/	Average Daily Membership	253

Student Demographics



Performance Tier	% of Metrics at Tier		Weight		Weighted % of Metrics at Tier
Exceptional	27%	x	1.5	=	41%
Target	13%	x	1	=	13%
Near Target	7%	x	0.5	=	4%
Did Not Meet	53%	x	0	=	0%
Unweighted Overall Score:	40% Approaching		Weighted Overall Score:		58%

Program was eligible for 15 of 20 metrics

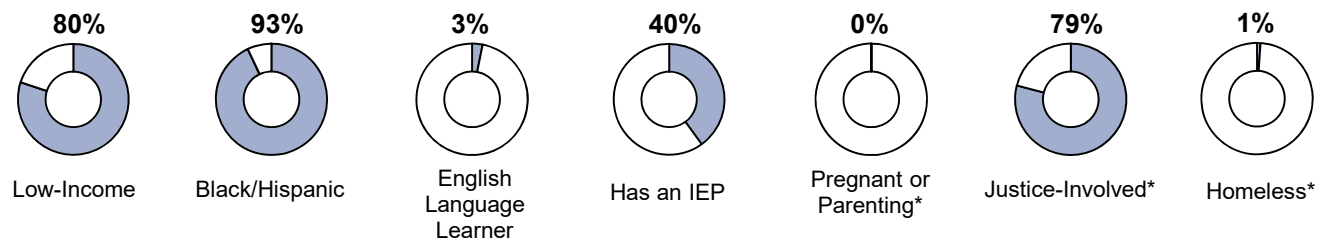
* Self-reported data

Philadelphia Learning Academy North

Program Information

Governance	District	Program Type	Accelerated
Address	4224 N. Front St. Philadelphia, PA 19140	Grade Range	8-12
Phone	215-400-9050	Total Enrollment	175
Website	http://philasd.org/planorth	Average Daily Membership	95

Student Demographics



Performance Tier	% of Metrics at Tier		Weight		Weighted % of Metrics at Tier
Exceptional	0%	x	1.5	=	0%
Target	8%	x	1	=	8%
Near Target	17%	x	0.5	=	9%
Did Not Meet	75%	x	0	=	0%
Unweighted Overall Score:	8% <i>Underperforming</i>		Weighted Overall Score:		17%

Program was eligible for 12 of 20 metrics

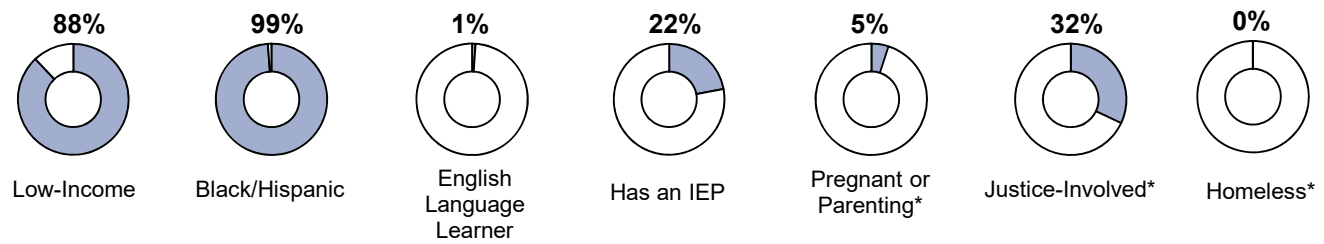
* Self-reported data

Philadelphia Learning Academy South

Program Information

Governance	District	Program Type	Accelerated
Address	4300 Westminster Ave. Philadelphia, PA 19104	Grade Range	8-12
Phone	215-400-9080	Total Enrollment	172
Website	http://philasd.org/plasouth	Average Daily Membership	99

Student Demographics



Performance Tier	% of Metrics at Tier		Weight		Weighted % of Metrics at Tier
Exceptional	0%	x	1.5	=	0%
Target	0%	x	1	=	0%
Near Target	17%	x	0.5	=	9%
Did Not Meet	83%	x	0	=	0%
Unweighted Overall Score:	0% Underperforming		Weighted Overall Score:		9%

Program was eligible for 12 of 20 metrics

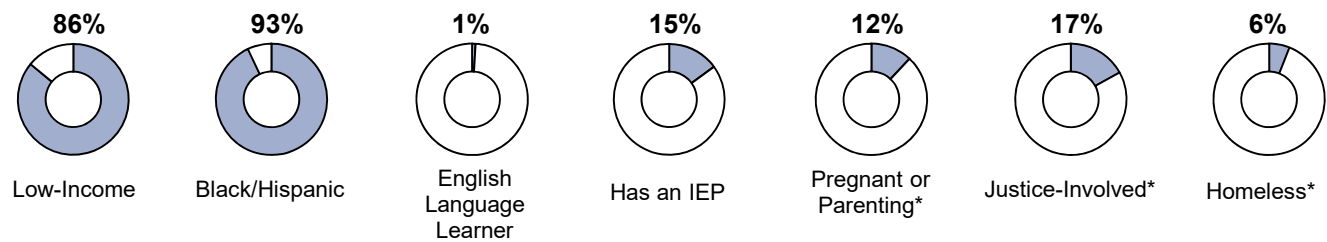
* Self-reported data

Philadelphia OIC Workforce Academy

Program Information

Governance	Contracted	Program Type	Accelerated
Address	1231 N. Broad Street Philadelphia, PA 19122	Grade Range	9-12
Phone	215-236-7700	Total Enrollment	191
Website	http://philaoic.org/workforce-academy/	Average Daily Membership	126

Student Demographics



Performance Tier	% of Metrics at Tier		Weight		Weighted % of Metrics at Tier
Exceptional	29%	x	1.5	=	44%
Target	0%	x	1	=	0%
Near Target	21%	x	0.5	=	11%
Did Not Meet	50%	x	0	=	0%
Unweighted Overall Score:	29% <i>Approaching</i>		Weighted Overall Score:		55%

Program was eligible for 14 of 20 metrics

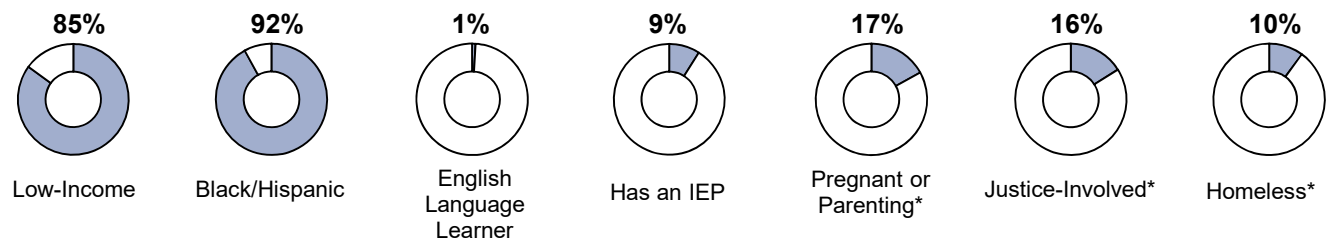
* Self-reported data

YES Philly

Program Information

Governance	Contracted	Program Type	Accelerated
Address	2709 N. Broad St. Philadelphia, PA 19132	Grade Range	9-12
Phone	215-769-0340	Total Enrollment	197
Website	http://www.yesphilly.org/	Average Daily Membership	108

Student Demographics



Performance Tier	% of Metrics at Tier		Weight		Weighted % of Metrics at Tier
Exceptional	29%	x	1.5	=	44%
Target	14%	x	1	=	14%
Near Target	21%	x	0.5	=	11%
Did Not Meet	36%	x	0	=	0%
Unweighted Overall Score:	43% <i>Approaching</i>		Weighted Overall Score:		69%

Program was eligible for 14 of 20 metrics

* Self-reported data