

PLA North - Hunting Park EOP

Program Information

Governance	District	Program Type	EOP
Address	4224 N. Front St. Philadelphia, PA 19140	Grade Range	9-12
Phone	215-400-9050	Total Enrollment	445
Website	https://www.philasd.org/alternative/	Average Daily Membership	229

Student Demographics



Performance Tier	% of Metrics at Tier		Weight		Weighted % of Metrics at Tier
Exceptional	25%	x	1.5	=	38%
Target	0%	x	1	=	0%
Near Target	25%	x	0.5	=	13%
Did Not Meet	50%	x	0	=	0%
Unweighted Overall Score:	25% Approaching		Weighted Overall Score:		51%

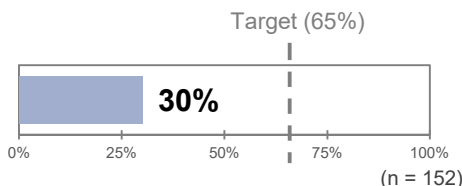
Program was eligible for 8 of 13 metrics

* Self-reported data

Achievement

Metric	Metric Value	Performance Tier
Keystone Literature Percent Proficient or Advanced Supplemental Information Advanced: Insufficient Sample Proficient: Insufficient Sample Basic: Insufficient Sample Below Basic: Insufficient Sample	- Insufficient Sample - (n = 3)	
Keystone Algebra Percent Proficient or Advanced Supplemental Information Advanced: Insufficient Sample Proficient: Insufficient Sample Basic: Insufficient Sample Below Basic: Insufficient Sample	- Insufficient Sample - (n = 2)	
Keystone Biology Percent Proficient or Advanced Supplemental Information Advanced: Insufficient Sample Proficient: Insufficient Sample Basic: Insufficient Sample Below Basic: Insufficient Sample	- Insufficient Sample - (n = 5)	

Course Performance
 Percent Earning at Least a C in All Major Subjects
[Supplemental Information](#)
 % Earning at Least Bs: 20%



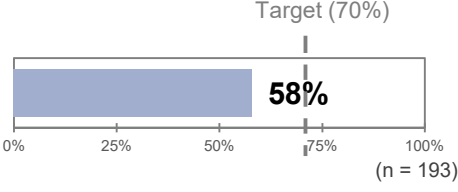
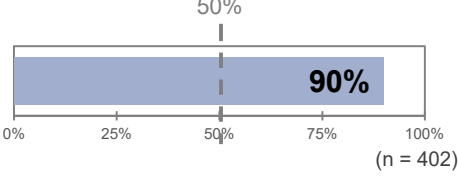
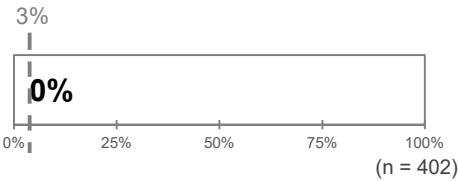
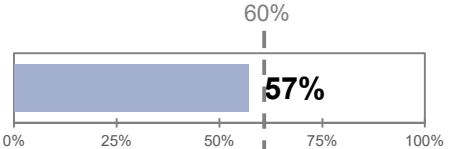
Did Not Meet

Progress

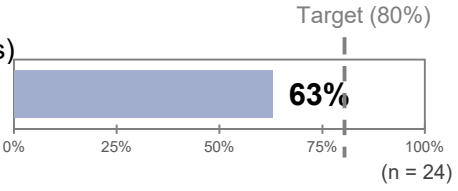
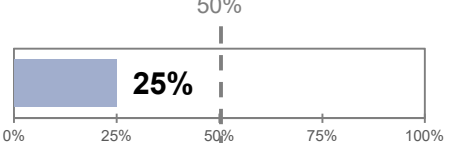
Metric	Metric Value	Performance Tier						
Credit Accumulation	<table border="1"> <caption>Credit Accumulation Data</caption> <thead> <tr> <th>Metric</th> <th>Actual Value</th> <th>Target Value</th> </tr> </thead> <tbody> <tr> <td>Credit Accumulation</td> <td>9%</td> <td>75%</td> </tr> </tbody> </table> <p>(n = 150)</p>	Metric	Actual Value	Target Value	Credit Accumulation	9%	75%	Did Not Meet
Metric	Actual Value	Target Value						
Credit Accumulation	9%	75%						
Literacy* Percent of Students Meeting Target Supplemental Information Not Meeting Target: Data Not Available Insufficient Test Records: Data Not Available	- Data Not Available -							
Numeracy* Percent of Students Meeting Target Supplemental Information Not Meeting Target: Data Not Available Insufficient Test Records: Data Not Available	- Data Not Available -							

* Self-reported data. See User Guide for performance tier cutpoints.

Climate

Metric	Metric Value	Performance Tier
Annual Retention Rate Supplemental Information Transferring Within Network: 11% Transferring Outside Network: 2% No Longer in a Philadelphia Public School: 30%	Target (70%)  58% (n = 193)	Near Target
% of Students Attending at Least 85% of Days Supplemental Information Attending at Least 95% of Days: 82% Attending 90-95% of Days: 5% Attending 85-90% of Days: 3% Attending 80-85% of Days: 3% Attending Less than 80% of Days: 7%	50%  90% (n = 402)	Exceptional
% of Students Involved in Violent Incidents	3%  0% (n = 402)	Exceptional
Student Survey: Climate Percent of Most Positive Responses Supplemental Information Student Survey Participation Rate: 52%	60%  57% (n = 402)	Near Target

College & Career

Metric	Metric Value	Performance Tier
Annual Graduation Rate (known on-track students) Supplemental Information Total Number of Students Graduating (on-track or off-track students): 53	Target (80%)  63% (n = 24)	Did Not Meet
Student Survey: College & Career Readiness Percent of Most Positive Responses Supplemental Information Student Survey Participation Rate: 52%	50%  25% (n = 24)	Did Not Meet

* Self-reported data. See User Guide for performance tier cutpoints.