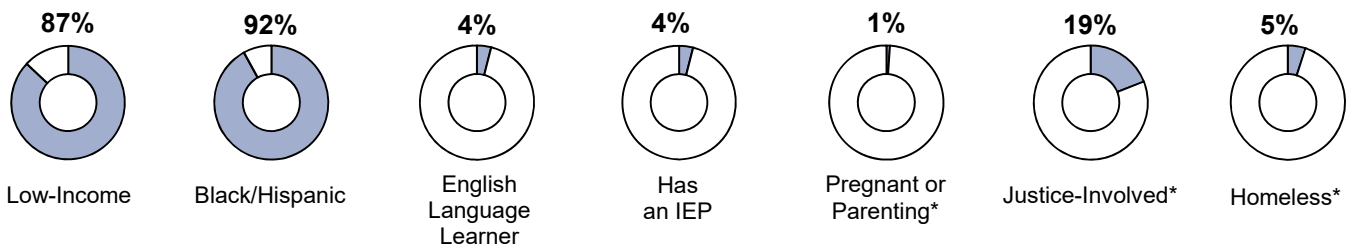


# Camelot Academy East

## Program Information

Governance	Contracted	Program Type	AEDY
Address	4224 N. Front St. Philadelphia, PA 19140	Grade Range	7-12
Phone	267-335-4764	Total Enrollment	340
Website	<a href="http://cameloteducation.org/our-schools/transitional-schools/camelot-academy-east">http://cameloteducation.org/our-schools/transitional-schools/camelot-academy-east</a>	Average Daily Membership	152

## Student Demographics



Performance Tier	% of Metrics at Tier		Weight		Weighted % of Metrics at Tier
<b>Exceptional</b>	<b>0%</b>	<b>x</b>	<b>1.5</b>	<b>=</b>	<b>0%</b>
<b>Target</b>	<b>59%</b>	<b>x</b>	<b>1</b>	<b>=</b>	<b>59%</b>
<b>Near Target</b>	<b>24%</b>	<b>x</b>	<b>0.5</b>	<b>=</b>	<b>12%</b>
<b>Did Not Meet</b>	<b>18%</b>	<b>x</b>	<b>0</b>	<b>=</b>	<b>0%</b>
<b>Unweighted Overall Score</b>	<b>59%</b> <i>Achieving</i>		<b>Weighted Overall Score:</b>		<b>71%</b>

Program was eligible for 17 of 23 metrics

\* Self-reported data

# Achievement

Metric	Metric Value	Performance Tier
Keystone Literature Participation Rate	<p>Target (85%) 93% (n = 41)</p>	Target
Keystone Algebra Participation Rate	<p>- Insufficient Sample - (n = 19)</p>	
Keystone Biology Participation Rate	<p>85% 88% (n = 41)</p>	Target
PSSA English Language Arts Participation Rate	<p>90% 99% (n = 78)</p>	Target
PSSA Mathematics Participation Rate	<p>90% 99% (n = 78)</p>	Target
PSSA Science Participation Rate	<p>90% 98% (n = 50)</p>	Target
Course Performance Percent Earning at Least a C in All Major Subjects <u>Supplemental Information</u> % Earning at Least Bs: 11%	<p>65% 44% (n = 211)</p>	Did Not Meet
IEP Performance* Percent Meeting IEP Goals	<p>- Insufficient Sample - (n = 1)</p>	

\* Self-reported data. See User Guide for performance tier cutpoints.

# Progress

Metric	Metric Value	Performance Tier
Credit Accumulation*	- Insufficient Sample - (n = 15)	
Literacy* Percent of Students Meeting Target <a href="#">Supplemental Information</a> Not Meeting Target: 34% Insufficient Test Records: 6%	<p>Target (65%) 60% (n = 155)</p>	Near Target
Numeracy* Percent of Students Meeting Target <a href="#">Supplemental Information</a> Not Meeting Target: 37% Insufficient Test Records: 7%	<p>65% 55% (n = 155)</p>	Near Target
Restoration Percent of Students Restored to a Non-Disciplinary School	<p>60% 60% (n = 115)</p>	Target
Grade Promotion Percent of Middle Grades Students Promoted to the Next Grade	<p>80% 87% (n = 71)</p>	Target

\* Self-reported data. See User Guide for performance tier cutpoints.

# Climate

Metric	Metric Value	Performance Tier
<p><b>% of Students Attending At Least 80% of Days</b>  <a href="#">Supplemental Information</a>                      Attending at Least 95% of Days: 3%                      Attending 90-95% of Days: 6%                      Attending 85-90% of Days: 11%                      Attending 80-85% of Days: 12%                      Attending Less than 80% of Days: 68%</p>	<p>Target (50%)                      0% 25% 50% 75% 100%                      32%                      (n = 340)</p>	<b>Did Not Meet</b>
<p><b>Percent of Students with No Out-of-School Suspensions</b></p>	<p>90%                      0% 25% 50% 75% 100%                      95%                      (n = 340)</p>	<b>Target</b>
<p><b>Percent of Students Reducing OSS</b></p>	<p>97%                      0% 25% 50% 75% 100%                      96%                      (n = 228)</p>	<b>Near Target</b>
<p><b>Student Survey: Climate</b>                      Percent of Most Positive Responses  <a href="#">Supplemental Information</a>                      Student Survey Participation Rate: 79%</p>	<p>60%                      0% 25% 50% 75% 100%                      58%</p>	<b>Near Target</b>
<p><b>Parent Survey: Climate</b>                      Percent of Most Positive Responses  <a href="#">Supplemental Information</a>                      Parent Survey Participation Rate: 25%</p>	<p>60%                      0% 25% 50% 75% 100%                      79%</p>	<b>Target</b>

\* Self-reported data. See User Guide for performance tier cutpoints.

# College & Career

Metric	Metric Value	Performance Tier
--------	--------------	------------------

## Annual Graduation Rate (known on-track students)

[Supplemental Information](#)

Total Number of Students Graduating (on-track or off-track students): 19

**- Insufficient Sample -**

(n = 4)

## First-Year College Matriculation Rate

[Supplemental Information](#)

First Semester College Matriculation Rate:  
Insufficient Sample

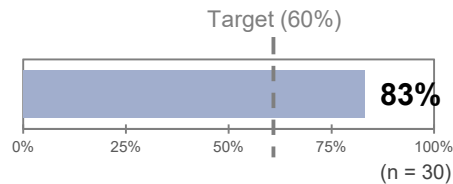
**- Insufficient Sample -**

(n = 9)

## PSAT, SAT, and ACT Participation

[Supplemental Information](#)

Meeting CCP Benchmark: Insufficient Sample

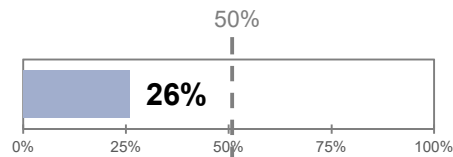


**Target**

## Student Survey: College & Career Readiness Percent of Most Positive Responses

[Supplemental Information](#)

Student Survey Participation Rate: 79%



**Did Not Meet**

## FAFSA and College Application OR Job Application Completion\*

[Supplemental Information](#)

FAFSA Completion Rate: Insufficient Sample

**- Insufficient Sample -**

(n = 19)

\* Self-reported data. See User Guide for performance tier cutpoints.