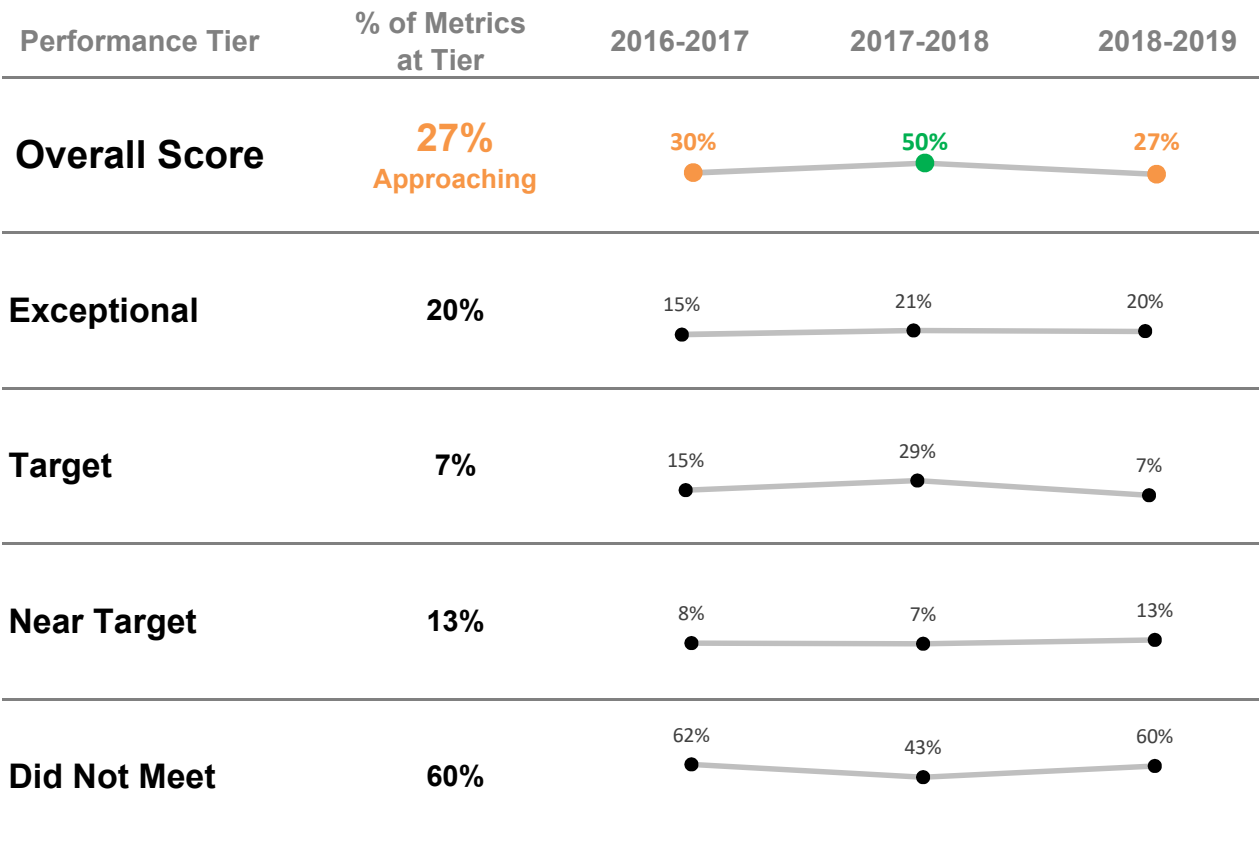
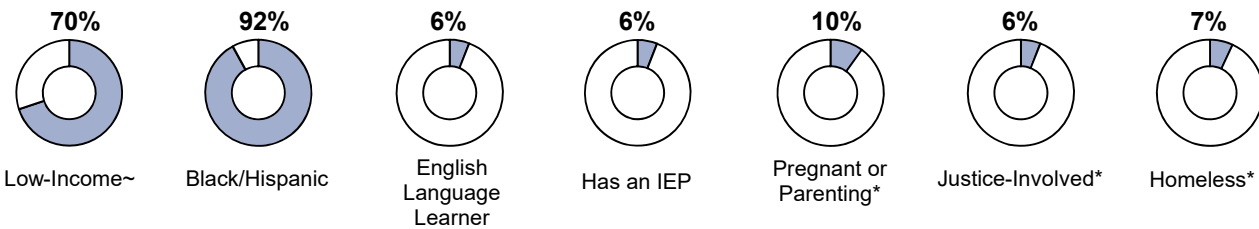


One Bright Ray - Simpson Campus

Program Information

Governance	Contracted	Program Type	Accelerated
Address	1142 E. Erie Ave. Philadelphia, PA 19124	Grade Range	9-12
Phone	215-744-6000	Total Enrollment	404
Website	http://www.onebrihtraycommunity.org	Average Daily Membership	267

Student Demographics



Program was eligible for 15 of 20 metrics

* Self-reported data; ~Data retrieved from Pennsylvania Department of Education

Achievement

Metric	Metric Value	Performance Tier
--------	--------------	------------------

Keystone Literature

Percent Proficient or Advanced

[Distribution by Performance Level](#)

Advanced: Insufficient Sample

Proficient: Insufficient Sample

Basic: Insufficient Sample

Below Basic: Insufficient Sample

- Insufficient Sample -

(n = 15)

Keystone Algebra

Percent Proficient or Advanced

[Distribution by Performance Level](#)

Advanced: Insufficient Sample

Proficient: Insufficient Sample

Basic: Insufficient Sample

Below Basic: Insufficient Sample

- Insufficient Sample -

(n = 11)

Keystone Biology

Percent Proficient or Advanced

[Distribution by Performance Level](#)

Advanced: Insufficient Sample

Proficient: Insufficient Sample

Basic: Insufficient Sample

Below Basic: Insufficient Sample

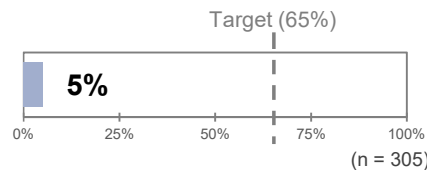
- Insufficient Sample -

(n = 10)

Course Performance

Percent Earning at Least a C in All Major Subjects

% Earning at Least Bs: 2%



Did Not Meet

IEP Performance

Percent Meeting IEP Goals

- Data Not Available -

Progress

Metric	Metric Value	Performance Tier
Credit Accumulation	<p>Target (75%)</p> <p>41%</p> <p>0% 25% 50% 75% 100%</p> <p>(n = 303)</p>	Did Not Meet
Literacy* Percent of Students Meeting Target <u>Outcomes for Students Not Meeting Target</u> Not Meeting Target: 21% Insufficient Test Records: 72%	<p>65%</p> <p>6%</p> <p>0% 25% 50% 75% 100%</p> <p>(n = 305)</p>	Did Not Meet
Numeracy* Percent of Students Meeting Target <u>Outcomes for Students Not Meeting Target</u> Not Meeting Target: 25% Insufficient Test Records: 70%	<p>65%</p> <p>5%</p> <p>0% 25% 50% 75% 100%</p> <p>(n = 305)</p>	Did Not Meet

* Self-reported data. See User Guide for performance tier cutpoints.

Climate

Metric	Metric Value	Performance Tier
Annual Retention Rate Outcomes for Students Not Retained Transferring Within Network: 2% Transferring Outside Network: 0.44% No Longer in a Philadelphia Public School: 28%	<p>Target (70%) 69% (n = 228)</p>	Near Target
% of Students Attending at Least 85% of Days Distribution by Attendance Band Attending at Least 95% of Days: 9% Attending 90-95% of Days: 10% Attending 85-90% of Days: 10% Attending 80-85% of Days: 8% Attending Less than 80% of Days: 63%	<p>50% 29% (n = 404)</p>	Did Not Meet
Average Change in Student Attendance Rate	<p>0 1 (n = 167)</p>	Target
Percent of Students with No Out-of-School Suspensions	<p>97% 100% (n = 404)</p>	Exceptional
Percent of Students Reducing OSS	<p>97% 100% (n = 167)</p>	Exceptional
Student Survey: Climate Percent of Most Positive Responses Student Survey Participation Rate: 60%	<p>60% 58% (n = 167)</p>	Near Target
Parent Survey: Climate Percent of Most Positive Responses Parent Survey Participation Rate: 8%	<p>60% 0% (n = 167)</p>	Did Not Meet

* Self-reported data. See User Guide for performance tier cutpoints.

College & Career

Metric	Metric Value	Performance Tier
Annual Graduation Rate (known on-track students) Total Number of Students Graduating (on-track or off-track students): 75	<p>Target (80%) 59% (n = 49)</p>	Did Not Meet
First-Year College Matriculation Rate First Semester College Matriculation Rate: 14%	<p>40% 24% (n = 124)</p>	Did Not Meet
SAT/ACT Participation Rate % of Students Meeting CCP Benchmark: Insufficient Sample	<p>- Insufficient Sample -</p> <p>(n = 2)</p>	
Student Survey: College & Career Readiness Percent of Most Positive Responses Student Survey Participation Rate: 60%	<p>50% 30% (n = 60)</p>	Did Not Meet
FAFSA and College Application OR Job Application Completion* FAFSA Completion Rate: 43%	<p>75% 99% (n = 75)</p>	Exceptional

* Self-reported data. See User Guide for performance tier cutpoints.