

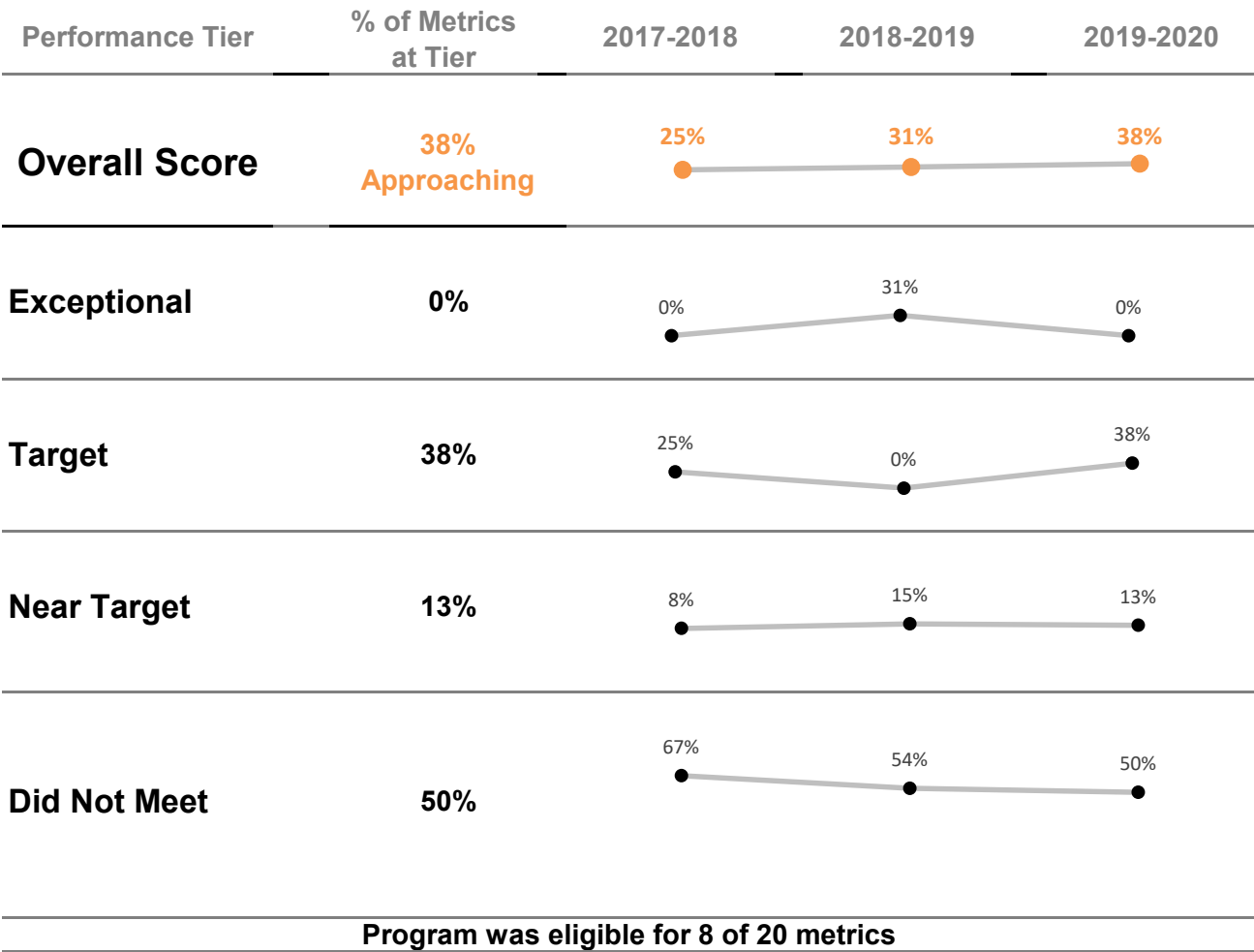
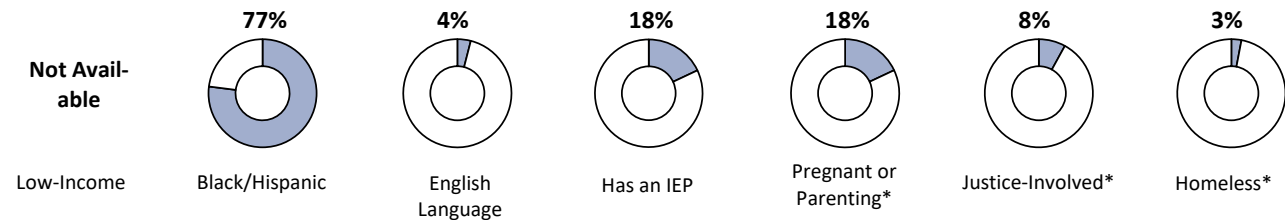
# Liguori Academy-Fortis

## Program Information

Governance	Contracted	Program Type	Accelerated
Address	1952 E Allegheny Ave Philadelphia, PA 19134	Grade Range	9-12
Phone	267-571-1952	Total Enrollment	137
Website	<a href="https://www.liguoriacademy.org/fortis-program">https://www.liguoriacademy.org/fortis-program</a>	Average Daily Membership	111

Due to the COVID-19 pandemic and associated school closures, multiple state and local assessments were cancelled during the 2019-2020 school year. Many of the metrics usually included in the AEPR are not comparable to previous years; for others, results are not available.

## Student Demographics



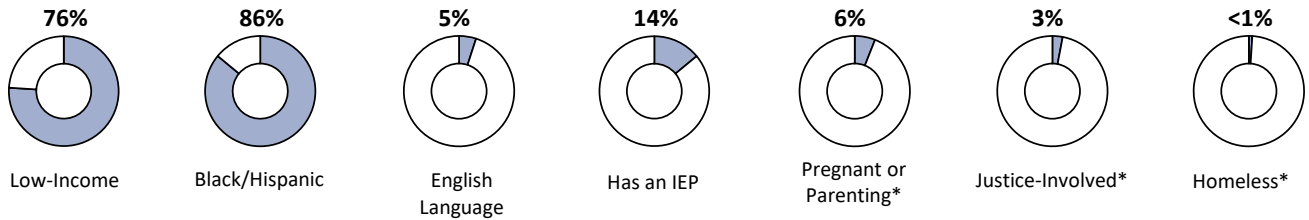
# Excel Academy South

## Program Information

Governance	Contracted	Program Type	Accelerated
Address	4641 Roosevelt Blvd Philadelphia, PA 19124	Grade Range	9-12
Phone	215-904-6254	Total Enrollment	502
Website	<a href="http://cameloteducation.org/our-schools/accelerated-schools/excel-academy-south">http://cameloteducation.org/our-schools/accelerated-schools/excel-academy-south</a>	Average Daily Membership	396

Due to the COVID-19 pandemic and associated school closures, multiple state and local assessments were cancelled during the 2019-2020 school year. Many of the metrics usually included in the AEPR are not comparable to previous years; for others, results are not available.

## Student Demographics



Performance Tier	% of Metrics at Tier	2017-2018	2018-2019	2019-2020
<b>Overall Score</b>	<b>40% Approaching</b>	48%	37%	40%
<b>Exceptional</b>	<b>10%</b>	16%	21%	10%
<b>Target</b>	<b>30%</b>	32%	16%	30%
<b>Near Target</b>	<b>10%</b>	0%	5%	10%
<b>Did Not Meet</b>	<b>50%</b>	53%	58%	50%

**Program was eligible for 10 of 20 metrics**

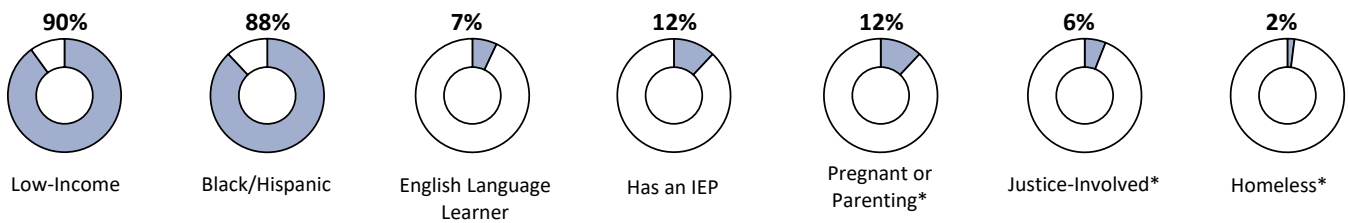
# El Centro de Estudiantes (Big Picture)

## Program Information

Governance	Contracted	Program Type	Accelerated
Address	4290 Penn St Philadelphia, PA 19124	Grade Range	9-12
Phone	267-687-1172	Total Enrollment	300
Website	www.bigpicturephiladelphia.org/	Average Daily Membership	212

Due to the COVID-19 pandemic and associated school closures, multiple state and local assessments were cancelled during the 2019-2020 school year. Many of the metrics usually included in the AEPR are not comparable to previous years; for others, results are not available.

## Student Demographics



Performance Tier	% of Metrics at Tier	2017-2018	2018-2019	2019-2020
<b>Overall Score</b>	<b>22%</b> <b>Underperforming</b>	20%	19%	22%
<b>Exceptional</b>	<b>11%</b>	7%	13%	11%
<b>Target</b>	<b>11%</b>	13%	6%	11%
<b>Near Target</b>	<b>22%</b>	13%	13%	22%
<b>Did Not Meet</b>	<b>56%</b>	67%	69%	56%

Program was eligible for 9 of 20 metrics

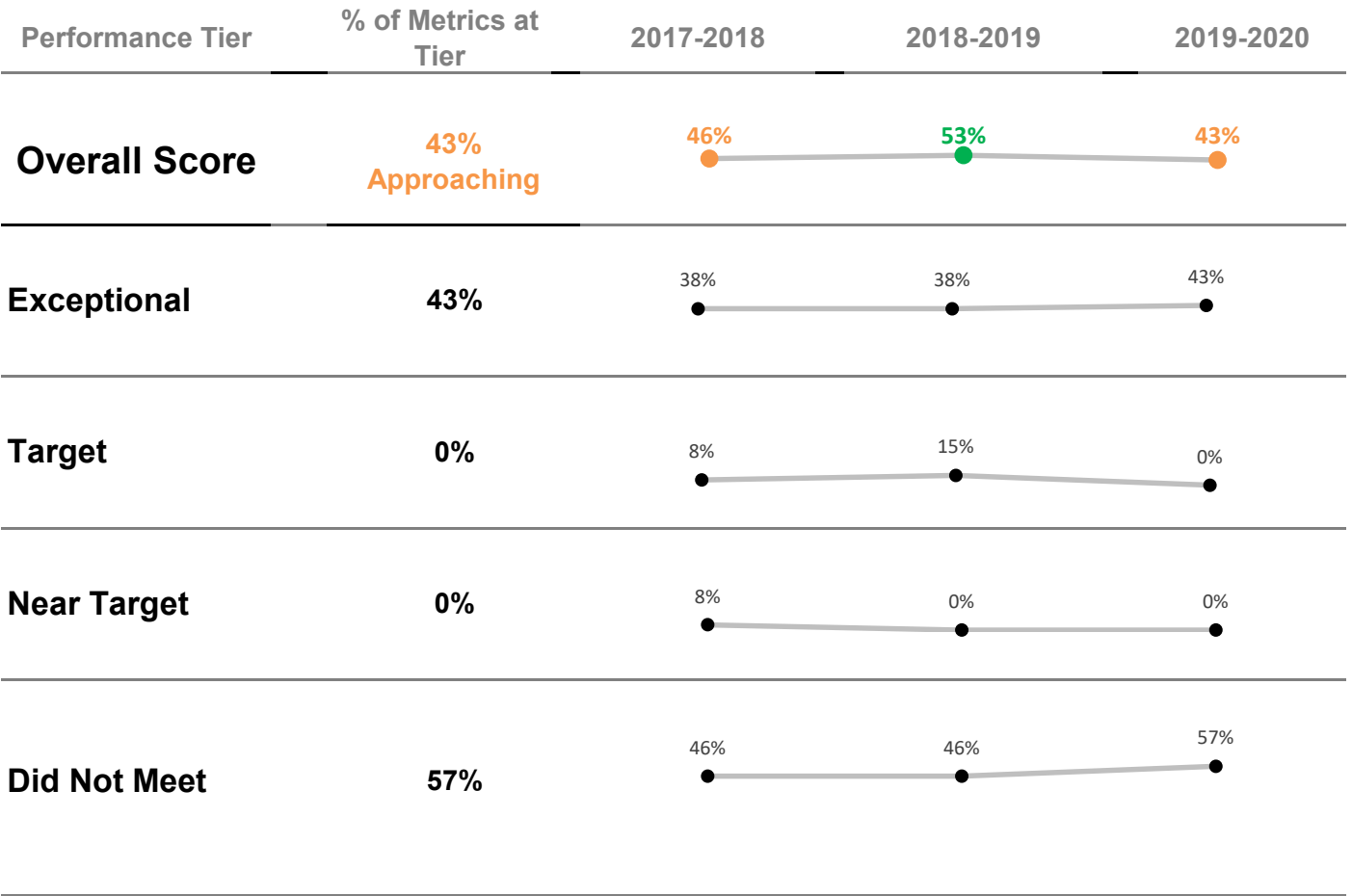
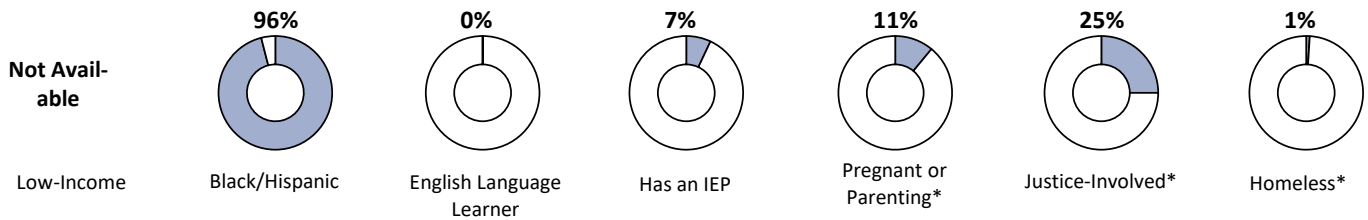
# Ombudsman Northwest

## Program Information

Governance	Contracted	Program Type	Accelerated
Address	2111 Eastburn Ave Philadelphia, PA 19138	Grade Range	9-12
Phone	215-924-8950	Total Enrollment	100
Website	<a href="http://www.ombudsman.com/state/pa">http://www.ombudsman.com/state/pa</a>	Average Daily Membership	72

Due to the COVID-19 pandemic and associated school closures, multiple state and local assessments were cancelled during the 2019-2020 school year. Many of the metrics usually included in the AEPR are not comparable to previous years; for others, results are not available.

## Student Demographics



Program was eligible for 7 of 20 metrics

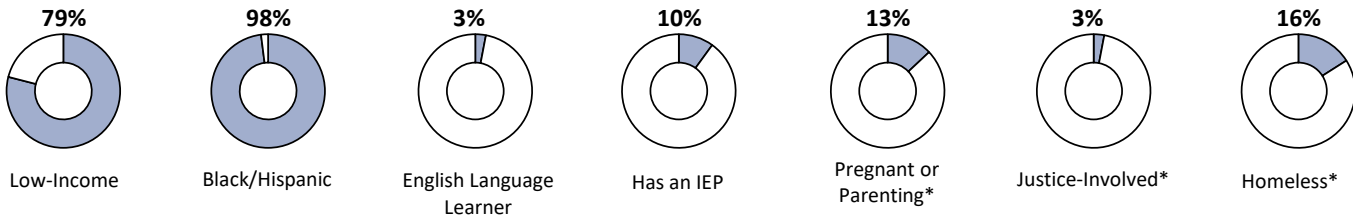
# One Bright Ray - Elmwood Campus

## Program Information

Governance	Contracted	Program Type	Accelerated
Address	6404 Elmwood Ave Philadelphia, PA 19142	Grade Range	9-12
Phone	215-488-1177	Total Enrollment	193
Website	<a href="http://www.onebightraycommunity.org">http://www.onebightraycommunity.org</a>	Average Daily Membership	136

Due to the COVID-19 pandemic and associated school closures, multiple state and local assessments were cancelled during the 2019-2020 school year. Many of the metrics usually included in the AEPR are not comparable to previous years; for others, results are not available.

## Student Demographics



Performance Tier	% of Metrics at Tier	2017-2018	2018-2019	2019-2020
<b>Overall Score</b>	<b>14%</b> <b>Underperforming</b>	35%	47%	14%
<b>Exceptional</b>	<b>14%</b>	21%	27%	14%
<b>Target</b>	<b>0%</b>	14%	20%	0%
<b>Near Target</b>	<b>14%</b>	21%	7%	14%
<b>Did Not Meet</b>	<b>71%</b>	43%	47%	71%

Program was eligible for 7 of 20 metrics

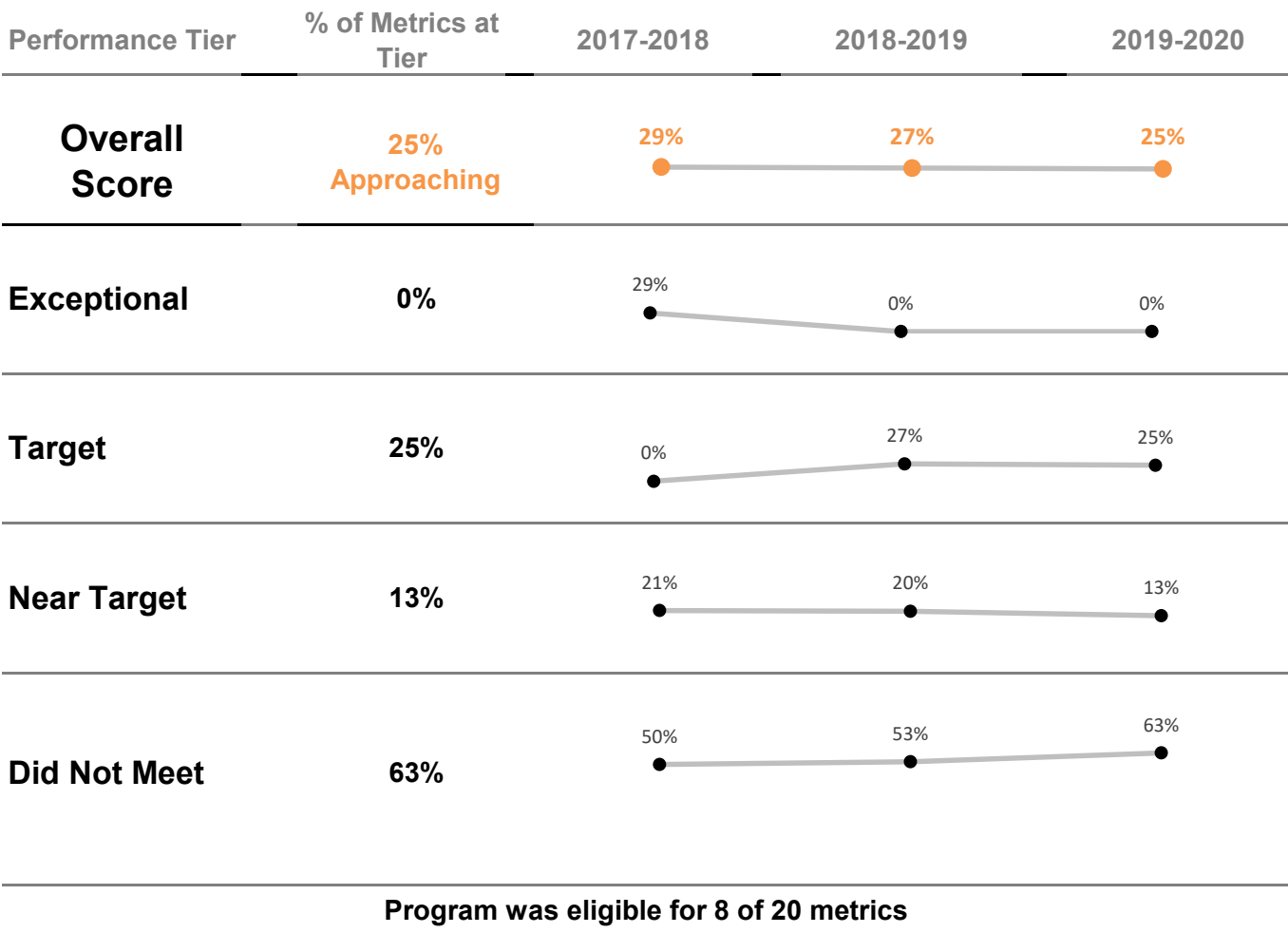
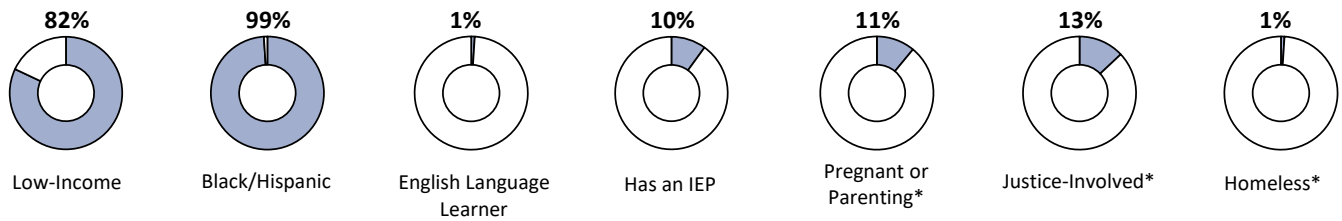
# Philadelphia OIC Workforce Academy

## Program Information

Governance	Contracted	Program Type	Accelerated
Address	1231 N Broad St Philadelphia, PA 19122	Grade Range	9-12
Phone	215-236-7700	Total Enrollment	183
Website	<a href="http://philaoic.org/workforce-academy">http://philaoic.org/workforce-academy</a>	Average Daily Membership	122

Due to the COVID-19 pandemic and associated school closures, multiple state and local assessments were cancelled during the 2019-2020 school year. Many of the metrics usually included in the AEPR are not comparable to previous years; for others, results are not available.

## Student Demographics



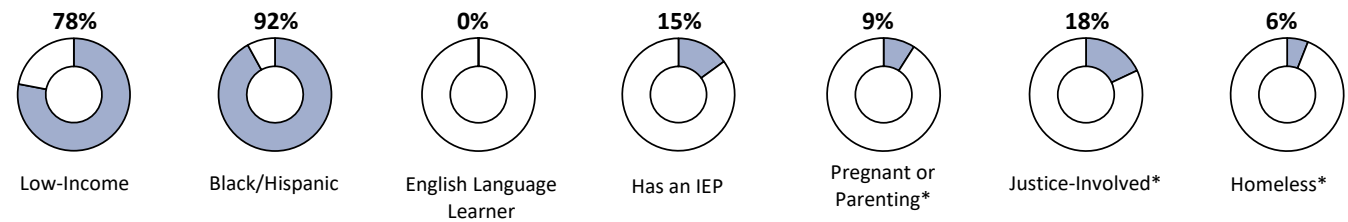
# OIC CADI

## Program Information

Governance	Contracted	Program Type	Accelerated
Address	444 N 3rd St Philadelphia, PA 19123	Grade Range	9-12
Phone	215-567-2410	Total Enrollment	210
Website	http://philaoic.org	Average Daily Membership	145

Due to the COVID-19 pandemic and associated school closures, multiple state and local assessments were cancelled during the 2019-2020 school year. Many of the metrics usually included in the AEPR are not comparable to previous years; for others, results are not available.

## Student Demographics



Performance Tier	% of Metrics at Tier	2017-2018	2018-2019	2019-2020
<b>Overall Score</b>	<b>38% Approaching</b>	19%	13%	38%
<b>Exceptional</b>	<b>13%</b>	13%	0%	13%
<b>Target</b>	<b>25%</b>	6%	13%	25%
<b>Near Target</b>	<b>0%</b>	19%	19%	0%
<b>Did Not Meet</b>	<b>63%</b>	63%	69%	63%

Program was eligible for 8 of 20 metrics

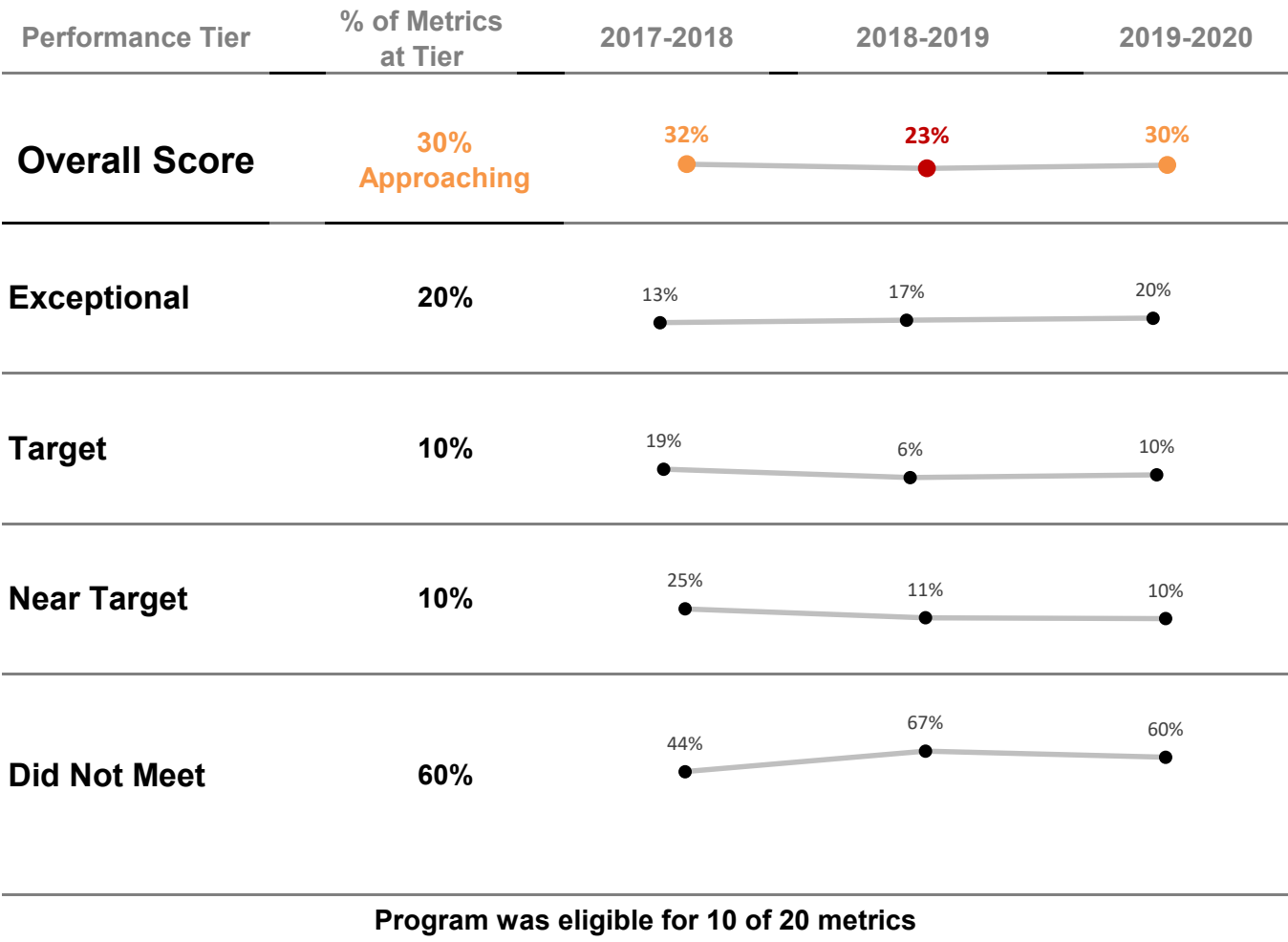
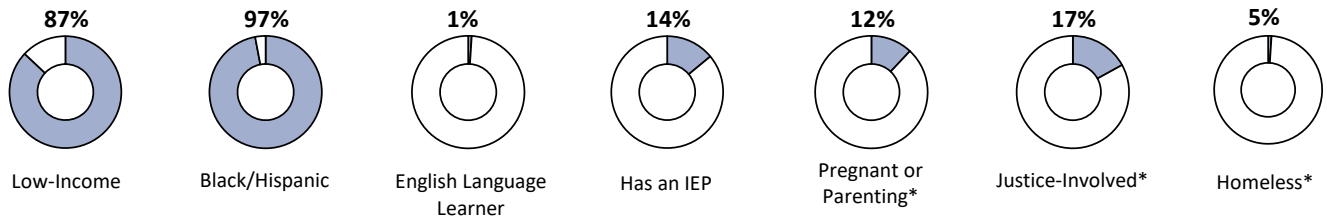
# Excel Academy North

## Program Information

Governance	Contracted	Program Type	Accelerated
Address	1435 N 26th St Philadelphia, PA 19121	Grade Range	9-12
Phone	215-684-5080	Total Enrollment	253
Website	<a href="http://cameloteducation.org/our-schools/accelerated-schools/excel-academy-north">http://cameloteducation.org/our-schools/accelerated-schools/excel-academy-north</a>	Average Daily Membership	184

Due to the COVID-19 pandemic and associated school closures, multiple state and local assessments were cancelled during the 2019-2020 school year. Many of the metrics usually included in the AEPR are not comparable to previous years; for others, results are not available.

## Student Demographics





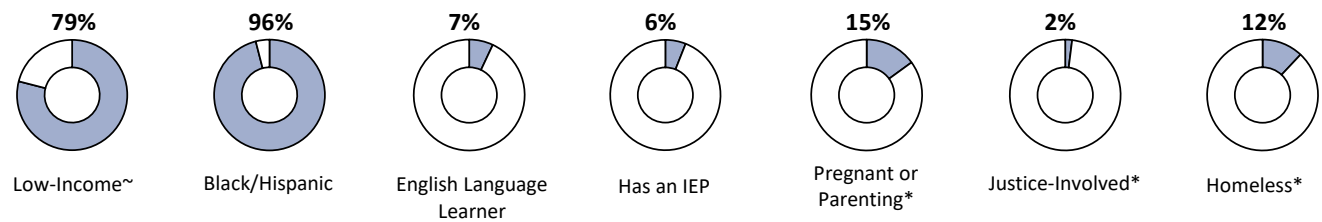
# One Bright Ray - Fairhill Campus

## Program Information

Governance	Contracted	Program Type	Accelerated
Address	2820 N 4th St Philadelphia, PA 19133	Grade Range	9-12
Phone	215-423-1776	Total Enrollment	411
Website	<a href="http://www.onebrightraycommunity.org">http://www.onebrightraycommunity.org</a>	Average Daily Membership	277

Due to the COVID-19 pandemic and associated school closures, multiple state and local assessments were cancelled during the 2019-2020 school year. Many of the metrics usually included in the AEPR are not comparable to previous years; for others, results are not available.

## Student Demographics



Performance Tier	% of Metrics at Tier	2017-2018	2018-2019	2019-2020
<b>Overall Score</b>	<b>14% Underperforming</b>	40%	34%	14%
<b>Exceptional</b>	<b>14%</b>	27%	27%	14%
<b>Target</b>	<b>0%</b>	13%	7%	0%
<b>Near Target</b>	<b>14%</b>	7%	20%	14%
<b>Did Not Meet</b>	<b>71%</b>	53%	47%	71%

**Program was eligible for 7 of 20 metrics**

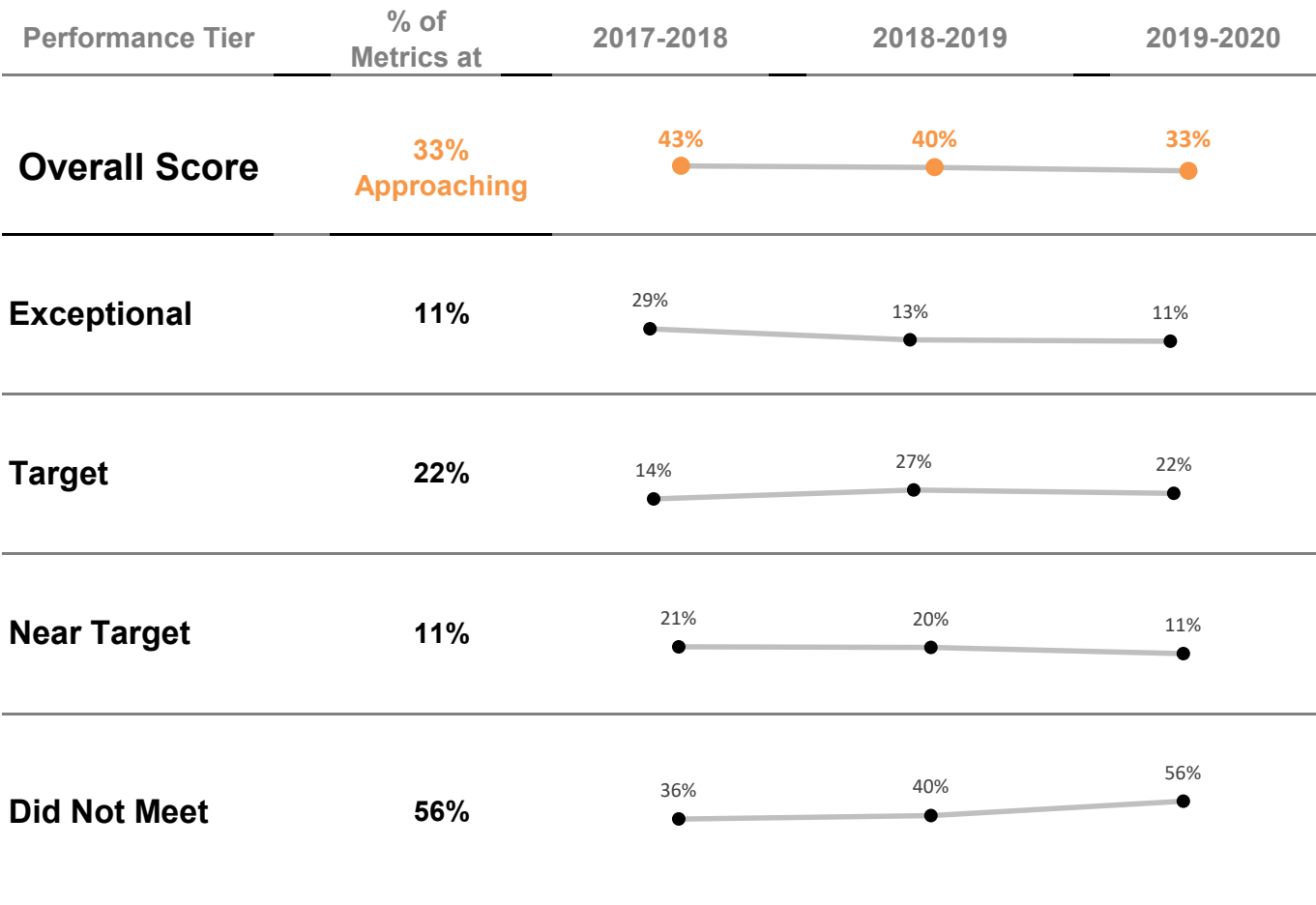
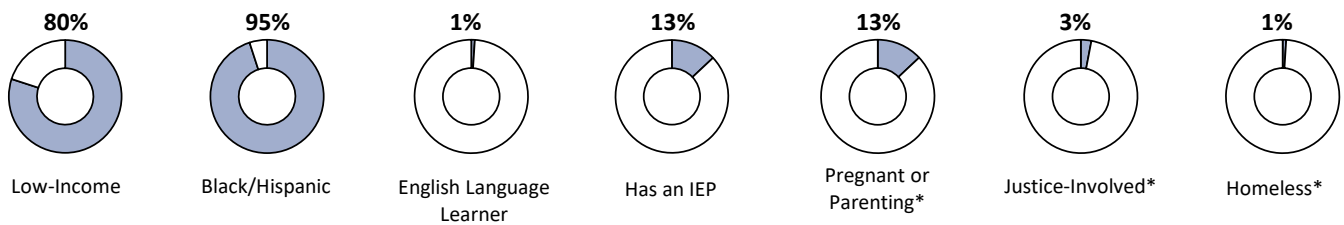
# YESPhilly

## Program Information

Governance	Contracted	Program Type	Accelerated
Address	2709 N Broad St Philadelphia, PA 19132	Grade Range	9-12
Phone	215-769-0340	Total Enrollment	149
Website	<a href="http://www.yesphilly.org">http://www.yesphilly.org</a>	Average Daily Membership	103

Due to the COVID-19 pandemic and associated school closures, multiple state and local assessments were cancelled during the 2019-2020 school year. Many of the metrics usually included in the AEPR are not comparable to previous years; for others, results are not available.

## Student Demographics



Program was eligible for 9 of 20 metrics

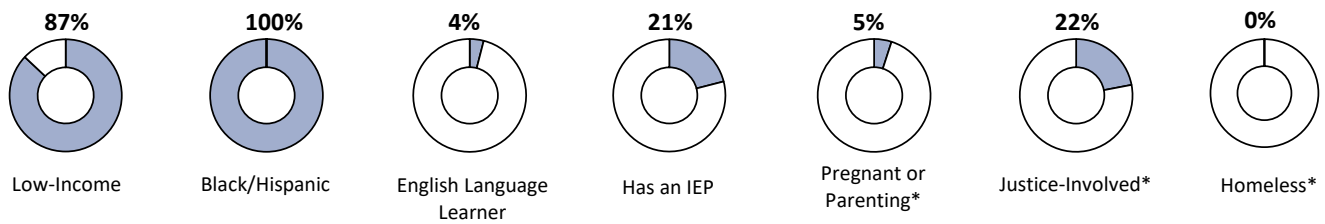
# Philadelphia Learning Academy South

## Program Information

Governance	District	Program Type	Accelerated
Address	4300 Westminster Ave Philadelphia, PA 19104	Grade Range	8-12
Phone	215-400-9080	Total Enrollment	114
Website	<a href="http://philasd.org/plasouth">http://philasd.org/plasouth</a>	Average Daily Membership	83

Due to the COVID-19 pandemic and associated school closures, multiple state and local assessments were cancelled during the 2019-2020 school year. Many of the metrics usually included in the AEPR are not comparable to previous years; for others, results are not available.

## Student Demographics



Performance Tier	% of Metrics at Tier	2017-2018	2018-2019	2019-2020
<b>Overall Score</b>	<b>0%</b> Underperforming	0%	0%	0%
<b>Exceptional</b>	<b>0%</b>	0%	0%	0%
<b>Target</b>	<b>0%</b>	0%	0%	0%
<b>Near Target</b>	<b>33%</b>	17%	13%	33%
<b>Did Not Meet</b>	<b>67%</b>	83%	87%	67%

**Program was eligible for 6 of 20 metrics**

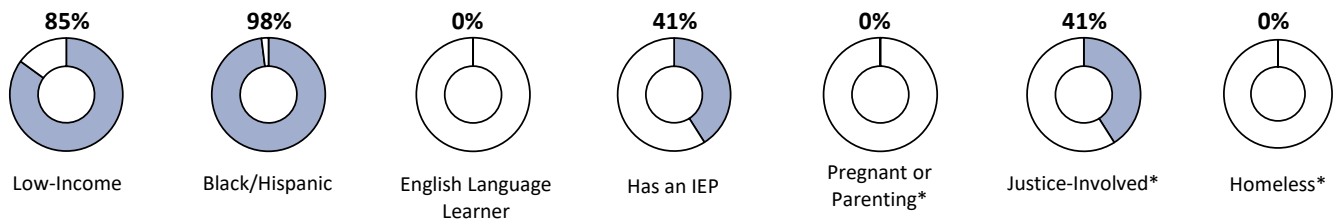
# Philadelphia Learning Academy North

## Program Information

Governance	District	Program Type	Accelerated
Address	4224 N Front St Philadelphia, PA 19140	Grade Range	8-12
Phone	215-400-9050	Total Enrollment	109
Website	<a href="http://philasd.org/planorth">http://philasd.org/planorth</a>	Average Daily Membership	58

Due to the COVID-19 pandemic and associated school closures, multiple state and local assessments were cancelled during the 2019-2020 school year. Many of the metrics usually included in the AEPR are not comparable to previous years; for others, results are not available.

## Student Demographics



Performance Tier	% of Metrics at Tier	2017-2018	2018-2019	2019-2020
<b>Overall Score</b>	<b>0% Underperforming</b>	8%	0%	0%
<b>Exceptional</b>	<b>0%</b>	0%	0%	0%
<b>Target</b>	<b>0%</b>	8%	0%	0%
<b>Near Target</b>	<b>25%</b>	17%	17%	25%
<b>Did Not Meet</b>	<b>75%</b>	75%	83%	75%

Program was eligible for 4 of 20 metrics

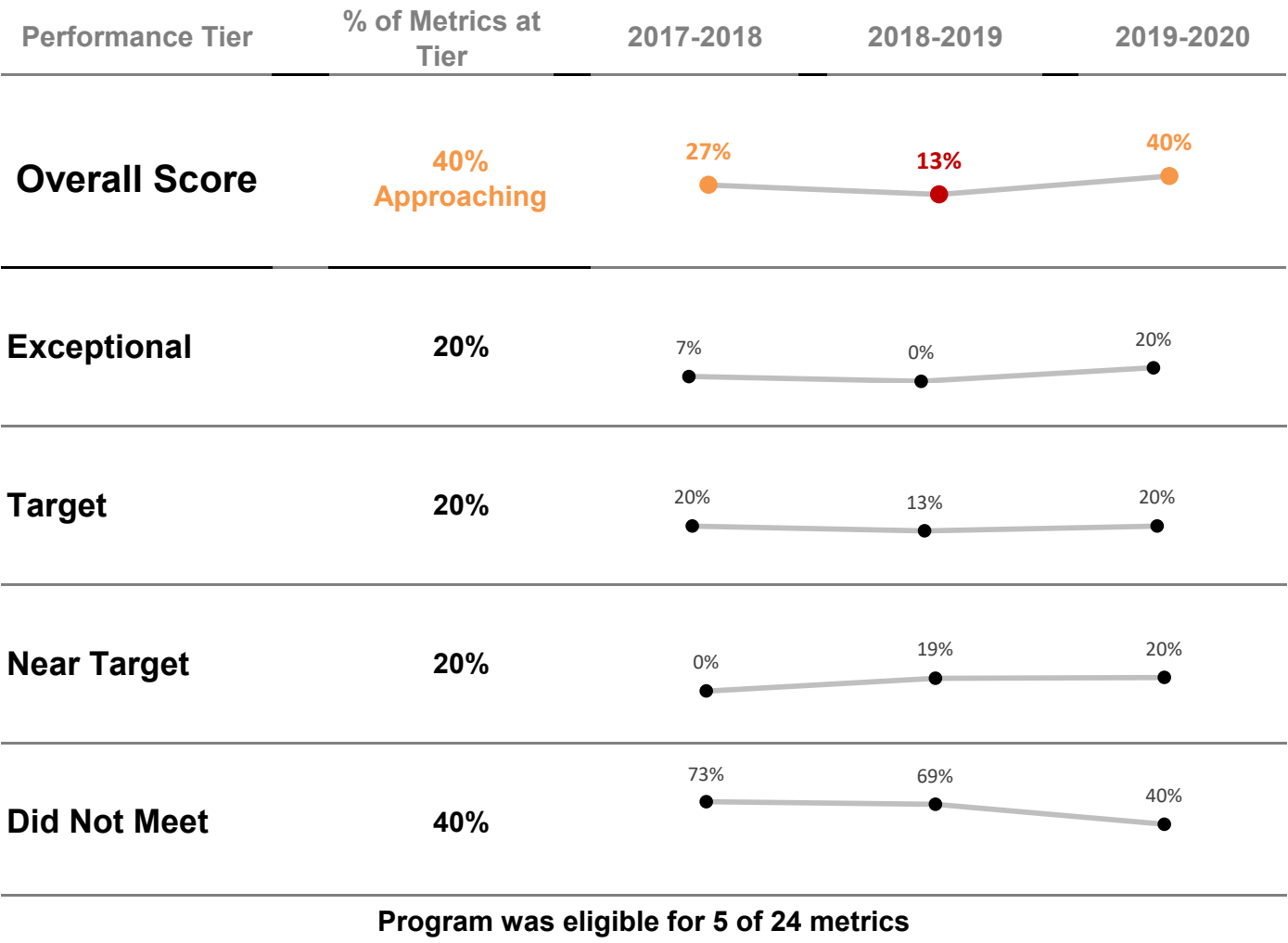
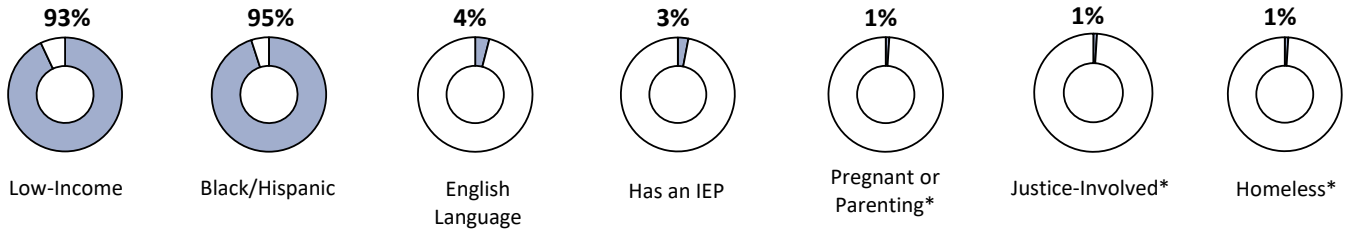
# Crossroads Accelerated Academy

## Program Information

Governance	District	Program Type	Accelerated
Address	4300 Westminster Ave Philadelphia, PA 19104	Grade Range	7-9
Phone	215-400-9070	Total Enrollment	126
Website	<a href="http://philasd.org/crossroads-accelerated/">http://philasd.org/crossroads-accelerated/</a>	Average Daily Membership	110

Due to the COVID-19 pandemic and associated school closures, multiple state and local assessments were cancelled during the 2019-2020 school year. Many of the metrics usually included in the AEPR are not comparable to previous years; for others, results are not available.

## Student Demographics



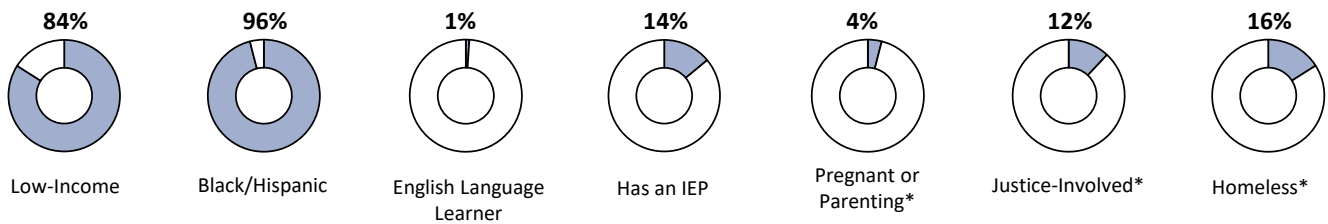
# One Bright Ray Mansion

## Program Information

Governance	Contracted	Program Type	Accelerated
Address	3133 Ridge Ave Philadelphia, PA 19121	Grade Range	9-12
Phone	215-999-3110	Total Enrollment	246
Website	<a href="https://www.onebrihtraycommunity.org">https://www.onebrihtraycommunity.org</a>	Average Daily Membership	191

Due to the COVID-19 pandemic and associated school closures, multiple state and local assessments were cancelled during the 2019-2020 school year. Many of the metrics usually included in the AEPR are not comparable to previous years; for others, results are not available.

## Student Demographics



Performance Tier	% of Metrics at Tier	2017-2018	2018-2019	2019-2020
<b>Overall Score</b>	<b>0%</b> <b>Underperforming</b>		42%	0%
<b>Exceptional</b>	<b>0%</b>		17%	0%
<b>Target</b>	<b>0%</b>		25%	0%
<b>Near Target</b>	<b>14%</b>		8%	14%
<b>Did Not Meet</b>	<b>86%</b>		50%	86%

**Program was eligible for 7 of 20 metrics**

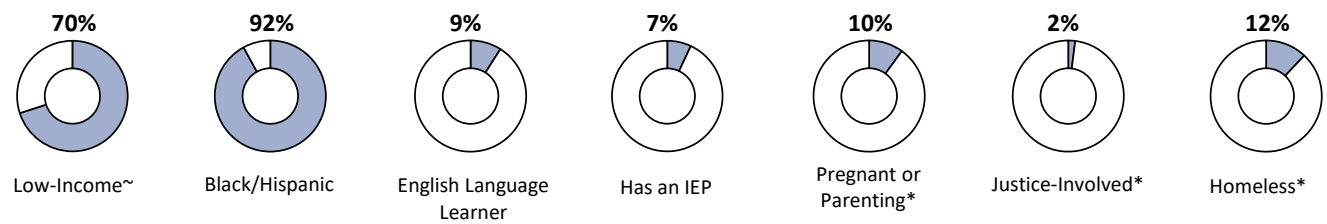
# One Bright Ray - Simpson Campus

## Program Information

Governance	Contracted	Program Type	Accelerated
Address	1142 E Erie Ave Philadelphia, PA 19124	Grade Range	9-12
Phone	215-744-6000	Total Enrollment	376
Website	<a href="http://www.onebrightraycommunity.org">http://www.onebrightraycommunity.org</a>	Average Daily Membership	271

Due to the COVID-19 pandemic and associated school closures, multiple state and local assessments were cancelled during the 2019-2020 school year. Many of the metrics usually included in the AEPR are not comparable to previous years; for others, results are not available.

## Student Demographics



Performance Tier	% of Metrics at Tier	2017-2018	2018-2019	2019-2020
<b>Overall Score</b>	<b>29% Approaching</b>	50%	27%	29%
<b>Exceptional</b>	<b>0%</b>	21%	20%	0%
<b>Target</b>	<b>29%</b>	29%	7%	29%
<b>Near Target</b>	<b>0%</b>	7%	13%	0%
<b>Did Not Meet</b>	<b>71%</b>	43%	60%	71%

**Program was eligible for 7 of 20 metrics**