

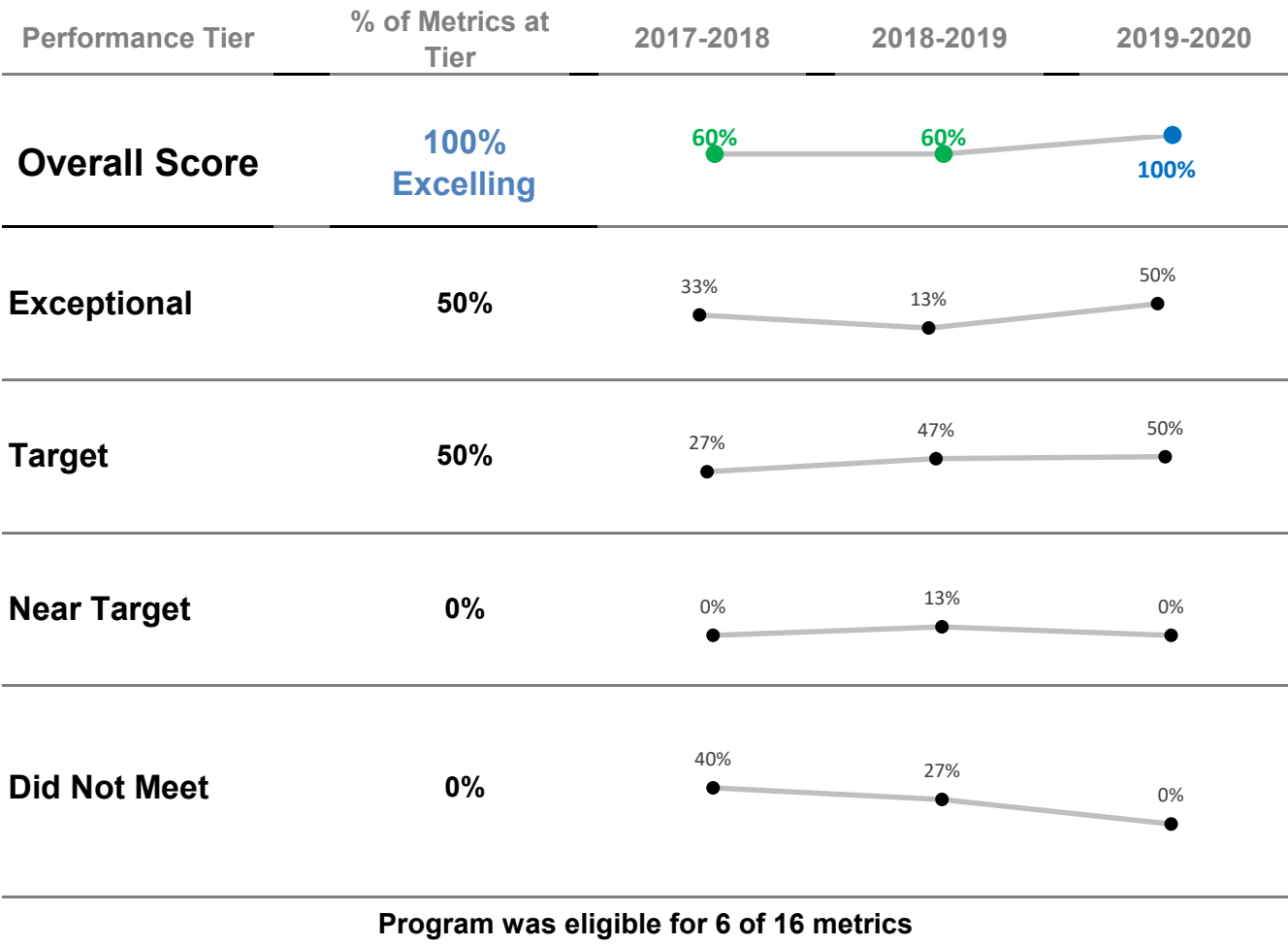
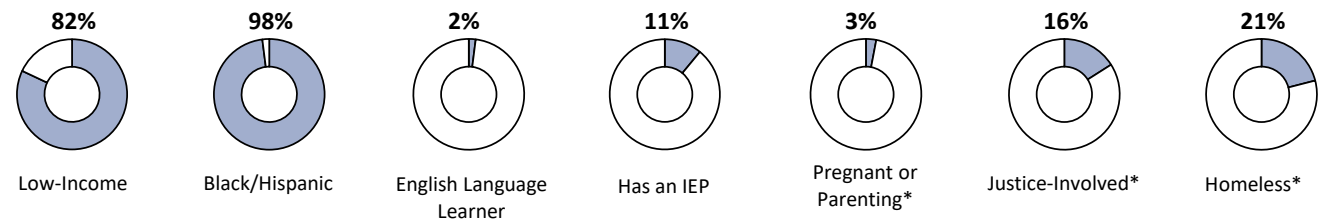
Excel Middle Years Academy

Program Information

Governance	Contracted	Program Type	Continuation
Address	4300 Westminster Ave Philadelphia, PA 19104	Grade Range	6-8
Phone	215-436-0307	Total Enrollment	110
Website	https://cameloteducation.org/our-schools/transitional-schools/excel-middle-years-academy/	Average Daily Membership	86

Due to the COVID-19 pandemic and associated school closures, multiple state and local assessments were cancelled during the 2019-2020 school year. Many of the metrics usually included in the AEPR are not comparable to previous years; for others, results are not available.

Student Demographics



Achievement

Metric	Metric Value	Performance Tier
PSSA English Language Arts Percent Proficient or Advanced Distribution by Performance Level Advanced: N/A - COVID-19 Proficient: N/A - COVID-19 Basic: N/A - COVID-19 Below Basic: N/A - COVID-19	- Not Available Due to COVID-19 -	
PSSA Mathematics Percent Proficient or Advanced Distribution by Performance Level Advanced: N/A - COVID-19 Proficient: N/A - COVID-19 Basic: N/A - COVID-19 Below Basic: N/A - COVID-19	- Not Available Due to COVID-19 -	
PSSA Science Percent Proficient or Advanced Distribution by Performance Level Advanced: N/A - COVID-19 Proficient: N/A - COVID-19 Basic: N/A - COVID-19 Below Basic: N/A - COVID-19	- Not Available Due to COVID-19 -	
Course Performance¹ Percent Earning at Least a C in All Major Subjects % Earning at Least Bs: 28%		Exceptional
IEP Performance*¹ Percent Meeting IEP Goals	- Insufficient Sample -	
	(n = 7)	

* Self-reported data. See User Guide for performance tier cutpoints.

Progress

Metric	Metric Value	Performance Tier
--------	--------------	------------------

Literacy*

Percent of Students Meeting Target

[Outcomes for Students Not Meeting Target](#)

Not Meeting Target: N/A - COVID-19

Insufficient Test Records: N/A - COVID-19

- Not Available Due to COVID-19 -

Numeracy*

Percent of Students Meeting Target

[Outcomes for Students Not Meeting Target](#)

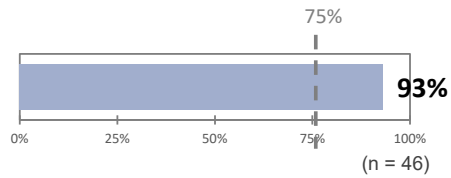
Not Meeting Target: N/A - COVID-19

Insufficient Test Records: N/A - COVID-19

- Not Available Due to COVID-19 -

Transition Success¹

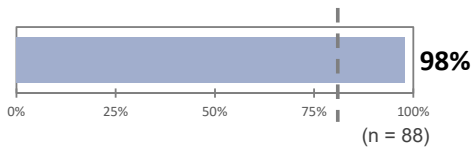
Percent of Students Applying to at Least 3 Schools



Target

Grade Promotion¹

Percent of Middle Grades Students Promoted to the Next Grade



Exceptional

* Self-reported data. See User Guide for performance tier cutpoints.

Climate

Metric	Metric Value	Performance Tier
--------	--------------	------------------

Annual Retention Rate

Outcomes for Students Not Retained

Transferring Within Network: N/A - COVID-19

Transferring Outside Network: N/A - COVID-19

No Longer in a Philadelphia Public School: N/A - COVID-19

- Not Available Due to COVID-19 -

% of Students Attending At Least 85% of Days²

Distribution by Attendance Band

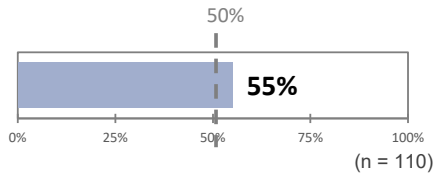
Attending at Least 95% of Days: 31%

Attending 90-95% of Days: 16%

Attending 85-90% of Days: 8%

Attending 80-85% of Days: 12%

Attending Less than 80% of Days: 33%

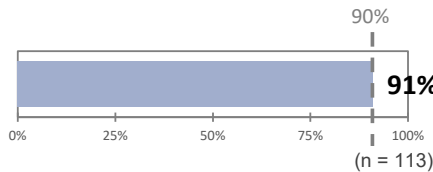


Target

Average Change in Student Attendance Rate¹

- Not Available Due to COVID-19 -

Percent of Students with No Out-of-School¹



Target

Percent of Students Reducing OSS¹

- Not Available Due to COVID-19 -

Student Survey: Climate³

Percent of Most Positive Responses

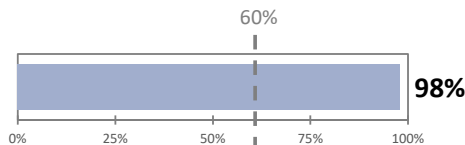
Student Survey Participation Rate: 38%

- Insufficient Sample -

Parent Survey: Climate³

Percent of Most Positive Responses

Parent Survey Participation Rate: 94%



Exceptional

* Self-reported data. See User Guide for performance tier cutpoints.

¹ These metrics may have been affected by school closures in Spring 2020.

² These metrics include data only through mid-March. In previous years, these metrics were calculated using data through the end of the school year.

³ Survey window was open through June. Responses and participation rates may have been affected by the school closures in Spring 2020.