

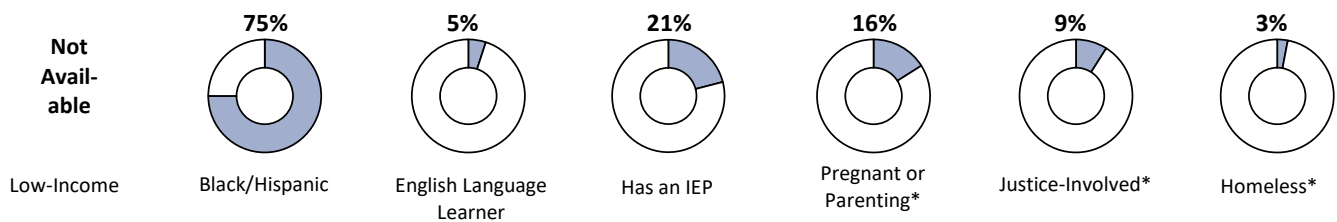
Liguori Academy-Fortis

Program Information

Governance	Contracted	Program Type	Accelerated
Address	1952 E Allegheny Ave Philadelphia, PA 19134-3122	Grade Range	9-12
Phone	267-571-1952	Total Enrollment	116
Website	https://www.liguoriacademy.org/fortis-program	Average Daily Membership	105

Due to the continued COVID-19 pandemic and associated remote learning, participation in state assessments was limited. In accordance with state guidelines, state assessments are not included in these reports. Many of the metrics usually included in the AEPR are not comparable to previous years.

Student Demographics



% of Metrics by Performance Tier	2018-2019	2019-2020**	2020-2021**
Exceptional	31%	0%	30%
Target	0%	38%	0%
Near Target	15%	13%	0%
Did Not Meet	54%	50%	70%
Total Eligible Metrics	(13)	(8)	(10)

**Schools shifted to virtual learning for the last few months of the 2019-2020 academic year and were entirely virtual in 2020-2021. Due to the extraordinary circumstances of these two academic years, summary metrics may not be comparable to prior years.

Program was eligible for 10 of 20 metrics in 2020-2021

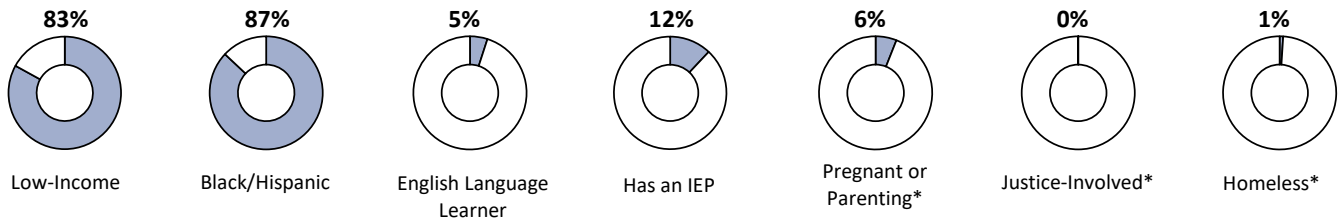
Excel Academy South

Program Information

Governance	Contracted	Program Type	Accelerated
Address	4641 Roosevelt Blvd Philadelphia, PA 19124-2343	Grade Range	9-12
Phone	215-904-6254	Total Enrollment	445
Website	http://cameloteducation.org/our-schools/accelerated-schools/excel-academy-south	Average Daily Membership	393

Due to the continued COVID-19 pandemic and associated remote learning, participation in state assessments was limited. In accordance with state guidelines, state assessments are not included in these reports. Many of the metrics usually included in the AEPR are not comparable to previous years.

Student Demographics



% of Metrics by Performance Tier	2018-2019	2019-2020**	2020-2021**
Exceptional	21%	10%	31%
Target	16%	30%	6%
Near Target	5%	10%	0%
Did Not Meet	58%	50%	63%
Total Eligible Metrics	(19)	(8)	(16)

**Schools shifted to virtual learning for the last few months of the 2019-2020 academic year and were entirely virtual in 2020-2021. Due to the extraordinary circumstances of these two academic years, summary metrics may not be comparable to prior years.

Program was eligible for 16 of 20 metrics in 2020-2021

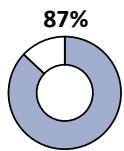
El Centro de Estudiantes (Big Picture)

Program Information

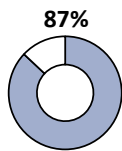
Governance	Contracted	Program Type	Accelerated
Address	4290 Penn St Philadelphia, PA 19124-3931	Grade Range	9-12
Phone	267-687-1172	Total Enrollment	242
Website	http://www.bigpicturephiladelphia.org	Average Daily Membership	200

Due to the continued COVID-19 pandemic and associated remote learning, participation in state assessments was limited. In accordance with state guidelines, state assessments are not included in these reports. Many of the metrics usually included in the AEPR are not comparable to previous years.

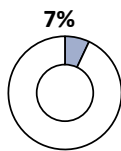
Student Demographics



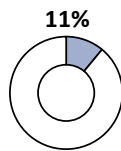
Low-Income



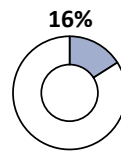
Black/Hispanic



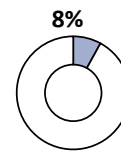
English Language Learner



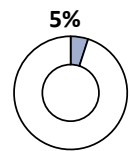
Has an IEP



Pregnant or Parenting*



Justice-Involved*



Homeless*

% of Metrics by Performance Tier	2018-2019	2019-2020**	2020-2021**
Exceptional	13%	11%	27%
Target	6%	11%	20%
Near Target	13%	22%	0%
Did Not Meet	69%	56%	53%
Total Eligible Metrics	(16)	(9)	(15)

**Schools shifted to virtual learning for the last few months of the 2019-2020 academic year and were entirely virtual in 2020-2021. Due to the extraordinary circumstances of these two academic years, summary metrics may not be comparable to prior years.

Program was eligible for 15 of 20 metrics in 2020-2021

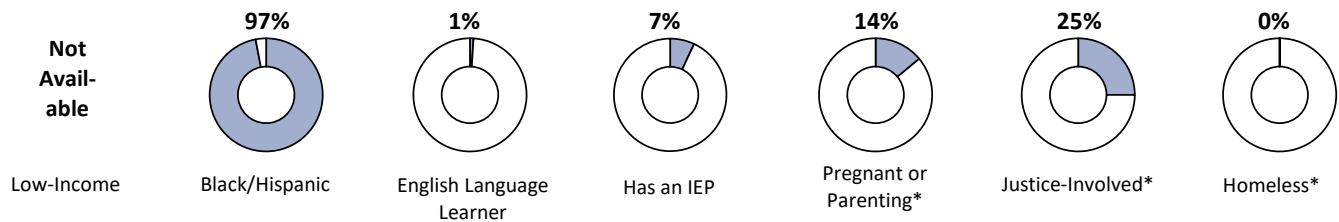
Ombudsman Northwest

Program Information

Governance	Contracted	Program Type	Accelerated
Address	2111 Eastburn Ave Philadelphia, PA 19138-2630	Grade Range	9-12
Phone	215-924-8950	Total Enrollment	88
Website	http://www.ombudsman.com/state/pa	Average Daily Membership	75

Due to the continued COVID-19 pandemic and associated remote learning, participation in state assessments was limited. In accordance with state guidelines, state assessments are not included in these reports. Many of the metrics usually included in the AEPR are not comparable to previous years.

Student Demographics



% of Metrics by Performance Tier	2018-2019	2019-2020**	2020-2021**
Exceptional	38%	43%	43%
Target	15%	0%	7%
Near Target	0%	0%	0%
Did Not Meet	46%	57%	50%
Total Eligible Metrics	(13)	(7)	(14)

**Schools shifted to virtual learning for the last few months of the 2019-2020 academic year and were entirely virtual in 2020-2021. Due to the extraordinary circumstances of these two academic years, summary metrics may not be comparable to prior years.

Program was eligible for 14 of 20 metrics in 2020-2021

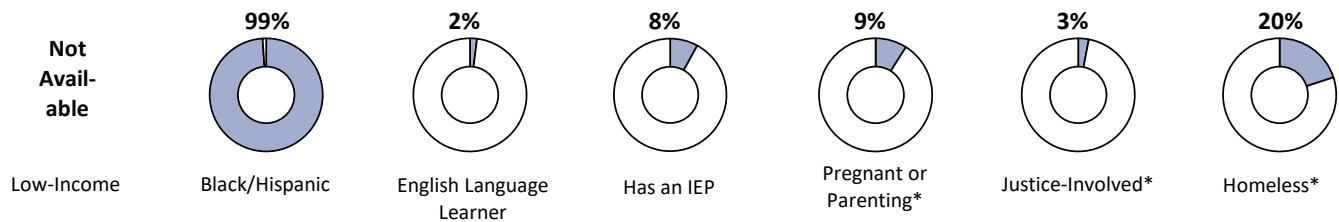
One Bright Ray - Elmwood Campus

Program Information

Governance	Contracted	Program Type	Accelerated
Address	6404 Elmwood Ave Philadelphia, PA 19142-3110	Grade Range	9-12
Phone	215-488-1177	Total Enrollment	172
Website	http://www.onebrihtraycommunity.org	Average Daily Membership	148

Due to the continued COVID-19 pandemic and associated remote learning, participation in state assessments was limited. In accordance with state guidelines, state assessments are not included in these reports. Many of the metrics usually included in the AEPR are not comparable to previous years.

Student Demographics



% of Metrics by Performance Tier	2018-2019	2019-2020**	2020-2021**
Exceptional	27%	14%	27%
Target	20%	0%	7%
Near Target	7%	14%	0%
Did Not Meet	47%	71%	67%
Total Eligible Metrics	(15)	(7)	(15)

**Schools shifted to virtual learning for the last few months of the 2019-2020 academic year and were entirely virtual in 2020-2021. Due to the extraordinary circumstances of these two academic years, summary metrics may not be comparable to prior years.

Program was eligible for 15 of 20 metrics in 2020-2021

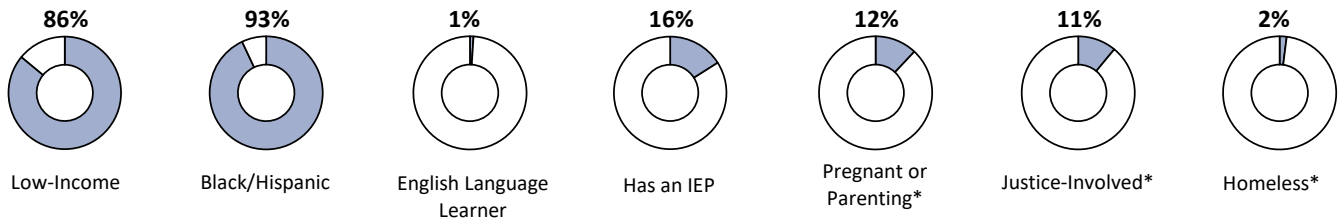
OIC CADI

Program Information

Governance	Contracted	Program Type	Accelerated
Address	444 N 3rd St Philadelphia, PA 19123-4107	Grade Range	9-12
Phone	215-567-2410	Total Enrollment	163
Website	http://philaoic.org	Average Daily Membership	135

Due to the continued COVID-19 pandemic and associated remote learning, participation in state assessments was limited. In accordance with state guidelines, state assessments are not included in these reports. Many of the metrics usually included in the AEPR are not comparable to previous years.

Student Demographics



% of Metrics by Performance Tier	2018-2019	2019-2020**	2020-2021**
Exceptional	0%	13%	31%
Target	13%	25%	0%
Near Target	19%	0%	0%
Did Not Meet	69%	63%	69%
Total Eligible Metrics	(16)	(8)	(13)

**Schools shifted to virtual learning for the last few months of the 2019-2020 academic year and were entirely virtual in 2020-2021. Due to the extraordinary circumstances of these two academic years, summary metrics may not be comparable to prior years.

Program was eligible for 13 of 20 metrics in 2020-2021

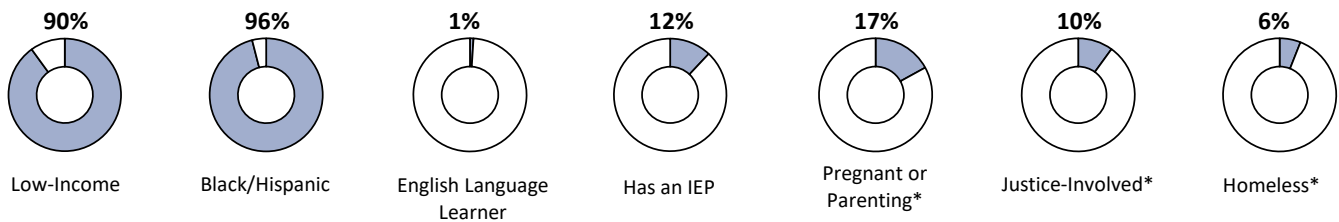
Excel Academy North

Program Information

Governance	Contracted	Program Type	Accelerated
Address	1435 N 26th St Philadelphia, PA 19121-3728	Grade Range	9-12
Phone	215-684-5080	Total Enrollment	215
Website	http://cameloteducation.org/our-schools/accelerated-schools/excel-academy-north	Average Daily Membership	191

Due to the continued COVID-19 pandemic and associated remote learning, participation in state assessments was limited. In accordance with state guidelines, state assessments are not included in these reports. Many of the metrics usually included in the AEPR are not comparable to previous years.

Student Demographics



% of Metrics by Performance Tier	2018-2019	2019-2020**	2020-2021**
Exceptional	17%	20%	27%
Target	6%	10%	13%
Near Target	11%	10%	0%
Did Not Meet	67%	60%	60%
Total Eligible Metrics	(18)	(10)	(15)

**Schools shifted to virtual learning for the last few months of the 2019-2020 academic year and were entirely virtual in 2020-2021. Due to the extraordinary circumstances of these two academic years, summary metrics may not be comparable to prior years.

Program was eligible for 15 of 20 metrics in 2020-2021

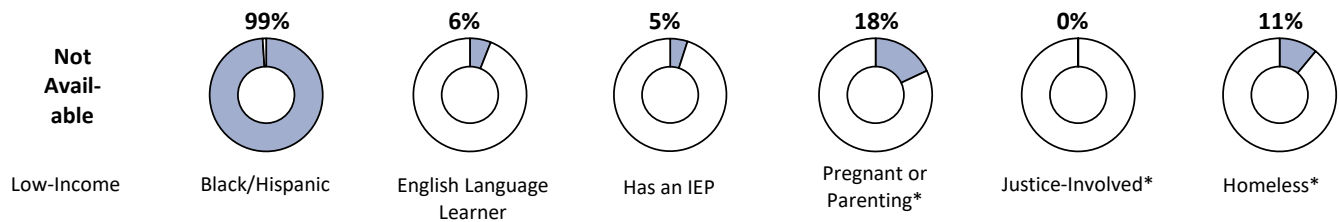
One Bright Ray - Fairhill Campus

Program Information

Governance	Contracted	Program Type	Accelerated
Address	2820 N 4th St Philadelphia, PA 19133-3116	Grade Range	9-12
Phone	215-423-1776	Total Enrollment	343
Website	http://www.onebrihtraycommunity.org	Average Daily Membership	299

Due to the continued COVID-19 pandemic and associated remote learning, participation in state assessments was limited. In accordance with state guidelines, state assessments are not included in these reports. Many of the metrics usually included in the AEPR are not comparable to previous years.

Student Demographics



% of Metrics by Performance Tier	2018-2019	2019-2020**	2020-2021**
Exceptional	27%	14%	29%
Target	7%	0%	7%
Near Target	20%	14%	7%
Did Not Meet	47%	71%	57%
Total Eligible Metrics	(15)	(7)	(14)

**Schools shifted to virtual learning for the last few months of the 2019-2020 academic year and were entirely virtual in 2020-2021. Due to the extraordinary circumstances of these two academic years, summary metrics may not be comparable to prior years.

Program was eligible for 14 of 20 metrics in 2020-2021

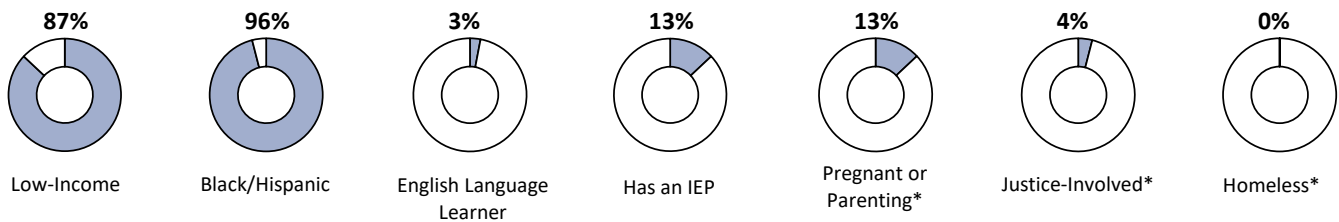
YESPhilly

Program Information

Governance	Contracted	Program Type	Accelerated
Address	2709 N Broad St Philadelphia, PA 19132-2722	Grade Range	9-12
Phone	215-769-0340	Total Enrollment	127
Website	http://www.yesphilly.org	Average Daily Membership	104

Due to the continued COVID-19 pandemic and associated remote learning, participation in state assessments was limited. In accordance with state guidelines, state assessments are not included in these reports. Many of the metrics usually included in the AEPR are not comparable to previous years.

Student Demographics



% of Metrics by Performance Tier	2018-2019	2019-2020**	2020-2021**
Exceptional	13%	11%	23%
Target	27%	22%	8%
Near Target	20%	11%	0%
Did Not Meet	40%	56%	69%
Total Eligible Metrics	(15)	(9)	(13)

**Schools shifted to virtual learning for the last few months of the 2019-2020 academic year and were entirely virtual in 2020-2021. Due to the extraordinary circumstances of these two academic years, summary metrics may not be comparable to prior years.

Program was eligible for 13 of 20 metrics in 2020-2021

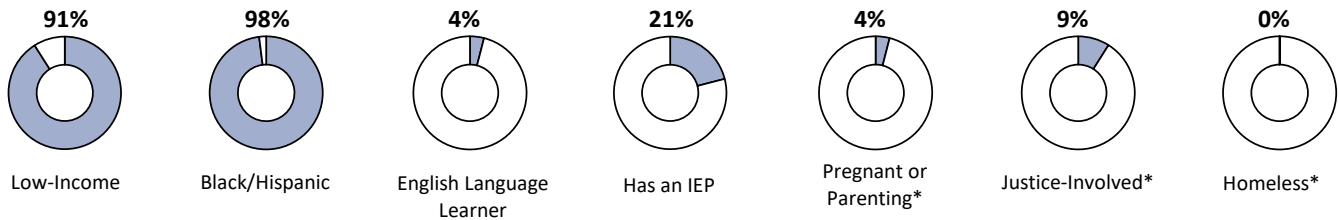
Philadelphia Learning Academy South

Program Information

Governance	District	Program Type	Accelerated
Address	4300 Westminster Ave Philadelphia, PA 19104-1308	Grade Range	9-12
Phone	215-400-9080	Total Enrollment	108
Website	http://philasd.org/plasouth	Average Daily Membership	89

Due to the continued COVID-19 pandemic and associated remote learning, participation in state assessments was limited. In accordance with state guidelines, state assessments are not included in these reports. Many of the metrics usually included in the AEPR are not comparable to previous years.

Student Demographics



% of Metrics by Performance Tier	2018-2019	2019-2020**	2020-2021**
Exceptional	0%	0%	36%
Target	0%	0%	0%
Near Target	13%	33%	9%
Did Not Meet	87%	67%	55%
Total Eligible Metrics	(15)	(6)	(11)

**Schools shifted to virtual learning for the last few months of the 2019-2020 academic year and were entirely virtual in 2020-2021. Due to the extraordinary circumstances of these two academic years, summary metrics may not be comparable to prior years.

Program was eligible for 11 of 20 metrics in 2020-2021

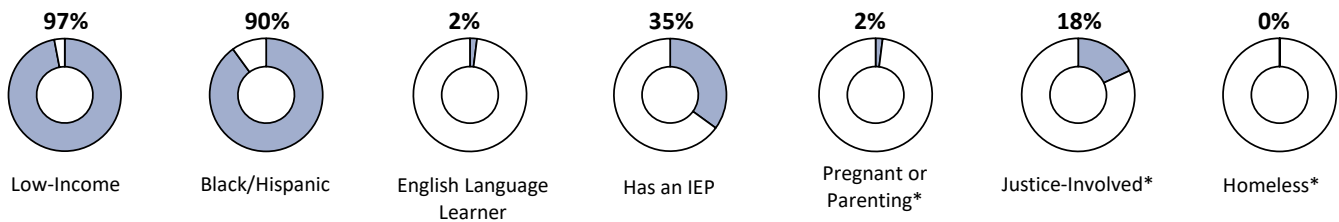
Philadelphia Learning Academy North

Program Information

Governance	District	Program Type	Accelerated
Address	4224 N Front St Philadelphia, PA 19140-2714	Grade Range	8-12
Phone	215-400-9050	Total Enrollment	84
Website	http://philasd.org/planorth	Average Daily Membership	58

Due to the continued COVID-19 pandemic and associated remote learning, participation in state assessments was limited. In accordance with state guidelines, state assessments are not included in these reports. Many of the metrics usually included in the AEPR are not comparable to previous years.

Student Demographics



% of Metrics by Performance Tier	2018-2019	2019-2020**	2020-2021**
Exceptional	0%	0%	22%
Target	0%	0%	0%
Near Target	17%	25%	11%
Did Not Meet	83%	75%	67%
Total Eligible Metrics	(12)	(4)	(9)

**Schools shifted to virtual learning for the last few months of the 2019-2020 academic year and were entirely virtual in 2020-2021. Due to the extraordinary circumstances of these two academic years, summary metrics may not be comparable to prior years.

Program was eligible for 9 of 20 metrics in 2020-2021

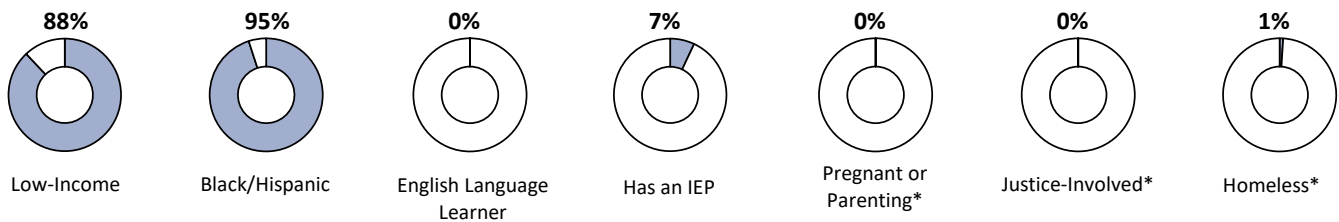
Crossroads Accelerated Academy

Program Information

Governance	District	Program Type	Accelerated
Address	4300 Westminster Ave Philadelphia, PA 19104-1308	Grade Range	7-9
Phone	215-400-9070	Total Enrollment	95
Website	http://philasd.org/crossroads-accelerated	Average Daily Membership	86

Due to the continued COVID-19 pandemic and associated remote learning, participation in state assessments was limited. In accordance with state guidelines, state assessments are not included in these reports. Many of the metrics usually included in the AEPR are not comparable to previous years.

Student Demographics



% of Metrics by Performance Tier	2018-2019	2019-2020**	2020-2021**
Exceptional	0%	20%	50%
Target	13%	20%	8%
Near Target	19%	20%	0%
Did Not Meet	69%	40%	42%
Total Eligible Metrics	(16)	(5)	(11)

**Schools shifted to virtual learning for the last few months of the 2019-2020 academic year and were entirely virtual in 2020-2021. Due to the extraordinary circumstances of these two academic years, summary metrics may not be comparable to prior years.

Program was eligible for 11 of 20 metrics in 2020-2021

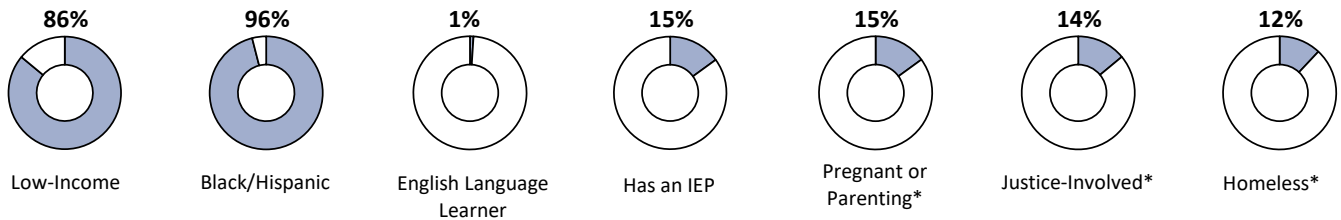
One Bright Ray Mansion

Program Information

Governance	Contracted	Program Type	Accelerated
Address	3133 Ridge Ave Philadelphia, PA 19121-1171	Grade Range	9-12
Phone	215-999-3110	Total Enrollment	232
Website	https://www.onebightraycommunity.org	Average Daily Membership	197

Due to the continued COVID-19 pandemic and associated remote learning, participation in state assessments was limited. In accordance with state guidelines, state assessments are not included in these reports. Many of the metrics usually included in the AEPR are not comparable to previous years.

Student Demographics



% of Metrics by Performance Tier	2018-2019	2019-2020**	2020-2021**
Exceptional	17%	0%	20%
Target	25%	0%	7%
Near Target	8%	14%	7%
Did Not Meet	50%	86%	67%
Total Eligible Metrics	(12)	(7)	(15)

**Schools shifted to virtual learning for the last few months of the 2019-2020 academic year and were entirely virtual in 2020-2021. Due to the extraordinary circumstances of these two academic years, summary metrics may not be comparable to prior years.

Program was eligible for 15 of 20 metrics in 2020-2021

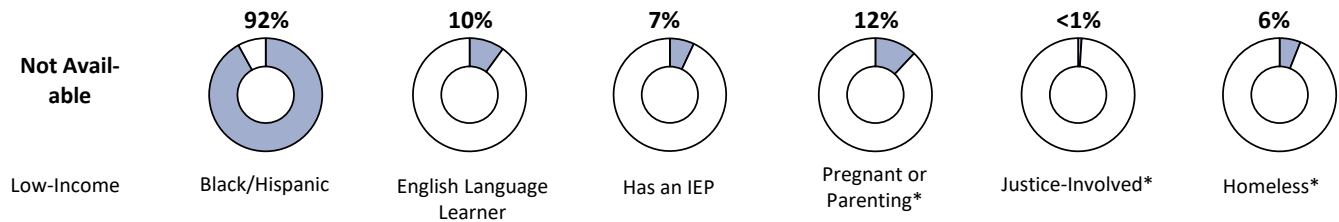
One Bright Ray - Simpson Campus

Program Information

Governance	Contracted	Program Type	Accelerated
Address	1142 E Erie Ave Philadelphia, PA 19124-5424	Grade Range	9-12
Phone	215-744-6000	Total Enrollment	357
Website	http://www.onebrihtraycommunity.org	Average Daily Membership	307

Due to the continued COVID-19 pandemic and associated remote learning, participation in state assessments was limited. In accordance with state guidelines, state assessments are not included in these reports. Many of the metrics usually included in the AEPR are not comparable to previous years.

Student Demographics



% of Metrics by Performance Tier	2018-2019	2019-2020**	2020-2021**
Exceptional	20%	0%	21%
Target	7%	29%	14%
Near Target	13%	0%	0%
Did Not Meet	60%	71%	64%
Total Eligible Metrics	(15)	(7)	(14)

**Schools shifted to virtual learning for the last few months of the 2019-2020 academic year and were entirely virtual in 2020-2021. Due to the extraordinary circumstances of these two academic years, summary metrics may not be comparable to prior years.

Program was eligible for 14 of 20 metrics in 2020-2021