

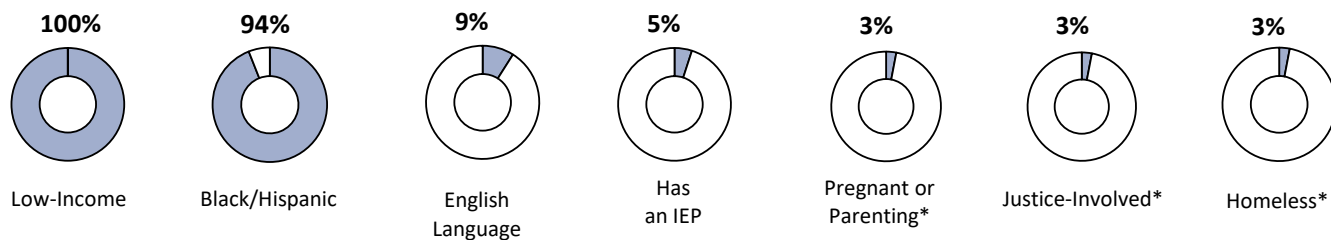
Camelot Academy

Program Information

Governance	Contracted	Program Type	AEDY
Address	1435 N 26th St Philadelphia, PA 19121-3728	Grade Range	6-12
Phone	215-684-5080	Total Enrollment	34
Website	http://cameloteducation.org/our-schools/transitional-schools/camelot-academy-of-philadelphia	Average Daily Membership	19

Due to the continued COVID-19 pandemic and associated remote learning, participation in state assessments was limited. In accordance with state guidelines, state assessments are not included in these reports. Many of the metrics usually included in the AEPR are not comparable to previous years.

Student Demographics



% of Metrics by Performance Tier	2018-2019	2019-2020**	2020-2021**
	Exceptional	0%	0%
Target	47%	40%	33%
Near Target	42%	20%	22%
Did Not Meet	11%	40%	11%
Total Eligible Metrics	(19)	(5)	(9)

**Schools shifted to virtual learning for the last few months of the 2019-2020 academic year and were entirely virtual in 2020-2021. Due to the extraordinary circumstances of these two academic years, summary metrics may not be comparable to prior years.

Program was eligible for 9 of 23 metrics

Achievement

Metric	Metric Value	Performance Tier
Keystone Literature Participation Rate	- Not Available Due to COVID-19 -	
Keystone Algebra Participation Rate	- Not Available Due to COVID-19 -	
Keystone Biology Participation Rate	- Not Available Due to COVID-19 -	
PSSA English Language Arts Participation Rate	- Not Available Due to COVID-19 -	
PSSA Mathematics Participation Rate	- Not Available Due to COVID-19 -	
PSSA Science Participation Rate	- Not Available Due to COVID-19 -	
Course Performance Percent Earning at Least a C in All Major Subjects % Earning at Least Bs: Insufficient Sample	- Insufficient Sample -	(n = 17)
IEP Performance* Percent Meeting IEP Goals	- Insufficient Sample -	(n = 0)

Progress

Metric

Metric Value

Performance Tier

Credit Accumulation*

- Insufficient Sample -

(n = 1)

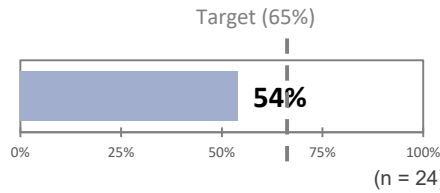
Literacy*

Percent of Students Meeting Target

Outcomes for Students Not Meeting Target

Not Meeting Target: 33%

Insufficient Test Records: 13%



Near Target

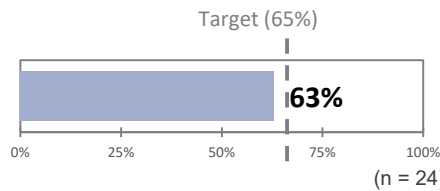
Numeracy*

Percent of Students Meeting Target

Outcomes for Students Not Meeting Target

Not Meeting Target: 17%

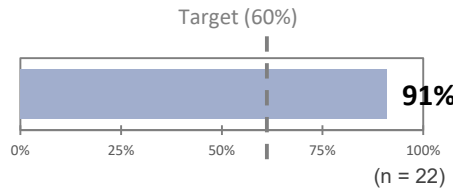
Insufficient Test Records: 21%



Near Target

Restoration

Percent of Students Restored to a Non-Disciplinary School



Exceptional

Grade Promotion

Percent of Middle Grades Students Promoted to the Next Grade

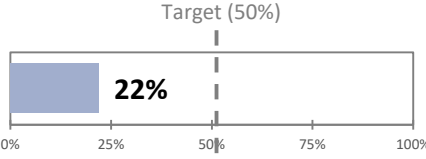
- Insufficient Sample -

(n = 8)

Climate

Metric	Metric Value	Performance Tier
<p>% of Students Attending At Least 80% of Days Distribution by Attendance Band Attending at Least 95% of Days: 29% Attending 90-95% of Days: 12% Attending 85-90% of Days: 15% Attending 80-85% of Days: 9% Attending Less than 80% of Days: 35%</p>	<p>Target (50%) 65% (n = 34)</p>	Target
<p>Percent of Students with No Out-of-School Suspensions</p>	<p>Target (90%) 100% (n = 34)</p>	Exceptional
<p>Percent of Students Reducing OSS</p>	<p>Target (97%) 100% (n = 25)</p>	Exceptional
<p>Student Survey: Climate Percent of Most Positive Responses Student Survey Participation Rate: 91%</p>	<p>Target (60%) 61% (n = 34)</p>	Target
<p>Parent Survey: Climate Percent of Most Positive Responses Parent Survey Participation Rate: 64%</p>	<p>Target (60%) 64% (n = 34)</p>	Target

College & Career

Metric	Metric Value	Performance Tier
Annual Graduation Rate (known on-track students) Total Number of Students Graduating (on-track or off-track students): 2	- Insufficient Sample - (n = 2)	
First-Year College Matriculation Rate First Semester College Matriculation Rate: Insufficient Sample	- Insufficient Sample - (n = 4)	
PSAT, SAT, and ACT Participation % of Students Meeting CCP Benchmark: Insufficient Sample	- Insufficient Sample - (n = 4)	
Student Survey: College & Career Readiness Percent of Most Positive Responses Student Survey Participation Rate: 91%		Did Not Meet
FAFSA and College Application OR Job Application Completion* FAFSA Completion Rate: Data Not Available	- Data Not Available -	

* Self-reported data. See User Guide for performance tier cutpoints.