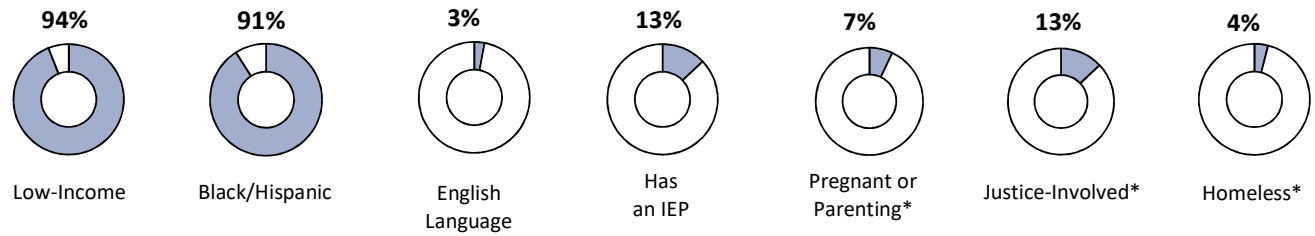


Achieve Academy (Camelot Academy)

Program Information

Governance	Contracted	Program Type	AEDY
Address	1435 N 26th St Philadelphia, PA 19121	Grade Range	6-12
Phone	215-684-5080	Total Enrollment	100
Website	https://sischools.com/locations/achieve-academy-of-philadelphia/	Average Daily Membership	41

Student Demographics



% of Metrics by Performance Tier	2019-2020**			2020-2021**			2021-2022		
	Overall	Exceptional	Target	Near Target	Did Not Meet	Total Eligible Metrics			
Overall	40%	-	Insufficient Data						
Exceptional	0%	33%	9%						
Target	40%	33%	18%						
Near Target	20%	22%	27%						
Did Not Meet	40%	11%	45%						
Total Eligible Metrics	(19)	(5)	(11)						

**Schools shifted to virtual learning for the last few months of the 2019-2020 academic year and were entirely virtual in 2020-2021. As a result, summary metrics may not be comparable across years. Schools eligible for less than half of metrics do not receive an overall score.

Program was eligible for 11 of 23 metrics

Achievement

Metric	Metric Value	Performance Tier
--------	--------------	------------------

Keystone Literature
Participation Rate

- Insufficient Sample -

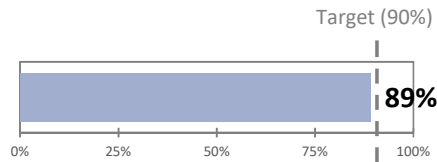
Keystone Algebra
Participation Rate

- Insufficient Sample -

Keystone Biology
Participation Rate

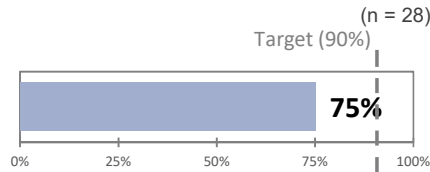
- Insufficient Sample -

PSSA English Language Arts
Participation Rate



Near Target

PSSA Mathematics
Participation Rate

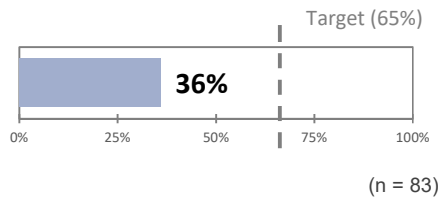


Near Target

PSSA Science
Participation Rate

- Insufficient Sample -

Course Performance
Percent Earning at Least a C
in All Major Subjects
% Earning at Least Bs: 16%



Did Not Meet

IEP Performance*
Percent Meeting IEP Goals

- Insufficient Sample -

Progress

Metric	Metric Value	Performance Tier
--------	--------------	------------------

Credit Accumulation*

- Insufficient Sample -

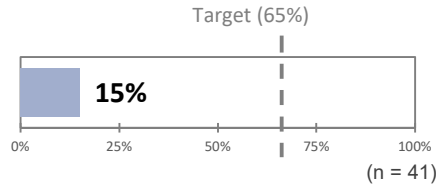
Literacy*

Percent of Students Meeting Target

[Outcomes for Students Not Meeting Target](#)

Not Meeting Target: 7%

Insufficient Test Records: 78%



Did Not Meet

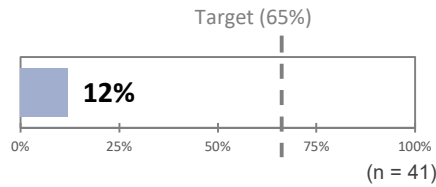
Numeracy*

Percent of Students Meeting Target

[Outcomes for Students Not Meeting Target](#)

Not Meeting Target: 2%

Insufficient Test Records: 85%



Did Not Meet

Restoration

Percent of Students Restored to a Non-Disciplinary School

- Insufficient Sample -

Grade Promotion

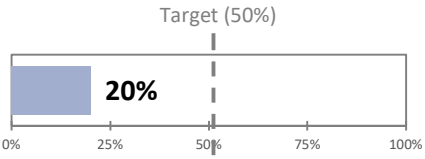
Percent of Middle Grades Students Promoted to the Next Grade

- Insufficient Sample -

Climate

Metric	Metric Value	Performance Tier
<p>% of Students Attending At Least 80% of Days Distribution by Attendance Band Attending at Least 95% of Days: 3% Attending 90-95% of Days: 8% Attending 85-90% of Days: 6% Attending 80-85% of Days: 5% Attending Less than 80% of Days: 78%</p>	<p>Target (50%) 22% (n = 100)</p>	Did Not Meet
<p>Percent of Students with No Out-of-School Suspensions</p>	<p>Target (90%) 98% (n = 100)</p>	Target
<p>Percent of Students Reducing OSS</p>	<p>Target (97%) 98% (n = 84)</p>	Target
<p>Student Survey: Climate Percent of Most Positive Responses Student Survey Participation Rate: 63%</p>	<p>Target (60%) 58%</p>	Near Target
<p>Parent Survey: Climate Percent of Most Positive Responses Parent Survey Participation Rate: 36%</p>	<p>Target (60%) 86%</p>	Exceptional

College & Career

Metric	Metric Value	Performance Tier
<p>Annual Graduation Rate (known on-track students)</p> <p>Total Number of Students Graduating (on-track or off-track students): 5</p>	- Insufficient Sample -	
<p>First-Year College Matriculation Rate</p> <p>Insufficient Sample</p>	- Insufficient Sample -	
<p>PSAT, SAT, and ACT Participation</p> <p>Insufficient Sample</p>	- Insufficient Sample -	
<p>Student Survey: College & Career Readiness Percent of Most Positive Responses</p> <p>Student Survey Participation Rate: 63%</p>	 <p>A horizontal bar chart with a scale from 0% to 100% in 25% increments. A blue bar represents the current value at 20%. A vertical dashed line indicates the target at 50%. The text 'Target (50%)' is positioned above the 50% mark.</p>	Did Not Meet
<p>FAFSA and College Application OR Job Application Completion*</p> <p>Insufficient Sample</p>	- Insufficient Sample -	

* Self-reported data. See User Guide for performance tier cutpoints.