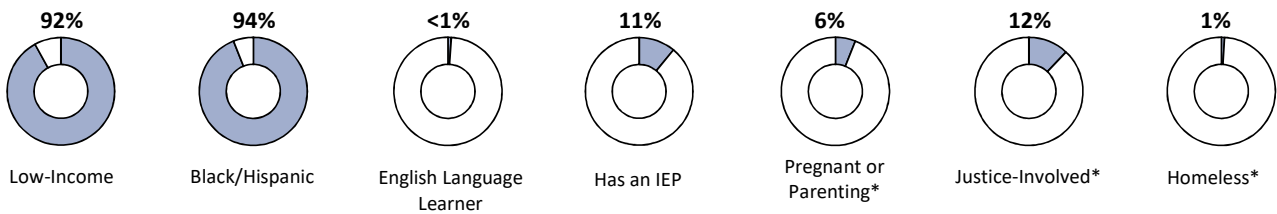


OIC CADI

Program Information

Governance	Contracted	Program Type	Accelerated
Address	444 N 3rd St Philadelphia, PA 19123	Grade Range	9-12
Phone	215-567-2410	Total Enrollment	244
Website	https://www.philaoic.org/	Average Daily Membership	165

Student Demographics



% of Metrics by Performance Tier	2019-2020**	2020-2021**	2021-2022
Overall	38%	-	17% Underperforming
Exceptional	13%	31%	17%
Target	25%	0%	0%
Near Target	0%	0%	8%
Did Not Meet	63%	69%	75%
Total Eligible Metrics	(16)	(8)	(12)

**Schools shifted to virtual learning for the last few months of the 2019-2020 academic year and were entirely virtual in 2020-2021. As a result, summary metrics may not be comparable across years. Schools eligible for less than half of metrics do not receive an overall score.

Program was eligible for 12 of 20 metrics in 2021-2022

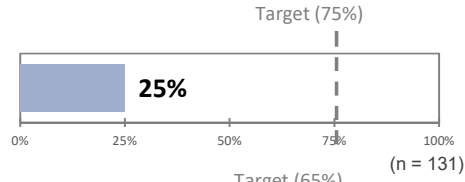
Achievement

Metric	Metric Value	Performance Tier
Keystone Literature Percent Proficient or Advanced Distribution by Performance Level Advanced: Insufficient Sample Proficient: Insufficient Sample Basic: Insufficient Sample Below Basic: Insufficient Sample	- Insufficient Sample -	
Keystone Algebra Percent Proficient or Advanced Distribution by Performance Level Advanced: Insufficient Sample Proficient: Insufficient Sample Basic: Insufficient Sample Below Basic: Insufficient Sample	- Insufficient Sample -	
Keystone Biology Percent Proficient or Advanced Distribution by Performance Level Advanced: Insufficient Sample Proficient: Insufficient Sample Basic: Insufficient Sample Below Basic: Insufficient Sample	- Insufficient Sample -	
Course Performance Percent Earning at Least a C in All Major Subjects % Earning at Least Bs: 3%	<p>Target (65%)</p> <p>5%</p> <p>0% 25% 50% 75% 100%</p> <p>(n = 159)</p>	Did Not Meet
IEP Performance* Percent Meeting IEP Goals	- Insufficient Sample -	

Progress

Metric	Metric Value	Performance Tier
--------	--------------	------------------

Credit Accumulation



Did Not Meet

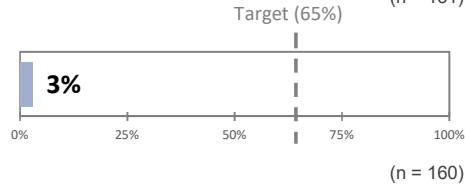
Literacy

Percent of Students Meeting Target

Outcomes for Students Not Meeting Target

Not Meeting Target: 4%

Insufficient Test Records: 93%



Did Not Meet

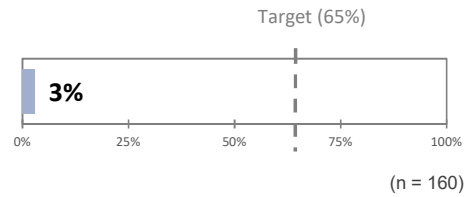
Numeracy

Percent of Students Meeting Target

Outcomes for Students Not Meeting Target

Not Meeting Target: 2%

Insufficient Test Records: 96%



Did Not Meet

Climate

Metric	Metric Value	Performance Tier
Annual Retention Rate <u>Outcomes for Students Not Retained</u> Transferring Within Network: 6% Transferring Outside Network: 2% No Longer in a Philadelphia Public School: 32%	<p>Target (70%) 60% (n = 156)</p>	Near Target
% of Students Attending at Least 85% of Days² <u>Distribution by Attendance Band</u> Attending at Least 95% of Days: 24% Attending 90-95% of Days: 2% Attending 85-90% of Days: 2% Attending 80-85% of Days: 1% Attending Less than 80% of Days: 72%	<p>Target (50%) 27% (n = 244)</p>	Did Not Meet
Average Change in Student Attendance Rate	<p>Target (0) -11 (n = 65)</p>	Did Not Meet
Percent of Students with No Out-of-School Suspensions	<p>Target (97%) 100% (n = 244)</p>	Exceptional
Percent of Students Reducing OSS	<p>Target (97%) 100% (n = 65)</p>	Exceptional
Student Survey: Climate Percent of Most Positive Responses Student Survey Participation Rate: 23%	<p>- Insufficient Sample -</p>	
Parent Survey: Climate Percent of Most Positive Responses Parent Survey Participation Rate: 0%	<p>- Insufficient Sample -</p>	

College & Career

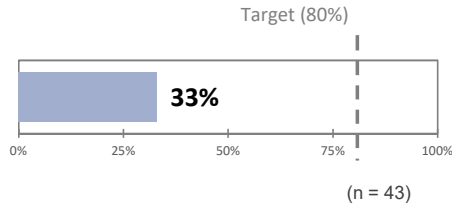
Metric

Metric Value

Performance Tier

Annual Graduation Rate (known on-track students)

Total Number of Students Graduating (on-track or off-track students): 37



Did Not Meet

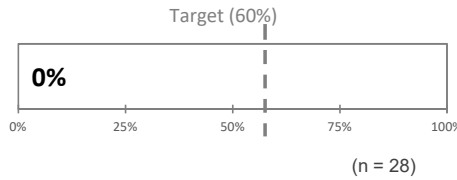
First-Year College Matriculation Rate

First Semester College Matriculation Rate:
Insufficient Sample

- Insufficient Sample -

SAT/ACT Participation Rate

% of Students Meeting CCP Benchmark: 0%



Did Not Meet

Student Survey: College & Career Readiness


Percent of Most Positive Responses

Student Survey Participation Rate: 23%

- Insufficient Sample -

FAFSA and College Application OR Job Application Completion*

FAFSA Completion Rate: 8%



Did Not Meet

* Self-reported data. See User Guide for performance tier cutpoints.