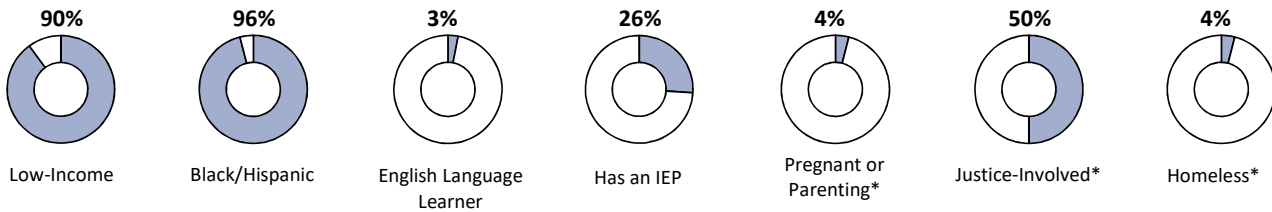


Philadelphia Learning Academy North

Program Information

Governance	District	Program Type	Accelerated
Address	4224 N Front St Philadelphia, PA 19140	Grade Range	8-12
Phone	215-400-9050	Total Enrollment	78
Website	https://planorth.philasd.org/	Average Daily Membership	37

Student Demographics



% of Metrics by Performance Tier	2019-2020**	2020-2021**	2021-2022
Overall	0%	-	Insufficient Data
Exceptional	0%	22%	0%
Target	0%	0%	0%
Near Target	25%	11%	22%
Did Not Meet	75%	67%	78%
Total Eligible Metrics	(12)	(4)	(9)

**Schools shifted to virtual learning for the last few months of the 2019-2020 academic year and were entirely virtual in 2020-2021. As a result, summary metrics may not be comparable across years. Schools eligible for less than half of metrics do not receive an overall score.

Program was eligible for 9 of 20 metrics in 2021-2022

Achievement

Metric	Metric Value	Performance Tier
--------	--------------	------------------

Keystone Literature
Percent Proficient or Advanced
[Distribution by Performance Level](#)
 Advanced: Insufficient Sample
 Proficient: Insufficient Sample
 Basic: Insufficient Sample
 Below Basic: Insufficient Sample

- Insufficient Sample -

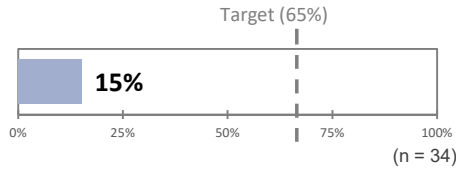
Keystone Algebra
Percent Proficient or Advanced
[Distribution by Performance Level](#)
 Advanced: Insufficient Sample
 Proficient: Insufficient Sample
 Basic: Insufficient Sample
 Below Basic: Insufficient Sample

- Insufficient Sample -

Keystone Biology
Percent Proficient or Advanced
[Distribution by Performance Level](#)
 Advanced: Insufficient Sample
 Proficient: Insufficient Sample
 Basic: Insufficient Sample
 Below Basic: Insufficient Sample

- Insufficient Sample -

Course Performance
Percent Earning at Least a C in All Major Subjects
 % Earning at Least Bs: 9%



Did Not Meet

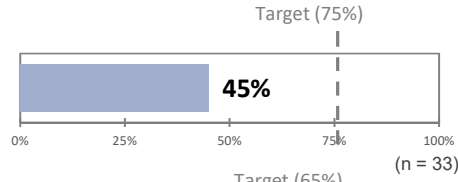
IEP Performance*
Percent Meeting IEP Goals

- Insufficient Sample -

Progress

Metric	Metric Value	Performance Tier
--------	--------------	------------------

Credit Accumulation



Did Not Meet

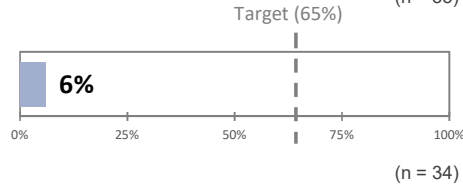
Literacy

Percent of Students Meeting Target

Outcomes for Students Not Meeting Target

Not Meeting Target: 12%

Insufficient Test Records: 82%



Did Not Meet

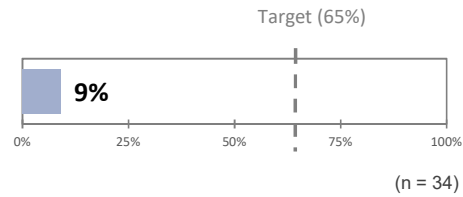
Numeracy

Percent of Students Meeting Target

Outcomes for Students Not Meeting Target

Not Meeting Target: 12%

Insufficient Test Records: 79%



Did Not Meet

Climate

Metric	Metric Value	Performance Tier
Annual Retention Rate <u>Outcomes for Students Not Retained</u> Transferring Within Network: 3% Transferring Outside Network: 3% No Longer in a Philadelphia Public School: 54%	<p>Target (70%)</p> <p>41%</p> <p>(n = 37)</p>	Did Not Meet
% of Students Attending at Least 85% of Days² <u>Distribution by Attendance Band</u> Attending at Least 95% of Days: 3% Attending 90-95% of Days: 8% Attending 85-90% of Days: 4% Attending 80-85% of Days: 4% Attending Less than 80% of Days: 82%	<p>Target (50%)</p> <p>14%</p> <p>(n = 78)</p>	Did Not Meet
Average Change in Student Attendance Rate	<p>Target (0)</p> <p>-6</p> <p>(n = 24)</p>	Did Not Meet
Percent of Students with No Out-of-School Suspensions	<p>Target (97%)</p> <p>85%</p> <p>(n = 78)</p>	Near Target
Percent of Students Reducing OSS	<p>Target (97%)</p> <p>83%</p> <p>(n = 24)</p>	Near Target
Student Survey: Climate Percent of Most Positive Responses Student Survey Participation Rate: Not Applicable	- Not Applicable -	
Parent Survey: Climate Percent of Most Positive Responses Parent Survey Participation Rate: 0%	- Insufficient Sample -	

College & Career

Metric	Metric Value	Performance Tier
Annual Graduation Rate (known on-track students) Total Number of Students Graduating (on-track or off-track students): 9		- Insufficient Sample -
First-Year College Matriculation Rate First Semester College Matriculation Rate: Insufficient Sample		- Insufficient Sample -
SAT/ACT Participation Rate % of Students Meeting CCP Benchmark: Insufficient Sample		- Insufficient Sample -
Student Survey: College & Career Readiness Percent of Most Positive Responses Student Survey Participation Rate: Not Applicable		- Not Applicable -
FAFSA and College Application OR Job Application Completion* FAFSA Completion Rate: Insufficient Sample		- Insufficient Sample -