

Network 7

2022-2023 PSES Summary Report

The Office of Research and Evaluation administers the annual **Philly School Experience Survey (PSES)** to District, Charter, and Alternative schools. The survey collects feedback from students, teachers, parents and guardians, school support staff, and school leaders to measure six key topics related to school improvement. For more information about the Philly School Experience Survey, please visit <https://www.philasd.org/pses>.

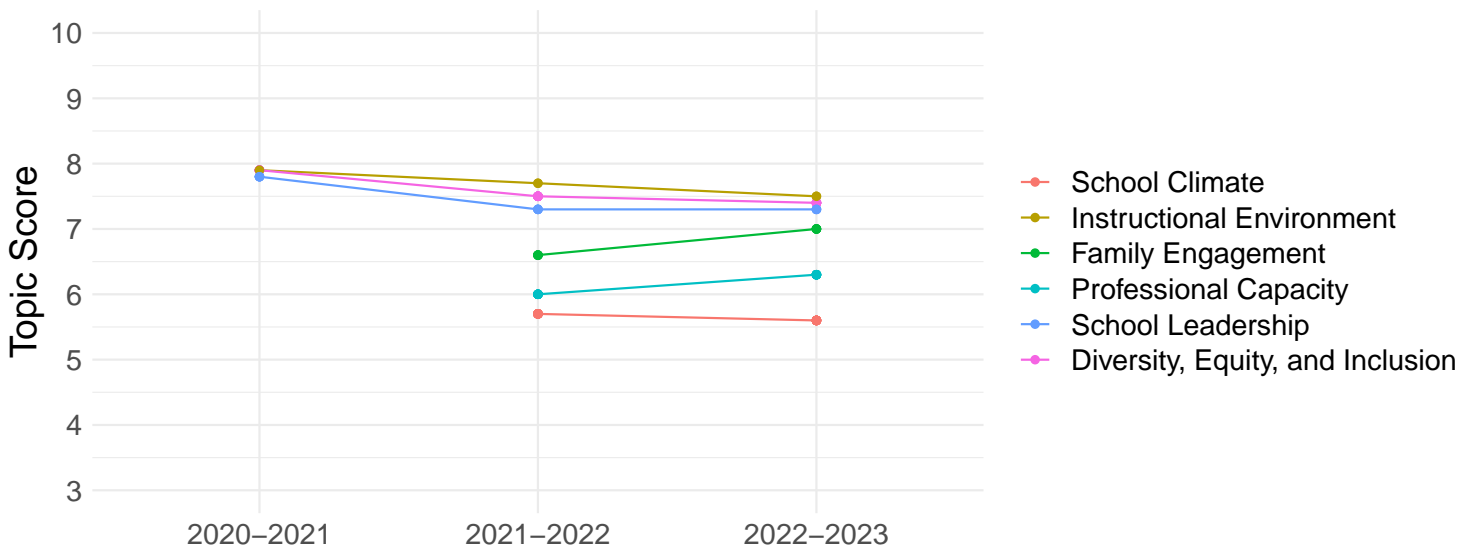
Survey Participation

Student	Teacher	Parent	Support Staff	Principal/AP
90%	88%	35%	51%	93%
+11 points (YOY)	+23 points (YOY)	+17 points (YOY)	+19 points (YOY)	+18 points (YOY)
Number of Responses: 3,755 out of 4,186	Number of Responses: 406 out of 459	Number of Responses: 1,944 out of 5,550	Number of Responses: 214 out of 416	Number of Responses: 28 out of 30

Only students in grades 3-12 participate in the survey. Data is displayed for each survey group only when there are at least five respondents and the response rate meets a minimum threshold. The minimum response rate is 25% for students and staff and 10% for parents/guardians.

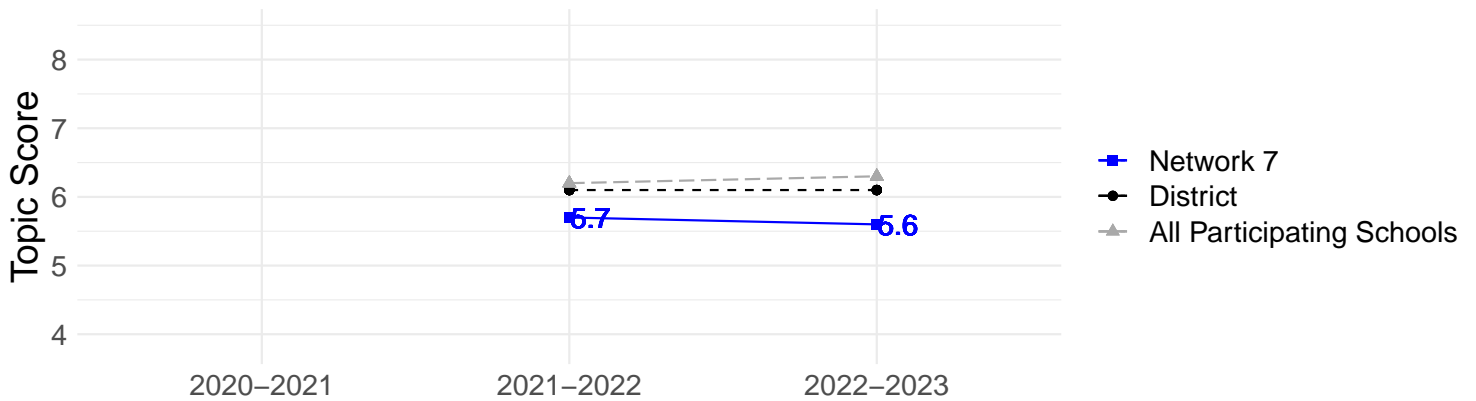
Topic Trends Over Time

The graph below shows overall topic scores for this network over time. Some topic scores may be missing if response rate thresholds were not met. In 2020-21, some topic scores are unavailable due to survey changes in that year.



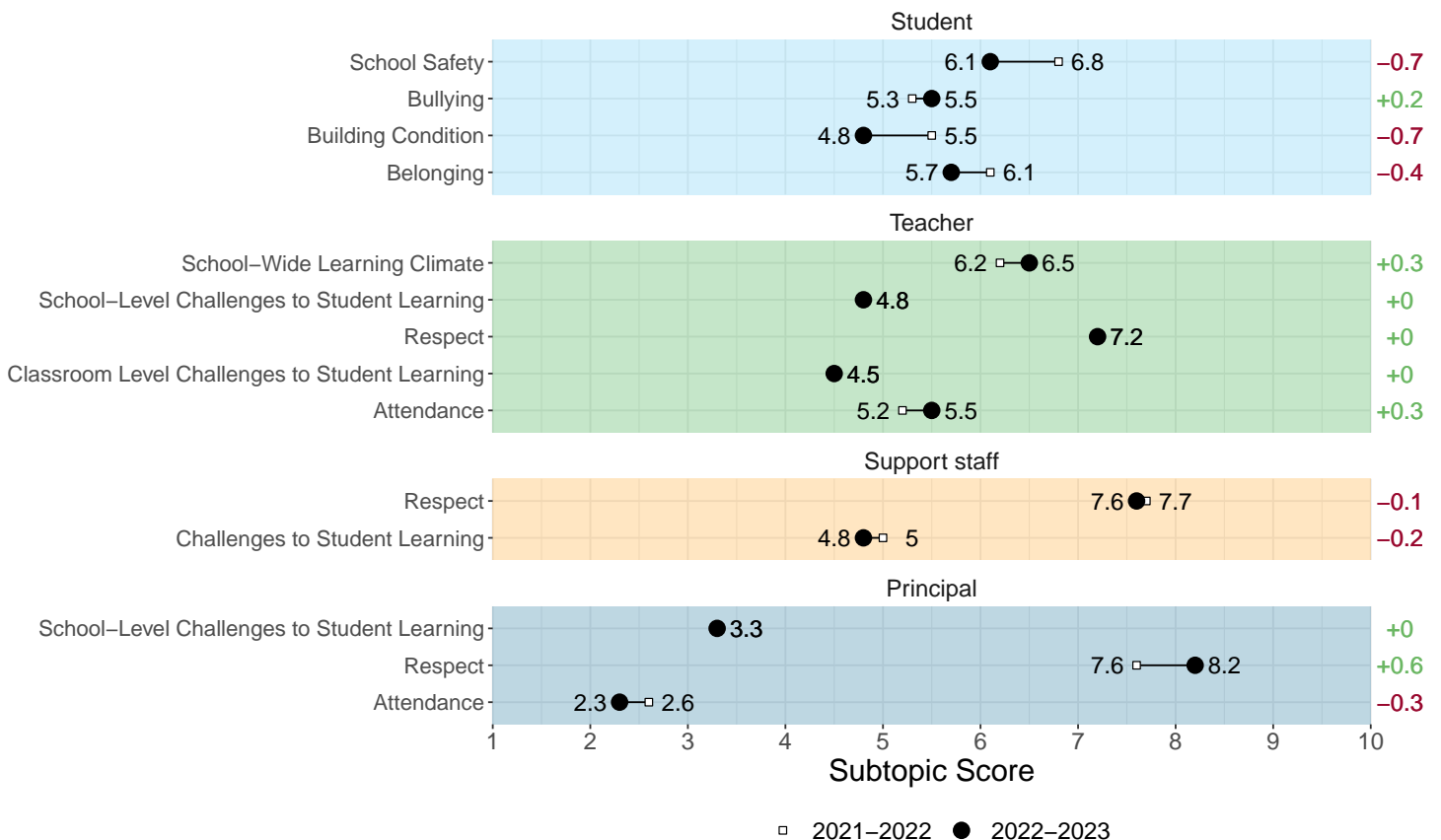
School Climate: Scores

Topic Score Trends Compared to District and All Participating Schools



The School Climate topic score is the average of subtopic scores from the Student and Teacher surveys. All subtopic scores for these groups must be available to display the overall topic score. Note that School Climate topic scores are not available in 2020-21 due to the absence of the Building Condition subtopic in that year (because of virtual learning).

Subtopic Scores by Survey Group



School Climate: Key Questions

Student survey: How often are these things true?

When I am in school, I feel like I belong.

The school building is in good condition.

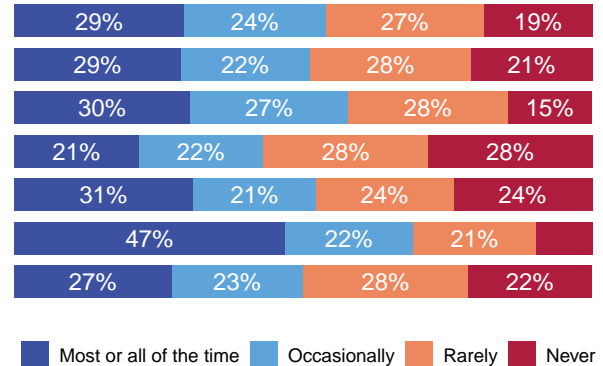
Other students treat me with respect.

My school is clean.

I feel safe in the bathrooms in my school.

I feel safe in my classes.

I enjoy being in school.

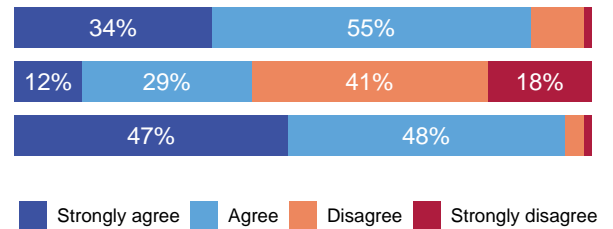


Teacher survey: How much do you agree with the following statements?

Teachers at my school have high expectations for students.

Teacher morale is high at my school.

My school has a culture of using data to inform student-level interventions.



Teacher survey: To what extent do you consider each of the following factors a challenge to student learning in your school?

Shortage of instructional support staff (e.g., teaching aides and reading specialists)

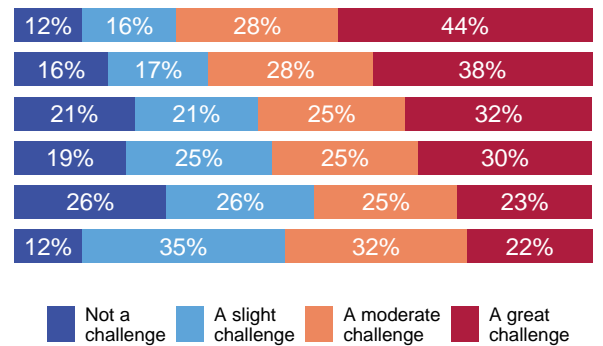
Shortage of other support staff (e.g., nurses, counselors, and security)

Lack of teacher planning time built into the school day

Lack of support for teaching special education students (i.e., students with IEPs)

Lack of support for teaching English Learners

Bullying



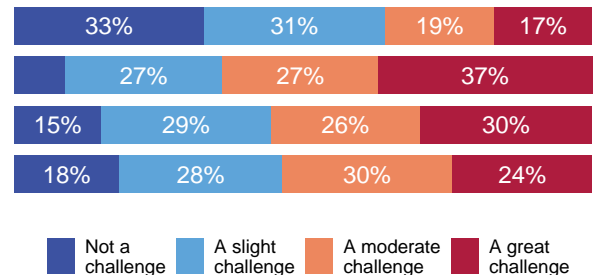
Support staff survey: To what extent do you consider each of the following factors a challenge to student learning at your school?

Teacher/staff turnover

Student mental health issues

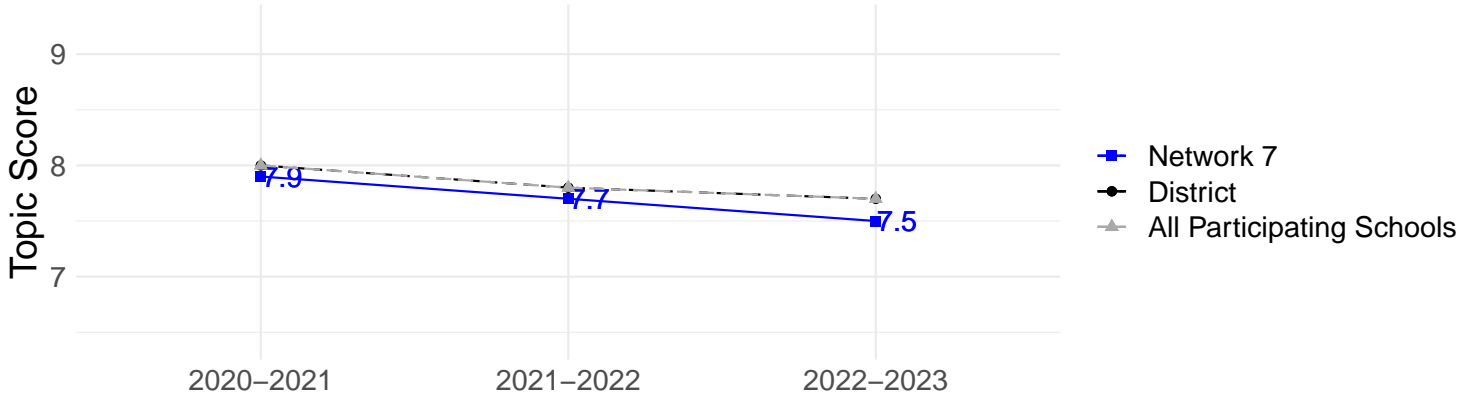
Student absenteeism

School crime/safety



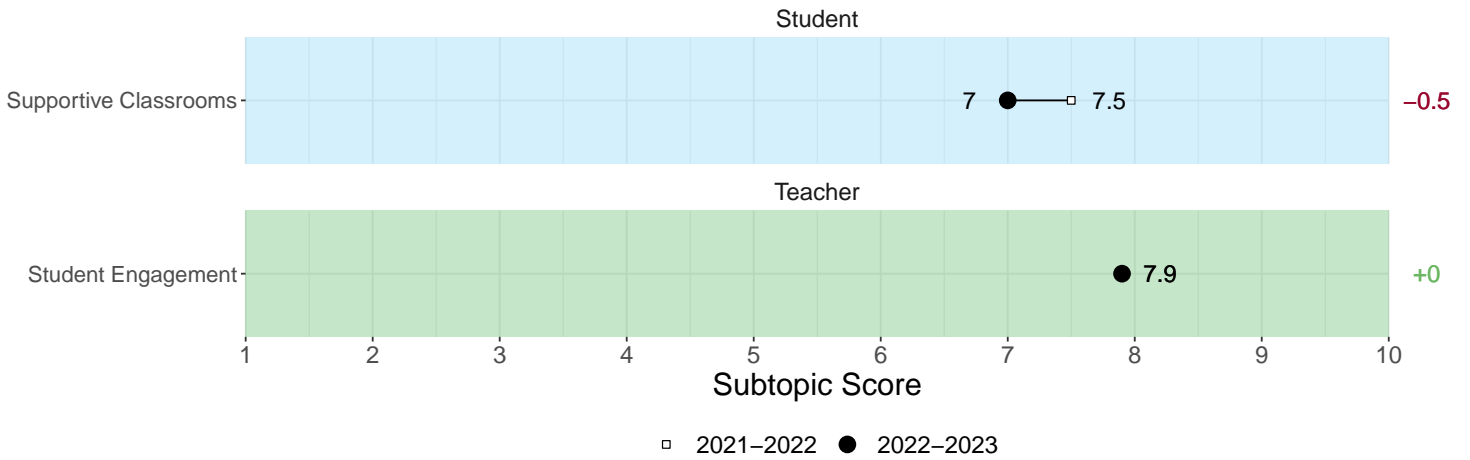
Instructional Environment: Scores

Topic Score Trends Compared to District and All Participating Schools



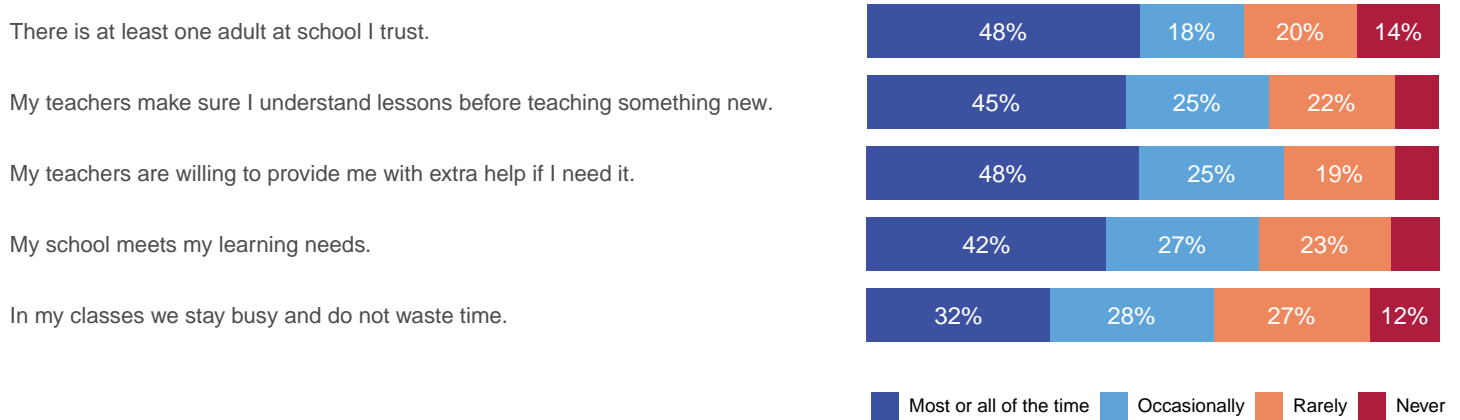
The Instructional Environment topic score is the average of subtopic scores from the Student and Teacher surveys. All subtopic scores for these groups must be available to display the overall topic score.

Subtopic Scores by Survey Group

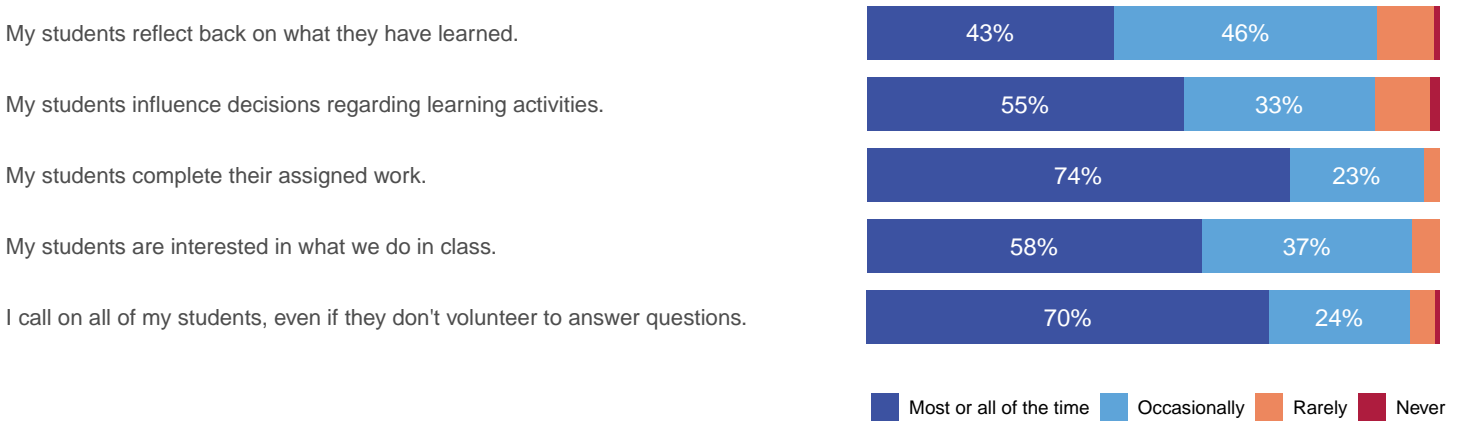


Instructional Environment: Key Questions

Student survey: How often are these things true?

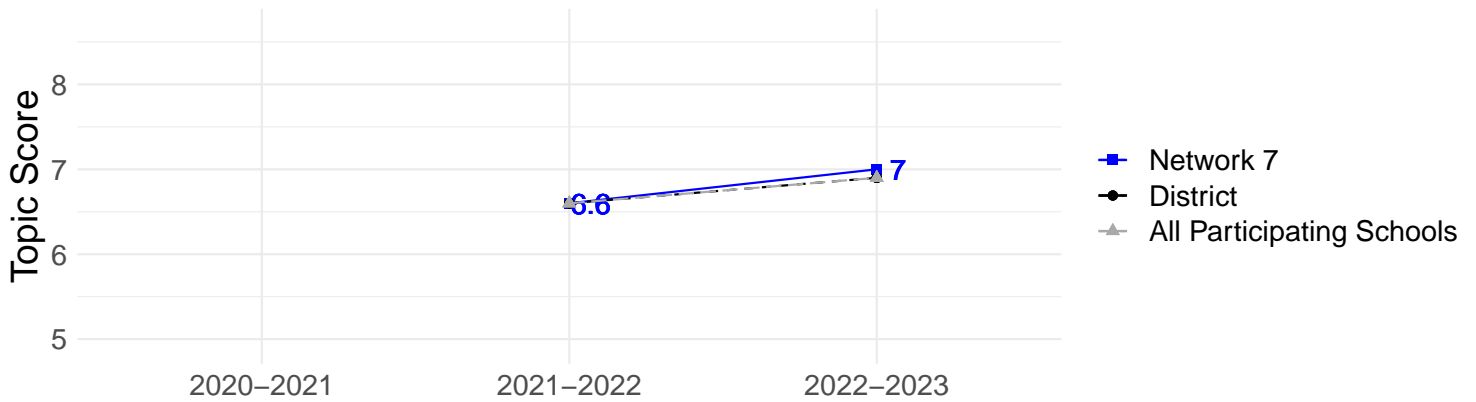


Teacher survey: How often are the following statements true about your classroom?



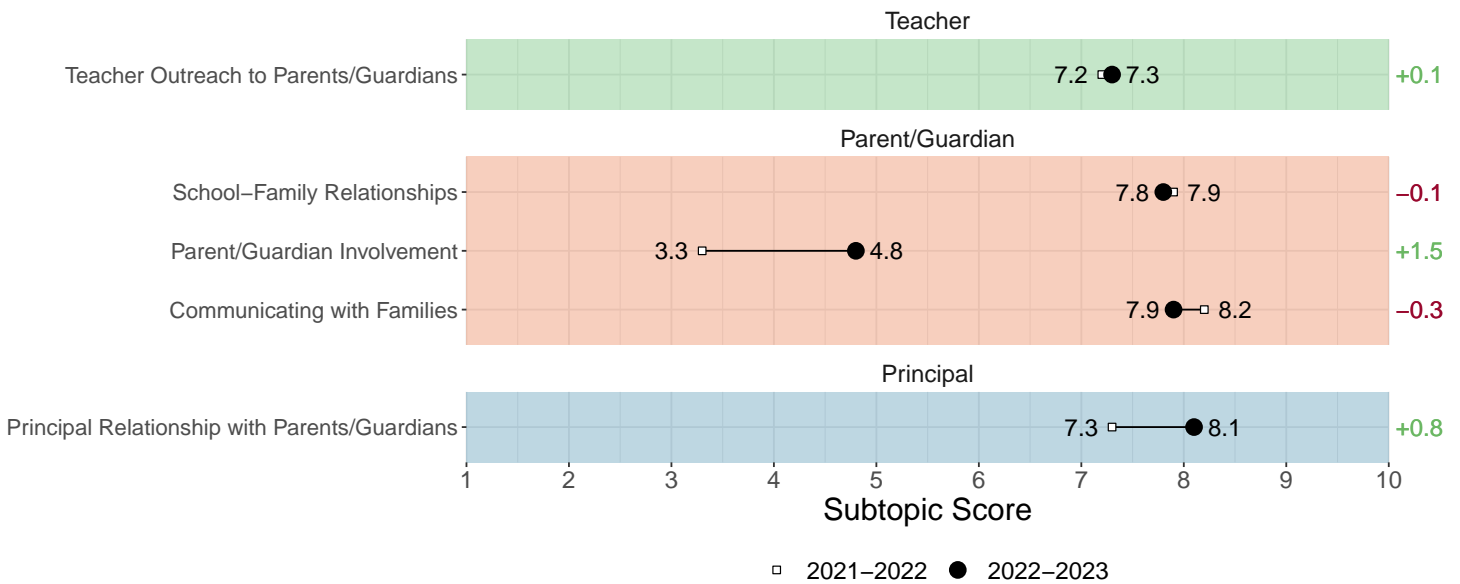
Family Engagement: Scores

Topic Score Trends Compared to District and All Participating Schools



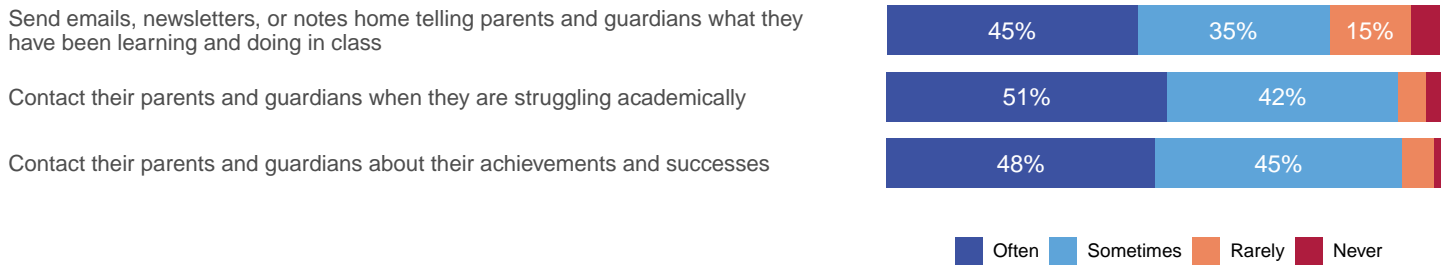
The Family Engagement topic score is the average of subtopic scores from the Teacher and Parent/Guardian surveys. All subtopic scores for these groups must be available to display the overall topic score. Note that Family Engagement scores are not available in 2020-21 because the Teacher Outreach to Parents/Guardians subtopic was revised in 2021-22.

Subtopic Scores by Survey Group

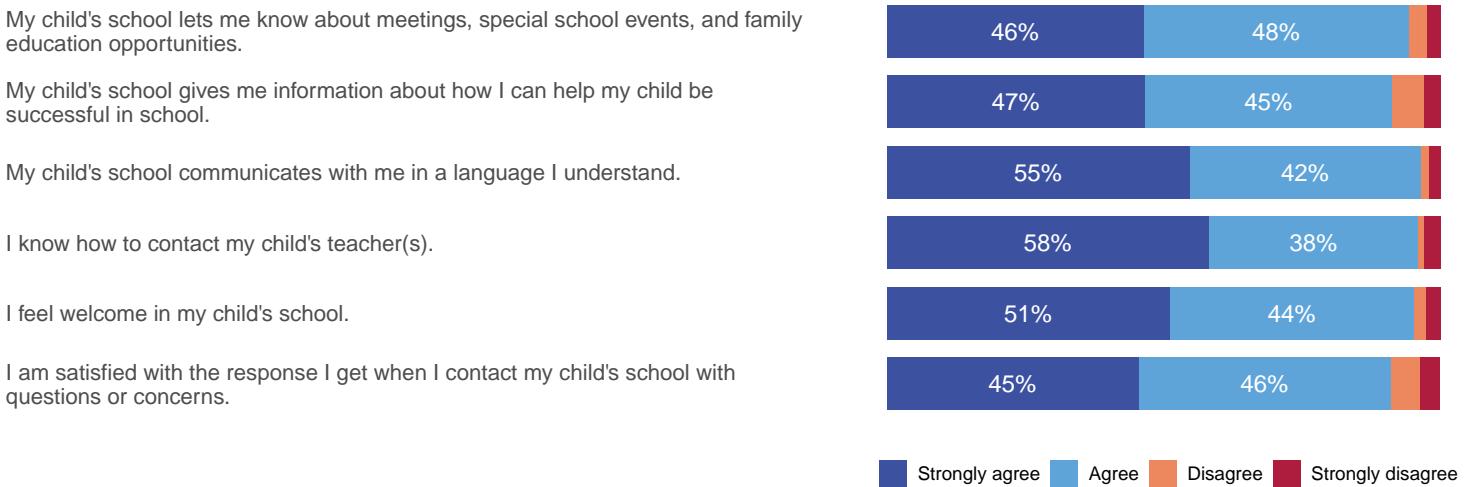


Family Engagement: Key Questions

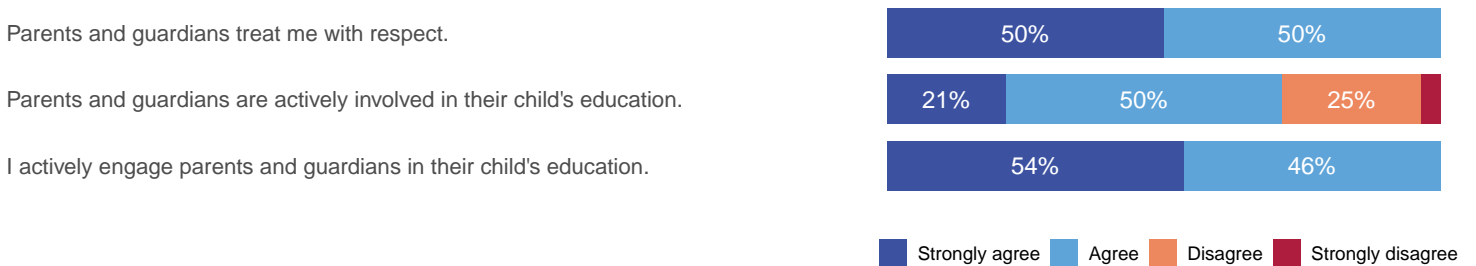
Teacher survey: During this academic year, how often did you do the following for a typical student?



Parent and Guardian survey: How much do you agree with the following?

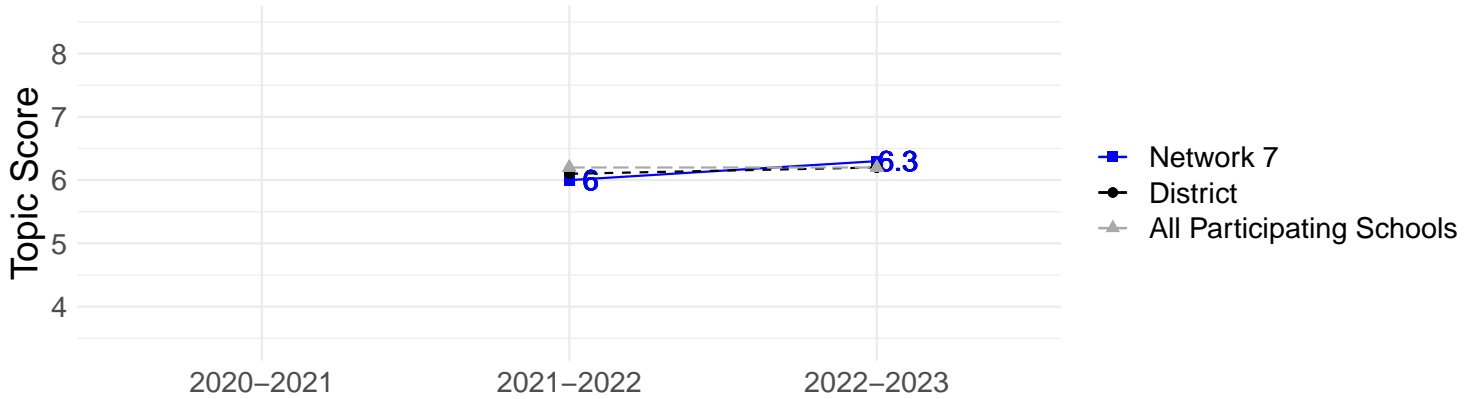


Principal survey: To what extent do you agree with the following statements?



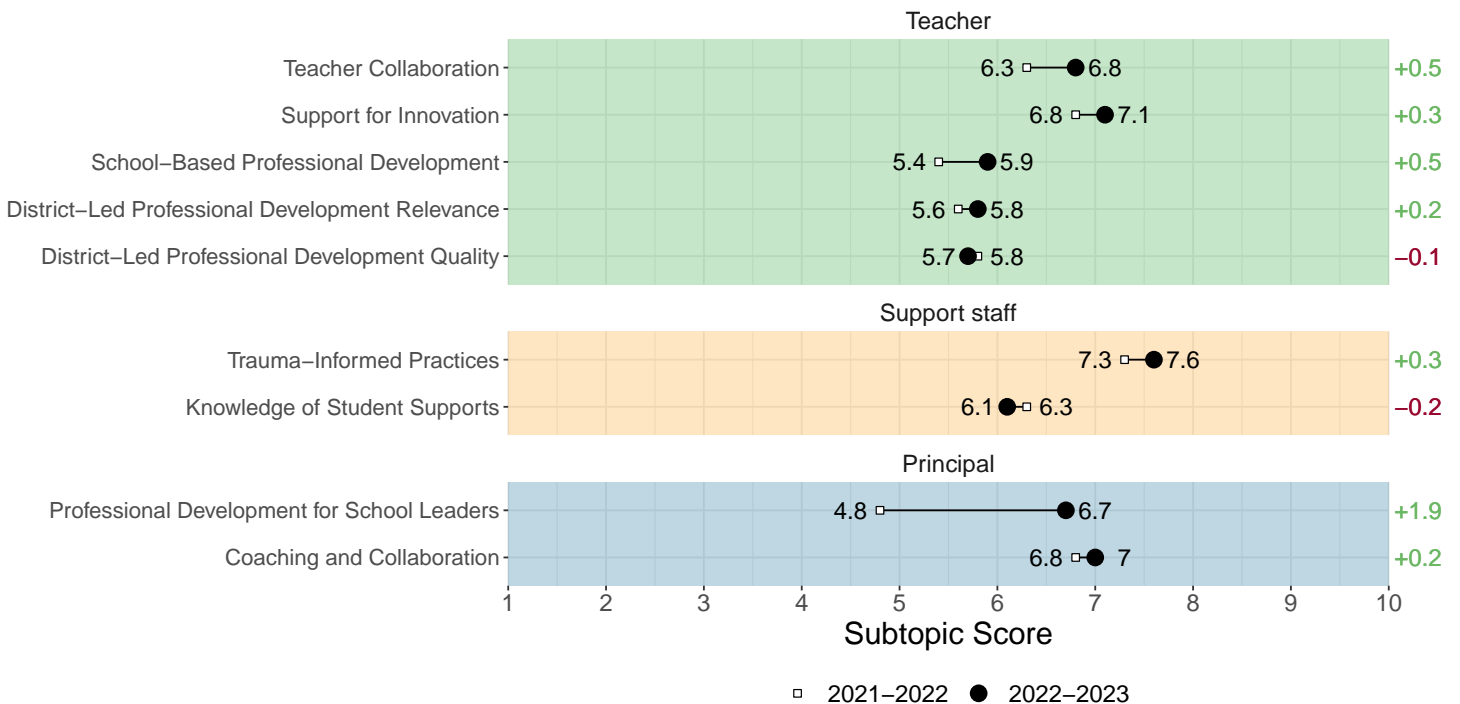
Professional Capacity: Scores

Topic Score Trends Compared to District and All Participating Schools



The Professional Capacity topic score is the average of subtopic scores from the Teacher survey. All subtopic scores for this group must be available to display the overall topic score. Note that Professional Capacity scores are not available in 2020-21 because the Teacher Collaboration subtopic was revised in 2021-22.

Subtopic Scores by Survey Group



Professional Capacity: Key Questions

Teacher survey: How much do you agree with the following statements?

I am free to be creative in the teaching methods and strategies I use in my practice.



I am expected to continually learn and seek out new ideas.



Strongly agree Agree Disagree Strongly disagree

Teacher survey: How much do you agree with the following about professional development?

Professional development is available to me at various times, such as job-embedded experiences, before or after-school hours, and summer experiences.



In my school, teachers use what they learn from District professional development to adjust and inform teaching practices.



Strongly agree Agree Disagree Strongly disagree

Teacher survey: How much do you agree with the following about school-based professional development?

Teachers' backgrounds, experience levels, and learning needs are considered when planning school professional development.



Teacher input is taken into consideration when planning school professional development.



Strongly agree Agree Disagree Strongly disagree

Teacher survey: How often, if at all, do groups of teacher(s) at your school meet to address the following topics?

The individual learning needs of students



Effective instructional strategies



Often Sometimes Rarely Never

Support staff survey: How confident are you in your ability to do the following?

Work with teachers and school leaders to support students who have experienced trauma



Match students to the appropriate internal (school-based) resources/supports



Match students to the appropriate external resources/supports



Completely confident Mostly confident Somewhat confident Not at all confident

Principal survey: To what extent did the Leader Professional Development you received this year do the following?

Offer information about what to do once challenges were identified (how to identify and choose interventions)



Help you develop your leadership skills



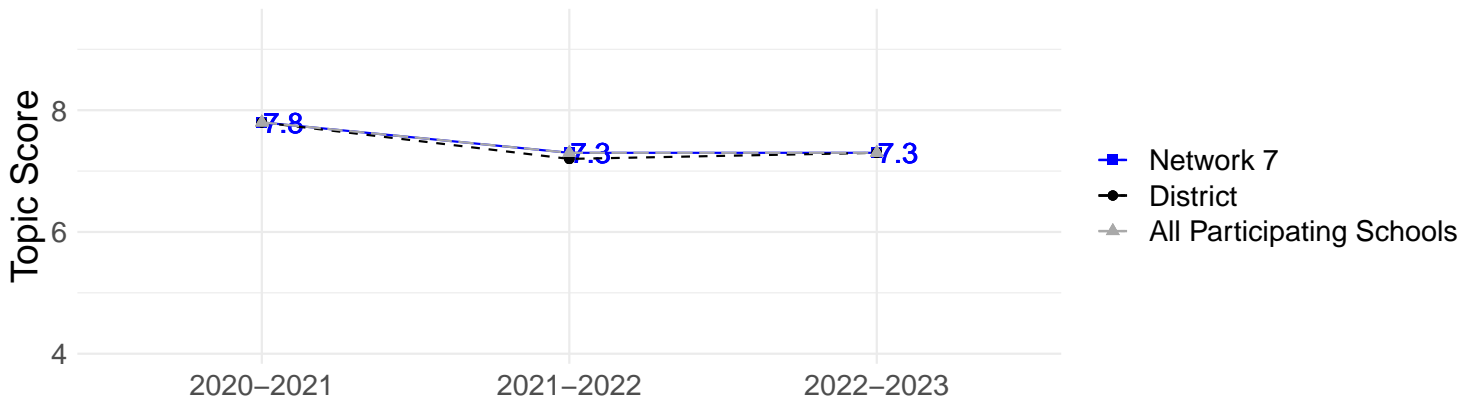
Focus on real problems of practice



Completely Moderately Somewhat Not at all

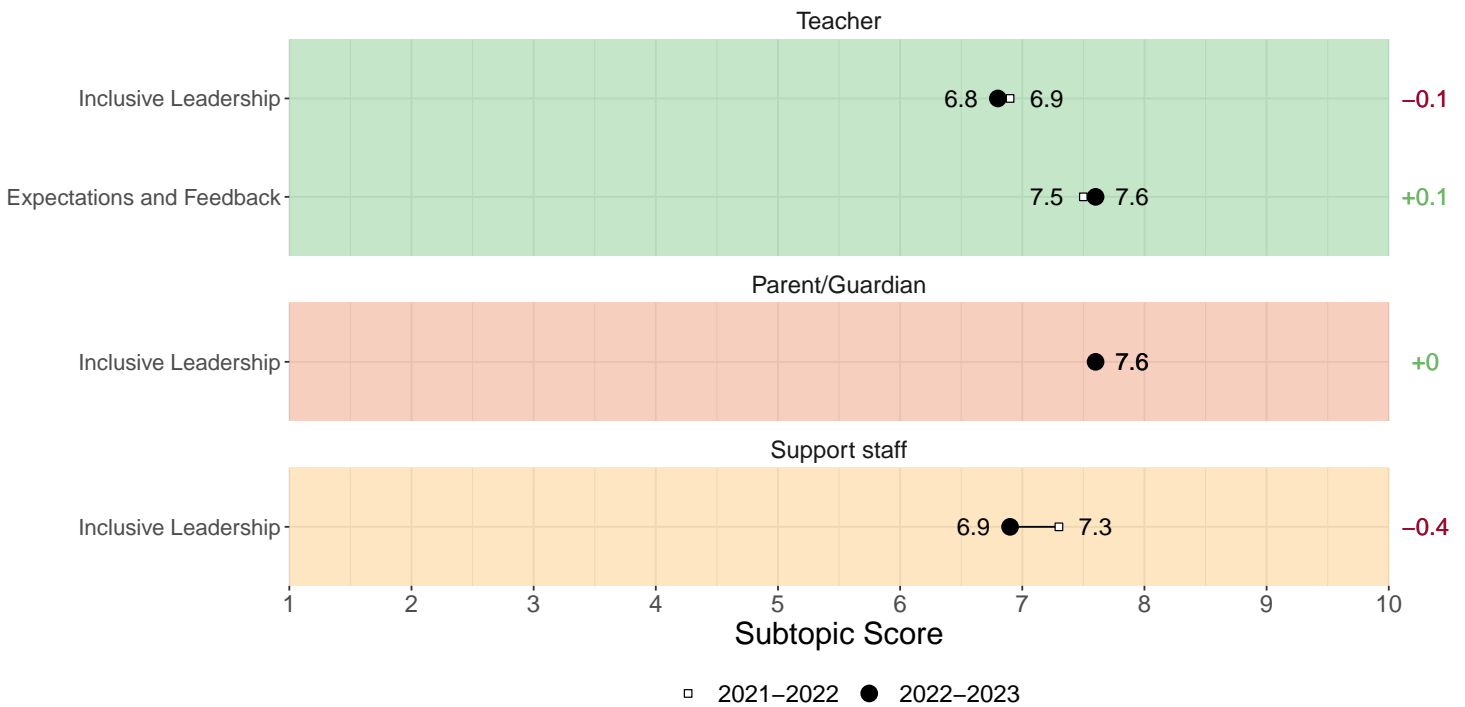
School Leadership: Scores

Topic Score Trends Compared to District and All Participating Schools



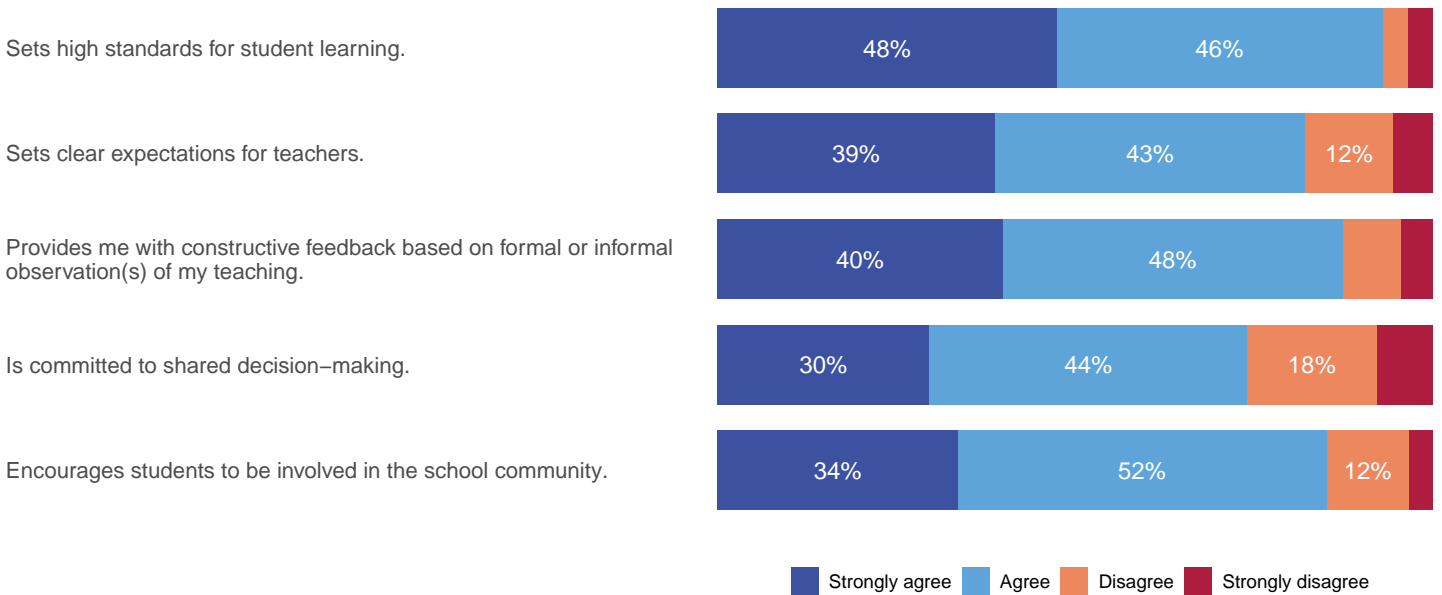
The School Leadership topic score is the average of subtopic scores from the Teacher and Parent/Guardian surveys. All subtopic scores for these groups must be available to display the overall topic score.

Subtopic Scores by Survey Group

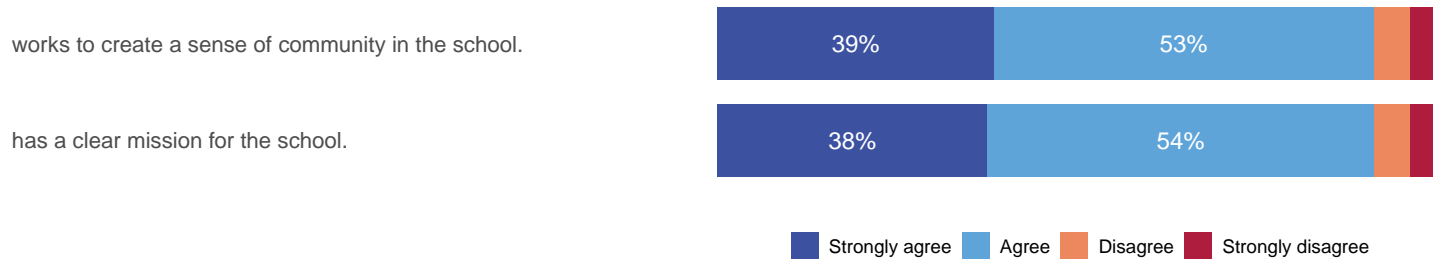


School Leadership: Key Questions

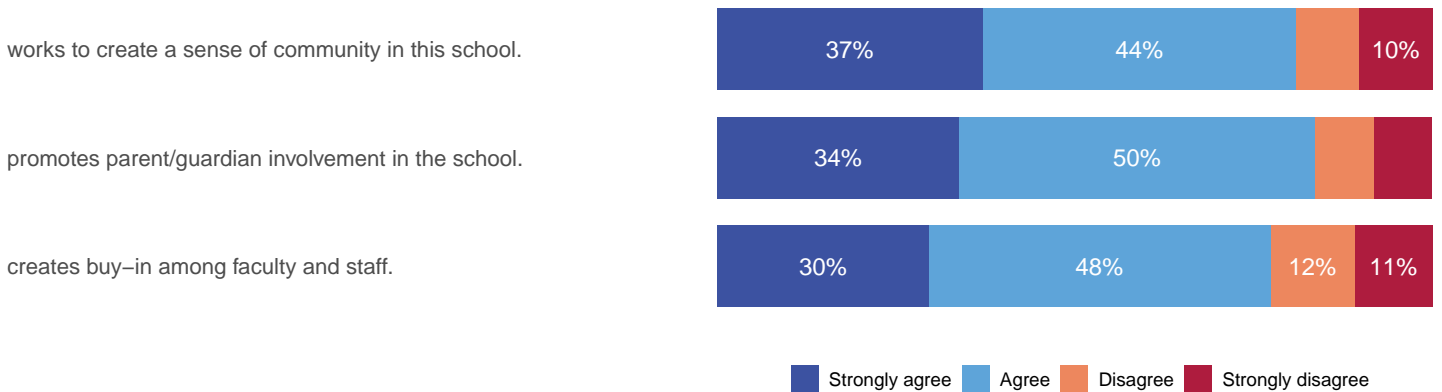
Teacher survey: My principal/school leader:



Parent and Guardian survey: How much do you agree with the following? The principal or school leader...

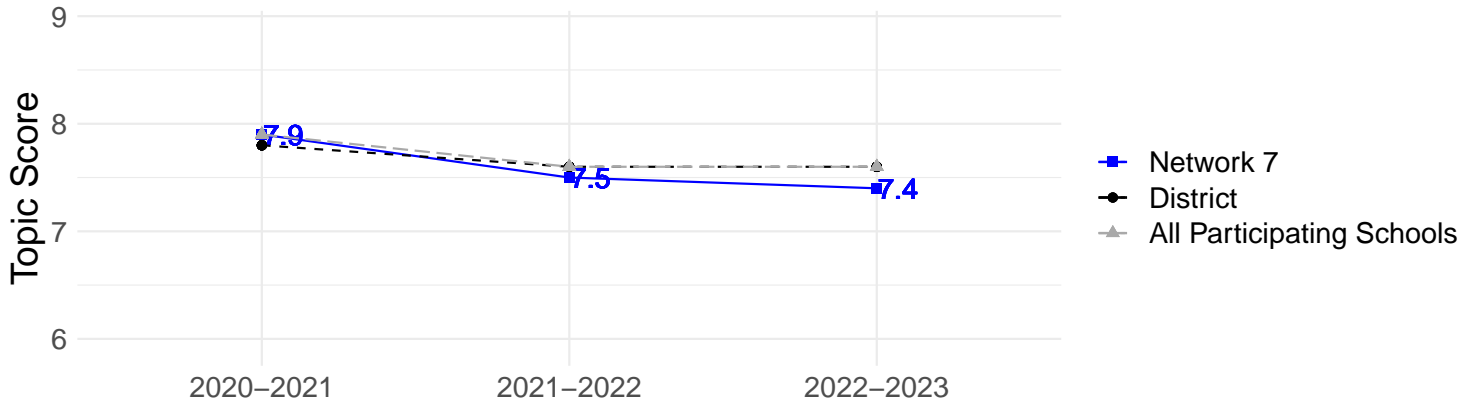


Support staff survey: The principal/school leader at my school:



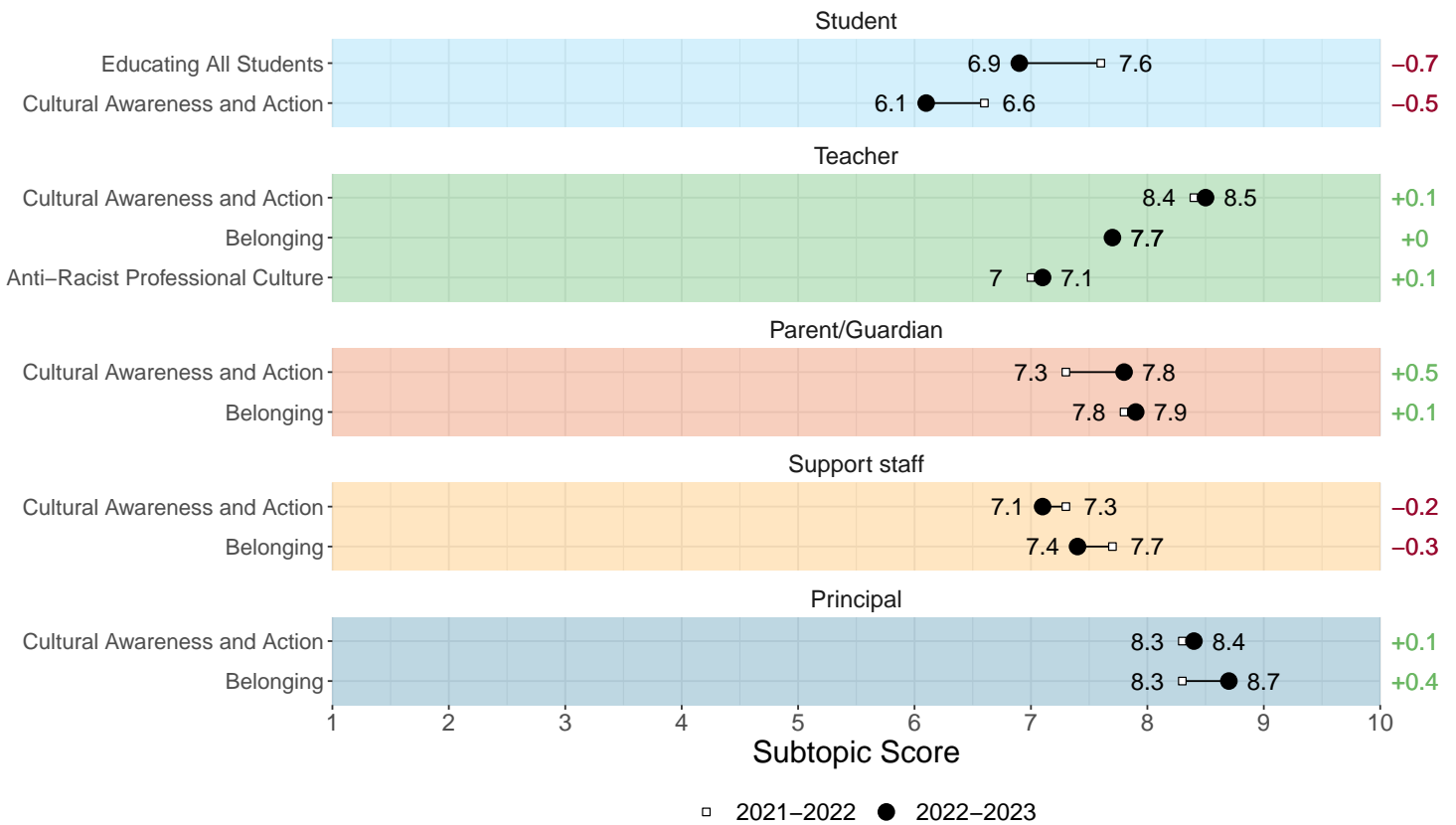
Diversity, Equity, and Inclusion: Scores

Topic Score Trends Compared to District and All Participating Schools



The Diversity, Equity, and Inclusion topic score is the average of subtopic scores from the Student, Teacher, and Parent/Guardian surveys. All subtopic scores for these groups must be available to display the overall topic score.

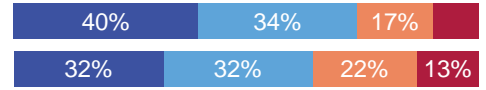
Subtopic Scores by Survey Group



Diversity, Equity, and Inclusion: Key Questions

Student survey: How often do the following things happen?

Teachers encourage me to learn about people from different races, ethnicities, or cultures.
 Students at my school treat people from different races, ethnicities, or cultures fairly.



Most or all of the time Occasionally Rarely Ne

Teacher survey: How much do you agree or disagree with the following?

Leaders at this school work to advance student equity.
 I am comfortable discussing race-related topics with my students.



Strongly agree Agree Disagree Strongly disag

Parent and Guardian survey: How often do the following happen?

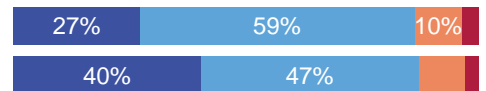
At school, my child learns about people from different races, ethnicities, or cultures.
 Adults at my child's school treat people from different races, ethnicities, or cultures fairly.



Most or all of the time Occasionally Rarely Never

Support staff survey: How much do you agree or disagree with the following?

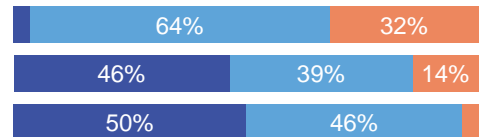
When a sensitive issue of diversity arises at school, I can implement strategies to appropriately address the situation.
 I feel connected to other adults at my school.



Strongly agree Agree Disagree Strongly disagree

Principal survey: How often do the following happen?

Staff at my school have important conversations with each other about race, even when the conversation might be uncomfortable
 My professional development experiences help me explore new ways to promote equity in my practice
 In my school, students have opportunities to learn about people from different races, ethnicities, or cultures



Most or all of the time Occasionally Rarely Ne

Technical Notes

tinyurl.com/PSESnotes



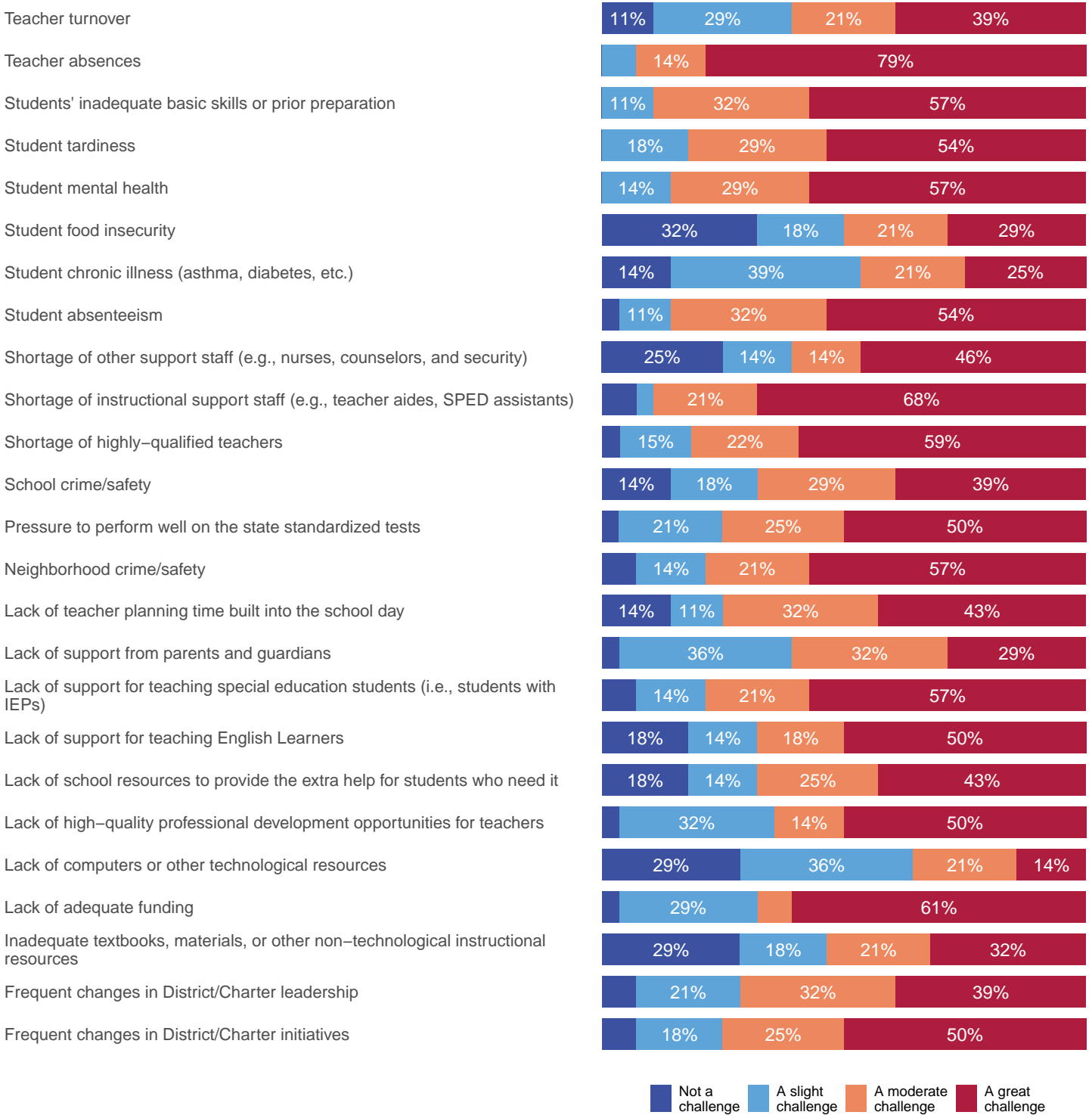
Feedback Form

tinyurl.com/PSESfeedbacksurvey



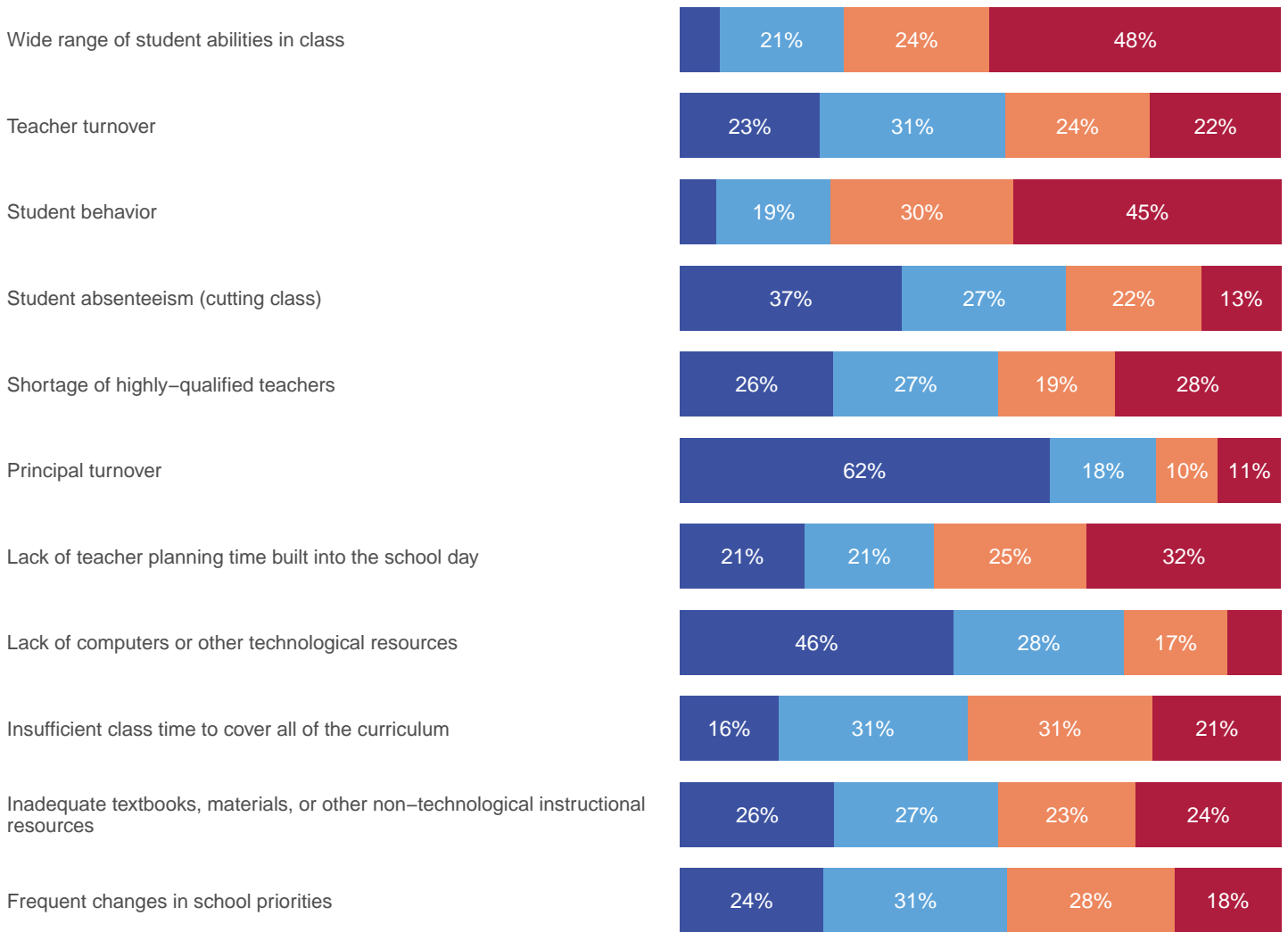
Additional Key Question Results: Academic Achievement

Principal survey: To what extent do you consider each of the following factors a challenge to student learning in your school?



Additional Key Question Results: Academic Achievement (continued)

Teacher survey: To what extent do you consider each of the following factors a challenge to student learning in your school?



■ Not a challenge
 ■ A slight challenge
 ■ A moderate challenge
 ■ A great challenge

Teacher survey: To what extent do you consider each of the following factors a challenge to student learning in your school?



■ Not a challenge
 ■ A slight challenge
 ■ A moderate challenge
 ■ A great challenge

Additional Key Question Results: Safety and Wellbeing

Parent and Guardian survey: In the past 12 months...

were you ever hungry but didn't eat because there wasn't enough money for food?



did you ever eat less than you felt you should because there wasn't enough money for food?



Yes No

Student survey: How often are these things true?

The food tastes good.



The cafeteria space or lunchroom feels welcoming.



Most or all of the time Occasionally Rarely Never

Student survey: School lunches

About how many times a week do you eat school lunches?



3-5 times 1-2 times 0 times

Student survey: During the past 7 days...

On how many days were you physically active for a total of at least 60 minutes?



All 7 days 5-6 days 3-4 days 1-2 days 0 days

Student survey: How often are these things true?

I feel safe in the neighborhood surrounding my school.



I feel safe going to and from school.



Most or all of the time Occasionally Rarely Never

Parent and Guardian survey: How often do the following happen?

My child feels safe going to and from school.



My child feels safe at school.



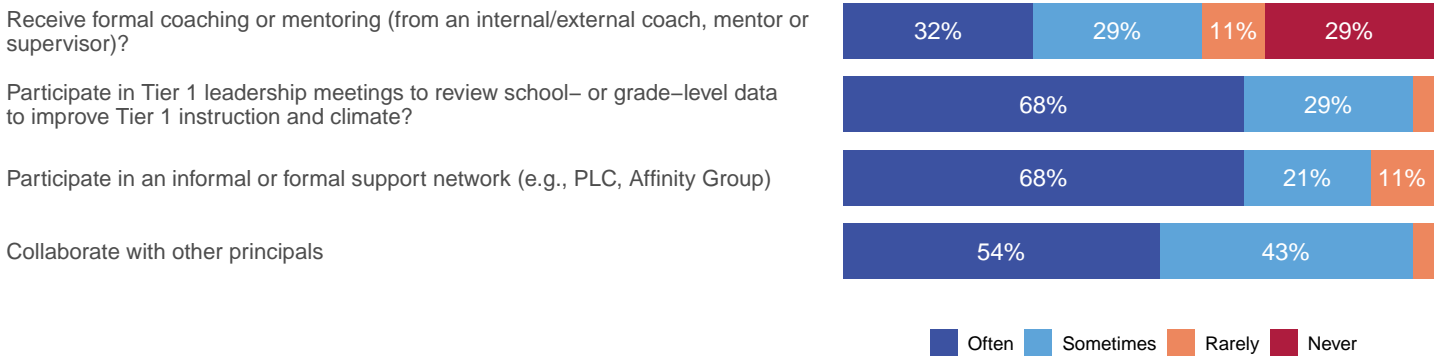
My child's school is clean.



Most or all of the time Occasionally Rarely Never

Additional Key Question Results: Recruitment and Retention

Principal survey: During this school year (including the summer), how many times did you:



Principal survey: To what extent do you feel respected by:

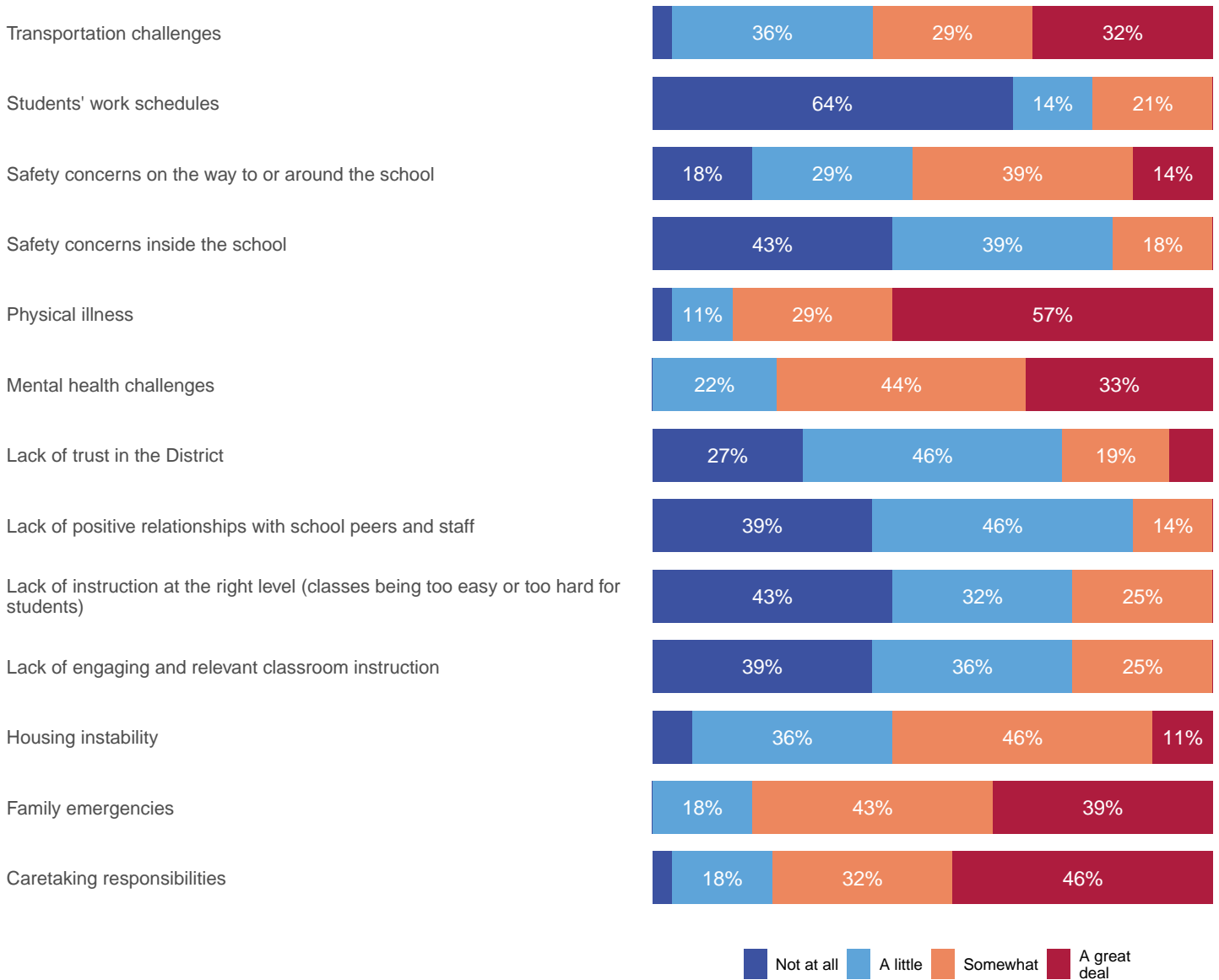


Teacher survey: To what extent do you feel respected by:



Additional Key Question Results: Attendance

Principal survey: How much have the following factors contributed to student absenteeism in your school this year?



Additional Key Question Results: Goals and Guardrails

To what extent are you aware of SDP's Goals and Guardrails?

