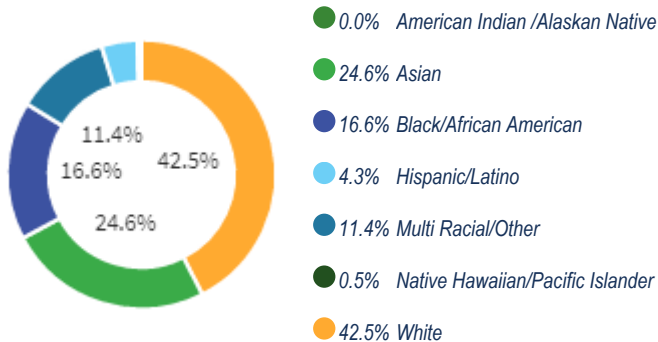


SADIE ALEXANDER SCHOOL

2020-21 SCHOOL PROGRESS REPORT ON EDUCATION AND EQUITY

School Code | 1280 Sector | District Network | Network 2
 Principal Name | Ms Lauren Overton
 Address | 4209 Spruce St
 Phone | 215-400-7760 Website | philasd.org/pennalexander
 Report Type | K-8 School Grades in Report | K-8
 Admissions Category | Neighborhood
 Turnaround Model | N/A
 Receives HS Report | No
 Oct 1 Enrollment | 577

Student Enrollment and Demographics



581

Total Number of students Served for 10+ Days Over the Year

8.1%

% Students with IEPs

9.7%

% English Learners

30.0%

% Economically Disadvantaged

SPREE Key Metrics - K-8 Report

Key Metric	Performance Tier
Proficiency - PSSA English Language Arts	Data Not Available Due to COVID-19 for SY2020-21
Growth - PSSA English Language Arts	Data Not Available Due to COVID-19 for SY2020-21
Growth - English Learners	Data Not Available Due to COVID-19 for SY2020-21
Proficiency - PSSA English Language Arts (Grade 3 only)	Data Not Available Due to COVID-19 for SY2020-21
Proficiency - PSSA Math	Data Not Available Due to COVID-19 for SY2020-21
Growth - PSSA Math	Data Not Available Due to COVID-19 for SY2020-21
Survey - Climate Score	Meeting
Survey - Instruction Score	Meeting
Attendance - 95% or more of days	Meeting
Attendance - 90% or more of days	Meeting
Survey - Relationship Score	Meeting
Suspensions - Zero Out-of-School	Data Unavailable for SY2020-21

Due to COVID-19 related school closures and modified testing schedules, there was insufficient state assessment and growth data for SY2020-21 accountability reporting.

Climate, Culture & Opportunity

Guardrail 1 - Welcoming and Supportive Schools

School Code| 1280 School Name| Sadie Alexander School

Guardrail 1: Every school will be a safe, welcoming and healthy place where our students, staff and community want to be and learn each day. This means that our schools will be: 1) environmentally safe and clean; and 2) spaces with inclusive climates that provide students with access to robust social, emotional, and mental health supports.

School Climate Score	School Climate Survey
<p>Score: 8.0</p> <p>2020-2021 Target: 7.0 1.0 pts above target</p> <p>2025-2026 Target: 7.0 1.0 pts above target</p> <p>MEETING no data prior year</p>	<p>8.5/10</p> <p>Student Rating MEETING no data prior year</p> <hr/> <p>9.6/10</p> <p>Parent Rating MEETING no data prior year</p> <hr/> <p>7.4/10</p> <p>Teacher Rating MEETING no data prior year</p>
School Instruction Score	School Instruction Survey
<p>Score: 8.2</p> <p>2020-2021 Target: 8.0 0.2 pts above target</p> <p>2025-2026 Target: 8.0 0.2 pts above target</p> <p>MEETING no data prior year</p>	<p>9.0/10</p> <p>Student Rating MEETING no data prior year</p> <hr/> <p>7.8/10</p> <p>Parent Rating NOT MEETING no data prior year</p> <hr/> <p>7.8/10</p> <p>Teacher Rating NOT MEETING no data prior year</p>

- Meeting Target and Improving from Prior Year
- Meeting Target but Not Improving from Prior Year
- Not Meeting Target but Improving from Prior Year
- Not Meeting Target and Not Improving from Prior Year



No



School Has at Least 2 Behavioral/Mental Health Support FTEs per 500 Students

Climate, Culture & Opportunity

Guardrail 1 - Welcoming and Supportive Schools

School Code| 1280 School Name| Sadie Alexander School

Guardrail 1: Every school will be a safe, welcoming and healthy place where our students, staff and community want to be and learn each day. This means that our schools will be: 1) environmentally safe and clean; and 2) spaces with inclusive climates that provide students with access to robust social, emotional, and mental health supports.

% of Students Attending at Least 95% of Instructional Days	% of Students Attending						
<p>All Students: 581 Students</p> <p>Score: 94.5 %</p>  <p>2020-2021 Target: 51.1 % 2025-2026 Target: 60.0 % <small>43.4 pts past target 34.5 pts past target</small></p> <p>MEETING no data prior year</p>	<table border="1"> <tr> <td>Greater Than 95% of Instructional Days</td> <td>94.5 %</td> </tr> <tr> <td>90-95% of Instructional Days</td> <td>3.3 %</td> </tr> </table>	Greater Than 95% of Instructional Days	94.5 %	90-95% of Instructional Days	3.3 %		
Greater Than 95% of Instructional Days	94.5 %						
90-95% of Instructional Days	3.3 %						
<p>All Students: 581 Students</p> <p>Score: 97.8 %</p>  <p>2020-2021 Target: 79.4 % 2025-2026 Target: 94.0 % <small>18.4 pts past target 3.8 pts past target</small></p> <p>MEETING no data prior year</p>	<table border="1"> <tr> <td>85-90% of Instructional Days</td> <td>0.9 %</td> </tr> <tr> <td>80-85% of Instructional Days</td> <td>1.0 %</td> </tr> <tr> <td>Less than 80% of Instructional Days</td> <td>0.3 %</td> </tr> </table>	85-90% of Instructional Days	0.9 %	80-85% of Instructional Days	1.0 %	Less than 80% of Instructional Days	0.3 %
85-90% of Instructional Days	0.9 %						
80-85% of Instructional Days	1.0 %						
Less than 80% of Instructional Days	0.3 %						

- Meeting Target and Improving from Prior Year
- Meeting Target but Not Improving from Prior Year
- Not Meeting Target but Improving from Prior Year
- Not Meeting Target and Not Improving from Prior Year

Climate, Culture & Opportunity

Guardrail 2 - Enriching and Well-rounded School Experiences

Guardrail 3 - Partnering with Parents / Family Members

School Code| 1280 School Name| Sadie Alexander School

Guardrail 2: Every student will have a well-rounded education with co-curricular opportunities, including arts and athletics, integrated into the school experience.

Guardrail 3: Every parent and guardian will be welcomed and encouraged to be partners in their child's school community.

% of Students Participating in Visual / Performing Arts

% of Students
Participating in Visual /
Performing Arts

86.4 %

487 out of 564 Students

- Meeting Target and Improving from Prior Year
- Meeting Target but Not Improving from Prior Year
- Not Meeting Target but Improving from Prior Year
- Not Meeting Target and Not Improving from Prior Year

School Relationship Score

Score: 8.3



2020-2021 Target: 8.0

0.3 pts from target

MEETING

no data prior year

Additional Metrics



Yes

School Has a SAC/Parent Advisory Group



Yes

School Has a SAC/Parent Advisory Group That Meets Regularly



4

Number of SAC/Parent Advisory Group Meetings

Climate, Culture & Opportunity

Guardrail 4 - Addressing Racist Practices

School Code| 1280 School Name| Sadie Alexander School

Guardrail 4: Our students' potential will not be limited by practices that perpetuate systemic racism and hinder student achievement.

Suspension Disproportionality				% of Students Receiving Zero Out-of-School Suspensions		
	% of Enrollment (Total Enrollment)	(Total Enrollment)	% of Suspensions Given to Each Subgroup	All Students:		
All Students		(581)		Data Unavailable		
American Indian / Alaskan Native	0.0 %	(0)	Data Unavailable			
Asian	24.6 %	(142)	Data Unavailable			
Black / African American	16.6 %	(96)	Data Unavailable			
Hispanic / Latino	4.3 %	(25)	Data Unavailable			
Multi Racial / Other	11.4 %	(66)	Data Unavailable			
Native Hawaiian / Pacific Islander	0.5 %	(3)	Data Unavailable			
White	42.5 %	(245)	Data Unavailable			
English Learners	9.7 %	(56)	Data Unavailable			
Students with IEPs	8.1 %	(47)	Data Unavailable			
Economically Disadvantaged	30.0 %	(173)	Data Unavailable			
				% of Students Qualified to Attend Special Admission High Schools		
				All Students	Black / African American	Hispanic / Latino
				77.1 %	Insufficient Sample	Insufficient Sample

- Meeting Target and Improving from Prior Year
- Meeting Target but Not Improving from Prior Year
- Not Meeting Target but Improving from Prior Year
- Not Meeting Target and Not Improving from Prior Year