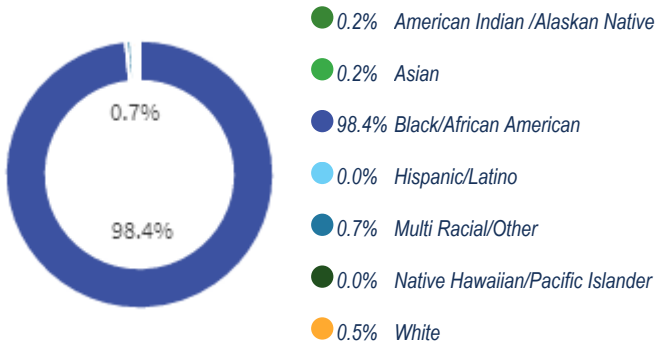


MASTERY CHARTER SCHOOL AT HARDY WILLIAMS

2020-21 SCHOOL PROGRESS REPORT ON EDUCATION AND EQUITY

School Code | 3323 Sector | Charter Network | Charters
Principal Name | -
Address | 5400 Warrington Ave
Phone | 215-724-2343 Website | masterycharter.org/hardyhigh
Report Type | High School Grades in Report | 9-12
Admissions Category | Citywide With Criteria
Turnaround Model | N/A
Receives Non-HS Report | Yes
Oct 1 Enrollment | 427

Student Enrollment and Demographics



431

Total Number of students Served for
10+ Days Over the Year

27.9%

% Students with IEPs

3.3%

% English Learners

79.2%

% Economically Disadvantaged

SPREE Key Metrics - HS Report

Key Metric	Performance Tier
Proficiency - Keystone Algebra 1, Biology, and Literature	Data Not Available Due to COVID-19 for SY2020-2021
Growth - Keystone Algebra 1	Data Not Available Due to COVID-19 for SY2020-2021
Growth - Keystone Biology	Data Not Available Due to COVID-19 for SY2020-2021
Growth - Keystone Literature	Data Not Available Due to COVID-19 for SY2020-2021
Growth - English Learners	Data Not Available Due to COVID-19 for SY2020-2021
Career and Technical Education - Meeting Industry Standards	Data Not Available Due to COVID-19 for SY2020-2021
Graduation Rate - Four-Year Cohort	Meeting
Survey - Climate Score	Insufficient Sample for SY2020-2021
Survey - Instruction Score	Insufficient Sample for SY2020-2021
Attendance - 95% or more of days	Meeting
Attendance - 90% or more of days	Not Meeting
Survey - Relationship Score	Insufficient Sample for SY2020-2021
Suspensions - Zero Out-of-School	Data Unavailable for SY2020-2021

Due to COVID-19 related school closures and modified testing schedules, there was insufficient state assessment and growth data for SY2020-21 accountability reporting.

College & Career: Every Student Graduates Ready for College and Careers

Graduation and College Readiness

School Code| 3323 School Name| Mastery Charter School at Hardy Williams

Four-Year Cohort Graduation Rate

All Students: 115 Students

Score: 87.8 %



2020-2021 Target: 87.1 %

0.7 pts above target

2025-2026 Goal: 90.0 %

-2.2 pts from target



- Meeting Target and Improving from Prior Year
- Meeting Target but Not Improving from Prior Year
- Not Meeting Target but Improving from Prior Year
- Not Meeting Target and Not Improving from Prior Year

American Indian / Alaskan Native, 0 students

Insufficient Sample

Asian, 0 students

Insufficient Sample

Black / African American, 111 students

Score: 88.3 %

MEETING

no data prior year



Hispanic / Latino, 1 students

Insufficient Sample

Multi Racial / Other, 2 students

Insufficient Sample

Native Hawaiian / Pacific Islander, 0 students

Insufficient Sample

White, 1 students

Insufficient Sample

English Learners, students

Data Unavailable

Students with IEPs, 33 students

Score: 81.8 %

NOT MEETING

no data prior year



Economically Disadvantaged, students

Data Unavailable

College & Career: Every Student Graduates Ready for College and Careers

Graduation and College Readiness

School Code| 3323 School Name| Mastery Charter School at Hardy Williams

AP, IB, or Dual Enrollment Courses Metrics

Other Key Metrics

% of Students Meeting Standard on AP Exam, on IB Exam, or in Dual Enrollment Courses by End of 12th Grade

5.6 %

6 out of 107 students

% of Students Participating but Not Passing AP, IB, Dual Enrollment by the End of 12th Grade

17.8 %

19 out of 107 students

% of Students Not Participating in AP, IB, or Dual Enrollment by the End of 12th Grade

76.6 %

82 out of 107 students

Ninth-Grade On-Track Rate

71.7 %

76 out of 106 students

First-Fall Matriculation

45.1 %

46 out of 102 students

% of Students Completing the FAFSA by End of 12th Grade

Data Unavailable

Climate, Culture & Opportunity

Guardrail 1 - Welcoming and Supportive Schools

School Code| 3323 School Name| Mastery Charter School at Hardy Williams

Guardrail 1: Every school will be a safe, welcoming and healthy place where our students, staff and community want to be and learn each day. This means that our schools will be: 1) environmentally safe and clean; and 2) spaces with inclusive climates that provide students with access to robust social, emotional, and mental health supports.

School Climate Score	School Climate Survey
Insufficient Sample	Insufficient Sample
	Student Rating
	Insufficient Sample
	Parent Rating
Insufficient Sample	6.0/10
	Teacher Rating
	NOT MEETING
	no data prior year
School Instruction Score	School Instruction Survey
Insufficient Sample	Insufficient Sample
	Student Rating
	Insufficient Sample
	Parent Rating
Insufficient Sample	7.1/10
	Teacher Rating
	NOT MEETING
	no data prior year

- Meeting Target and Improving from Prior Year
- Meeting Target but Not Improving from Prior Year
- Not Meeting Target but Improving from Prior Year
- Not Meeting Target and Not Improving from Prior Year



Data Unavailable

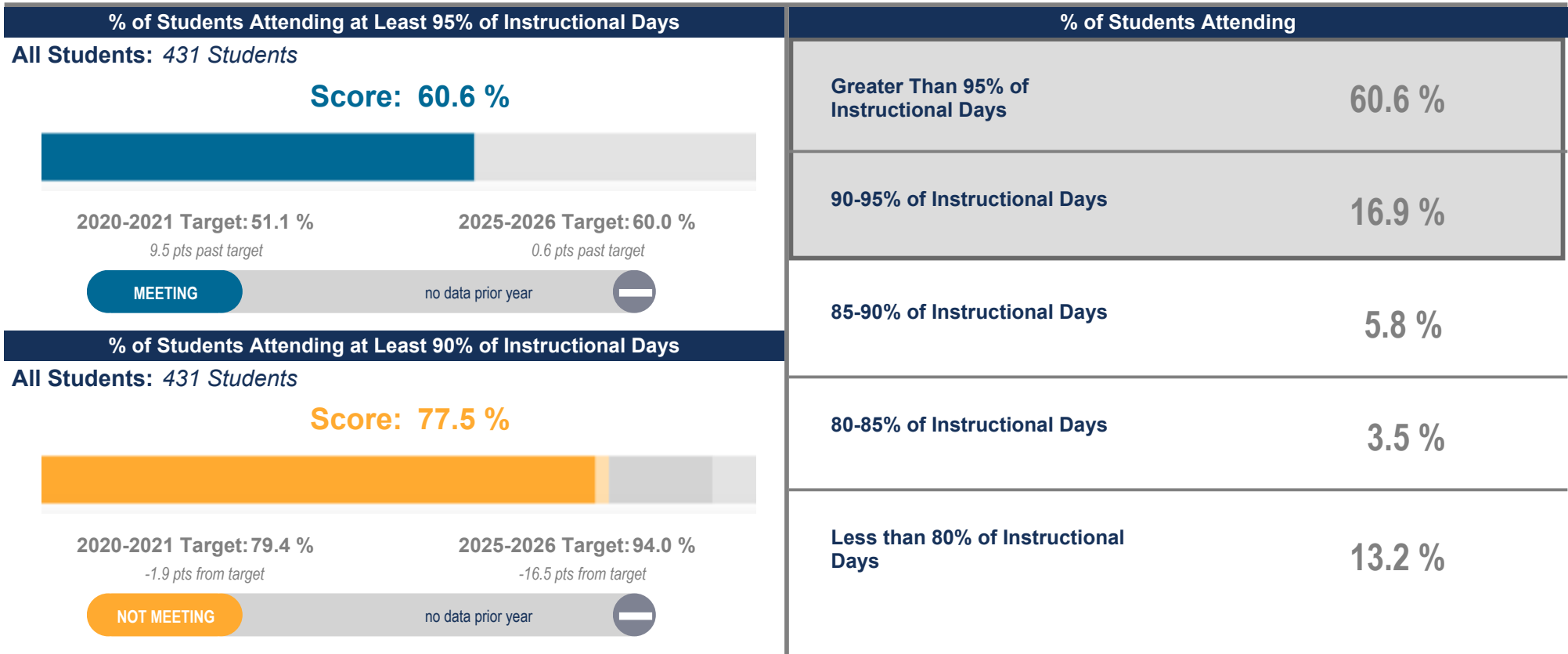
School Has at Least 2 Behavioral/Mental Health Support FTEs per 500 Students

Climate, Culture & Opportunity

Guardrail 1 - Welcoming and Supportive Schools

School Code| 3323 School Name| Mastery Charter School at Hardy Williams

Guardrail 1: Every school will be a safe, welcoming and healthy place where our students, staff and community want to be and learn each day. This means that our schools will be: 1) environmentally safe and clean; and 2) spaces with inclusive climates that provide students with access to robust social, emotional, and mental health supports.



- Meeting Target and Improving from Prior Year
- Meeting Target but Not Improving from Prior Year
- Not Meeting Target but Improving from Prior Year
- Not Meeting Target and Not Improving from Prior Year

Climate, Culture & Opportunity




Guardrail 2 - Enriching and Well-rounded School Experiences

Guardrail 3 - Partnering with Parents / Family Members

School Code| 3323 School Name| Mastery Charter School at Hardy Williams

Guardrail 2: Every student will have a well-rounded education with co-curricular opportunities, including arts and athletics, integrated into the school experience.

Guardrail 3: Every parent and guardian will be welcomed and encouraged to be partners in their child's school community.

% of Students Participating in Co-Curricular/Athletics Activities	School Relationship Score
<p style="text-align: center;">% of Students Participating in Co-Curricular/Athletics Activities</p> <p style="text-align: center;">Data Unavailable</p>	<p style="text-align: center;">Insufficient Sample</p>
<ul style="list-style-type: none"> ● Meeting Target and Improving from Prior Year ● Meeting Target but Not Improving from Prior Year ● Not Meeting Target but Improving from Prior Year ● Not Meeting Target and Not Improving from Prior Year 	<p style="text-align: center;">Additional Metrics</p> <div style="display: flex; align-items: center; margin-bottom: 10px;">  <div> <p style="text-align: center;">Data Unavailable</p> <p style="text-align: center;"><i>School Has a SAC/Parent Advisory Group</i></p> </div> </div> <div style="display: flex; align-items: center; margin-bottom: 10px;">  <div> <p style="text-align: center;">Data Unavailable</p> <p style="text-align: center;"><i>School Has a SAC/Parent Advisory Group That Meets Regularly</i></p> </div> </div> <div style="display: flex; align-items: center;">  <div> <p style="text-align: center;">Data Unavailable</p> <p style="text-align: center;"><i>Number of SAC/Parent Advisory Group Meetings</i></p> </div> </div>

Climate, Culture & Opportunity

Guardrail 4 - Addressing Racist Practices

School Code| 3323 School Name| Mastery Charter School at Hardy Williams

Guardrail 4: Our students' potential will not be limited by practices that perpetuate systemic racism and hinder student achievement.

Suspension Disproportionality				% of Students Receiving Zero Out-of-School Suspensions		
	% of Enrollment (Total Enrollment)		% of Suspensions Given to Each Subgroup	All Students:		
All Students	(431)			Data Unavailable		
American Indian / Alaskan Native	0.2 %	(1)	Data Unavailable			
Asian	0.2 %	(1)	Data Unavailable			
Black / African American	98.4 %	(420)	Data Unavailable			
Hispanic / Latino	0.0 %	(0)	Data Unavailable			
Multi Racial / Other	0.7 %	(3)	Data Unavailable			
Native Hawaiian / Pacific Islander	0.0 %	(0)	Data Unavailable			
White	0.5 %	(2)	Data Unavailable			
English Learners	3.3 %	(14)	Data Unavailable			
Students with IEPs	27.9 %	(119)	Data Unavailable			
Economically Disadvantaged	79.2 %	(338)	Data Unavailable			
				Disproportionality in AP, IB, and Dual Enrollment Course Participation		
				All Students	Black / African American	Hispanic / Latino
				25.2 %	24.5 %	0.0 %
				<ul style="list-style-type: none"> ● Meeting Target and Improving from Prior Year ● Meeting Target but Not Improving from Prior Year ● Not Meeting Target but Improving from Prior Year ● Not Meeting Target and Not Improving from Prior Year 		