



THE SCHOOL DISTRICT OF  
PHILADELPHIA

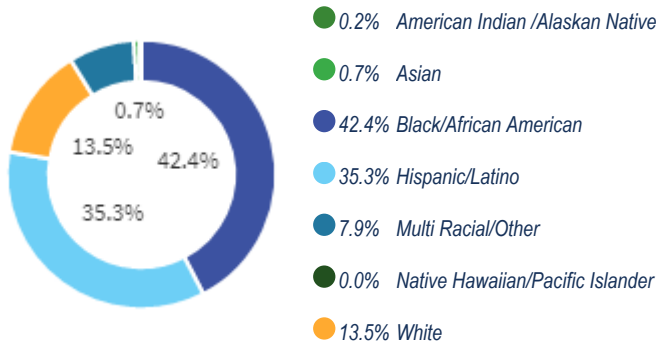
# FIRST PHILADELPHIA PREPARATORY CHARTER SCHOOL

## 2020-21 SCHOOL PROGRESS REPORT ON EDUCATION AND EQUITY

School Code | 3364 Sector | Charter Network | Charters  
Principal Name | -  
Address | 4300 Tacony St

Phone | 215-743-3100 Website | ap-schools.org/First-Phila-Prep  
Report Type | High School Grades in Report | 9-12  
Admissions Category | Citywide With Criteria  
Turnaround Model | N/A  
Receives Non-HS Report | Yes  
Oct 1 Enrollment | 453

### Student Enrollment and Demographics



**452**

Total Number of students Served for  
10+ Days Over the Year

**22.5%**

% Students with IEPs

**4.4%**

% English Learners

**66.4%**

% Economically Disadvantaged

## SPREE Key Metrics - HS Report

Key Metric	Performance Tier
Proficiency - Keystone Algebra 1, Biology, and Literature	Data Not Available Due to COVID-19 for SY2020-2021
Growth - Keystone Algebra 1	Data Not Available Due to COVID-19 for SY2020-2021
Growth - Keystone Biology	Data Not Available Due to COVID-19 for SY2020-2021
Growth - Keystone Literature	Data Not Available Due to COVID-19 for SY2020-2021
Growth - English Learners	Data Not Available Due to COVID-19 for SY2020-2021
Career and Technical Education - Meeting Industry Standards	Data Not Available Due to COVID-19 for SY2020-2021
Graduation Rate - Four-Year Cohort	Meeting
Survey - Climate Score	Not Meeting
Survey - Instruction Score	Not Meeting
Attendance - 95% or more of days	Not Meeting
Attendance - 90% or more of days	Not Meeting
Survey - Relationship Score	Not Meeting
Suspensions - Zero Out-of-School	Data Unavailable for SY2020-2021

Due to COVID-19 related school closures and modified testing schedules, there was insufficient state assessment and growth data for SY2020-21 accountability reporting.

# College & Career: Every Student Graduates Ready for College and Careers

## Graduation and College Readiness

School Code| 3364 School Name| First Philadelphia Preparatory Charter School

### Four-Year Cohort Graduation Rate

All Students: 97 Students

Score: 95.9 %



2020-2021 Target: 87.1 %

8.8 pts above target

2025-2026 Goal: 90.0 %

5.9 pts from target



American Indian / Alaskan Native, 0 students

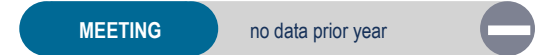
Insufficient Sample

Asian, 1 students

Insufficient Sample

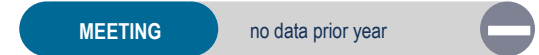
Black / African American, 42 students

Score: 97.6 %



Hispanic / Latino, 36 students

Score: 94.4 %



Multi Racial / Other, 5 students

Insufficient Sample

Native Hawaiian / Pacific Islander, 0 students

Insufficient Sample

White, 13 students

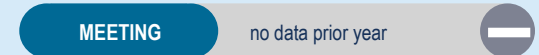
Insufficient Sample

English Learners, students

Data Unavailable

Students with IEPs, 24 students

Score: 91.7 %



Economically Disadvantaged, students

Data Unavailable

- Meeting Target and Improving from Prior Year
- Meeting Target but Not Improving from Prior Year
- Not Meeting Target but Improving from Prior Year
- Not Meeting Target and Not Improving from Prior Year

# College & Career: Every Student Graduates Ready for College and Careers

## Graduation and College Readiness

School Code| 3364 School Name| First Philadelphia Preparatory Charter School

### AP, IB, or Dual Enrollment Courses Metrics

### Other Key Metrics

*% of Students Meeting Standard on AP Exam, on IB Exam, or in Dual Enrollment Courses by End of 12th Grade*

**1.0 %**

1 out of 101 students

*% of Students Participating but Not Passing AP, IB, Dual Enrollment by the End of 12th Grade*

**17.8 %**

18 out of 101 students

*% of Students Not Participating in AP, IB, or Dual Enrollment by the End of 12th Grade*

**81.2 %**

82 out of 101 students

*Ninth-Grade On-Track Rate*

**46.6 %**

55 out of 118 students

*First-Fall Matriculation*

**38.1 %**

37 out of 97 students

*% of Students Completing the FAFSA by End of 12th Grade*

**Data Unavailable**

# Climate, Culture & Opportunity

## Guardrail 1 - Welcoming and Supportive Schools

School Code| 3364 School Name| First Philadelphia Preparatory Charter School

**Guardrail 1:** Every school will be a safe, welcoming and healthy place where our students, staff and community want to be and learn each day. This means that our schools will be: 1) environmentally safe and clean; and 2) spaces with inclusive climates that provide students with access to robust social, emotional, and mental health supports.

School Climate Score	School Climate Survey
<p><b>Score: 6.5</b></p> <p>2020-2021 Target: 7.0 -0.5 pts from target</p> <p>2025-2026 Target: 7.0 -0.5 pts from target</p> <p><b>NOT MEETING</b> no data prior year</p>	<p><b>7.2/10</b></p> <p><b>Student Rating</b> <b>MEETING</b> no data prior year</p> <hr/> <p><b>9.0/10</b></p> <p><b>Parent Rating</b> <b>MEETING</b> no data prior year</p> <hr/> <p><b>5.2/10</b></p> <p><b>Teacher Rating</b> <b>NOT MEETING</b> no data prior year</p>
School Instruction Score	School Instruction Survey
<p><b>Score: 7.3</b></p> <p>2020-2021 Target: 8.0 -0.7 pts from target</p> <p>2025-2026 Target: 8.0 -0.7 pts from target</p> <p><b>NOT MEETING</b> no data prior year</p>	<p><b>8.0/10</b></p> <p><b>Student Rating</b> <b>MEETING</b> no data prior year</p> <hr/> <p><b>7.3/10</b></p> <p><b>Parent Rating</b> <b>NOT MEETING</b> no data prior year</p> <hr/> <p><b>6.6/10</b></p> <p><b>Teacher Rating</b> <b>NOT MEETING</b> no data prior year</p>

- Meeting Target and Improving from Prior Year
- Meeting Target but Not Improving from Prior Year
- Not Meeting Target but Improving from Prior Year
- Not Meeting Target and Not Improving from Prior Year

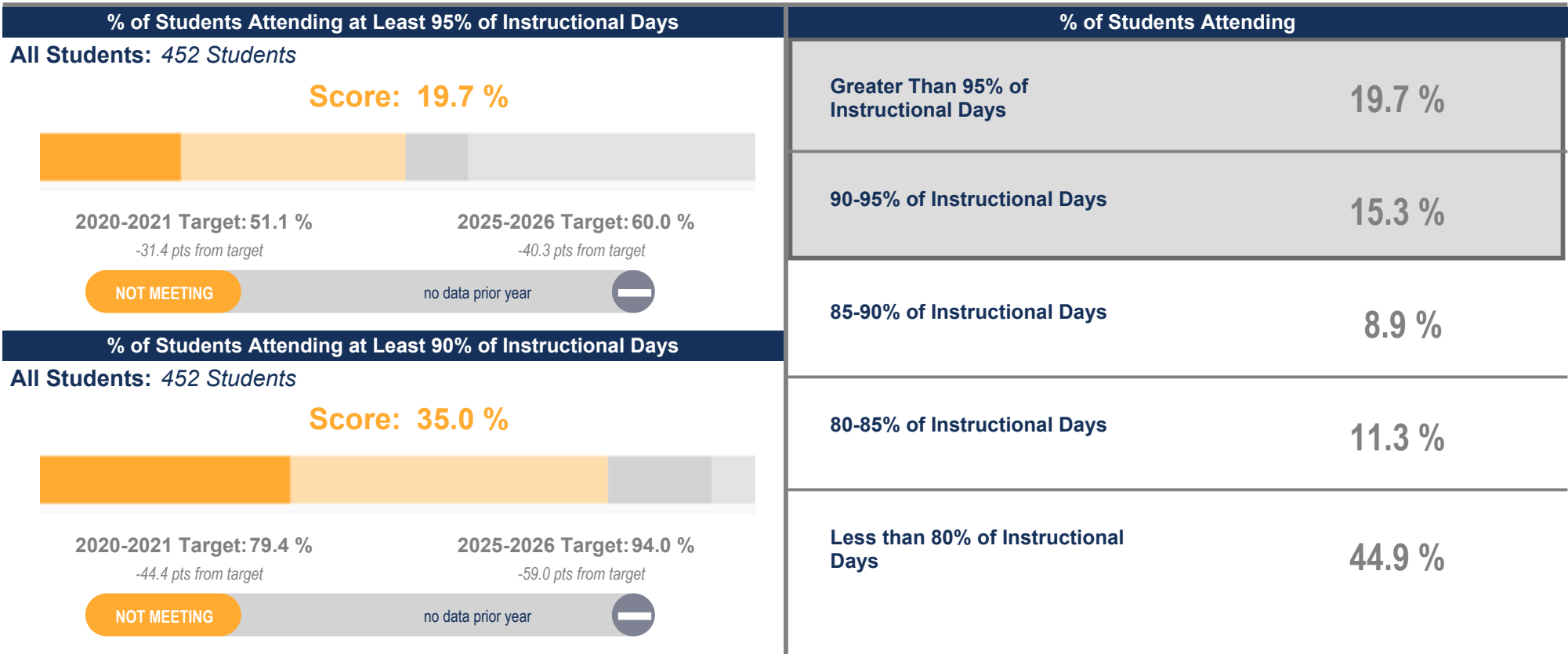
**Data Unavailable**  
 School Has at Least 2 Behavioral/Mental Health Support FTEs per 500 Students

# Climate, Culture & Opportunity

## Guardrail 1 - Welcoming and Supportive Schools

School Code| 3364 School Name| First Philadelphia Preparatory Charter School

**Guardrail 1:** Every school will be a safe, welcoming and healthy place where our students, staff and community want to be and learn each day. This means that our schools will be: 1) environmentally safe and clean; and 2) spaces with inclusive climates that provide students with access to robust social, emotional, and mental health supports.



- Meeting Target and Improving from Prior Year
- Meeting Target but Not Improving from Prior Year
- Not Meeting Target but Improving from Prior Year
- Not Meeting Target and Not Improving from Prior Year

# Climate, Culture & Opportunity

## Guardrail 2 - Enriching and Well-rounded School Experiences

## Guardrail 3 - Partnering with Parents / Family Members

School Code| 3364 School Name| First Philadelphia Preparatory Charter School

**Guardrail 2:** Every student will have a well-rounded education with co-curricular opportunities, including arts and athletics, integrated into the school experience.

**Guardrail 3:** Every parent and guardian will be welcomed and encouraged to be partners in their child's school community.

### % of Students Participating in Co-Curricular/Athletics Activities

*% of Students Participating in Co-Curricular/Athletics Activities*

**Data Unavailable**

### School Relationship Score

**Score: 7.3**



**2020-2021 Target: 8.0**

*-0.7 pts from target*

**NOT MEETING**

*no data prior year*



### Additional Metrics

**Data Unavailable**



*School Has a SAC/Parent Advisory Group*

**Data Unavailable**



*School Has a SAC/Parent Advisory Group That Meets Regularly*

**Data Unavailable**



*Number of SAC/Parent Advisory Group Meetings*

- Meeting Target and Improving from Prior Year
- Meeting Target but Not Improving from Prior Year
- Not Meeting Target but Improving from Prior Year
- Not Meeting Target and Not Improving from Prior Year

# Climate, Culture & Opportunity

## Guardrail 4 - Addressing Racist Practices

School Code| 3364 School Name| First Philadelphia Preparatory Charter School

**Guardrail 4:** Our students' potential will not be limited by practices that perpetuate systemic racism and hinder student achievement.

Suspension Disproportionality				% of Students Receiving Zero Out-of-School Suspensions		
	% of Enrollment (Total Enrollment)		% of Suspensions Given to Each Subgroup	All Students:		
All Students	(452)			Data Unavailable		
American Indian / Alaskan Native	0.2 %	(1)	Data Unavailable			
Asian	0.7 %	(3)	Data Unavailable			
Black / African American	42.4 %	(192)	Data Unavailable			
Hispanic / Latino	35.3 %	(160)	Data Unavailable			
Multi Racial / Other	7.9 %	(36)	Data Unavailable			
Native Hawaiian / Pacific Islander	0.0 %	(0)	Data Unavailable			
White	13.5 %	(61)	Data Unavailable			
English Learners	4.4 %	(20)	Data Unavailable			
Students with IEPs	22.5 %	(102)	Data Unavailable			
Economically Disadvantaged	66.4 %	(301)	Data Unavailable			
				Disproportionality in AP, IB, and Dual Enrollment Course Participation		
				All Students	Black / African American	Hispanic / Latino
				13.9 %	16.7 %	13.5 %
				<ul style="list-style-type: none"> <li><span style="color: blue;">●</span> Meeting Target and Improving from Prior Year</li> <li><span style="color: green;">●</span> Meeting Target but Not Improving from Prior Year</li> <li><span style="color: orange;">●</span> Not Meeting Target but Improving from Prior Year</li> <li><span style="color: red;">●</span> Not Meeting Target and Not Improving from Prior Year</li> </ul>		