

MASTERY CHARTER SCHOOL AT THOMAS CAMPUS

2020-21 SCHOOL PROGRESS REPORT ON EDUCATION AND EQUITY

School Code | 3385 Sector | Charter Network | Charters
Principal Name | -

Address | 927 Johnston St

Phone | 267-236-0036 Website | masterycharter.org/elementary-schools/thomas

Report Type | High School Grades in Report | 9-12

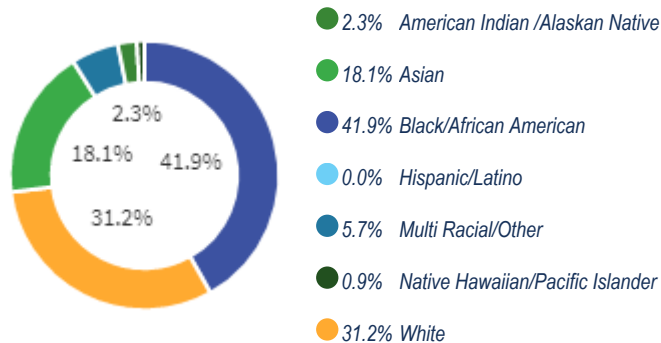
Admissions Category | Citywide With Criteria

Turnaround Model | N/A

Receives Non-HS Report | Yes

Oct 1 Enrollment | 442

Student Enrollment and Demographics



445

Total Number of students Served for
10+ Days Over the Year

24.2%

% Students with IEPs

7.9%

% English Learners

74.4%

% Economically Disadvantaged

SPREE Key Metrics - HS Report

Key Metric	Performance Tier
Proficiency - Keystone Algebra 1, Biology, and Literature	Data Not Available Due to COVID-19 for SY2020-2021
Growth - Keystone Algebra 1	Data Not Available Due to COVID-19 for SY2020-2021
Growth - Keystone Biology	Data Not Available Due to COVID-19 for SY2020-2021
Growth - Keystone Literature	Data Not Available Due to COVID-19 for SY2020-2021
Growth - English Learners	Data Not Available Due to COVID-19 for SY2020-2021
Career and Technical Education - Meeting Industry Standards	Data Not Available Due to COVID-19 for SY2020-2021
Graduation Rate - Four-Year Cohort	Not Meeting
Survey - Climate Score	Insufficient Sample for SY2020-2021
Survey - Instruction Score	Insufficient Sample for SY2020-2021
Attendance - 95% or more of days	Not Meeting
Attendance - 90% or more of days	Not Meeting
Survey - Relationship Score	Insufficient Sample for SY2020-2021
Suspensions - Zero Out-of-School	Data Unavailable for SY2020-2021

Due to COVID-19 related school closures and modified testing schedules, there was insufficient state assessment and growth data for SY2020-21 accountability reporting.

College & Career: Every Student Graduates Ready for College and Careers

Graduation and College Readiness

School Code| 3385 School Name| Mastery Charter School at Thomas Campus

Four-Year Cohort Graduation Rate

All Students: 112 Students

Score: 83.9 %



2020-2021 Target: 87.1 %

-3.2 pts from target

2025-2026 Goal: 90.0 %

-6.1 pts from target



American Indian / Alaskan Native, 0 students

Insufficient Sample

Asian, 22 students

Score: 81.8 %

NOT MEETING

no data prior year



Black / African American, 48 students

Score: 87.5 %

MEETING

no data prior year



Hispanic / Latino, 28 students

Score: 82.1 %

NOT MEETING

no data prior year



Multi Racial / Other, 6 students

Insufficient Sample

Native Hawaiian / Pacific Islander, 1 students

Insufficient Sample

White, 7 students

Insufficient Sample

English Learners, students

Data Unavailable

Students with IEPs, 25 students

Score: 80.0 %

NOT MEETING

no data prior year



Economically Disadvantaged, students

Data Unavailable

- Meeting Target and Improving from Prior Year
- Meeting Target but Not Improving from Prior Year
- Not Meeting Target but Improving from Prior Year
- Not Meeting Target and Not Improving from Prior Year

College & Career: Every Student Graduates Ready for College and Careers

Graduation and College Readiness

School Code| 3385 School Name| Mastery Charter School at Thomas Campus

AP, IB, or Dual Enrollment Courses Metrics

Other Key Metrics

% of Students Meeting Standard on AP Exam, on IB Exam, or in Dual Enrollment Courses by End of 12th Grade

18.1 %

19 out of 105 students

% of Students Participating but Not Passing AP, IB, Dual Enrollment by the End of 12th Grade

28.6 %

30 out of 105 students

% of Students Not Participating in AP, IB, or Dual Enrollment by the End of 12th Grade

53.3 %

56 out of 105 students

Ninth-Grade On-Track Rate

57.8 %

59 out of 102 students

First-Fall Matriculation

46.5 %

46 out of 99 students

% of Students Completing the FAFSA by End of 12th Grade

Data Unavailable

Climate, Culture & Opportunity

Guardrail 1 - Welcoming and Supportive Schools

School Code| 3385 School Name| Mastery Charter School at Thomas Campus

Guardrail 1: Every school will be a safe, welcoming and healthy place where our students, staff and community want to be and learn each day. This means that our schools will be: 1) environmentally safe and clean; and 2) spaces with inclusive climates that provide students with access to robust social, emotional, and mental health supports.

School Climate Score	School Climate Survey
Insufficient Sample	Student Rating: Insufficient Sample
	Parent Rating: Insufficient Sample
	Teacher Rating: Insufficient Sample
School Instruction Score	School Instruction Survey
Insufficient Sample	Student Rating: Insufficient Sample
	Parent Rating: Insufficient Sample
	Teacher Rating: Insufficient Sample

- Meeting Target and Improving from Prior Year
- Meeting Target but Not Improving from Prior Year
- Not Meeting Target but Improving from Prior Year
- Not Meeting Target and Not Improving from Prior Year



Data Unavailable

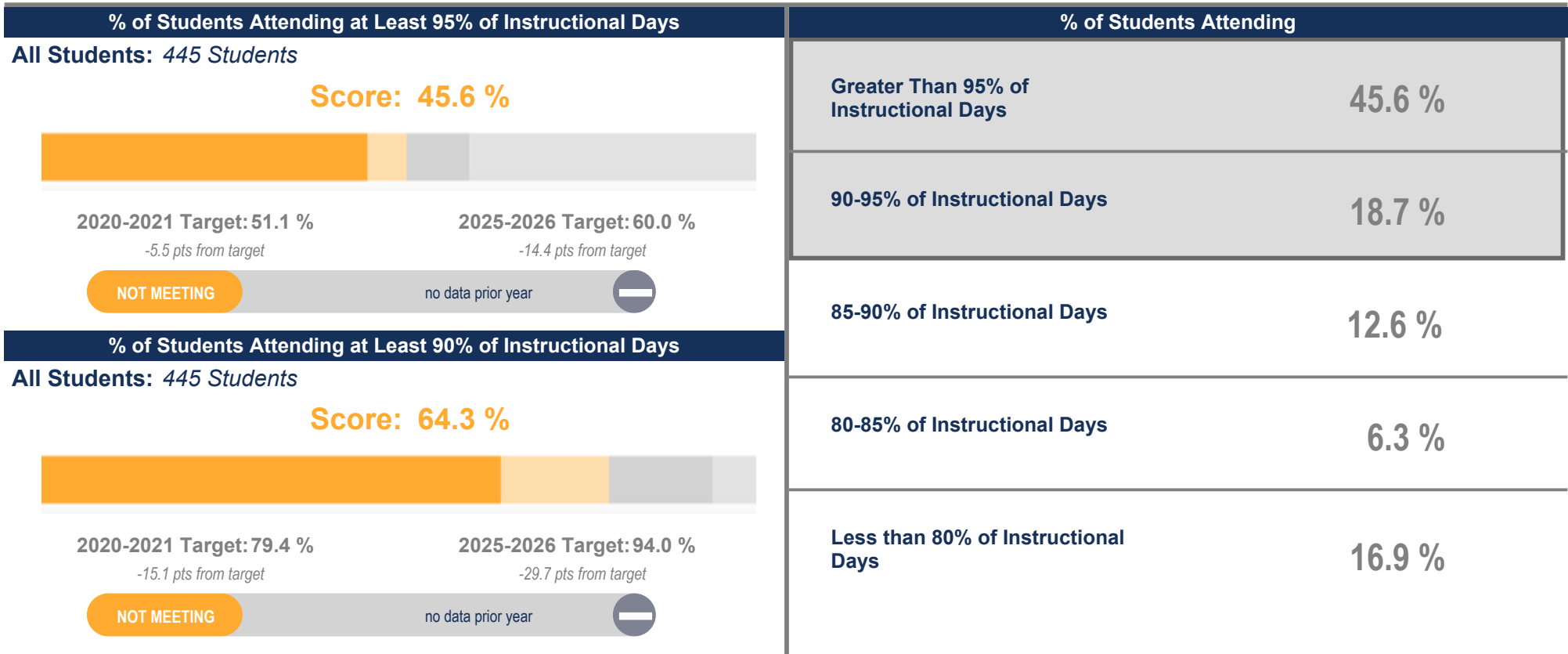
School Has at Least 2 Behavioral/Mental Health Support FTEs per 500 Students

Climate, Culture & Opportunity

Guardrail 1 - Welcoming and Supportive Schools

School Code| 3385 School Name| Mastery Charter School at Thomas Campus

Guardrail 1: Every school will be a safe, welcoming and healthy place where our students, staff and community want to be and learn each day. This means that our schools will be: 1) environmentally safe and clean; and 2) spaces with inclusive climates that provide students with access to robust social, emotional, and mental health supports.



- Meeting Target and Improving from Prior Year
- Meeting Target but Not Improving from Prior Year
- Not Meeting Target but Improving from Prior Year
- Not Meeting Target and Not Improving from Prior Year

Climate, Culture & Opportunity




Guardrail 2 - Enriching and Well-rounded School Experiences

Guardrail 3 - Partnering with Parents / Family Members

School Code| 3385 School Name| Mastery Charter School at Thomas Campus

Guardrail 2: Every student will have a well-rounded education with co-curricular opportunities, including arts and athletics, integrated into the school experience.

Guardrail 3: Every parent and guardian will be welcomed and encouraged to be partners in their child's school community.

% of Students Participating in Co-Curricular/Athletics Activities	School Relationship Score
<p style="text-align: center;">% of Students Participating in Co-Curricular/Athletics Activities</p> <p style="text-align: center;">Data Unavailable</p>	<p style="text-align: center;">Insufficient Sample</p>
<ul style="list-style-type: none"> ● Meeting Target and Improving from Prior Year ● Meeting Target but Not Improving from Prior Year ● Not Meeting Target but Improving from Prior Year ● Not Meeting Target and Not Improving from Prior Year 	<p style="text-align: center;">Additional Metrics</p> <div style="display: flex; align-items: center; margin-bottom: 10px;">  <div> <p style="text-align: center;">Data Unavailable</p> <p style="text-align: center;"><i>School Has a SAC/Parent Advisory Group</i></p> </div> </div> <div style="display: flex; align-items: center; margin-bottom: 10px;">  <div> <p style="text-align: center;">Data Unavailable</p> <p style="text-align: center;"><i>School Has a SAC/Parent Advisory Group That Meets Regularly</i></p> </div> </div> <div style="display: flex; align-items: center;">  <div> <p style="text-align: center;">Data Unavailable</p> <p style="text-align: center;"><i>Number of SAC/Parent Advisory Group Meetings</i></p> </div> </div>

Climate, Culture & Opportunity

Guardrail 4 - Addressing Racist Practices

School Code| 3385 School Name| Mastery Charter School at Thomas Campus

Guardrail 4: Our students' potential will not be limited by practices that perpetuate systemic racism and hinder student achievement.

Suspension Disproportionality				% of Students Receiving Zero Out-of-School Suspensions		
	% of Enrollment (Total Enrollment)		% of Suspensions Given to Each Subgroup	All Students:		
All Students	(445)			Data Unavailable		
American Indian / Alaskan Native	2.3 %	(10)	Data Unavailable			
Asian	18.1 %	(80)	Data Unavailable			
Black / African American	41.9 %	(185)	Data Unavailable			
Hispanic / Latino	0.0 %	(0)	Data Unavailable			
Multi Racial / Other	5.7 %	(25)	Data Unavailable			
Native Hawaiian / Pacific Islander	0.9 %	(4)	Data Unavailable			
White	31.2 %	(138)	Data Unavailable			
English Learners	7.9 %	(35)	Data Unavailable			
Students with IEPs	24.2 %	(107)	Data Unavailable			
Economically Disadvantaged	74.4 %	(329)	Data Unavailable			
				Disproportionality in AP, IB, and Dual Enrollment Course Participation		
				All Students	Black / African American	Hispanic / Latino
				55.2 %	49.0 %	0.0 %
				<ul style="list-style-type: none"> ● Meeting Target and Improving from Prior Year ● Meeting Target but Not Improving from Prior Year ● Not Meeting Target but Improving from Prior Year ● Not Meeting Target and Not Improving from Prior Year 		