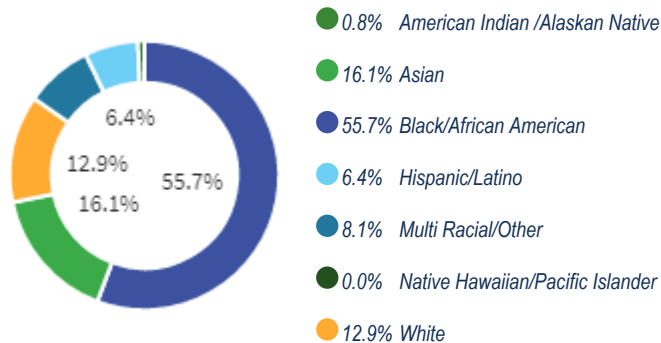


# HIGH SCHOOL OF ENGINEERING AND SCIENCE

## 2020-21 SCHOOL PROGRESS REPORT ON EDUCATION AND EQUITY

School Code | 4030 Sector | District Network | Network 1  
 Principal Name | Mr Darryl Johnson  
 Address | 1600 W Norris St  
 Phone | 215-400-7380 Website | philasd.org/hses  
 Report Type | Middle School Grades in Report | 7-8  
 Admissions Category | Special Admit  
 Turnaround Model | N/A  
 Receives HS Report | Yes  
 Oct 1 Enrollment | 124

### Student Enrollment and Demographics



**125**

Total Number of students Served for 10+ Days Over the Year

**4.0%**

% Students with IEPs

**0.8%**

% English Learners

**45.2%**

% Economically Disadvantaged

## SPREE Key Metrics - K-8 Report

Key Metric	Performance Tier
Proficiency - PSSA English Language Arts	Data Not Available Due to COVID-19 for SY2020-21
Growth - PSSA English Language Arts	Data Not Available Due to COVID-19 for SY2020-21
Growth - English Learners	Data Not Available Due to COVID-19 for SY2020-21
Proficiency - PSSA English Language Arts (Grade 3 only)	Ineligible by Report Type for SY2020-21
Proficiency - PSSA Math	Data Not Available Due to COVID-19 for SY2020-21
Growth - PSSA Math	Data Not Available Due to COVID-19 for SY2020-21
Survey - Climate Score	Meeting
Survey - Instruction Score	Meeting
Attendance - 95% or more of days	Meeting
Attendance - 90% or more of days	Meeting
Survey - Relationship Score	Meeting
Suspensions - Zero Out-of-School	Data Unavailable for SY2020-21



Due to COVID-19 related school closures and modified testing schedules, there was insufficient state assessment and growth data for SY2020-21 accountability reporting.

# Climate, Culture & Opportunity

## Guardrail 1 - Welcoming and Supportive Schools

School Code| 4030 School Name| High School of Engineering and Science

**Guardrail 1:** Every school will be a safe, welcoming and healthy place where our students, staff and community want to be and learn each day. This means that our schools will be: 1) environmentally safe and clean; and 2) spaces with inclusive climates that provide students with access to robust social, emotional, and mental health supports.

School Climate Score	School Climate Survey
<p><b>Score: 8.0</b></p>  <p>2020-2021 Target: 7.0 <i>1.0 pts above target</i></p> <p>2025-2026 Target: 7.0 <i>1.0 pts above target</i></p> <p><b>MEETING</b> no data prior year</p>	<p><b>8.3/10</b></p> <p><b>Student Rating</b> <b>MEETING</b> no data prior year</p> <hr/> <p><b>9.5/10</b></p> <p><b>Parent Rating</b> <b>MEETING</b> no data prior year</p> <hr/> <p><b>7.5/10</b></p> <p><b>Teacher Rating</b> <b>MEETING</b> no data prior year</p>
School Instruction Score	School Instruction Survey
<p><b>Score: 8.0</b></p>  <p>2020-2021 Target: 8.0 <i>at target</i></p> <p>2025-2026 Target: 8.0 <i>at target</i></p> <p><b>MEETING</b> no data prior year</p>	<p><b>8.5/10</b></p> <p><b>Student Rating</b> <b>MEETING</b> no data prior year</p> <hr/> <p><b>8.1/10</b></p> <p><b>Parent Rating</b> <b>MEETING</b> no data prior year</p> <hr/> <p><b>7.4/10</b></p> <p><b>Teacher Rating</b> <b>NOT MEETING</b> no data prior year</p>

- Meeting Target and Improving from Prior Year
- Meeting Target but Not Improving from Prior Year
- Not Meeting Target but Improving from Prior Year
- Not Meeting Target and Not Improving from Prior Year



No



School Has at Least 2 Behavioral/Mental Health Support FTEs per 500 Students

# Climate, Culture & Opportunity

## Guardrail 1 - Welcoming and Supportive Schools

School Code| 4030 School Name| High School of Engineering and Science

**Guardrail 1:** Every school will be a safe, welcoming and healthy place where our students, staff and community want to be and learn each day. This means that our schools will be: 1) environmentally safe and clean; and 2) spaces with inclusive climates that provide students with access to robust social, emotional, and mental health supports.

% of Students Attending at Least 95% of Instructional Days	% of Students Attending						
<p><b>All Students:</b> 125 Students</p> <p><b>Score: 95.2 %</b></p>  <p>2020-2021 Target: 51.1 % 44.1 pts past target</p> <p>2025-2026 Target: 60.0 % 35.2 pts past target</p> <p>MEETING <span style="margin-left: 150px;">no data prior year</span></p>	<table border="1"> <tr> <td>Greater Than 95% of Instructional Days</td> <td>95.2 %</td> </tr> <tr> <td>90-95% of Instructional Days</td> <td>2.4 %</td> </tr> </table>	Greater Than 95% of Instructional Days	95.2 %	90-95% of Instructional Days	2.4 %		
Greater Than 95% of Instructional Days	95.2 %						
90-95% of Instructional Days	2.4 %						
<p><b>All Students:</b> 125 Students</p> <p><b>Score: 97.6 %</b></p>  <p>2020-2021 Target: 79.4 % 18.2 pts past target</p> <p>2025-2026 Target: 94.0 % 3.6 pts past target</p> <p>MEETING <span style="margin-left: 150px;">no data prior year</span></p>	<table border="1"> <tr> <td>85-90% of Instructional Days</td> <td>0.8 %</td> </tr> <tr> <td>80-85% of Instructional Days</td> <td>0.8 %</td> </tr> <tr> <td>Less than 80% of Instructional Days</td> <td>0.8 %</td> </tr> </table>	85-90% of Instructional Days	0.8 %	80-85% of Instructional Days	0.8 %	Less than 80% of Instructional Days	0.8 %
85-90% of Instructional Days	0.8 %						
80-85% of Instructional Days	0.8 %						
Less than 80% of Instructional Days	0.8 %						

- Meeting Target and Improving from Prior Year
- Meeting Target but Not Improving from Prior Year
- Not Meeting Target but Improving from Prior Year
- Not Meeting Target and Not Improving from Prior Year

# Climate, Culture & Opportunity

## Guardrail 2 - Enriching and Well-rounded School Experiences

## Guardrail 3 - Partnering with Parents / Family Members

School Code| 4030 School Name| High School of Engineering and Science

**Guardrail 2:** Every student will have a well-rounded education with co-curricular opportunities, including arts and athletics, integrated into the school experience.

**Guardrail 3:** Every parent and guardian will be welcomed and encouraged to be partners in their child's school community.

### % of Students Participating in Visual / Performing Arts

% of Students  
Participating in Visual /  
Performing Arts

1.6 %

2 out of 122 Students

- Meeting Target and Improving from Prior Year
- Meeting Target but Not Improving from Prior Year
- Not Meeting Target but Improving from Prior Year
- Not Meeting Target and Not Improving from Prior Year

### School Relationship Score

Score: 8.0



2020-2021 Target: 8.0

0.0 pts from target

MEETING

no data prior year

### Additional Metrics



Yes

School Has a SAC/Parent Advisory Group



Yes

School Has a SAC/Parent Advisory Group That Meets Regularly



7

Number of SAC/Parent Advisory Group Meetings

# Climate, Culture & Opportunity

## Guardrail 4 - Addressing Racist Practices

School Code| 4030 School Name| High School of Engineering and Science

**Guardrail 4:** Our students' potential will not be limited by practices that perpetuate systemic racism and hinder student achievement.

Suspension Disproportionality				% of Students Receiving Zero Out-of-School Suspensions		
	% of Enrollment (Total Enrollment)	(Total Enrollment)	% of Suspensions Given to Each Subgroup	All Students:		
All Students		(125)		Data Unavailable		
American Indian / Alaskan Native	0.8 %	(1)	Data Unavailable			
Asian	16.1 %	(20)	Data Unavailable			
Black / African American	55.7 %	(69)	Data Unavailable			
Hispanic / Latino	6.4 %	(8)	Data Unavailable			
Multi Racial / Other	8.1 %	(10)	Data Unavailable			
Native Hawaiian / Pacific Islander	0.0 %	(0)	Data Unavailable			
White	12.9 %	(16)	Data Unavailable			
English Learners	0.8 %	(1)	Data Unavailable			
Students with IEPs	4.0 %	(5)	Data Unavailable			
Economically Disadvantaged	45.2 %	(56)	Data Unavailable			
				% of Students Qualified to Attend Special Admission High Schools		
	All Students	Black / African American	Hispanic / Latino			
	60.8 %	55.9 %	Insufficient Sample			

- Meeting Target and Improving from Prior Year
- Meeting Target but Not Improving from Prior Year
- Not Meeting Target but Improving from Prior Year
- Not Meeting Target and Not Improving from Prior Year