



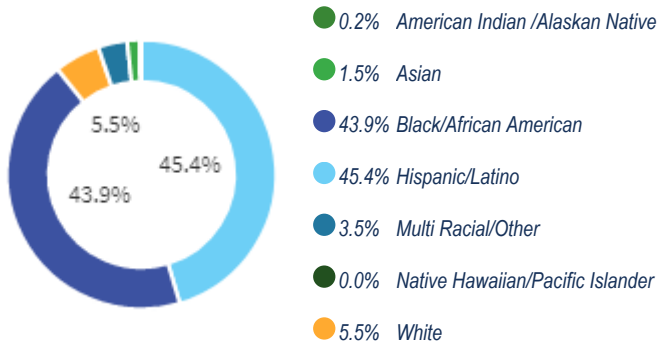
THE SCHOOL DISTRICT OF
PHILADELPHIA

JULES E. MASTBAUM AREA VOCATIONAL TECHNICAL HIGH SCHOOL

2020-21 SCHOOL PROGRESS REPORT ON EDUCATION AND EQUITY

School Code | 5060 Sector | District Network | Network 4
Principal Name | Mr David Lon Jr
Address | 3116 Frankford Ave
Phone | 215-400-7220 Website | philasd.org/mastbaum
Report Type | High School Grades in Report | 9-12
Admissions Category | Citywide
Turnaround Model | N/A
Receives Non-HS Report | No
Oct 1 Enrollment | 656

Student Enrollment and Demographics



668

Total Number of students Served for
10+ Days Over the Year

22.1%

% Students with IEPs

14.5%

% English Learners

84.4%

% Economically Disadvantaged

SPREE Key Metrics - HS Report

Key Metric	Performance Tier
Proficiency - Keystone Algebra 1, Biology, and Literature	Data Not Available Due to COVID-19 for SY2020-2021
Growth - Keystone Algebra 1	Data Not Available Due to COVID-19 for SY2020-2021
Growth - Keystone Biology	Data Not Available Due to COVID-19 for SY2020-2021
Growth - Keystone Literature	Data Not Available Due to COVID-19 for SY2020-2021
Growth - English Learners	Data Not Available Due to COVID-19 for SY2020-2021
Career and Technical Education - Meeting Industry Standards	Data Not Available Due to COVID-19 for SY2020-2021
Graduation Rate - Four-Year Cohort	Not Meeting
Survey - Climate Score	Insufficient Sample for SY2020-2021
Survey - Instruction Score	Insufficient Sample for SY2020-2021
Attendance - 95% or more of days	Not Meeting
Attendance - 90% or more of days	Not Meeting
Survey - Relationship Score	Insufficient Sample for SY2020-2021
Suspensions - Zero Out-of-School	Data Unavailable for SY2020-2021

Due to COVID-19 related school closures and modified testing schedules, there was insufficient state assessment and growth data for SY2020-21 accountability reporting.

College & Career: Every Student Graduates Ready for College and Careers

Graduation and College Readiness

School Code| 5060 School Name| Jules E. Mastbaum Area Vocational Technical High School

Four-Year Cohort Graduation Rate

All Students: 135 Students

Score: 79.3 %



2020-2021 Target: 87.1 %

-7.8 pts from target

2025-2026 Goal: 90.0 %

-10.7 pts from target



- Meeting Target and Improving from Prior Year
- Meeting Target but Not Improving from Prior Year
- Not Meeting Target but Improving from Prior Year
- Not Meeting Target and Not Improving from Prior Year

American Indian / Alaskan Native, 1 students

Insufficient Sample

Asian, 3 students

Insufficient Sample

Black / African American, 56 students

Score: 80.4 %

NOT MEETING

no data prior year



Hispanic / Latino, 62 students

Score: 72.6 %

NOT MEETING

no data prior year



Multi Racial / Other, 4 students

Insufficient Sample

Native Hawaiian / Pacific Islander, 0 students

Insufficient Sample

White, 9 students

Insufficient Sample

English Learners, 19 students

Insufficient Sample

Students with IEPs, 19 students

Insufficient Sample

Economically Disadvantaged, 124 students

Score: 79.0 %

NOT MEETING

no data prior year



College & Career: Every Student Graduates Ready for College and Careers

Graduation and College Readiness

School Code| 5060 School Name| Jules E. Mastbaum Area Vocational Technical High School

AP, IB, or Dual Enrollment Courses Metrics

Other Key Metrics

% of Students Meeting Standard on AP Exam, on IB Exam, or in Dual Enrollment Courses by End of 12th Grade

0.0 %

0 out of 128 students

% of Students Participating but Not Passing AP, IB, Dual Enrollment by the End of 12th Grade

0.0 %

0 out of 128 students

% of Students Not Participating in AP, IB, or Dual Enrollment by the End of 12th Grade

100.0 %

128 out of 128 students

Ninth-Grade On-Track Rate

50.0 %

106 out of 212 students

First-Fall Matriculation

22.2 %

24 out of 108 students

% of Students Completing the FAFSA by End of 12th Grade

Data Unavailable

Climate, Culture & Opportunity

Guardrail 1 - Welcoming and Supportive Schools

School Code| 5060 School Name| Jules E. Mastbaum Area Vocational Technical High School

Guardrail 1: Every school will be a safe, welcoming and healthy place where our students, staff and community want to be and learn each day. This means that our schools will be: 1) environmentally safe and clean; and 2) spaces with inclusive climates that provide students with access to robust social, emotional, and mental health supports.

School Climate Score	School Climate Survey
Insufficient Sample	Insufficient Sample
	Student Rating
	Insufficient Sample
Insufficient Sample	Parent Rating
	5.1/10
	Teacher Rating
Insufficient Sample	NOT MEETING
	no data prior year
School Instruction Score	School Instruction Survey
Insufficient Sample	Insufficient Sample
	Student Rating
	Insufficient Sample
Insufficient Sample	Parent Rating
	6.2/10
	Teacher Rating
Insufficient Sample	NOT MEETING
	no data prior year

- Meeting Target and Improving from Prior Year
- Meeting Target but Not Improving from Prior Year
- Not Meeting Target but Improving from Prior Year
- Not Meeting Target and Not Improving from Prior Year



Yes

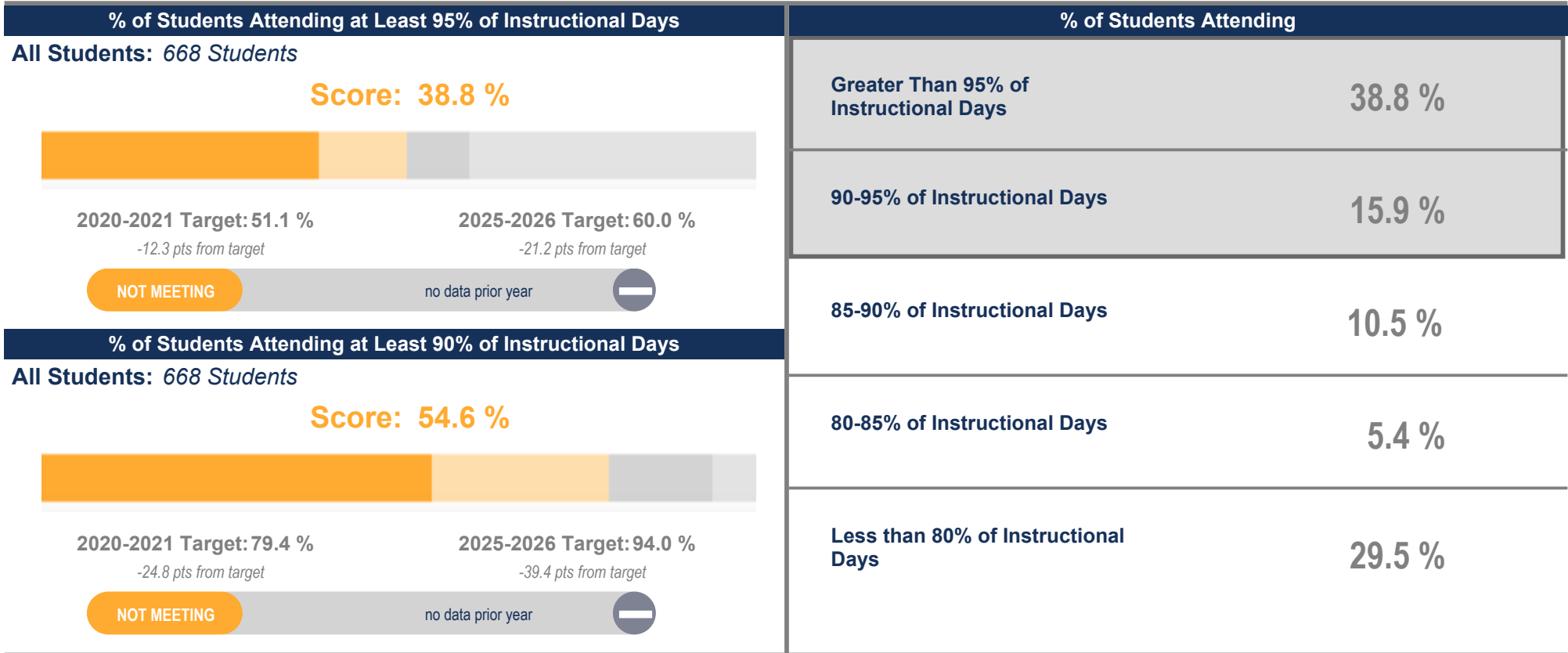
School Has at Least 2 Behavioral/Mental Health Support FTEs per 500 Students

Climate, Culture & Opportunity

Guardrail 1 - Welcoming and Supportive Schools

School Code| 5060 School Name| Jules E. Mastbaum Area Vocational Technical High School

Guardrail 1: Every school will be a safe, welcoming and healthy place where our students, staff and community want to be and learn each day. This means that our schools will be: 1) environmentally safe and clean; and 2) spaces with inclusive climates that provide students with access to robust social, emotional, and mental health supports.



- Meeting Target and Improving from Prior Year
- Meeting Target but Not Improving from Prior Year
- Not Meeting Target but Improving from Prior Year
- Not Meeting Target and Not Improving from Prior Year

Climate, Culture & Opportunity




Guardrail 2 - Enriching and Well-rounded School Experiences

Guardrail 3 - Partnering with Parents / Family Members

School Code| 5060 School Name| Jules E. Mastbaum Area Vocational Technical High School

Guardrail 2: Every student will have a well-rounded education with co-curricular opportunities, including arts and athletics, integrated into the school experience.

Guardrail 3: Every parent and guardian will be welcomed and encouraged to be partners in their child's school community.

% of Students Participating in Co-Curricular/Athletics Activities	School Relationship Score
<p data-bbox="436 641 661 755"><i>% of Students Participating in Co-Curricular/Athletics Activities</i></p> <p data-bbox="420 779 678 812">Data Unavailable</p>	<p data-bbox="1396 673 1690 706">Insufficient Sample</p>
<p data-bbox="115 1209 672 1356">● Meeting Target and Improving from Prior Year ● Meeting Target but Not Improving from Prior Year ● Not Meeting Target but Improving from Prior Year ● Not Meeting Target and Not Improving from Prior Year</p>	<p data-bbox="1428 974 1659 998">Additional Metrics</p> <p data-bbox="1197 1047 1270 1128"></p> <p data-bbox="1533 1031 1617 1063">Yes</p> <p data-bbox="1386 1079 1764 1136"><i>School Has a SAC/Parent Advisory Group</i></p> <p data-bbox="1186 1193 1270 1274"></p> <p data-bbox="1533 1177 1617 1209">Yes</p> <p data-bbox="1386 1226 1764 1291"><i>School Has a SAC/Parent Advisory Group That Meets Regularly</i></p> <p data-bbox="1186 1347 1270 1429"></p> <p data-bbox="1554 1331 1596 1364">4</p> <p data-bbox="1365 1380 1785 1445"><i>Number of SAC/Parent Advisory Group Meetings</i></p>

Climate, Culture & Opportunity

Guardrail 4 - Addressing Racist Practices

School Code| 5060 School Name| Jules E. Mastbaum Area Vocational Technical High School

Guardrail 4: Our students' potential will not be limited by practices that perpetuate systemic racism and hinder student achievement.

Suspension Disproportionality				% of Students Receiving Zero Out-of-School Suspensions		
	% of Enrollment (Total Enrollment)		% of Suspensions Given to Each Subgroup	All Students:		
All Students	(668)			Data Unavailable		
American Indian / Alaskan Native	0.2 %	(1)	Data Unavailable			
Asian	1.5 %	(10)	Data Unavailable			
Black / African American	43.9 %	(288)	Data Unavailable			
Hispanic / Latino	45.4 %	(298)	Data Unavailable			
Multi Racial / Other	3.5 %	(23)	Data Unavailable			
Native Hawaiian / Pacific Islander	0.0 %	(0)	Data Unavailable			
White	5.5 %	(36)	Data Unavailable			
English Learners	14.5 %	(95)	Data Unavailable			
Students with IEPs	22.1 %	(145)	Data Unavailable			
Economically Disadvantaged	84.4 %	(554)	Data Unavailable			

Disproportionality in AP, IB, and Dual Enrollment Course Participation			
	All Students	Black / African American	Hispanic / Latino
	Data Unavailable	Data Unavailable	Data Unavailable

- Meeting Target and Improving from Prior Year
- Meeting Target but Not Improving from Prior Year
- Not Meeting Target but Improving from Prior Year
- Not Meeting Target and Not Improving from Prior Year