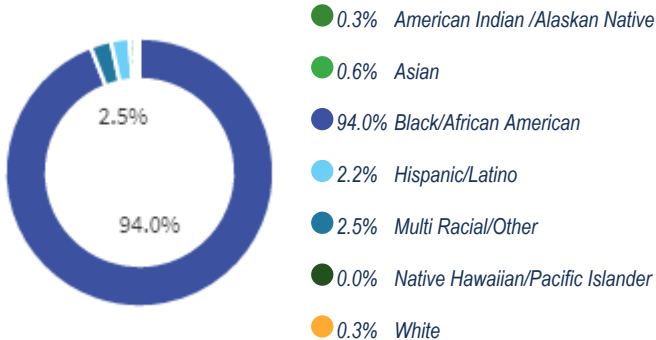


# PARKWAY WEST HIGH SCHOOL

## 2020-21 SCHOOL PROGRESS REPORT ON EDUCATION AND EQUITY

School Code | 5090 Sector | District Network | Network 13  
Principal Name | Ms Kathleen Mc Claddie  
Address | 4725 Fairmount Ave  
Phone | 215-400-7710 Website | philasd.org/parkwaywest  
Report Type | High School Grades in Report | 9-12  
Admissions Category | Special Admit  
Turnaround Model | N/A  
Receives Non-HS Report | No  
Oct 1 Enrollment | 315

### Student Enrollment and Demographics



**319**

Total Number of students Served for  
10+ Days Over the Year

**11.8%**

% Students with IEPs

**3.5%**

% English Learners

**73.0%**

% Economically Disadvantaged

## SPREE Key Metrics - HS Report

Key Metric	Performance Tier
Proficiency - Keystone Algebra 1, Biology, and Literature	Data Not Available Due to COVID-19 for SY2020-2021
Growth - Keystone Algebra 1	Data Not Available Due to COVID-19 for SY2020-2021
Growth - Keystone Biology	Data Not Available Due to COVID-19 for SY2020-2021
Growth - Keystone Literature	Data Not Available Due to COVID-19 for SY2020-2021
Growth - English Learners	Data Not Available Due to COVID-19 for SY2020-2021
Career and Technical Education - Meeting Industry Standards	Data Not Available Due to COVID-19 for SY2020-2021
Graduation Rate - Four-Year Cohort	<b>Not Meeting</b>
Survey - Climate Score	Insufficient Sample for SY2020-2021
Survey - Instruction Score	Insufficient Sample for SY2020-2021
Attendance - 95% or more of days	<b>Not Meeting</b>
Attendance - 90% or more of days	<b>Not Meeting</b>
Survey - Relationship Score	Insufficient Sample for SY2020-2021
Suspensions - Zero Out-of-School	Data Unavailable for SY2020-2021

Due to COVID-19 related school closures and modified testing schedules, there was insufficient state assessment and growth data for SY2020-21 accountability reporting.

# College & Career: Every Student Graduates Ready for College and Careers

## Graduation and College Readiness

School Code| 5090 School Name| Parkway West High School

### Four-Year Cohort Graduation Rate

All Students: 78 Students

Score: 84.6 %



2020-2021 Target: 87.1 %

-2.5 pts from target

2025-2026 Goal: 90.0 %

-5.4 pts from target

NOT MEETING

no data prior year



- Meeting Target and Improving from Prior Year
- Meeting Target but Not Improving from Prior Year
- Not Meeting Target but Improving from Prior Year
- Not Meeting Target and Not Improving from Prior Year

American Indian / Alaskan Native, 0 students

Insufficient Sample

Asian, 0 students

Insufficient Sample

Black / African American, 75 students

Score: 84.0 %

NOT MEETING

no data prior year



Hispanic / Latino, 1 students

Insufficient Sample

Multi Racial / Other, 1 students

Insufficient Sample

Native Hawaiian / Pacific Islander, 0 students

Insufficient Sample

White, 1 students

Insufficient Sample

English Learners, 1 students

Insufficient Sample

Students with IEPs, 15 students

Insufficient Sample

Economically Disadvantaged, 60 students

Score: 85.0 %

NOT MEETING

no data prior year



# College & Career: Every Student Graduates Ready for College and Careers

## Graduation and College Readiness

School Code| 5090 School Name| Parkway West High School

### AP, IB, or Dual Enrollment Courses Metrics

### Other Key Metrics

*% of Students Meeting Standard on AP Exam, on IB Exam, or in Dual Enrollment Courses by End of 12th Grade*

**1.1 %**

1 out of 94 students

*% of Students Participating but Not Passing AP, IB, Dual Enrollment by the End of 12th Grade*

**5.3 %**

5 out of 94 students

*% of Students Not Participating in AP, IB, or Dual Enrollment by the End of 12th Grade*

**93.6 %**

88 out of 94 students

*Ninth-Grade On-Track Rate*

**45.2 %**

28 out of 62 students

*First-Fall Matriculation*

**47.0 %**

31 out of 66 students

*% of Students Completing the FAFSA by End of 12th Grade*

**Data Unavailable**

# Climate, Culture & Opportunity

## Guardrail 1 - Welcoming and Supportive Schools

School Code| 5090 School Name| Parkway West High School

**Guardrail 1:** Every school will be a safe, welcoming and healthy place where our students, staff and community want to be and learn each day. This means that our schools will be: 1) environmentally safe and clean; and 2) spaces with inclusive climates that provide students with access to robust social, emotional, and mental health supports.

School Climate Score	School Climate Survey
Insufficient Sample	Insufficient Sample
	<div style="display: flex; justify-content: space-between; align-items: center;"> <div style="background-color: #1a3d54; color: white; padding: 2px 10px; border-radius: 5px;">Student Rating</div> </div>
	Insufficient Sample
Insufficient Sample	<div style="display: flex; justify-content: space-between; align-items: center;"> <div style="background-color: #1a3d54; color: white; padding: 2px 10px; border-radius: 5px;">Parent Rating</div> </div>
	<div style="display: flex; align-items: center; gap: 10px;"> <div style="font-size: 24px; font-weight: bold; color: #1a3d54;">6.2/10</div> <div style="background-color: #ff9f00; color: white; padding: 5px 10px; border-radius: 10px; font-weight: bold;">NOT MEETING</div> <div style="background-color: #d9d9d9; padding: 5px 10px; border-radius: 10px; font-size: 12px;">no data prior year</div> <div style="background-color: #1a3d54; color: white; border-radius: 50%; width: 20px; height: 20px; display: flex; align-items: center; justify-content: center;">—</div> </div>
	<div style="display: flex; justify-content: space-between; align-items: center;"> <div style="background-color: #1a3d54; color: white; padding: 2px 10px; border-radius: 5px;">Teacher Rating</div> </div>
School Instruction Score	School Instruction Survey
Insufficient Sample	Insufficient Sample
	<div style="display: flex; justify-content: space-between; align-items: center;"> <div style="background-color: #1a3d54; color: white; padding: 2px 10px; border-radius: 5px;">Student Rating</div> </div>
	Insufficient Sample
Insufficient Sample	<div style="display: flex; justify-content: space-between; align-items: center;"> <div style="background-color: #1a3d54; color: white; padding: 2px 10px; border-radius: 5px;">Parent Rating</div> </div>
	<div style="display: flex; align-items: center; gap: 10px;"> <div style="font-size: 24px; font-weight: bold; color: #1a3d54;">6.3/10</div> <div style="background-color: #ff9f00; color: white; padding: 5px 10px; border-radius: 10px; font-weight: bold;">NOT MEETING</div> <div style="background-color: #d9d9d9; padding: 5px 10px; border-radius: 10px; font-size: 12px;">no data prior year</div> <div style="background-color: #1a3d54; color: white; border-radius: 50%; width: 20px; height: 20px; display: flex; align-items: center; justify-content: center;">—</div> </div>
	<div style="display: flex; justify-content: space-between; align-items: center;"> <div style="background-color: #1a3d54; color: white; padding: 2px 10px; border-radius: 5px;">Teacher Rating</div> </div>

- Meeting Target and Improving from Prior Year
- Meeting Target but Not Improving from Prior Year
- Not Meeting Target but Improving from Prior Year
- Not Meeting Target and Not Improving from Prior Year



Yes

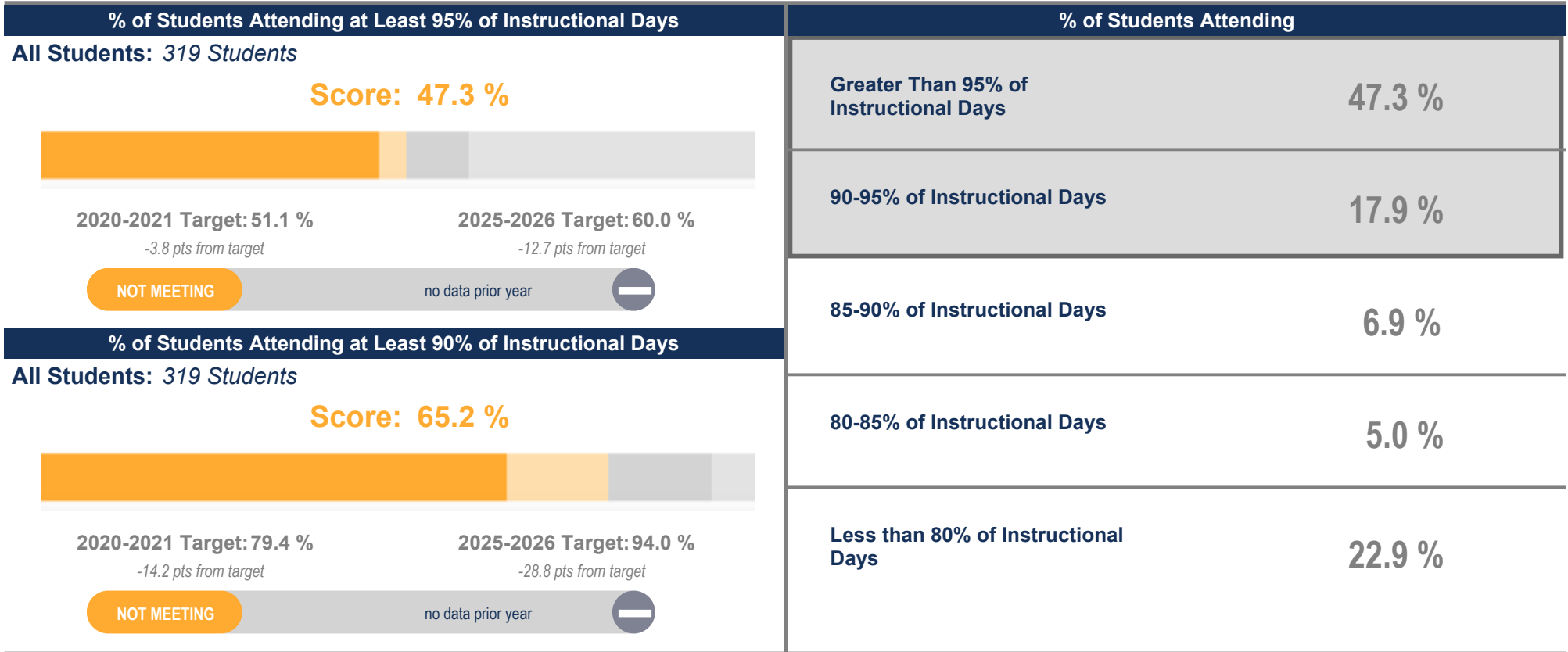
School Has at Least 2 Behavioral/Mental Health Support FTEs per 500 Students

# Climate, Culture & Opportunity

## Guardrail 1 - Welcoming and Supportive Schools

School Code| 5090 School Name| Parkway West High School

**Guardrail 1:** Every school will be a safe, welcoming and healthy place where our students, staff and community want to be and learn each day. This means that our schools will be: 1) environmentally safe and clean; and 2) spaces with inclusive climates that provide students with access to robust social, emotional, and mental health supports.



- Meeting Target and Improving from Prior Year
- Meeting Target but Not Improving from Prior Year
- Not Meeting Target but Improving from Prior Year
- Not Meeting Target and Not Improving from Prior Year

# Climate, Culture & Opportunity










## Guardrail 2 - Enriching and Well-rounded School Experiences

## Guardrail 3 - Partnering with Parents / Family Members

School Code| 5090 School Name| Parkway West High School

**Guardrail 2:** Every student will have a well-rounded education with co-curricular opportunities, including arts and athletics, integrated into the school experience.

**Guardrail 3:** Every parent and guardian will be welcomed and encouraged to be partners in their child's school community.

% of Students Participating in Co-Curricular/Athletics Activities	School Relationship Score								
<p style="text-align: center;">% of Students Participating in Co-Curricular/Athletics Activities</p> <p style="text-align: center;"><b>Data Unavailable</b></p>	<p style="text-align: center;"><b>Insufficient Sample</b></p>								
<ul style="list-style-type: none"> <li><span style="color: blue;">●</span> Meeting Target and Improving from Prior Year</li> <li><span style="color: green;">●</span> Meeting Target but Not Improving from Prior Year</li> <li><span style="color: orange;">●</span> Not Meeting Target but Improving from Prior Year</li> <li><span style="color: red;">●</span> Not Meeting Target and Not Improving from Prior Year</li> </ul>	<table border="1"> <thead> <tr> <th colspan="2" data-bbox="1045 1177 2051 1006">Additional Metrics</th> </tr> </thead> <tbody> <tr> <td data-bbox="1045 1006 1344 1153" style="text-align: center;">  </td> <td data-bbox="1344 1006 2051 1153"> <p style="text-align: center;"><b>Yes</b></p> <p style="text-align: center;"><i>School Has a SAC/Parent Advisory Group</i></p> </td> </tr> <tr> <td data-bbox="1045 1153 1344 1315" style="text-align: center;">  </td> <td data-bbox="1344 1153 2051 1315"> <p style="text-align: center;"><b>No</b></p> <p style="text-align: center;"><i>School Has a SAC/Parent Advisory Group That Meets Regularly</i></p> </td> </tr> <tr> <td data-bbox="1045 1315 1344 1461" style="text-align: center;">  </td> <td data-bbox="1344 1315 2051 1461"> <p style="text-align: center;"><b>1</b></p> <p style="text-align: center;"><i>Number of SAC/Parent Advisory Group Meetings</i></p> </td> </tr> </tbody> </table>	Additional Metrics			<p style="text-align: center;"><b>Yes</b></p> <p style="text-align: center;"><i>School Has a SAC/Parent Advisory Group</i></p>		<p style="text-align: center;"><b>No</b></p> <p style="text-align: center;"><i>School Has a SAC/Parent Advisory Group That Meets Regularly</i></p>		<p style="text-align: center;"><b>1</b></p> <p style="text-align: center;"><i>Number of SAC/Parent Advisory Group Meetings</i></p>
Additional Metrics									
	<p style="text-align: center;"><b>Yes</b></p> <p style="text-align: center;"><i>School Has a SAC/Parent Advisory Group</i></p>								
	<p style="text-align: center;"><b>No</b></p> <p style="text-align: center;"><i>School Has a SAC/Parent Advisory Group That Meets Regularly</i></p>								
	<p style="text-align: center;"><b>1</b></p> <p style="text-align: center;"><i>Number of SAC/Parent Advisory Group Meetings</i></p>								

# Climate, Culture & Opportunity

## Guardrail 4 - Addressing Racist Practices

School Code| 5090 School Name| Parkway West High School

**Guardrail 4:** Our students' potential will not be limited by practices that perpetuate systemic racism and hinder student achievement.

Suspension Disproportionality				% of Students Receiving Zero Out-of-School Suspensions		
	% of Enrollment (Total Enrollment)		% of Suspensions Given to Each Subgroup	All Students:		
All Students		(319)		Data Unavailable		
American Indian / Alaskan Native	0.3 %	(1)	Data Unavailable			
Asian	0.6 %	(2)	Data Unavailable			
Black / African American	94.0 %	(296)	Data Unavailable			
Hispanic / Latino	2.2 %	(7)	Data Unavailable			
Multi Racial / Other	2.5 %	(8)	Data Unavailable			
Native Hawaiian / Pacific Islander	0.0 %	(0)	Data Unavailable			
White	0.3 %	(1)	Data Unavailable			
English Learners	3.5 %	(11)	Data Unavailable			
Students with IEPs	11.8 %	(37)	Data Unavailable			
Economically Disadvantaged	73.0 %	(230)	Data Unavailable			
Disproportionality in AP, IB, and Dual Enrollment Course Participation						
	All Students	Black / African American	Hispanic / Latino			
	58.5 %	57.8 %	100.0 %			
<ul style="list-style-type: none"> <li><span style="color: blue;">●</span> Meeting Target and Improving from Prior Year</li> <li><span style="color: green;">●</span> Meeting Target but Not Improving from Prior Year</li> <li><span style="color: orange;">●</span> Not Meeting Target but Improving from Prior Year</li> <li><span style="color: red;">●</span> Not Meeting Target and Not Improving from Prior Year</li> </ul>						