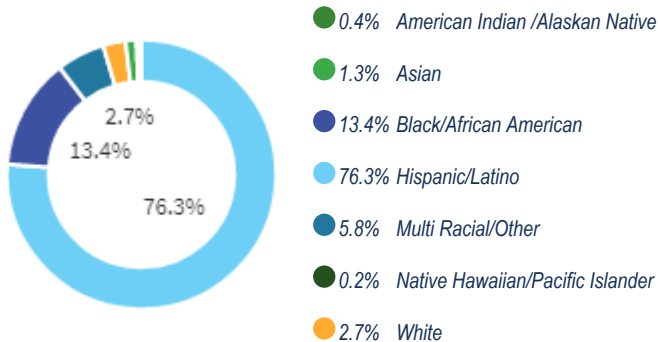


WILLIAM H. HUNTER SCHOOL

2020-21 SCHOOL PROGRESS REPORT ON EDUCATION AND EQUITY

School Code | 5330 Sector | District Network | Network 5
Principal Name | Ms Heather Miller
Address | 2400 N Front St
Phone | 215-400-7110 Website | philasd.org/hunter
Report Type | K-8 School Grades in Report | K-8
Admissions Category | Neighborhood
Turnaround Model | N/A
Receives HS Report | No
Oct 1 Enrollment | 522

Student Enrollment and Demographics



540

Total Number of students Served for
10+ Days Over the Year

28.5%

% Students with IEPs

10.3%

% English Learners

88.5%

% Economically Disadvantaged

SPREE Key Metrics - K-8 Report

Key Metric	Performance Tier
Proficiency - PSSA English Language Arts	Data Not Available Due to COVID-19 for SY2020-21
Growth - PSSA English Language Arts	Data Not Available Due to COVID-19 for SY2020-21
Growth - English Learners	Data Not Available Due to COVID-19 for SY2020-21
Proficiency - PSSA English Language Arts (Grade 3 only)	Data Not Available Due to COVID-19 for SY2020-21
Proficiency - PSSA Math	Data Not Available Due to COVID-19 for SY2020-21
Growth - PSSA Math	Data Not Available Due to COVID-19 for SY2020-21
Survey - Climate Score	Not Meeting
Survey - Instruction Score	Not Meeting
Attendance - 95% or more of days	Not Meeting
Attendance - 90% or more of days	Not Meeting
Survey - Relationship Score	Insufficient Sample for SY2020-21
Suspensions - Zero Out-of-School	Data Unavailable for SY2020-21

Due to COVID-19 related school closures and modified testing schedules, there was insufficient state assessment and growth data for SY2020-21 accountability reporting.

Climate, Culture & Opportunity

Guardrail 1 - Welcoming and Supportive Schools

School Code| 5330 School Name| William H. Hunter School

Guardrail 1: Every school will be a safe, welcoming and healthy place where our students, staff and community want to be and learn each day. This means that our schools will be: 1) environmentally safe and clean; and 2) spaces with inclusive climates that provide students with access to robust social, emotional, and mental health supports.

School Climate Score	School Climate Survey
<p>Score: 6.8</p> <p>2020-2021 Target: 7.0 -0.2 pts from target</p> <p>2025-2026 Target: 7.0 -0.2 pts from target</p> <p>NOT MEETING no data prior year</p>	<p>7.4/10</p> <p>Student Rating MEETING no data prior year</p> <hr/> <p>Parent Rating Insufficient Sample</p> <hr/> <p>6.5/10</p> <p>Teacher Rating NOT MEETING no data prior year</p>
School Instruction Score	School Instruction Survey
<p>Score: 7.6</p> <p>2020-2021 Target: 8.0 -0.4 pts from target</p> <p>2025-2026 Target: 8.0 -0.4 pts from target</p> <p>NOT MEETING no data prior year</p>	<p>8.1/10</p> <p>Student Rating MEETING no data prior year</p> <hr/> <p>Parent Rating Insufficient Sample</p> <hr/> <p>7.1/10</p> <p>Teacher Rating NOT MEETING no data prior year</p>

- Meeting Target and Improving from Prior Year
- Meeting Target but Not Improving from Prior Year
- Not Meeting Target but Improving from Prior Year
- Not Meeting Target and Not Improving from Prior Year



Yes

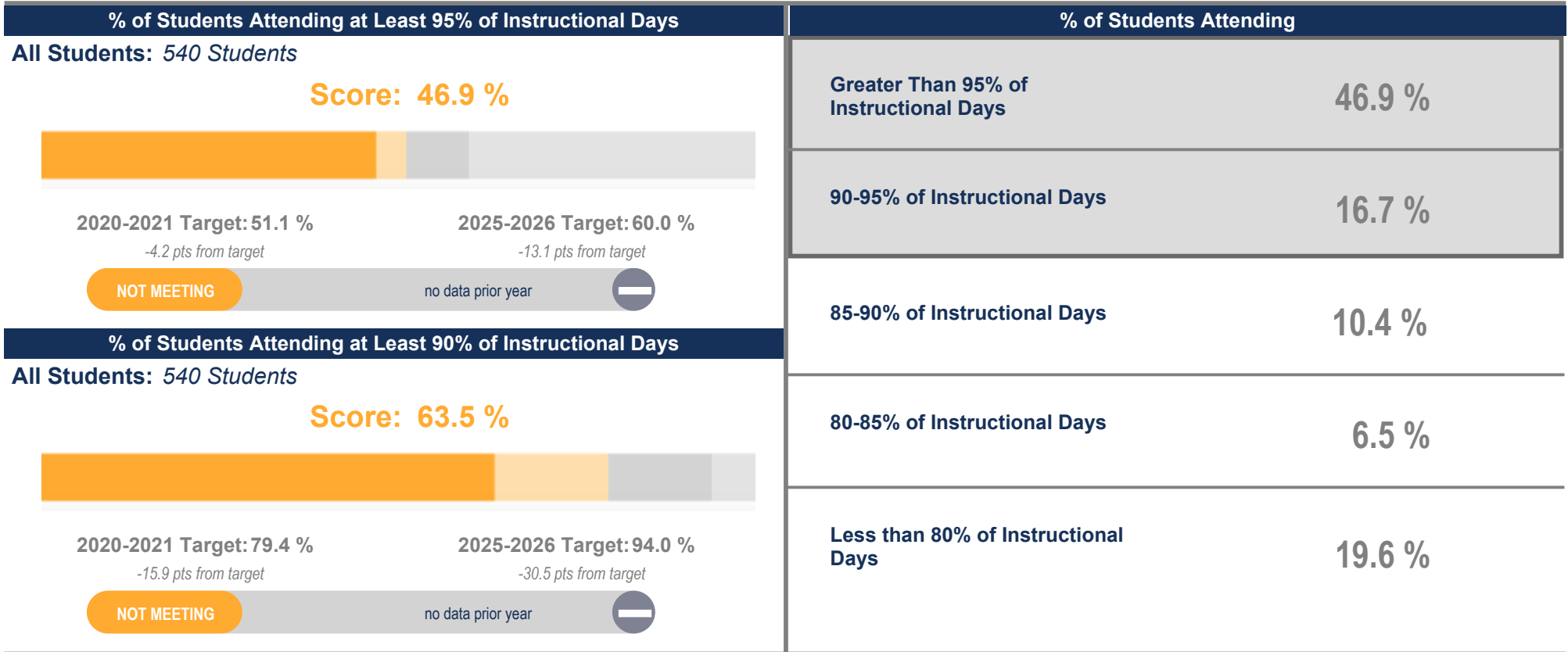
School Has at Least 2 Behavioral/Mental Health Support FTEs per 500 Students

Climate, Culture & Opportunity

Guardrail 1 - Welcoming and Supportive Schools

School Code| 5330 School Name| William H. Hunter School

Guardrail 1: Every school will be a safe, welcoming and healthy place where our students, staff and community want to be and learn each day. This means that our schools will be: 1) environmentally safe and clean; and 2) spaces with inclusive climates that provide students with access to robust social, emotional, and mental health supports.



- Meeting Target and Improving from Prior Year
- Meeting Target but Not Improving from Prior Year
- Not Meeting Target but Improving from Prior Year
- Not Meeting Target and Not Improving from Prior Year

Climate, Culture & Opportunity




Guardrail 2 - Enriching and Well-rounded School Experiences

Guardrail 3 - Partnering with Parents / Family Members

School Code| 5330 School Name| William H. Hunter School

Guardrail 2: Every student will have a well-rounded education with co-curricular opportunities, including arts and athletics, integrated into the school experience.

Guardrail 3: Every parent and guardian will be welcomed and encouraged to be partners in their child's school community.

% of Students Participating in Visual / Performing Arts	School Relationship Score
<p data-bbox="415 641 682 722"><i>% of Students Participating in Visual / Performing Arts</i></p> <p data-bbox="487 787 613 836">99.6 %</p> <p data-bbox="409 873 697 901"><i>512 out of 514 Students</i></p>	<p data-bbox="1396 678 1690 711">Insufficient Sample</p>
<p data-bbox="115 1299 672 1437">● Meeting Target and Improving from Prior Year ● Meeting Target but Not Improving from Prior Year ● Not Meeting Target but Improving from Prior Year ● Not Meeting Target and Not Improving from Prior Year</p>	<p data-bbox="1428 977 1659 1003">Additional Metrics</p> <p data-bbox="1197 1047 1270 1128"></p> <p data-bbox="1533 1036 1606 1071">Yes</p> <p data-bbox="1386 1088 1764 1144"><i>School Has a SAC/Parent Advisory Group</i></p> <p data-bbox="1186 1193 1270 1274"></p> <p data-bbox="1533 1188 1606 1226">Yes</p> <p data-bbox="1386 1242 1764 1299"><i>School Has a SAC/Parent Advisory Group That Meets Regularly</i></p> <p data-bbox="1186 1356 1270 1437"></p> <p data-bbox="1554 1339 1585 1372">4</p> <p data-bbox="1365 1388 1785 1445"><i>Number of SAC/Parent Advisory Group Meetings</i></p>

Climate, Culture & Opportunity

Guardrail 4 - Addressing Racist Practices

School Code| 5330 School Name| William H. Hunter School

Guardrail 4: Our students' potential will not be limited by practices that perpetuate systemic racism and hinder student achievement.

Suspension Disproportionality				% of Students Receiving Zero Out-of-School Suspensions		
	% of Enrollment (Total Enrollment)	(Total Enrollment)	% of Suspensions Given to Each Subgroup	All Students:		
All Students		(540)		Data Unavailable		
American Indian / Alaskan Native	0.4 %	(2)	Data Unavailable			
Asian	1.3 %	(7)	Data Unavailable			
Black / African American	13.4 %	(70)	Data Unavailable			
Hispanic / Latino	76.3 %	(398)	Data Unavailable			
Multi Racial / Other	5.8 %	(30)	Data Unavailable			
Native Hawaiian / Pacific Islander	0.2 %	(1)	Data Unavailable			
White	2.7 %	(14)	Data Unavailable			
English Learners	10.3 %	(54)	Data Unavailable			
Students with IEPs	28.5 %	(149)	Data Unavailable			
Economically Disadvantaged	88.5 %	(462)	Data Unavailable			
				% of Students Qualified to Attend Special Admission High Schools		
	All Students	Black / African American	Hispanic / Latino			
	10.7 %	Insufficient Sample	12.3 %			

- Meeting Target and Improving from Prior Year
- Meeting Target but Not Improving from Prior Year
- Not Meeting Target but Improving from Prior Year
- Not Meeting Target and Not Improving from Prior Year