

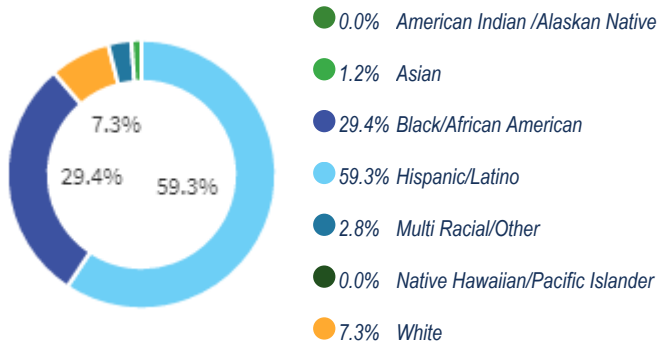


KENSINGTON HIGH SCHOOL FOR CREATIVE AND PERFORMING ARTS

2020-21 SCHOOL PROGRESS REPORT ON EDUCATION AND EQUITY

School Code | 5520 Sector | District Network | Network 4
Principal Name | Ms Patricia Mcdermott
Address | 1901 N Front St
Phone | 215-400-7400 Website | philasd.org/kcaca
Report Type | High School Grades in Report | 9-12
Admissions Category | Neighborhood
Turnaround Model | N/A
Receives Non-HS Report | No
Oct 1 Enrollment | 504

Student Enrollment and Demographics



553

Total Number of students Served for
10+ Days Over the Year

25.4%

% Students with IEPs

15.5%

% English Learners

86.1%

% Economically Disadvantaged

SPREE Key Metrics - HS Report

| Key Metric | Performance Tier |
|---|--|
| Proficiency - Keystone Algebra 1, Biology, and Literature | Data Not Available Due to COVID-19 for SY2020-2021 |
| Growth - Keystone Algebra 1 | Data Not Available Due to COVID-19 for SY2020-2021 |
| Growth - Keystone Biology | Data Not Available Due to COVID-19 for SY2020-2021 |
| Growth - Keystone Literature | Data Not Available Due to COVID-19 for SY2020-2021 |
| Growth - English Learners | Data Not Available Due to COVID-19 for SY2020-2021 |
| Career and Technical Education - Meeting Industry Standards | Data Not Available Due to COVID-19 for SY2020-2021 |
| Graduation Rate - Four-Year Cohort | Not Meeting |
| Survey - Climate Score | Not Meeting |
| Survey - Instruction Score | Not Meeting |
| Attendance - 95% or more of days | Not Meeting |
| Attendance - 90% or more of days | Not Meeting |
| Survey - Relationship Score | Insufficient Sample for SY2020-2021 |
| Suspensions - Zero Out-of-School | Data Unavailable for SY2020-2021 |

Due to COVID-19 related school closures and modified testing schedules, there was insufficient state assessment and growth data for SY2020-21 accountability reporting.

College & Career: Every Student Graduates Ready for College and Careers

Graduation and College Readiness

School Code| 5520 School Name| Kensington High School for Creative and Performing Arts

Four-Year Cohort Graduation Rate

All Students: 130 Students

Score: 79.2 %



2020-2021 Target: 87.1 %

-7.9 pts from target

2025-2026 Goal: 90.0 %

-10.8 pts from target

NOT MEETING

no data prior year



- Meeting Target and Improving from Prior Year
- Meeting Target but Not Improving from Prior Year
- Not Meeting Target but Improving from Prior Year
- Not Meeting Target and Not Improving from Prior Year

American Indian / Alaskan Native, 0 students

Insufficient Sample

Asian, 4 students

Insufficient Sample

Black / African American, 38 students

Score: 79.0 %

NOT MEETING

no data prior year



Hispanic / Latino, 75 students

Score: 80.0 %

NOT MEETING

no data prior year



Multi Racial / Other, 4 students

Insufficient Sample

Native Hawaiian / Pacific Islander, 0 students

Insufficient Sample

White, 9 students

Insufficient Sample

English Learners, 25 students

Score: 80.0 %

NOT MEETING

no data prior year



Students with IEPs, 33 students

Score: 72.7 %

NOT MEETING

no data prior year



Economically Disadvantaged, 114 students

Score: 80.7 %

NOT MEETING

no data prior year



College & Career: Every Student Graduates Ready for College and Careers

Graduation and College Readiness

School Code| 5520 School Name| Kensington High School for Creative and Performing Arts

AP, IB, or Dual Enrollment Courses Metrics

Other Key Metrics

% of Students Meeting Standard on AP Exam, on IB Exam, or in Dual Enrollment Courses by End of 12th Grade

0.0 %

0 out of 117 students

% of Students Participating but Not Passing AP, IB, Dual Enrollment by the End of 12th Grade

0.0 %

0 out of 117 students

% of Students Not Participating in AP, IB, or Dual Enrollment by the End of 12th Grade

100.0 %

117 out of 117 students

Ninth-Grade On-Track Rate

63.2 %

60 out of 95 students

First-Fall Matriculation

18.3 %

19 out of 104 students

% of Students Completing the FAFSA by End of 12th Grade

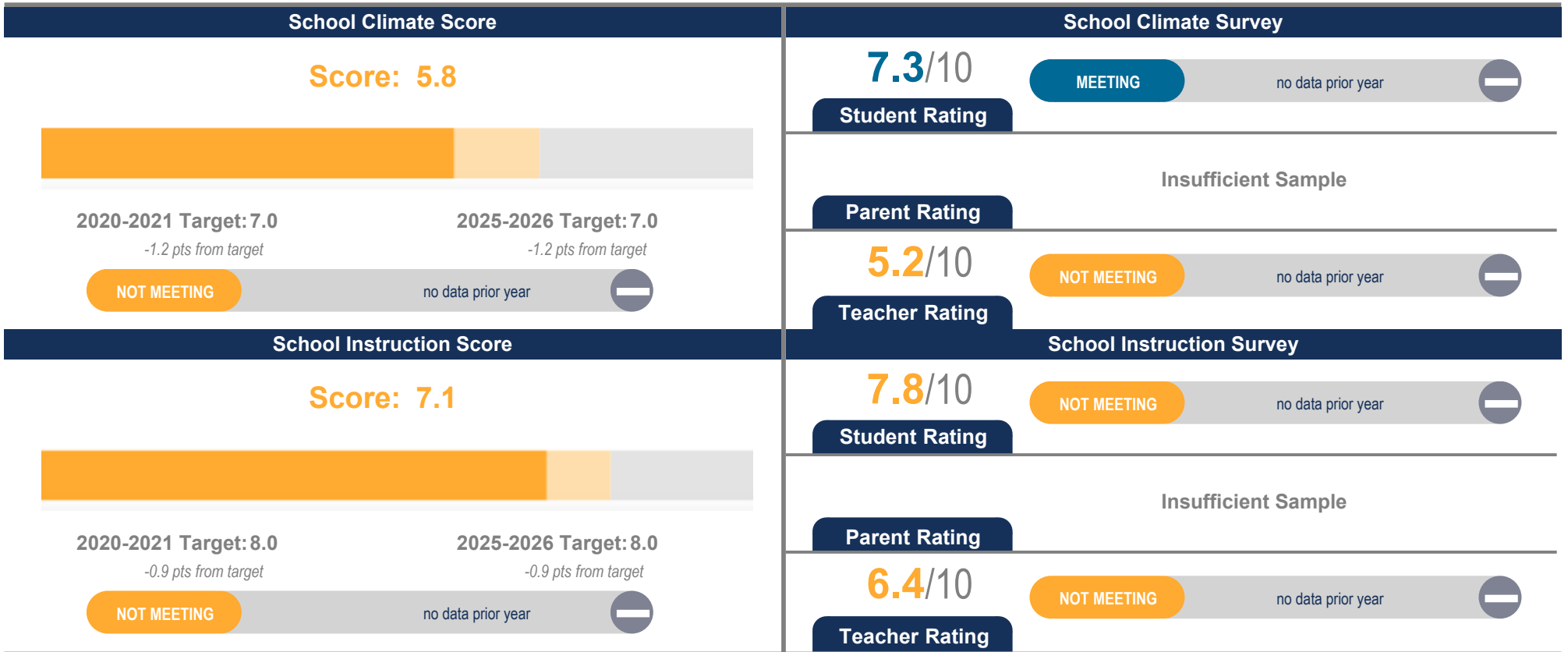
Data Unavailable

Climate, Culture & Opportunity

Guardrail 1 - Welcoming and Supportive Schools

School Code| 5520 School Name| Kensington High School for Creative and Performing Arts

Guardrail 1: Every school will be a safe, welcoming and healthy place where our students, staff and community want to be and learn each day. This means that our schools will be: 1) environmentally safe and clean; and 2) spaces with inclusive climates that provide students with access to robust social, emotional, and mental health supports.



- Meeting Target and Improving from Prior Year
- Meeting Target but Not Improving from Prior Year
- Not Meeting Target but Improving from Prior Year
- Not Meeting Target and Not Improving from Prior Year



Yes

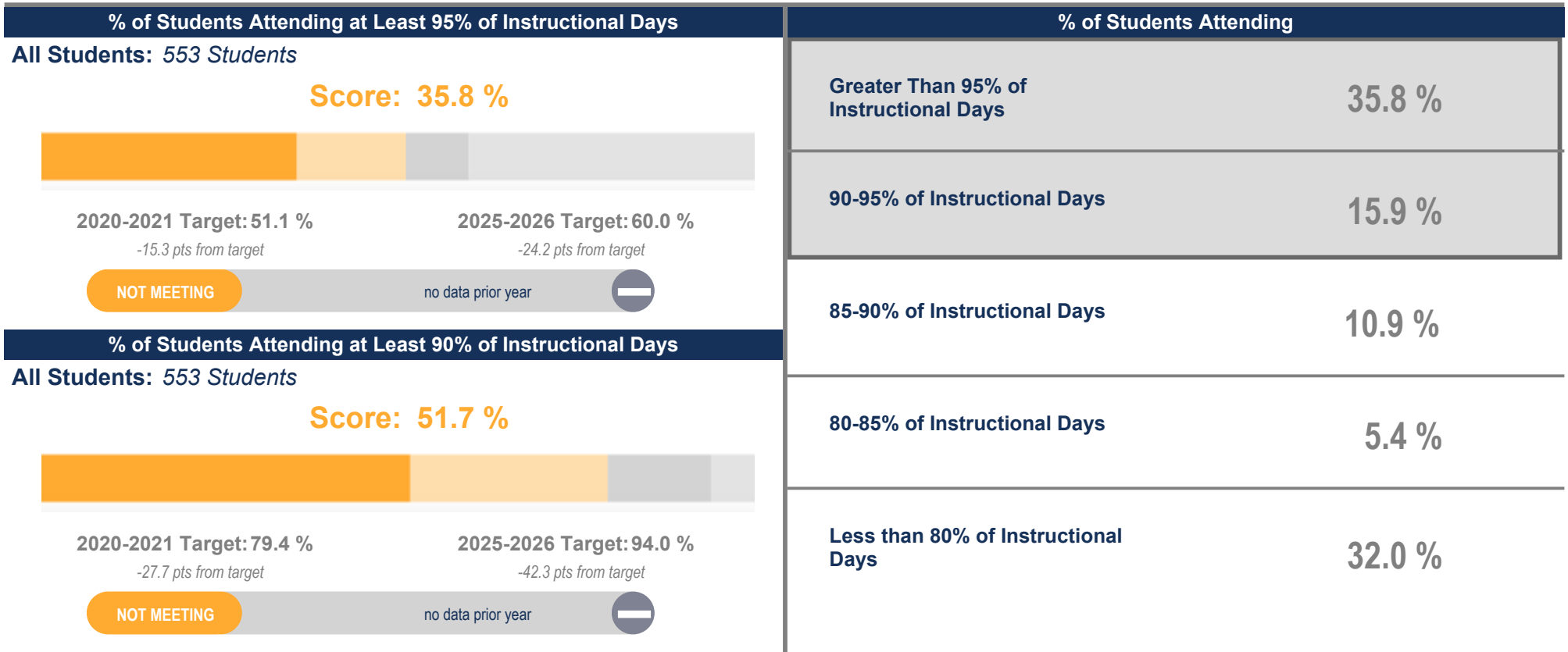
School Has at Least 2 Behavioral/Mental Health Support FTEs per 500 Students

Climate, Culture & Opportunity

Guardrail 1 - Welcoming and Supportive Schools

School Code| 5520 School Name| Kensington High School for Creative and Performing Arts

Guardrail 1: Every school will be a safe, welcoming and healthy place where our students, staff and community want to be and learn each day. This means that our schools will be: 1) environmentally safe and clean; and 2) spaces with inclusive climates that provide students with access to robust social, emotional, and mental health supports.



- Meeting Target and Improving from Prior Year
- Meeting Target but Not Improving from Prior Year
- Not Meeting Target but Improving from Prior Year
- Not Meeting Target and Not Improving from Prior Year

Climate, Culture & Opportunity




Guardrail 2 - Enriching and Well-rounded School Experiences

Guardrail 3 - Partnering with Parents / Family Members

School Code| 5520 School Name| Kensington High School for Creative and Performing Arts

Guardrail 2: Every student will have a well-rounded education with co-curricular opportunities, including arts and athletics, integrated into the school experience.

Guardrail 3: Every parent and guardian will be welcomed and encouraged to be partners in their child's school community.

| % of Students Participating in Co-Curricular/Athletics Activities | School Relationship Score |
|--|---|
| <p data-bbox="436 641 661 755"><i>% of Students Participating in Co-Curricular/Athletics Activities</i></p> <p data-bbox="420 779 678 812">Data Unavailable</p> | <p data-bbox="1396 673 1690 706">Insufficient Sample</p> |
| <p data-bbox="115 1209 672 1356">● Meeting Target and Improving from Prior Year ● Meeting Target but Not Improving from Prior Year ● Not Meeting Target but Improving from Prior Year ● Not Meeting Target and Not Improving from Prior Year</p> | <p data-bbox="1428 974 1659 998">Additional Metrics</p> <p data-bbox="1197 1047 1270 1128"></p> <p data-bbox="1533 1031 1617 1063">Yes</p> <p data-bbox="1386 1079 1764 1136"><i>School Has a SAC/Parent Advisory Group</i></p> <p data-bbox="1186 1193 1270 1274"></p> <p data-bbox="1533 1177 1617 1209">Yes</p> <p data-bbox="1386 1234 1764 1291"><i>School Has a SAC/Parent Advisory Group That Meets Regularly</i></p> <p data-bbox="1186 1347 1270 1429"></p> <p data-bbox="1554 1331 1596 1364">5</p> <p data-bbox="1365 1388 1785 1445"><i>Number of SAC/Parent Advisory Group Meetings</i></p> |

Climate, Culture & Opportunity

Guardrail 4 - Addressing Racist Practices

School Code| 5520 School Name| Kensington High School for Creative and Performing Arts

Guardrail 4: Our students' potential will not be limited by practices that perpetuate systemic racism and hinder student achievement.

| Suspension Disproportionality | | | | % of Students Receiving Zero Out-of-School Suspensions | | |
|--|---------------------------------------|-----------------------------|--|--|--|--|
| | % of Enrollment (Total Enrollment) | | % of Suspensions Given to Each Subgroup | All Students: | | |
| All Students | (553) | | | Data Unavailable | | |
| American Indian / Alaskan Native | 0.0 % | (0) | Data Unavailable | | | |
| Asian | 1.2 % | (6) | Data Unavailable | | | |
| Black / African American | 29.4 % | (148) | Data Unavailable | | | |
| Hispanic / Latino | 59.3 % | (299) | Data Unavailable | | | |
| Multi Racial / Other | 2.8 % | (14) | Data Unavailable | | | |
| Native Hawaiian / Pacific Islander | 0.0 % | (0) | Data Unavailable | | | |
| White | 7.3 % | (37) | Data Unavailable | | | |
| English Learners | 15.5 % | (78) | Data Unavailable | | | |
| Students with IEPs | 25.4 % | (128) | Data Unavailable | | | |
| Economically Disadvantaged | 86.1 % | (434) | Data Unavailable | | | |
| Disproportionality in AP, IB, and Dual Enrollment Course Participation | | | | | | |
| | All Students | Black / African American | Hispanic / Latino | | | |
| | 20.5 % | 20.7 % | 17.6 % | | | |
| <ul style="list-style-type: none"> ● Meeting Target and Improving from Prior Year ● Meeting Target but Not Improving from Prior Year ● Not Meeting Target but Improving from Prior Year ● Not Meeting Target and Not Improving from Prior Year | | | | | | |