

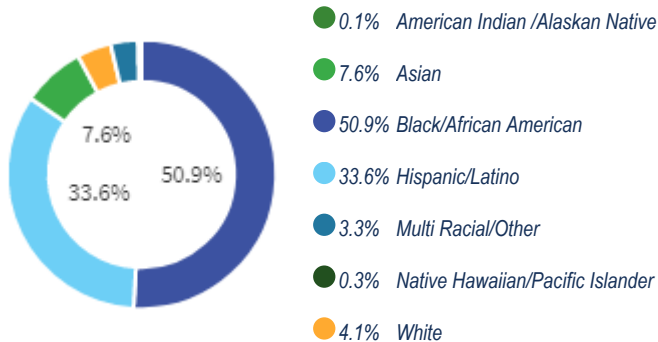


SAMUEL FELS HIGH SCHOOL

2020-21 SCHOOL PROGRESS REPORT ON EDUCATION AND EQUITY

School Code | 7120 Sector | District Network | Network 13
Principal Name | Ms Lillian Izzard
Address | 5500 Langdon St
Phone | 215-400-7100 Website | philasd.org/fels
Report Type | High School Grades in Report | 9-12
Admissions Category | Neighborhood
Turnaround Model | N/A
Receives Non-HS Report | No
Oct 1 Enrollment | 919

Student Enrollment and Demographics



982

Total Number of students Served for
10+ Days Over the Year

24.0%

% Students with IEPs

30.3%

% English Learners

70.4%

% Economically Disadvantaged

SPREE Key Metrics - HS Report

Key Metric	Performance Tier
Proficiency - Keystone Algebra 1, Biology, and Literature	Data Not Available Due to COVID-19 for SY2020-2021
Growth - Keystone Algebra 1	Data Not Available Due to COVID-19 for SY2020-2021
Growth - Keystone Biology	Data Not Available Due to COVID-19 for SY2020-2021
Growth - Keystone Literature	Data Not Available Due to COVID-19 for SY2020-2021
Growth - English Learners	Data Not Available Due to COVID-19 for SY2020-2021
Career and Technical Education - Meeting Industry Standards	Data Not Available Due to COVID-19 for SY2020-2021
Graduation Rate - Four-Year Cohort	Not Meeting
Survey - Climate Score	Not Meeting
Survey - Instruction Score	Not Meeting
Attendance - 95% or more of days	Not Meeting
Attendance - 90% or more of days	Not Meeting
Survey - Relationship Score	Insufficient Sample for SY2020-2021
Suspensions - Zero Out-of-School	Data Unavailable for SY2020-2021

Due to COVID-19 related school closures and modified testing schedules, there was insufficient state assessment and growth data for SY2020-21 accountability reporting.

College & Career: Every Student Graduates Ready for College and Careers

Graduation and College Readiness

School Code| 7120 School Name| Samuel Fels High School

Four-Year Cohort Graduation Rate

All Students: 239 Students

Score: 70.7 %



2020-2021 Target: 87.1 %

-16.4 pts from target

2025-2026 Goal: 90.0 %

-19.3 pts from target

NOT MEETING

no data prior year



- Meeting Target and Improving from Prior Year
- Meeting Target but Not Improving from Prior Year
- Not Meeting Target but Improving from Prior Year
- Not Meeting Target and Not Improving from Prior Year

American Indian / Alaskan Native, 0 students

Insufficient Sample

Asian, 19 students

Insufficient Sample

Black / African American, 135 students

Score: 73.3 %

NOT MEETING

no data prior year



Hispanic / Latino, 68 students

Score: 67.7 %

NOT MEETING

no data prior year



Multi Racial / Other, 4 students

Insufficient Sample

Native Hawaiian / Pacific Islander, 1 students

Insufficient Sample

White, 12 students

Insufficient Sample

English Learners, 77 students

Score: 72.7 %

NOT MEETING

no data prior year



Students with IEPs, 61 students

Score: 60.7 %

NOT MEETING

no data prior year



Economically Disadvantaged, 176 students

Score: 71.0 %

NOT MEETING

no data prior year



College & Career: Every Student Graduates Ready for College and Careers

Graduation and College Readiness

School Code| 7120 School Name| Samuel Fels High School

AP, IB, or Dual Enrollment Courses Metrics

Other Key Metrics

% of Students Meeting Standard on AP Exam, on IB Exam, or in Dual Enrollment Courses by End of 12th Grade

0.0 %

0 out of 174 students

% of Students Participating but Not Passing AP, IB, Dual Enrollment by the End of 12th Grade

11.5 %

20 out of 174 students

Ninth-Grade On-Track Rate

66.0 %

124 out of 188 students

First-Fall Matriculation

22.9 %

38 out of 166 students

% of Students Not Participating in AP, IB, or Dual Enrollment by the End of 12th Grade

88.5 %

154 out of 174 students

% of Students Completing the FAFSA by End of 12th Grade

Data Unavailable

Climate, Culture & Opportunity

Guardrail 1 - Welcoming and Supportive Schools

School Code| 7120 School Name| Samuel Fels High School

Guardrail 1: Every school will be a safe, welcoming and healthy place where our students, staff and community want to be and learn each day. This means that our schools will be: 1) environmentally safe and clean; and 2) spaces with inclusive climates that provide students with access to robust social, emotional, and mental health supports.

School Climate Score	School Climate Survey
<p>Score: 5.6</p> <p>2020-2021 Target: 7.0 -1.4 pts from target</p> <p>2025-2026 Target: 7.0 -1.4 pts from target</p> <p>NOT MEETING no data prior year</p>	<p>7.2/10</p> <p>MEETING no data prior year</p> <p>Student Rating</p> <hr/> <p>Insufficient Sample</p> <p>Parent Rating</p> <hr/> <p>4.9/10</p> <p>NOT MEETING no data prior year</p> <p>Teacher Rating</p>
School Instruction Score	School Instruction Survey
<p>Score: 7.1</p> <p>2020-2021 Target: 8.0 -0.9 pts from target</p> <p>2025-2026 Target: 8.0 -0.9 pts from target</p> <p>NOT MEETING no data prior year</p>	<p>7.8/10</p> <p>NOT MEETING no data prior year</p> <p>Student Rating</p> <hr/> <p>Insufficient Sample</p> <p>Parent Rating</p> <hr/> <p>6.3/10</p> <p>NOT MEETING no data prior year</p> <p>Teacher Rating</p>

- Meeting Target and Improving from Prior Year
- Meeting Target but Not Improving from Prior Year
- Not Meeting Target but Improving from Prior Year
- Not Meeting Target and Not Improving from Prior Year



Yes

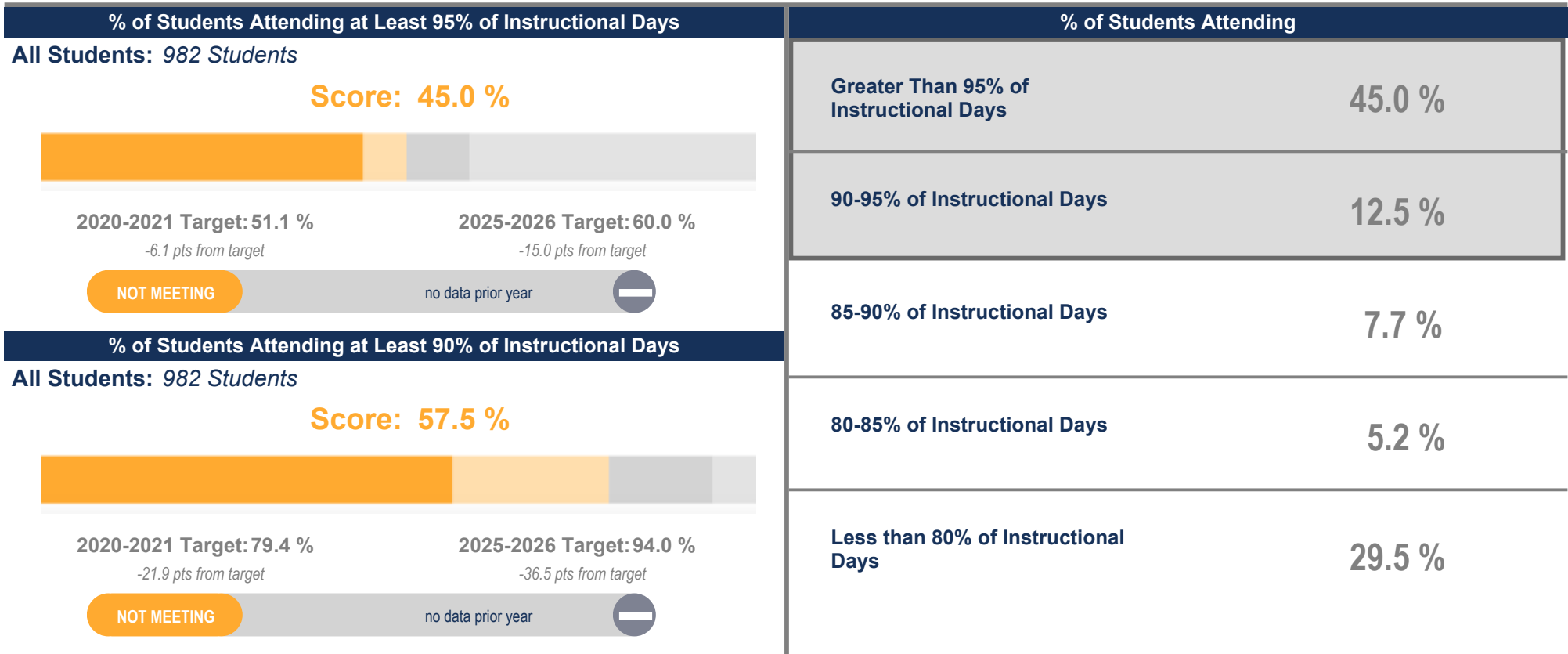
School Has at Least 2 Behavioral/Mental Health Support FTEs per 500 Students

Climate, Culture & Opportunity

Guardrail 1 - Welcoming and Supportive Schools

School Code| 7120 School Name| Samuel Fels High School

Guardrail 1: Every school will be a safe, welcoming and healthy place where our students, staff and community want to be and learn each day. This means that our schools will be: 1) environmentally safe and clean; and 2) spaces with inclusive climates that provide students with access to robust social, emotional, and mental health supports.



- Meeting Target and Improving from Prior Year
- Meeting Target but Not Improving from Prior Year
- Not Meeting Target but Improving from Prior Year
- Not Meeting Target and Not Improving from Prior Year

Climate, Culture & Opportunity




Guardrail 2 - Enriching and Well-rounded School Experiences

Guardrail 3 - Partnering with Parents / Family Members

School Code| 7120 School Name| Samuel Fels High School

Guardrail 2: Every student will have a well-rounded education with co-curricular opportunities, including arts and athletics, integrated into the school experience.

Guardrail 3: Every parent and guardian will be welcomed and encouraged to be partners in their child's school community.

% of Students Participating in Co-Curricular/Athletics Activities	School Relationship Score
<p data-bbox="436 641 661 755"><i>% of Students Participating in Co-Curricular/Athletics Activities</i></p> <p data-bbox="420 779 678 812">Data Unavailable</p>	<p data-bbox="1396 673 1690 706">Insufficient Sample</p>
<p data-bbox="115 1209 672 1356">● Meeting Target and Improving from Prior Year ● Meeting Target but Not Improving from Prior Year ● Not Meeting Target but Improving from Prior Year ● Not Meeting Target and Not Improving from Prior Year</p>	<p data-bbox="1428 974 1659 998">Additional Metrics</p> <p data-bbox="1197 1047 1270 1128"></p> <p data-bbox="1533 1031 1606 1063">Yes</p> <p data-bbox="1386 1079 1764 1136"><i>School Has a SAC/Parent Advisory Group</i></p> <p data-bbox="1186 1193 1270 1274"></p> <p data-bbox="1533 1177 1606 1209">Yes</p> <p data-bbox="1386 1234 1764 1291"><i>School Has a SAC/Parent Advisory Group That Meets Regularly</i></p> <p data-bbox="1186 1347 1270 1429"></p> <p data-bbox="1554 1331 1585 1364">4</p> <p data-bbox="1365 1388 1785 1445"><i>Number of SAC/Parent Advisory Group Meetings</i></p>

Climate, Culture & Opportunity

Guardrail 4 - Addressing Racist Practices

School Code| 7120 School Name| Samuel Fels High School

Guardrail 4: Our students' potential will not be limited by practices that perpetuate systemic racism and hinder student achievement.

Suspension Disproportionality				% of Students Receiving Zero Out-of-School Suspensions		
	% of Enrollment (Total Enrollment)		% of Suspensions Given to Each Subgroup	All Students:		
All Students	(982)			Data Unavailable		
American Indian / Alaskan Native	0.1 %	(1)	Data Unavailable			
Asian	7.6 %	(70)	Data Unavailable			
Black / African American	50.9 %	(468)	Data Unavailable			
Hispanic / Latino	33.6 %	(309)	Data Unavailable			
Multi Racial / Other	3.3 %	(30)	Data Unavailable			
Native Hawaiian / Pacific Islander	0.3 %	(3)	Data Unavailable			
White	4.1 %	(38)	Data Unavailable			
English Learners	30.3 %	(278)	Data Unavailable			
Students with IEPs	24.0 %	(221)	Data Unavailable			
Economically Disadvantaged	70.4 %	(647)	Data Unavailable			
Disproportionality in AP, IB, and Dual Enrollment Course Participation						
	All Students	Black / African American	Hispanic / Latino			
	23.0 %	22.9 %	20.4 %			
<ul style="list-style-type: none"> ● Meeting Target and Improving from Prior Year ● Meeting Target but Not Improving from Prior Year ● Not Meeting Target but Improving from Prior Year ● Not Meeting Target and Not Improving from Prior Year 						