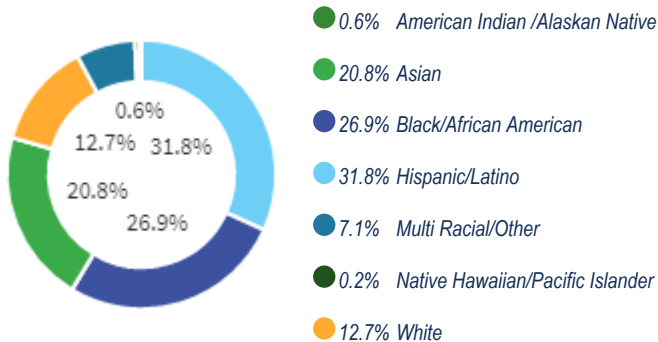


WOODROW WILSON SCHOOL

2020-21 SCHOOL PROGRESS REPORT ON EDUCATION AND EQUITY

School Code | 8120 Sector | District Network | Network 8
Principal Name | Mr Shawn Mcguigan
Address | 1800 Cottman Ave
Phone | 215-400-3190 Website | philasd.org/wwilson
Report Type | Middle School Grades in Report | 6-8
Admissions Category | Neighborhood
Turnaround Model | N/A
Receives HS Report | No
Oct 1 Enrollment | 1375

Student Enrollment and Demographics



1448

Total Number of students Served for
10+ Days Over the Year

13.0%

% Students with IEPs

31.3%

% English Learners

70.8%

% Economically Disadvantaged

SPREE Key Metrics - K-8 Report

Key Metric	Performance Tier
Proficiency - PSSA English Language Arts	Data Not Available Due to COVID-19 for SY2020-21
Growth - PSSA English Language Arts	Data Not Available Due to COVID-19 for SY2020-21
Growth - English Learners	Data Not Available Due to COVID-19 for SY2020-21
Proficiency - PSSA English Language Arts (Grade 3 only)	Ineligible by Report Type for SY2020-21
Proficiency - PSSA Math	Data Not Available Due to COVID-19 for SY2020-21
Growth - PSSA Math	Data Not Available Due to COVID-19 for SY2020-21
Survey - Climate Score	Not Meeting
Survey - Instruction Score	Not Meeting
Attendance - 95% or more of days	Meeting
Attendance - 90% or more of days	Meeting
Survey - Relationship Score	Not Meeting
Suspensions - Zero Out-of-School	Data Unavailable for SY2020-21

Due to COVID-19 related school closures and modified testing schedules, there was insufficient state assessment and growth data for SY2020-21 accountability reporting.

Climate, Culture & Opportunity

Guardrail 1 - Welcoming and Supportive Schools

School Code| 8120 School Name| Woodrow Wilson School

Guardrail 1: Every school will be a safe, welcoming and healthy place where our students, staff and community want to be and learn each day. This means that our schools will be: 1) environmentally safe and clean; and 2) spaces with inclusive climates that provide students with access to robust social, emotional, and mental health supports.

School Climate Score	School Climate Survey
<p>Score: 6.6</p> <p>2020-2021 Target: 7.0 -0.4 pts from target</p> <p>2025-2026 Target: 7.0 -0.4 pts from target</p> <p>NOT MEETING no data prior year</p>	<p>7.0/10 MEETING no data prior year</p> <p>Student Rating</p> <hr/> <p>8.3/10 MEETING no data prior year</p> <p>Parent Rating</p> <hr/> <p>5.8/10 NOT MEETING no data prior year</p> <p>Teacher Rating</p>
School Instruction Score	School Instruction Survey
<p>Score: 7.2</p> <p>2020-2021 Target: 8.0 -0.8 pts from target</p> <p>2025-2026 Target: 8.0 -0.8 pts from target</p> <p>NOT MEETING no data prior year</p>	<p>8.1/10 MEETING no data prior year</p> <p>Student Rating</p> <hr/> <p>6.7/10 NOT MEETING no data prior year</p> <p>Parent Rating</p> <hr/> <p>6.8/10 NOT MEETING no data prior year</p> <p>Teacher Rating</p>

- Meeting Target and Improving from Prior Year
- Meeting Target but Not Improving from Prior Year
- Not Meeting Target but Improving from Prior Year
- Not Meeting Target and Not Improving from Prior Year



No



School Has at Least 2 Behavioral/Mental Health Support FTEs per 500 Students

Climate, Culture & Opportunity

Guardrail 1 - Welcoming and Supportive Schools

School Code| 8120 School Name| Woodrow Wilson School

Guardrail 1: Every school will be a safe, welcoming and healthy place where our students, staff and community want to be and learn each day. This means that our schools will be: 1) environmentally safe and clean; and 2) spaces with inclusive climates that provide students with access to robust social, emotional, and mental health supports.

% of Students Attending at Least 95% of Instructional Days	% of Students Attending						
<p>All Students: 1,448 Students</p> <p>Score: 75.0 %</p>  <p>2020-2021 Target: 51.1 % 2025-2026 Target: 60.0 % <small>23.9 pts past target 15.0 pts past target</small></p> <p>MEETING no data prior year</p>	<table border="1"> <tr> <td>Greater Than 95% of Instructional Days</td> <td>75.0 %</td> </tr> <tr> <td>90-95% of Instructional Days</td> <td>10.1 %</td> </tr> </table>	Greater Than 95% of Instructional Days	75.0 %	90-95% of Instructional Days	10.1 %		
Greater Than 95% of Instructional Days	75.0 %						
90-95% of Instructional Days	10.1 %						
<p>All Students: 1,448 Students</p> <p>Score: 85.1 %</p>  <p>2020-2021 Target: 79.4 % 2025-2026 Target: 94.0 % <small>5.7 pts past target -8.9 pts from target</small></p> <p>MEETING no data prior year</p>	<table border="1"> <tr> <td>85-90% of Instructional Days</td> <td>4.1 %</td> </tr> <tr> <td>80-85% of Instructional Days</td> <td>3.0 %</td> </tr> <tr> <td>Less than 80% of Instructional Days</td> <td>7.8 %</td> </tr> </table>	85-90% of Instructional Days	4.1 %	80-85% of Instructional Days	3.0 %	Less than 80% of Instructional Days	7.8 %
85-90% of Instructional Days	4.1 %						
80-85% of Instructional Days	3.0 %						
Less than 80% of Instructional Days	7.8 %						

- Meeting Target and Improving from Prior Year
- Meeting Target but Not Improving from Prior Year
- Not Meeting Target but Improving from Prior Year
- Not Meeting Target and Not Improving from Prior Year

Climate, Culture & Opportunity

Guardrail 2 - Enriching and Well-rounded School Experiences

Guardrail 3 - Partnering with Parents / Family Members

School Code| 8120 School Name| Woodrow Wilson School

Guardrail 2: Every student will have a well-rounded education with co-curricular opportunities, including arts and athletics, integrated into the school experience.

Guardrail 3: Every parent and guardian will be welcomed and encouraged to be partners in their child's school community.

% of Students Participating in Visual / Performing Arts

% of Students
Participating in Visual /
Performing Arts

76.4 %

1,009 out of 1,321 Students

- Meeting Target and Improving from Prior Year
- Meeting Target but Not Improving from Prior Year
- Not Meeting Target but Improving from Prior Year
- Not Meeting Target and Not Improving from Prior Year

School Relationship Score

Score: 6.7



2020-2021 Target: 8.0

-1.3 pts from target

NOT MEETING

no data prior year

Additional Metrics



Yes

School Has a SAC/Parent Advisory Group



Yes

School Has a SAC/Parent Advisory Group That Meets Regularly



4

Number of SAC/Parent Advisory Group Meetings

Climate, Culture & Opportunity

Guardrail 4 - Addressing Racist Practices

School Code| 8120 School Name| Woodrow Wilson School

Guardrail 4: Our students' potential will not be limited by practices that perpetuate systemic racism and hinder student achievement.

Suspension Disproportionality				% of Students Receiving Zero Out-of-School Suspensions		
	% of Enrollment (Total Enrollment)	(Total Enrollment)	% of Suspensions Given to Each Subgroup	All Students:		
All Students		(1,448)		Data Unavailable		
American Indian / Alaskan Native	0.6 %	(8)	Data Unavailable			
Asian	20.8 %	(286)	Data Unavailable			
Black / African American	26.9 %	(370)	Data Unavailable			
Hispanic / Latino	31.8 %	(437)	Data Unavailable			
Multi Racial / Other	7.1 %	(97)	Data Unavailable			
Native Hawaiian / Pacific Islander	0.2 %	(3)	Data Unavailable			
White	12.7 %	(174)	Data Unavailable			
English Learners	31.3 %	(430)	Data Unavailable			
Students with IEPs	13.0 %	(179)	Data Unavailable			
Economically Disadvantaged	70.8 %	(973)	Data Unavailable			
				% of Students Qualified to Attend Special Admission High Schools		
	All Students	Black / African American	Hispanic / Latino			
	18.3 %	10.7 %	10.2 %			
				<ul style="list-style-type: none"> ● Meeting Target and Improving from Prior Year ● Meeting Target but Not Improving from Prior Year ● Not Meeting Target but Improving from Prior Year ● Not Meeting Target and Not Improving from Prior Year 		