



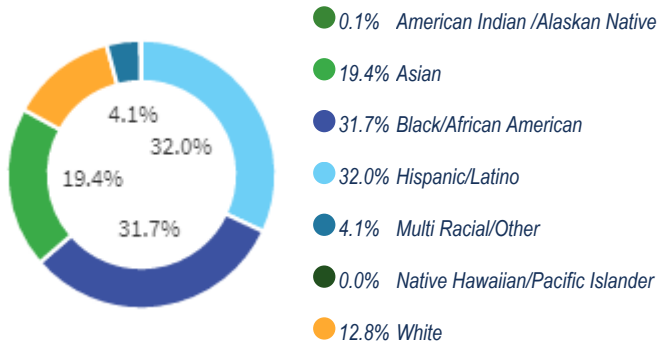
THE SCHOOL DISTRICT OF
PHILADELPHIA

J. HAMPTON MOORE SCHOOL

2020-21 SCHOOL PROGRESS REPORT ON EDUCATION AND EQUITY

School Code | 8310 Sector | District Network | Network 8
Principal Name | Mr Timothy Glynn
Address | 6900 Summerdale Ave
Phone | 215-400-3180 Website | philasd.org/moore
Report Type | Elementary School Grades in Report | K-5
Admissions Category | Neighborhood
Turnaround Model | N/A
Receives HS Report | No
Oct 1 Enrollment | 1085

Student Enrollment and Demographics



1130

Total Number of students Served for
10+ Days Over the Year

14.8%

% Students with IEPs

26.2%

% English Learners

72.3%

% Economically Disadvantaged

SPREE Key Metrics - K-8 Report

Key Metric	Performance Tier
Proficiency - PSSA English Language Arts	Data Not Available Due to COVID-19 for SY2020-21
Growth - PSSA English Language Arts	Data Not Available Due to COVID-19 for SY2020-21
Growth - English Learners	Data Not Available Due to COVID-19 for SY2020-21
Proficiency - PSSA English Language Arts (Grade 3 only)	Data Not Available Due to COVID-19 for SY2020-21
Proficiency - PSSA Math	Data Not Available Due to COVID-19 for SY2020-21
Growth - PSSA Math	Data Not Available Due to COVID-19 for SY2020-21
Survey - Climate Score	Meeting
Survey - Instruction Score	Not Meeting
Attendance - 95% or more of days	Meeting
Attendance - 90% or more of days	Meeting
Survey - Relationship Score	Not Meeting
Suspensions - Zero Out-of-School	Data Unavailable for SY2020-21

Due to COVID-19 related school closures and modified testing schedules, there was insufficient state assessment and growth data for SY2020-21 accountability reporting.

Climate, Culture & Opportunity

Guardrail 1 - Welcoming and Supportive Schools

School Code| 8310 School Name| J. Hampton Moore School

Guardrail 1: Every school will be a safe, welcoming and healthy place where our students, staff and community want to be and learn each day. This means that our schools will be: 1) environmentally safe and clean; and 2) spaces with inclusive climates that provide students with access to robust social, emotional, and mental health supports.

School Climate Score	School Climate Survey
<p>Score: 7.8</p> <p>2020-2021 Target: 7.0 <i>0.8 pts above target</i></p> <p>2025-2026 Target: 7.0 <i>0.8 pts above target</i></p> <p>MEETING no data prior year</p>	<p>7.7/10</p> <p>Student Rating MEETING no data prior year</p> <hr/> <p>9.1/10</p> <p>Parent Rating MEETING no data prior year</p> <hr/> <p>7.5/10</p> <p>Teacher Rating MEETING no data prior year</p>
School Instruction Score	School Instruction Survey
<p>Score: 7.9</p> <p>2020-2021 Target: 8.0 <i>-0.1 pts from target</i></p> <p>2025-2026 Target: 8.0 <i>-0.1 pts from target</i></p> <p>NOT MEETING no data prior year</p>	<p>8.2/10</p> <p>Student Rating MEETING no data prior year</p> <hr/> <p>7.9/10</p> <p>Parent Rating NOT MEETING no data prior year</p> <hr/> <p>7.5/10</p> <p>Teacher Rating NOT MEETING no data prior year</p>

- Meeting Target and Improving from Prior Year
- Meeting Target but Not Improving from Prior Year
- Not Meeting Target but Improving from Prior Year
- Not Meeting Target and Not Improving from Prior Year



No



School Has at Least 2 Behavioral/Mental Health Support FTEs per 500 Students

Climate, Culture & Opportunity

Guardrail 1 - Welcoming and Supportive Schools

School Code| 8310 School Name| J. Hampton Moore School

Guardrail 1: Every school will be a safe, welcoming and healthy place where our students, staff and community want to be and learn each day. This means that our schools will be: 1) environmentally safe and clean; and 2) spaces with inclusive climates that provide students with access to robust social, emotional, and mental health supports.

% of Students Attending at Least 95% of Instructional Days	% of Students Attending						
<p>All Students: 1,130 Students</p> <p>Score: 71.4 %</p>  <p>2020-2021 Target: 51.1 % 20.3 pts past target</p> <p>2025-2026 Target: 60.0 % 11.4 pts past target</p> <p>MEETING no data prior year</p>	<table border="1"> <tr> <td>Greater Than 95% of Instructional Days</td> <td>71.4 %</td> </tr> <tr> <td>90-95% of Instructional Days</td> <td>14.2 %</td> </tr> </table>	Greater Than 95% of Instructional Days	71.4 %	90-95% of Instructional Days	14.2 %		
Greater Than 95% of Instructional Days	71.4 %						
90-95% of Instructional Days	14.2 %						
<p>All Students: 1,130 Students</p> <p>Score: 85.6 %</p>  <p>2020-2021 Target: 79.4 % 6.2 pts past target</p> <p>2025-2026 Target: 94.0 % -8.4 pts from target</p> <p>MEETING no data prior year</p>	<table border="1"> <tr> <td>85-90% of Instructional Days</td> <td>5.0 %</td> </tr> <tr> <td>80-85% of Instructional Days</td> <td>2.8 %</td> </tr> <tr> <td>Less than 80% of Instructional Days</td> <td>6.6 %</td> </tr> </table>	85-90% of Instructional Days	5.0 %	80-85% of Instructional Days	2.8 %	Less than 80% of Instructional Days	6.6 %
85-90% of Instructional Days	5.0 %						
80-85% of Instructional Days	2.8 %						
Less than 80% of Instructional Days	6.6 %						

- Meeting Target and Improving from Prior Year
- Meeting Target but Not Improving from Prior Year
- Not Meeting Target but Improving from Prior Year
- Not Meeting Target and Not Improving from Prior Year

Climate, Culture & Opportunity

Guardrail 2 - Enriching and Well-rounded School Experiences

School Code| 8310 School Name| J. Hampton Moore School

Guardrail 3 - Partnering with Parents / Family Members

Guardrail 2: Every student will have a well-rounded education with co-curricular opportunities, including arts and athletics, integrated into the school experience.

Guardrail 3: Every parent and guardian will be welcomed and encouraged to be partners in their child's school community.

% of Students Participating in Visual / Performing Arts

% of Students
Participating in Visual /
Performing Arts

100.0 %

1,039 out of 1,039 Students

- Meeting Target and Improving from Prior Year
- Meeting Target but Not Improving from Prior Year
- Not Meeting Target but Improving from Prior Year
- Not Meeting Target and Not Improving from Prior Year

School Relationship Score

Score: 7.9



2020-2021 Target: 8.0

-0.1 pts from target

NOT MEETING

no data prior year



Additional Metrics



Yes

School Has a SAC/Parent Advisory Group



Yes

School Has a SAC/Parent Advisory Group That Meets Regularly



4

Number of SAC/Parent Advisory Group Meetings

Climate, Culture & Opportunity

Guardrail 4 - Addressing Racist Practices

School Code| 8310 School Name| J. Hampton Moore School

Guardrail 4: Our students' potential will not be limited by practices that perpetuate systemic racism and hinder student achievement.

Suspension Disproportionality				% of Students Receiving Zero Out-of-School Suspensions		
	% of Enrollment (Total Enrollment)		% of Suspensions Given to Each Subgroup	All Students:		
All Students		(1,130)		Data Unavailable		
American Indian / Alaskan Native	0.1 %	(1)	Data Unavailable			
Asian	19.4 %	(210)	Data Unavailable			
Black / African American	31.7 %	(344)	Data Unavailable			
Hispanic / Latino	32.0 %	(347)	Data Unavailable			
Multi Racial / Other	4.1 %	(44)	Data Unavailable			
Native Hawaiian / Pacific Islander	0.0 %	(0)	Data Unavailable			
White	12.8 %	(139)	Data Unavailable			
English Learners	26.2 %	(284)	Data Unavailable			
Students with IEPs	14.8 %	(160)	Data Unavailable			
Economically Disadvantaged	72.3 %	(784)	Data Unavailable			
				% of Students Qualified to Attend Special Admission High Schools		
	All Students	Black / African American	Hispanic / Latino			
	Ineligible by Report Type	Ineligible by Report Type	Ineligible by Report Type			

- Meeting Target and Improving from Prior Year
- Meeting Target but Not Improving from Prior Year
- Not Meeting Target but Improving from Prior Year
- Not Meeting Target and Not Improving from Prior Year