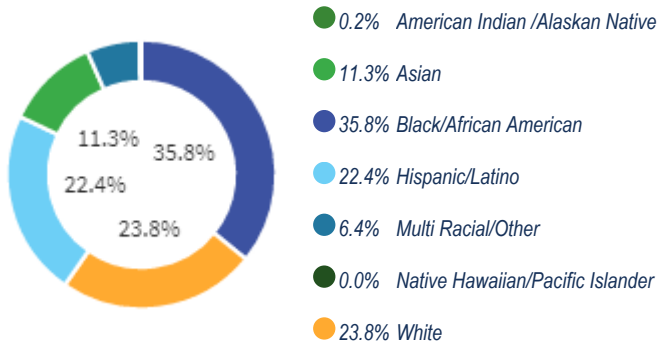


ROBERT B. POLLOCK SCHOOL

2020-21 SCHOOL PROGRESS REPORT ON EDUCATION AND EQUITY

School Code | 8410 Sector | District Network | Network 9
Principal Name | Ms Yvette Jackson
Address | 2875 Welsh Rd
Phone | 215-400-3210 Website | philasd.org/pollock
Report Type | Elementary School Grades in Report | K-6
Admissions Category | Neighborhood
Turnaround Model | N/A
Receives HS Report | No
Oct 1 Enrollment | 575

Student Enrollment and Demographics



601

Total Number of students Served for
10+ Days Over the Year

19.5%

% Students with IEPs

14.4%

% English Learners

71.5%

% Economically Disadvantaged

SPREE Key Metrics - K-8 Report

Key Metric	Performance Tier
Proficiency - PSSA English Language Arts	Data Not Available Due to COVID-19 for SY2020-21
Growth - PSSA English Language Arts	Data Not Available Due to COVID-19 for SY2020-21
Growth - English Learners	Data Not Available Due to COVID-19 for SY2020-21
Proficiency - PSSA English Language Arts (Grade 3 only)	Data Not Available Due to COVID-19 for SY2020-21
Proficiency - PSSA Math	Data Not Available Due to COVID-19 for SY2020-21
Growth - PSSA Math	Data Not Available Due to COVID-19 for SY2020-21
Survey - Climate Score	Meeting
Survey - Instruction Score	Meeting
Attendance - 95% or more of days	Meeting
Attendance - 90% or more of days	Not Meeting
Survey - Relationship Score	Insufficient Sample for SY2020-21
Suspensions - Zero Out-of-School	Data Unavailable for SY2020-21



Due to COVID-19 related school closures and modified testing schedules, there was insufficient state assessment and growth data for SY2020-21 accountability reporting.

Climate, Culture & Opportunity

Guardrail 1 - Welcoming and Supportive Schools

School Code| 8410 School Name| Robert B. Pollock School

Guardrail 1: Every school will be a safe, welcoming and healthy place where our students, staff and community want to be and learn each day. This means that our schools will be: 1) environmentally safe and clean; and 2) spaces with inclusive climates that provide students with access to robust social, emotional, and mental health supports.

School Climate Score	School Climate Survey
<p>Score: 7.0</p>  <p>2020-2021 Target: 7.0 at target 2025-2026 Target: 7.0 at target</p> <p>MEETING no data prior year</p>	<p>7.5/10</p> <p>Student Rating MEETING no data prior year</p> <hr/> <p>Parent Rating Insufficient Sample</p> <hr/> <p>6.8/10</p> <p>Teacher Rating NOT MEETING no data prior year</p>
School Instruction Score	School Instruction Survey
<p>Score: 8.0</p>  <p>2020-2021 Target: 8.0 at target 2025-2026 Target: 8.0 at target</p> <p>MEETING no data prior year</p>	<p>8.3/10</p> <p>Student Rating MEETING no data prior year</p> <hr/> <p>Parent Rating Insufficient Sample</p> <hr/> <p>7.6/10</p> <p>Teacher Rating NOT MEETING no data prior year</p>

- Meeting Target and Improving from Prior Year
- Meeting Target but Not Improving from Prior Year
- Not Meeting Target but Improving from Prior Year
- Not Meeting Target and Not Improving from Prior Year



No

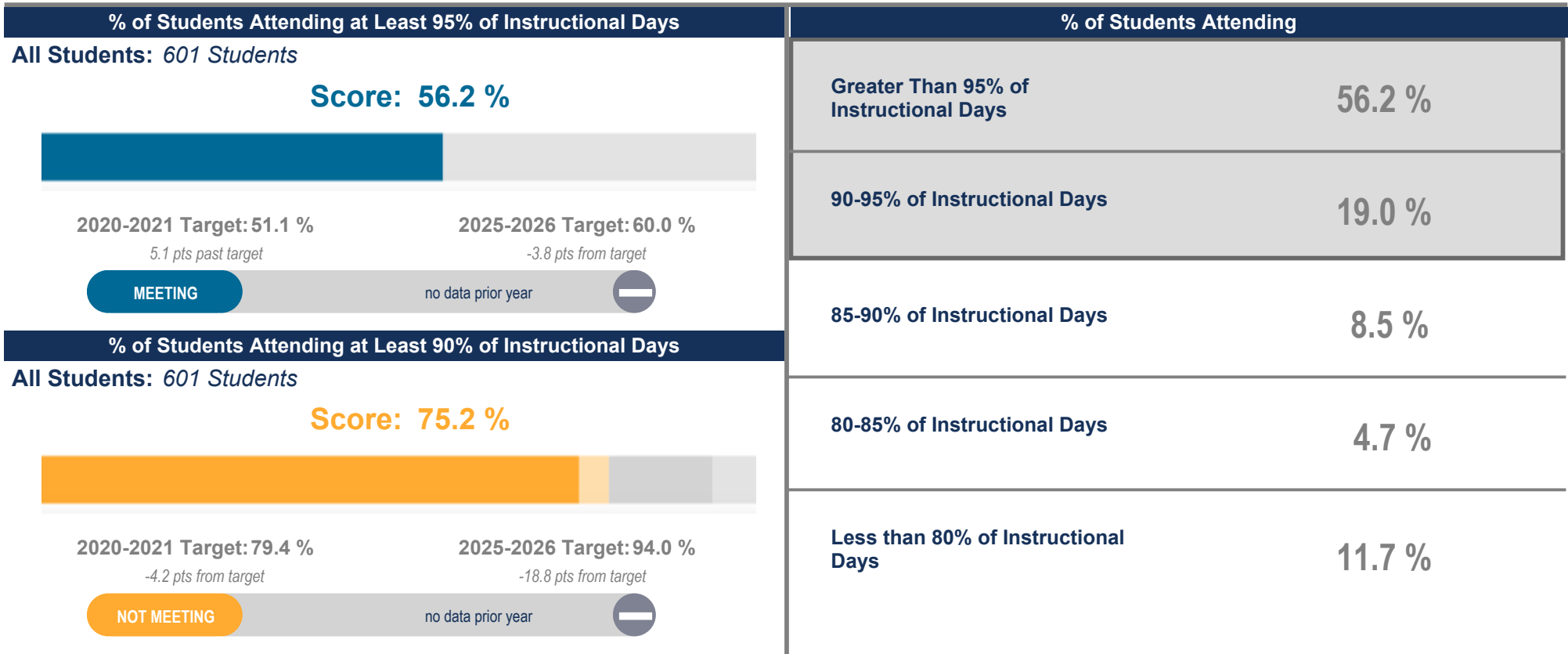
School Has at Least 2 Behavioral/Mental Health Support FTEs per 500 Students

Climate, Culture & Opportunity

Guardrail 1 - Welcoming and Supportive Schools

School Code| 8410 School Name| Robert B. Pollock School

Guardrail 1: Every school will be a safe, welcoming and healthy place where our students, staff and community want to be and learn each day. This means that our schools will be: 1) environmentally safe and clean; and 2) spaces with inclusive climates that provide students with access to robust social, emotional, and mental health supports.



- Meeting Target and Improving from Prior Year
- Meeting Target but Not Improving from Prior Year
- Not Meeting Target but Improving from Prior Year
- Not Meeting Target and Not Improving from Prior Year

Climate, Culture & Opportunity

Guardrail 2 - Enriching and Well-rounded School Experiences

Guardrail 3 - Partnering with Parents / Family Members

School Code| 8410 School Name| Robert B. Pollock School

Guardrail 2: Every student will have a well-rounded education with co-curricular opportunities, including arts and athletics, integrated into the school experience.

Guardrail 3: Every parent and guardian will be welcomed and encouraged to be partners in their child's school community.

% of Students Participating in Visual / Performing Arts

*% of Students
Participating in Visual /
Performing Arts*

85.8 %

466 out of 543 Students

School Relationship Score

Insufficient Sample

Additional Metrics



Yes

School Has a SAC/Parent Advisory Group



Yes

School Has a SAC/Parent Advisory Group That Meets Regularly



4

Number of SAC/Parent Advisory Group Meetings

- Meeting Target and Improving from Prior Year
- Meeting Target but Not Improving from Prior Year
- Not Meeting Target but Improving from Prior Year
- Not Meeting Target and Not Improving from Prior Year

Climate, Culture & Opportunity

Guardrail 4 - Addressing Racist Practices

School Code| 8410 School Name| Robert B. Pollock School

Guardrail 4: Our students' potential will not be limited by practices that perpetuate systemic racism and hinder student achievement.

Suspension Disproportionality				% of Students Receiving Zero Out-of-School Suspensions		
	% of Enrollment (Total Enrollment)	(Total Enrollment)	% of Suspensions Given to Each Subgroup	All Students:		
All Students		(601)		Data Unavailable		
American Indian / Alaskan Native	0.2 %	(1)	Data Unavailable			
Asian	11.3 %	(65)	Data Unavailable			
Black / African American	35.8 %	(206)	Data Unavailable			
Hispanic / Latino	22.4 %	(129)	Data Unavailable			
Multi Racial / Other	6.4 %	(37)	Data Unavailable			
Native Hawaiian / Pacific Islander	0.0 %	(0)	Data Unavailable			
White	23.8 %	(137)	Data Unavailable			
English Learners	14.4 %	(83)	Data Unavailable			
Students with IEPs	19.5 %	(112)	Data Unavailable			
Economically Disadvantaged	71.5 %	(411)	Data Unavailable			
				% of Students Qualified to Attend Special Admission High Schools		
	All Students	Black / African American	Hispanic / Latino			
	Ineligible by Report Type	Ineligible by Report Type	Ineligible by Report Type			

- Meeting Target and Improving from Prior Year
- Meeting Target but Not Improving from Prior Year
- Not Meeting Target but Improving from Prior Year
- Not Meeting Target and Not Improving from Prior Year