

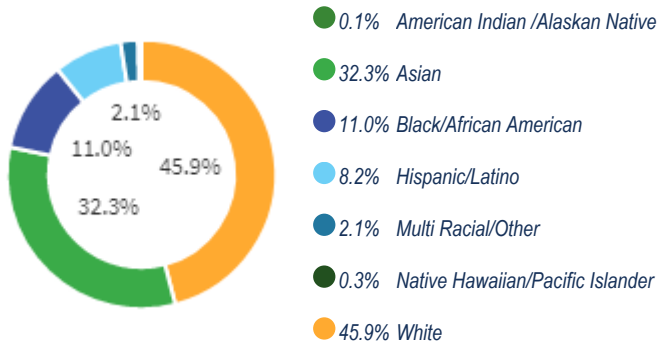


JOSEPH GREENBERG SCHOOL

2020-21 SCHOOL PROGRESS REPORT ON EDUCATION AND EQUITY

School Code | 8430 Sector | District Network | Network 8
Principal Name | Ms Gina Hubbard
Address | 600 Sharon Ln
Phone | 215-400-3080 Website | philasd.org/greenberg
Report Type | K-8 School Grades in Report | K-8
Admissions Category | Neighborhood
Turnaround Model | N/A
Receives HS Report | No
Oct 1 Enrollment | 801

Student Enrollment and Demographics



810

Total Number of students Served for
10+ Days Over the Year

13.7%

% Students with IEPs

8.9%

% English Learners

34.0%

% Economically Disadvantaged

SPREE Key Metrics - K-8 Report

Key Metric	Performance Tier
Proficiency - PSSA English Language Arts	Data Not Available Due to COVID-19 for SY2020-21
Growth - PSSA English Language Arts	Data Not Available Due to COVID-19 for SY2020-21
Growth - English Learners	Data Not Available Due to COVID-19 for SY2020-21
Proficiency - PSSA English Language Arts (Grade 3 only)	Data Not Available Due to COVID-19 for SY2020-21
Proficiency - PSSA Math	Data Not Available Due to COVID-19 for SY2020-21
Growth - PSSA Math	Data Not Available Due to COVID-19 for SY2020-21
Survey - Climate Score	Meeting
Survey - Instruction Score	Meeting
Attendance - 95% or more of days	Meeting
Attendance - 90% or more of days	Meeting
Survey - Relationship Score	Not Meeting
Suspensions - Zero Out-of-School	Data Unavailable for SY2020-21

Due to COVID-19 related school closures and modified testing schedules, there was insufficient state assessment and growth data for SY2020-21 accountability reporting.

Climate, Culture & Opportunity

Guardrail 1 - Welcoming and Supportive Schools

School Code| 8430 School Name| Joseph Greenberg School

Guardrail 1: Every school will be a safe, welcoming and healthy place where our students, staff and community want to be and learn each day. This means that our schools will be: 1) environmentally safe and clean; and 2) spaces with inclusive climates that provide students with access to robust social, emotional, and mental health supports.

School Climate Score	School Climate Survey
<p>Score: 7.9</p> <p>2020-2021 Target: 7.0 <i>0.9 pts above target</i></p> <p>2025-2026 Target: 7.0 <i>0.9 pts above target</i></p> <p>MEETING no data prior year</p>	<p>8.0/10</p> <p>Student Rating MEETING no data prior year</p> <hr/> <p>9.4/10</p> <p>Parent Rating MEETING no data prior year</p> <hr/> <p>7.4/10</p> <p>Teacher Rating MEETING no data prior year</p>
School Instruction Score	School Instruction Survey
<p>Score: 8.1</p> <p>2020-2021 Target: 8.0 <i>0.1 pts above target</i></p> <p>2025-2026 Target: 8.0 <i>0.1 pts above target</i></p> <p>MEETING no data prior year</p>	<p>8.6/10</p> <p>Student Rating MEETING no data prior year</p> <hr/> <p>8.0/10</p> <p>Parent Rating MEETING no data prior year</p> <hr/> <p>7.8/10</p> <p>Teacher Rating NOT MEETING no data prior year</p>

- Meeting Target and Improving from Prior Year
- Meeting Target but Not Improving from Prior Year
- Not Meeting Target but Improving from Prior Year
- Not Meeting Target and Not Improving from Prior Year



No

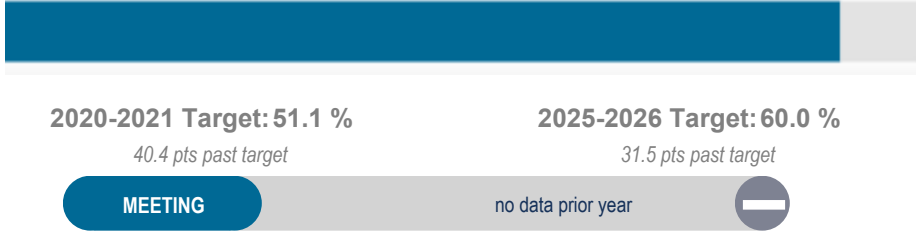
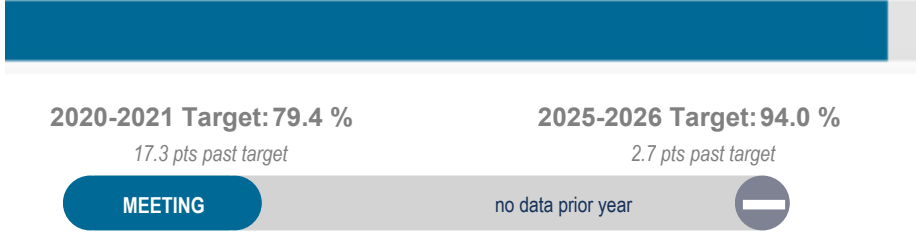
School Has at Least 2 Behavioral/Mental Health Support FTEs per 500 Students

Climate, Culture & Opportunity

Guardrail 1 - Welcoming and Supportive Schools

School Code| 8430 School Name| Joseph Greenberg School

Guardrail 1: Every school will be a safe, welcoming and healthy place where our students, staff and community want to be and learn each day. This means that our schools will be: 1) environmentally safe and clean; and 2) spaces with inclusive climates that provide students with access to robust social, emotional, and mental health supports.

% of Students Attending at Least 95% of Instructional Days	% of Students Attending						
<p>All Students: 810 Students</p> <p>Score: 91.5 %</p>  <p>2020-2021 Target: 51.1 % 40.4 pts past target</p> <p>2025-2026 Target: 60.0 % 31.5 pts past target</p> <p>MEETING no data prior year</p>	<table border="1"> <tr> <td>Greater Than 95% of Instructional Days</td> <td>91.5 %</td> </tr> <tr> <td>90-95% of Instructional Days</td> <td>5.2 %</td> </tr> </table>	Greater Than 95% of Instructional Days	91.5 %	90-95% of Instructional Days	5.2 %		
Greater Than 95% of Instructional Days	91.5 %						
90-95% of Instructional Days	5.2 %						
<p>All Students: 810 Students</p> <p>Score: 96.7 %</p>  <p>2020-2021 Target: 79.4 % 17.3 pts past target</p> <p>2025-2026 Target: 94.0 % 2.7 pts past target</p> <p>MEETING no data prior year</p>	<table border="1"> <tr> <td>85-90% of Instructional Days</td> <td>1.9 %</td> </tr> <tr> <td>80-85% of Instructional Days</td> <td>0.7 %</td> </tr> <tr> <td>Less than 80% of Instructional Days</td> <td>0.7 %</td> </tr> </table>	85-90% of Instructional Days	1.9 %	80-85% of Instructional Days	0.7 %	Less than 80% of Instructional Days	0.7 %
85-90% of Instructional Days	1.9 %						
80-85% of Instructional Days	0.7 %						
Less than 80% of Instructional Days	0.7 %						

- Meeting Target and Improving from Prior Year
- Meeting Target but Not Improving from Prior Year
- Not Meeting Target but Improving from Prior Year
- Not Meeting Target and Not Improving from Prior Year

Climate, Culture & Opportunity

Guardrail 2 - Enriching and Well-rounded School Experiences

School Code| 8430 School Name| Joseph Greenberg School

Guardrail 3 - Partnering with Parents / Family Members

Guardrail 2: Every student will have a well-rounded education with co-curricular opportunities, including arts and athletics, integrated into the school experience.

Guardrail 3: Every parent and guardian will be welcomed and encouraged to be partners in their child's school community.

% of Students Participating in Visual / Performing Arts

% of Students
Participating in Visual /
Performing Arts

90.7 %

700 out of 772 Students

- Meeting Target and Improving from Prior Year
- Meeting Target but Not Improving from Prior Year
- Not Meeting Target but Improving from Prior Year
- Not Meeting Target and Not Improving from Prior Year

School Relationship Score

Score: 7.8



2020-2021 Target: 8.0

-0.2 pts from target

NOT MEETING

no data prior year

Additional Metrics



Yes

School Has a SAC/Parent Advisory Group



Yes

School Has a SAC/Parent Advisory Group That Meets Regularly



4

Number of SAC/Parent Advisory Group Meetings

Climate, Culture & Opportunity

Guardrail 4 - Addressing Racist Practices

School Code| 8430 School Name| Joseph Greenberg School

Guardrail 4: Our students' potential will not be limited by practices that perpetuate systemic racism and hinder student achievement.

Suspension Disproportionality				% of Students Receiving Zero Out-of-School Suspensions		
	% of Enrollment (Total Enrollment)	(Total Enrollment)	% of Suspensions Given to Each Subgroup	All Students:		
All Students		(810)		Data Unavailable		
American Indian / Alaskan Native	0.1 %	(1)	Data Unavailable			
Asian	32.3 %	(259)	Data Unavailable			
Black / African American	11.0 %	(88)	Data Unavailable			
Hispanic / Latino	8.2 %	(66)	Data Unavailable			
Multi Racial / Other	2.1 %	(17)	Data Unavailable			
Native Hawaiian / Pacific Islander	0.3 %	(2)	Data Unavailable			
White	45.9 %	(368)	Data Unavailable			
English Learners	8.9 %	(71)	Data Unavailable			
Students with IEPs	13.7 %	(110)	Data Unavailable			
Economically Disadvantaged	34.0 %	(272)	Data Unavailable			
				% of Students Qualified to Attend Special Admission High Schools		
	All Students	Black / African American	Hispanic / Latino			
	63.4 %	Insufficient Sample	Insufficient Sample			

- Meeting Target and Improving from Prior Year
- Meeting Target but Not Improving from Prior Year
- Not Meeting Target but Improving from Prior Year
- Not Meeting Target and Not Improving from Prior Year