



# ESCOLA DE ENSINO MEDIO GOV. JOSH SHAPIRO

## RELATORIO DE PROGRESSO DE EDUCAÇÃO E EQUIDADE ESCOLAR 2021-22

School Code | 5555 Sector | District Network | Network 18  
Principal Name | Dr. Tony Watlington  
Address | 440 North Broad Street  
Phone | 215-400-4000 Website | philasd.org  
Report Type | High School Grades in Report | 9-12  
Admissions Category | Neighborhood  
Turnaround Model | N/A  
Receives K8 Report | No  
Oct 1 Enrollment | 945

### Matrícula e demografia dos alunos



- 0.2% Amerindios/Nativos do Alaska
- 7.7% Asiaticos
- 48.5% Pretos / Afroamericanos
- 35.8% Hispanicos / Latinos
- 4.0% Multirracial / Outro
- 0.1% Nativo do Havai / Ilha Pacifica
- 3.7% Brancos

**1160**

N total de alunos que frequentaram  
mais de 10 dias no ano

**24.8%**

% alunos com IEPs

**32.2%**

% Aprendizes de ingles

**72.7%**

% em desvantagem economica

### Student Attendance

**58.6%**

% alunos frequentando no minimo  
95% dos dias letivos

**78.4%**

% alunos frequentando no minimo  
90% dos dias letivos

### Nível de pontuação

**Nível 3**

### Desempenho

No nível ou acima em 4 dos  
9 calculos qualificados **44.0 %**


### Melhorias Dados

insuficientes para avaliação

### Meta de desempenho (todos os alunos)

**META 4 | % dos alunos da 11a série proficientes nos  
Keystones de algebra, biologia e literatura**

**Pontuação: 33.5 %**



1.8 pts acima da meta para 2021-2022

ATINGINDO

sem dados do ano anterior

**META 5 | % dos alunos da 12t série da Ed. Técnica e  
Profissionalizante (CTE) atingindo padrões da industria**

**Pontuação: 40.0 %**



-20.0 pts da meta para 2021-2022

NAO ATINGINDO

sem dados do ano anterior

- Atingindo meta
- Não atingindo meta

### Desempenho

### Melhorias

### Nível

#### Amerindios / Nativos do Alaska

Dados insuficientes  
para avaliação

Dados insuficientes para  
avaliação

#### Asiaticos

Dados insuficientes  
para avaliação

Dados insuficientes  
para avaliação

#### Pretos / Afroamericanos

Dados insuficientes  
para avaliação

Dados insuficientes  
para avaliação

#### Hispanicos / Latinos

Dados insuficientes  
para avaliação

Dados insuficientes  
para avaliação

#### Multirracial / Outro

Dados insuficientes  
para avaliação

Dados insuficientes  
para avaliação

#### Nativos do Havai / Ilhas Pacíficas

Dados insuficientes  
para avaliação

Dados insuficientes  
para avaliação

#### Brancos

Dados insuficientes  
para avaliação

Dados insuficientes  
para avaliação

#### Aprendizes de inglês

Dados insuficientes  
para avaliação

Dados insuficientes  
para avaliação

#### Alunos com IEPs

Dados insuficientes  
para avaliação

Dados insuficientes  
para avaliação

#### Em desvantagem economica

Dados insuficientes  
para avaliação

Dados insuficientes  
para avaliação

# College & Career: Every Student Graduates Ready for College and Careers

## Goal 4 - Keystone Proficiency

School Code | 5555 School Name | Governor Josh Shapiro High School

**Goal 4:** The percentage of students who are proficient on all three state high school assessments (Algebra, Literature, and Biology) by the end of their 11th grade year will grow from 26.1% in August 2019 to 52.0% by August 2026.

### % of 11th Graders Proficient on Algebra, Biology, & Literature Keystones

**All Students**, 513 students

**Score: 33.5 %**



**2021-2022 Target: 31.7 %**

1.8 pts above target

**2025-2026 Goal: 52.0 %**

-18.5 pts from target



- Meeting Target
- Not Meeting Target

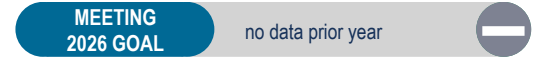
**American Indian / Alaskan Native**

Insufficient Sample

**Asian**, 175 students

**Score: 56.0 %**

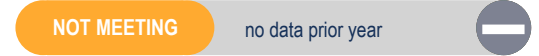
24.3 pts above target



**Black / African American**, 127 students

**Score: 17.3 %**

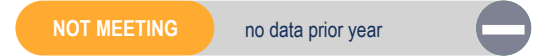
-14.4 pts from target



**Hispanic / Latino**, 101 students

**Score: 18.8 %**

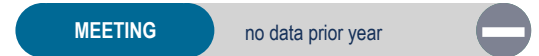
-12.9 pts from target



**Multi Racial / Other**, 36 students

**Score: 38.9 %**

7.2 pts above target



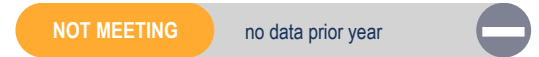
**Native Hawaiian / Pacific Islander**

Insufficient Sample

**White**, 73 students

**Score: 26.0 %**

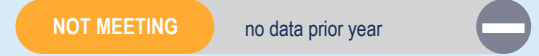
-5.7 pts from target



**English Learners**, 107 students

**Score: 8.4 %**

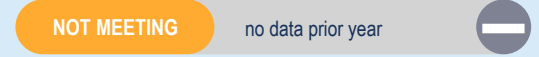
-23.3 pts from target



**Students with IEPs**, 39 students

**Score: 5.1 %**

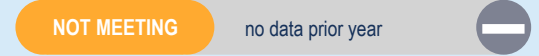
-26.6 pts from target



**Economically Disadvantaged**, 332 students

**Score: 26.5 %**

-5.2 pts from target



# Faculdade e Carreira: todos os alunos se formam preparados para a faculdade e carreira profissional

## Meta 5 - Educação Técnica e Profissionalizante

Código da escola | 5555 Nome da escola | Governor Josh Shapiro

## Preparação para a formatura e faculdade

**Meta 5:** A porcentagem de alunos da Educação Técnica e Profissionalizante (CTE), que passarem na avaliação de competência baseada em padrões da indústria, até o final do 12º ano do ensino médio, crescerá de 54,5% em agosto de 2019 para 80,0% em agosto de 2026.

% de alunos do CTE no 12º ano atingindo os padrões da indústria

Todal de alunos, 20 alunos

**Taxa: 40.0 %**



**Meta para 2021-2022: 60.0 %**

-20.0 pontos abaixo da meta

**Meta para 2025-2026: 80.0 %**

-40.0 pontos abaixo da meta

NÃO ATINGINDO

Sem dados do ano interior



- Atingindo meta
- Não atingindo meta

### Cálculo de AP, IB, ou curso de matrícula dupla

**9.8 %**

% de alunos atingindo a média no exame AP Exam, exame IB, ou em cursos de matrícula dupla até o fim da 12ª série

**15.2 %**

% de alunos participando, mas não atingindo a média no exame AP, exame IB, ou em cursos de matrícula dupla até o fim da 12ª série

**75.0 %**

% de alunos não participando exame AP, exame IB, ou em cursos de matrícula dupla até o fim da 12ª série

**96.7 %**

Taxa da 9ª série no caminho para formatura

**39.2 %**

Matrícula no primeiro outono

**69.7 %**

% de alunos se inscrevendo no FAFSA até o fim da 12ª série

# College & Career: Every Student Graduates Ready for College and Careers

## Graduation and College Readiness

School Code | 5555 School Name | Governor Josh Shapiro High School

### Four-Year Cohort Graduation Rate

All Students, 285 students

Score: 54.7 %



2021-2022 Target: 87.7 %  
-33.0 pts from target

2025-2026 Goal: 90.0 %  
-35.3 pts from target



- Meeting Target
- Not Meeting Target

American Indian / Alaskan Native

Insufficient Sample

Asian

Insufficient Sample

Black / African American, 80 students

Score: 61.3 %  
-26.4 pts from target

NOT MEETING

no data prior year



Hispanic / Latino, 199 students

Score: 51.8 %  
-35.9 pts from target

NOT MEETING

no data prior year



Multi Racial / Other

Insufficient Sample

Native Hawaiian / Pacific Islander

Insufficient Sample

White

Insufficient Sample

English Learners, 96 students

Score: 53.1 %  
-34.6 pts from target

NOT MEETING

no data prior year



Students with IEPs, 101 students

Score: 38.6 %  
-49.1 pts from target

NOT MEETING

no data prior year



Economically Disadvantaged, 234 students

Score: 54.3 %  
-33.4 pts from target

NOT MEETING

no data prior year



# College & Career: Every Student Graduates Ready for College and Careers

## Graduation and College Readiness

School Code | 5555 School Name | Governor Josh Shapiro High School

### Four-Year Cohort Drop-Out Rate

### Four-Year Cohort Continuation Rate

#### All Students

95 out of 285 students

Score: 33.3%

#### All Students

34 out of 285 students

Score: 11.9%

#### American Indian / Alaskan Native

Insufficient Sample

#### American Indian / Alaskan Native

Insufficient Sample

#### Asian

Insufficient Sample

#### Asian

Insufficient Sample

#### Black / African American

23 out of 80 students

Score: 28.8%

#### Black / African American

8 out of 80 students

Score: 10.0%

#### Hispanic / Latino

70 out of 199 students

Score: 35.2%

#### Hispanic / Latino

26 out of 199 students

Score: 13.1%

#### Multi Racial / Other

Insufficient Sample

#### Multi Racial / Other

Insufficient Sample

#### Native Hawaiian / Pacific Islander

Insufficient Sample

#### Native Hawaiian / Pacific Islander

Insufficient Sample

#### White

Insufficient Sample

#### White

Insufficient Sample

#### English Learners

37 out of 96 students

Score: 38.5%

#### English Learners

8 out of 96 students

Score: 8.3%

#### Students with IEPs

42 out of 101 students

Score: 41.6%

#### Students with IEPs

20 out of 101 students

Score: 19.8%

#### Economically Disadvantaged

77 out of 234 students

Score: 32.9%

#### Economically Disadvantaged

30 out of 234 students

Score: 12.8%

# Climate, Culture & Opportunity

## Guardrail 1 - Welcoming and Supportive Schools

School Code | 5555 School Name | Governor Josh Shapiro High School

**Guardrail 1:** Every school will be a safe, welcoming and healthy place where our students, staff and community want to be and learn each day. This means that our schools will be: 1) environmentally safe and clean; and 2) spaces with inclusive climates that provide students with access to robust social, emotional, and mental health supports.

### School Climate Score

Score: 7.7



2021-2022 Target: 7.0  
0.7 pts above target

2025-2026 Goal: 7.0  
0.7 pts above target



### School Climate Survey

7.6/10  
Student Rating

9.2/10  
Parent Rating

7.2/10  
Teacher Rating

### School Instruction Score

Score: 6.2



2021-2022 Target: 8.0  
-1.8 pts from target

2025-2026 Goal: 8.0  
-1.8 pts from target



### School Instruction Survey

6.8/10  
Student Rating

6.2/10  
Parent Rating

5.5/10  
Teacher Rating

- Meeting Target
- Not Meeting Target



Yes

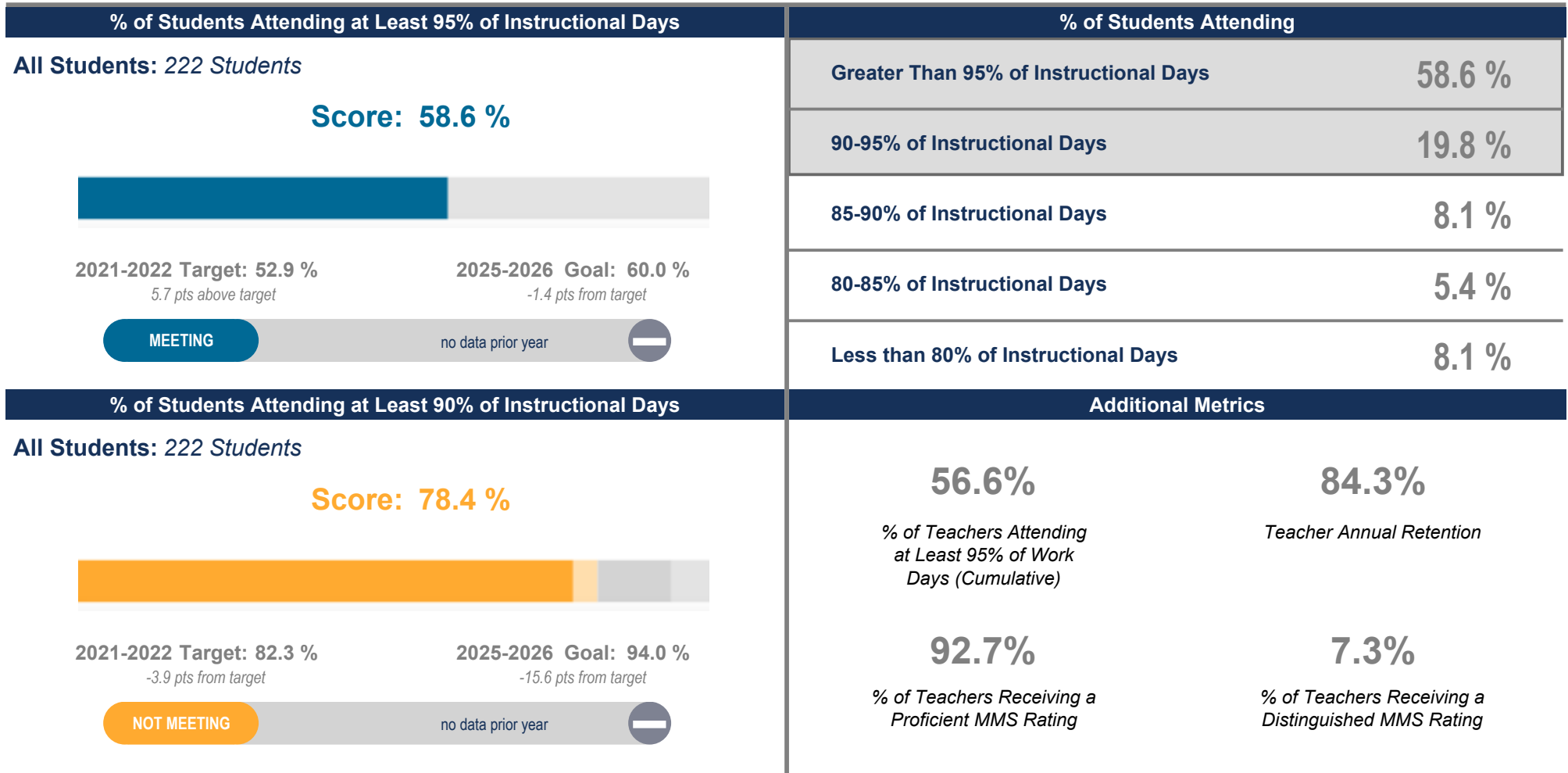
School Has at Least 2 Behavioral/Mental Health Support FTEs per 500 Students

# Climate, Culture & Opportunity

## Guardrail 1 - Welcoming and Supportive Schools

School Code | 5555 School Name | Governor Josh Shapiro High School

**Guardrail 1:** Every school will be a safe, welcoming and healthy place where our students, staff and community want to be and learn each day. This means that our schools will be: 1) environmentally safe and clean; and 2) spaces with inclusive climates that provide students with access to robust social, emotional, and mental health supports.



- Meeting Target
- Not Meeting Target

# Climate, Culture & Opportunity

## Guardrail 2 - Enriching and Well-rounded School Experiences

## Guardrail 3 - Partnering with Parents / Family Members

School Code | 5555 School Name | Governor Josh Shapiro High School

**Guardrail 2:** Every student will have a well-rounded education with co-curricular opportunities, including arts and athletics, integrated into the school experience.

**Guardrail 3:** Every parent and guardian will be welcomed and encouraged to be partners in their child's school community.

### % of Students Participating in Co-Curricular / Athletics Activities

*% of Students  
Participating in Co-  
Curricular / Athletics  
Activities*

**Data Unavailable**

### School Relationship Score

**Score: 7.6**



**2021-2022 Target: 8.0**

*-0.4 pts from target*

**NOT MEETING**

no data prior year

### Additional Metrics



**Yes**

*School Has a SAC/Parent Advisory Group*



**Yes**

*School Has a SAC/Parent Advisory Group That Meets Regularly*



**4**

*Number of SAC/Parent Advisory Group Meetings*

- Meeting Target
- Not Meeting Target



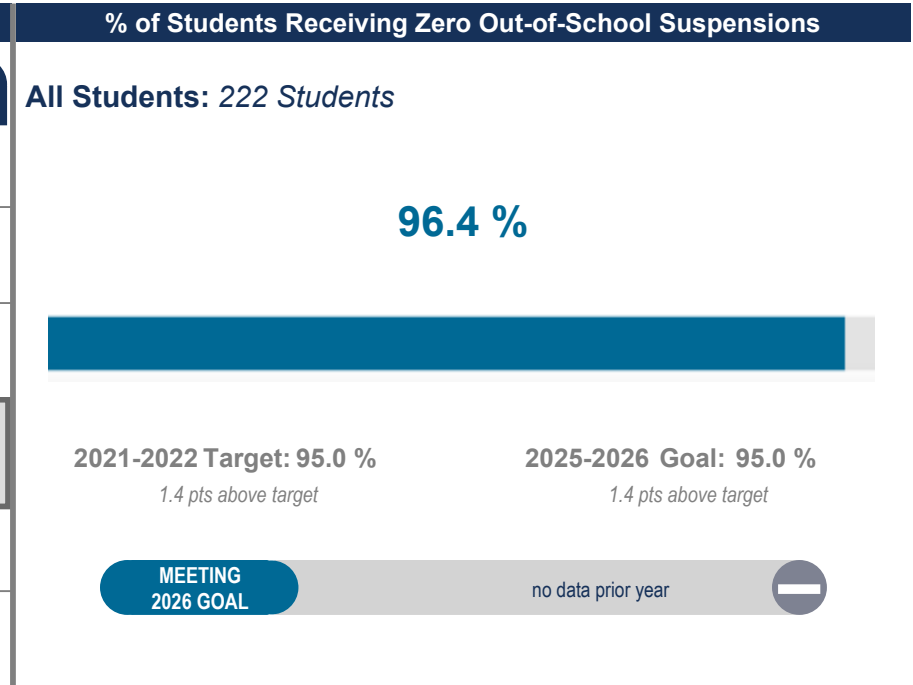
# Climate, Culture & Opportunity

## Guardrail 4 - Addressing Racist Practices

School Code | 5555 School Name | Governor Josh Shapiro High School

**Guardrail 4:** Our students' potential will not be limited by practices that perpetuate systemic racism and hinder student achievement.

Suspension Disproportionality		
	% of Enrollment (Total Enrollment)	% of Suspensions Given to Each Subgroup
All Students	(945)	
American Indian / Alaskan Native	0.2 % (2)	0.0 %
Asian	7.7 % (73)	1.0 %
Black / African American	48.5 % (458)	67.3 %
Hispanic / Latino	35.8 % (338)	26.2 %
Multi Racial / Other	4.0 % (38)	3.5 %
Native Hawaiian / Pacific Islander	0.1 % (1)	0.0 %
White	3.7 % (35)	2.0 %
English Learners	32.2 % (304)	10.9 %
Students with IEPs	24.8 % (234)	36.6 %
Economically Disadvantaged	72.7 % (687)	85.6 %



### Disproportionality in AP, IB, and Dual Enrollment Courses

All Students	Black / African American	Hispanic / Latino
24.7 %	19.2 %	28.0 %

- Meeting Target
- Not Meeting Target