

Abram S. Jenks School

Address	2501 S. 13th St. Philadelphia, PA 19148	Grade Range	K-4
Phone / Fax	215.952.6224 / 215.952.6407	Comprehensive CTE	No
Website	www.philasd.org/schools/asjenks	Admissions Category	Neighborhood
		Turnaround Model	N/A

Welcome

The School Progress Report (SPR) provides parents, families, and community members with valuable information on the progress schools are making towards District-wide goals. Each school receives a score and a corresponding performance tier at the overall and domain levels. Each school also receives two rankings: one within all schools of the same grade configuration (City Rank) and one within a peer group of schools with similar student demographics (Peer Rank). A school is designated a City Leader if it ranks first among all schools with the same grade configuration. A school is designated a Peer Leader if it ranks first in its peer group.

Scoring Summary

TIER: ■ ■ ■ ■ INTERVENE (0-24%) ■ ■ ■ WATCH (25-49%) ■ ■ ■ REINFORCE (50-74%) ■ ■ ■ MODEL (75-100%)

OVERALL

A school's overall score represents its combined performance on the Achievement, Progress, Climate, and College & Career (for high schools only) domains.

Score	Performance Tier	City Rank (Gap to Leader)	Peer Rank (Gap to Leader)
49%	■ ■ ■ ■ WATCH	23rd of 63 (-35)	7th of 8 (-35)

Achievement

The Achievement domain measures performance on standardized assessments, including the DRA, PSSA, Keystone Exams, and ACCESS for ELLs.

72%	■ ■ ■ ■ REINFORCE	2nd of 63 (-1)	2nd of 8 (-1)
-----	--	-------------------	------------------

Progress

The Progress domain measures growth on standardized assessments and progress towards graduation (for high schools only).

18%	■ ■ ■ ■ INTERVENE	50th of 63 (-68)	7th of 8 (-66)
-----	--	---------------------	-------------------

Climate

The Climate domain measures student engagement and school climate.

83%	■ ■ ■ ■ MODEL	13th of 64 (-17)	5th of 8 (-17)
-----	--	---------------------	-------------------

Coming in 2014-2015

Equity

The Equity domain will measure growth on standardized assessments for the lowest performers in a school.

Educator Effectiveness

The Educator Effectiveness domain will measure the effectiveness of school staff.

Stakeholder Feedback

The Stakeholder Feedback domain will measure the engagement and satisfaction of parents, students, and teachers using feedback from the District-wide Surveys.

Alexander K. McClure School

Address 600 W. Hunting Park Ave.
Philadelphia, PA 19140

Phone / Fax 215.456.3001 / 215.456.5587

Website www.philasd.org/schools/mcclure

Grade Range K-5

Comprehensive CTE No

Admissions Category Neighborhood

Turnaround Model N/A

Welcome





The School Progress Report (SPR) provides parents, families, and community members with valuable information on the progress schools are making towards District-wide goals. Each school receives a score and a corresponding performance tier at the overall and domain levels. Each school also receives two rankings: one within all schools of the same grade configuration (City Rank) and one within a peer group of schools with similar student demographics (Peer Rank). A school is designated a City Leader if it ranks first among all schools with the same grade configuration. A school is designated a Peer Leader if it ranks first in its peer group.

Scoring Summary

TIER:     INTERVENE (0-24%)    WATCH (25-49%)    REINFORCE (50-74%)    MODEL (75-100%)

OVERALL

A school's overall score represents its combined performance on the Achievement, Progress, Climate, and College & Career (for high schools only) domains.

Score	Performance Tier	City Rank (Gap to Leader)	Peer Rank (Gap to Leader)
23%	    INTERVENE	52nd of 63 (-61)	11th of 16 (-33)

Achievement

The Achievement domain measures performance on standardized assessments, including the DRA, PSSA, Keystone Exams, and ACCESS for ELLs.

22%	    INTERVENE	35th of 63 (-51)	6th of 16 (-17)
-----	---	---------------------	--------------------

Progress

The Progress domain measures growth on standardized assessments and progress towards graduation (for high schools only).

18%	    INTERVENE	50th of 63 (-68)	11th of 16 (-57)
-----	---	---------------------	---------------------

Climate

The Climate domain measures student engagement and school climate.

37%	    WATCH	43rd of 64 (-63)	10th of 17 (-39)
-----	---	---------------------	---------------------

Coming in 2014-2015

Equity

The Equity domain will measure growth on standardized assessments for the lowest performers in a school.

Educator Effectiveness

The Educator Effectiveness domain will measure the effectiveness of school staff.

Stakeholder Feedback

The Stakeholder Feedback domain will measure the engagement and satisfaction of parents, students, and teachers using feedback from the District-wide Surveys.

Alexander Wilson School (CLOSED)

Address Closed

Grade Range K-6

Phone / Fax Closed

Comprehensive CTE No

Website Closed

Admissions Category Neighborhood

Turnaround Model N/A

Welcome

The School Progress Report (SPR) provides parents, families, and community members with valuable information on the progress schools are making towards District-wide goals. Each school receives a score and a corresponding performance tier at the overall and domain levels. Each school also receives two rankings: one within all schools of the same grade configuration (City Rank) and one within a peer group of schools with similar student demographics (Peer Rank). A school is designated a City Leader if it ranks first among all schools with the same grade configuration. A school is designated a Peer Leader if it ranks first in its peer group.

Scoring Summary

TIER: ■ ■ ■ ■ INTERVENE (0-24%) ■ ■ ■ ■ WATCH (25-49%) ■ ■ ■ ■ REINFORCE (50-74%) ■ ■ ■ ■ MODEL (75-100%)

OVERALL

A school's overall score represents its combined performance on the Achievement, Progress, Climate, and College & Career (for high schools only) domains.

Score	Performance Tier	City Rank (Gap to Leader)	Peer Rank (Gap to Leader)
52%	<div><div></div><div></div><div></div><div></div></div> REINFORCE	20th of 63 (-32)	2nd of 14 (-1)

Achievement

The Achievement domain measures performance on standardized assessments, including the DRA, PSSA, Keystone Exams, and ACCESS for ELLs.

25%	<div><div></div><div></div><div></div><div></div></div> WATCH	30th of 63 (-48)	2nd of 14 (-7)
-----	---	---------------------	-------------------

Progress

The Progress domain measures growth on standardized assessments and progress towards graduation (for high schools only).

64%	<div><div></div><div></div><div></div><div></div></div> REINFORCE	16th of 63 (-22)	4th of 14 (-22)
-----	---	---------------------	--------------------

Climate

The Climate domain measures student engagement and school climate.

60%	<div><div></div><div></div><div></div><div></div></div> REINFORCE	27th of 64 (-40)	Peer Leader
-----	---	---------------------	-------------

Coming in 2014-2015

Equity

The Equity domain will measure growth on standardized assessments for the lowest performers in a school.

Educator Effectiveness

The Educator Effectiveness domain will measure the effectiveness of school staff.

Stakeholder Feedback

The Stakeholder Feedback domain will measure the engagement and satisfaction of parents, students, and teachers using feedback from the District-wide Surveys.

Allen M. Stearne School

Address	1655 Unity St. Philadelphia, PA 19124	Grade Range	K-6
Phone / Fax	215.537.2522 / 215.537.2918	Comprehensive CTE	No
Website	www.philasd.org/schools/stearne	Admissions Category	Neighborhood
		Turnaround Model	N/A

Welcome





The School Progress Report (SPR) provides parents, families, and community members with valuable information on the progress schools are making towards District-wide goals. Each school receives a score and a corresponding performance tier at the overall and domain levels. Each school also receives two rankings: one within all schools of the same grade configuration (City Rank) and one within a peer group of schools with similar student demographics (Peer Rank). A school is designated a City Leader if it ranks first among all schools with the same grade configuration. A school is designated a Peer Leader if it ranks first in its peer group.

Scoring Summary

TIER:     INTERVENE (0-24%)     WATCH (25-49%)     REINFORCE (50-74%)     MODEL (75-100%)

OVERALL

A school's overall score represents its combined performance on the Achievement, Progress, Climate, and College & Career (for high schools only) domains.

Score	Performance Tier	City Rank (Gap to Leader)	Peer Rank (Gap to Leader)
18%	    INTERVENE	59th of 63 (-66)	12th of 14 (-35)

Achievement

The Achievement domain measures performance on standardized assessments, including the DRA, PSSA, Keystone Exams, and ACCESS for ELLs.

7%	    INTERVENE	53rd of 63 (-66)	8th of 14 (-25)
----	---	---------------------	--------------------

Progress

The Progress domain measures growth on standardized assessments and progress towards graduation (for high schools only).

32%	    WATCH	42nd of 63 (-54)	11th of 14 (-54)
-----	---	---------------------	---------------------

Climate

The Climate domain measures student engagement and school climate.

5%	    INTERVENE	64th of 64 (-95)	14th of 14 (-55)
----	---	---------------------	---------------------

Coming in 2014-2015

Equity

The Equity domain will measure growth on standardized assessments for the lowest performers in a school.

Educator Effectiveness

The Educator Effectiveness domain will measure the effectiveness of school staff.

Stakeholder Feedback

The Stakeholder Feedback domain will measure the engagement and satisfaction of parents, students, and teachers using feedback from the District-wide Surveys.

Anna B. Pratt School (CLOSED)

Address Closed

Grade Range K-6

Phone / Fax Closed

Comprehensive CTE No

Website Closed

Admissions Category Neighborhood

Turnaround Model N/A

Welcome

The School Progress Report (SPR) provides parents, families, and community members with valuable information on the progress schools are making towards District-wide goals. Each school receives a score and a corresponding performance tier at the overall and domain levels. Each school also receives two rankings: one within all schools of the same grade configuration (City Rank) and one within a peer group of schools with similar student demographics (Peer Rank). A school is designated a City Leader if it ranks first among all schools with the same grade configuration. A school is designated a Peer Leader if it ranks first in its peer group.

Scoring Summary

TIER: ■ ■ ■ ■ INTERVENE (0-24%) ■ ■ ■ WATCH (25-49%) ■ ■ ■ REINFORCE (50-74%) ■ ■ ■ MODEL (75-100%)

OVERALL

A school's overall score represents its combined performance on the Achievement, Progress, Climate, and College & Career (for high schools only) domains.

Score	Performance Tier	City Rank (Gap to Leader)	Peer Rank (Gap to Leader)
39%	■ ■ ■ ■ WATCH	34th of 63 (-45)	5th of 14 (-14)

Achievement

The Achievement domain measures performance on standardized assessments, including the DRA, PSSA, Keystone Exams, and ACCESS for ELLs.

9%	■ ■ ■ ■ INTERVENE	49th of 63 (-64)	6th of 14 (-23)
----	--	---------------------	--------------------

Progress

The Progress domain measures growth on standardized assessments and progress towards graduation (for high schools only).

68%	■ ■ ■ ■ REINFORCE	10th of 63 (-18)	3rd of 14 (-18)
-----	--	---------------------	--------------------

Climate

The Climate domain measures student engagement and school climate.

12%	■ ■ ■ ■ INTERVENE	62nd of 64 (-88)	13th of 14 (-48)
-----	--	---------------------	---------------------

Coming in 2014-2015

Equity

The Equity domain will measure growth on standardized assessments for the lowest performers in a school.

Educator Effectiveness

The Educator Effectiveness domain will measure the effectiveness of school staff.

Stakeholder Feedback

The Stakeholder Feedback domain will measure the engagement and satisfaction of parents, students, and teachers using feedback from the District-wide Surveys.

Anne Frank School

Address	2000 Bowler St. Philadelphia, PA 19115	Grade Range	K-5
Phone / Fax	215.961.2005 / 215.961.2551	Comprehensive CTE	No
Website	www.philasd.org/schools/annefrank	Admissions Category	Neighborhood
		Turnaround Model	N/A

Welcome

The School Progress Report (SPR) provides parents, families, and community members with valuable information on the progress schools are making towards District-wide goals. Each school receives a score and a corresponding performance tier at the overall and domain levels. Each school also receives two rankings: one within all schools of the same grade configuration (City Rank) and one within a peer group of schools with similar student demographics (Peer Rank). A school is designated a City Leader if it ranks first among all schools with the same grade configuration. A school is designated a Peer Leader if it ranks first in its peer group.

Scoring Summary

TIER: ■ ■ ■ ■ INTERVENE (0-24%) ■ ■ ■ ■ WATCH (25-49%) ■ ■ ■ ■ REINFORCE (50-74%) ■ ■ ■ ■ MODEL (75-100%)

OVERALL

A school's overall score represents its combined performance on the Achievement, Progress, Climate, and College & Career (for high schools only) domains.

Score	Performance Tier	City Rank (Gap to Leader)	Peer Rank (Gap to Leader)
84%	<div><div></div><div></div><div></div><div style="background-color: blue;"></div></div> MODEL	City Leader	Peer Leader

Achievement

The Achievement domain measures performance on standardized assessments, including the DRA, PSSA, Keystone Exams, and ACCESS for ELLs.

73%	<div><div></div><div></div><div style="background-color: green;"></div><div></div></div> REINFORCE	City Leader	Peer Leader
-----	---	-------------	-------------

Progress

The Progress domain measures growth on standardized assessments and progress towards graduation (for high schools only).

84%	<div><div></div><div></div><div></div><div style="background-color: blue;"></div></div> MODEL	2nd of 63 (-2)	Peer Leader
-----	--	-------------------	-------------

Climate

The Climate domain measures student engagement and school climate.

100%	<div><div></div><div></div><div></div><div style="background-color: blue;"></div></div> MODEL	City Leader	Peer Leader
------	--	-------------	-------------

Coming in 2014-2015

Equity

The Equity domain will measure growth on standardized assessments for the lowest performers in a school.

Educator Effectiveness

The Educator Effectiveness domain will measure the effectiveness of school staff.

Stakeholder Feedback

The Stakeholder Feedback domain will measure the engagement and satisfaction of parents, students, and teachers using feedback from the District-wide Surveys.

Avery D. Harrington School

Address	5300 Baltimore Ave. Philadelphia, PA 19143	Grade Range	K-6
Phone / Fax	215.471.2914 / 215.471.5087	Comprehensive CTE	No
Website	www.philasd.org/schools/harrington	Admissions Category	Neighborhood
		Turnaround Model	N/A

Welcome

The School Progress Report (SPR) provides parents, families, and community members with valuable information on the progress schools are making towards District-wide goals. Each school receives a score and a corresponding performance tier at the overall and domain levels. Each school also receives two rankings: one within all schools of the same grade configuration (City Rank) and one within a peer group of schools with similar student demographics (Peer Rank). A school is designated a City Leader if it ranks first among all schools with the same grade configuration. A school is designated a Peer Leader if it ranks first in its peer group.

Scoring Summary

TIER: ■ ■ ■ ■ INTERVENE (0-24%) ■ ■ ■ ■ WATCH (25-49%) ■ ■ ■ ■ REINFORCE (50-74%) ■ ■ ■ ■ MODEL (75-100%)

OVERALL

A school's overall score represents its combined performance on the Achievement, Progress, Climate, and College & Career (for high schools only) domains.

Score	Performance Tier	City Rank (Gap to Leader)	Peer Rank (Gap to Leader)
43%	■ ■ ■ ■ WATCH	29th of 63 (-41)	3rd of 14 (-10)

Achievement

The Achievement domain measures performance on standardized assessments, including the DRA, PSSA, Keystone Exams, and ACCESS for ELLs.

32%	■ ■ ■ ■ WATCH	24th of 63 (-41)	Peer Leader
-----	---	---------------------	-------------

Progress

The Progress domain measures growth on standardized assessments and progress towards graduation (for high schools only).

49%	■ ■ ■ ■ WATCH	32nd of 63 (-37)	8th of 14 (-37)
-----	---	---------------------	--------------------

Climate

The Climate domain measures student engagement and school climate.

47%	■ ■ ■ ■ WATCH	36th of 64 (-53)	2nd of 14 (-13)
-----	---	---------------------	--------------------

Coming in 2014-2015

Equity

The Equity domain will measure growth on standardized assessments for the lowest performers in a school.

Educator Effectiveness

The Educator Effectiveness domain will measure the effectiveness of school staff.

Stakeholder Feedback

The Stakeholder Feedback domain will measure the engagement and satisfaction of parents, students, and teachers using feedback from the District-wide Surveys.

Bayard Taylor School

Address 3698 N. Randolph St.
Philadelphia, PA 19140

Phone / Fax 215.227.4435 / 215.227.4900

Website www.philasd.org/schools/taylor

Grade Range K-5

Comprehensive CTE No

Admissions Category Neighborhood

Turnaround Model N/A

Welcome





The School Progress Report (SPR) provides parents, families, and community members with valuable information on the progress schools are making towards District-wide goals. Each school receives a score and a corresponding performance tier at the overall and domain levels. Each school also receives two rankings: one within all schools of the same grade configuration (City Rank) and one within a peer group of schools with similar student demographics (Peer Rank). A school is designated a City Leader if it ranks first among all schools with the same grade configuration. A school is designated a Peer Leader if it ranks first in its peer group.

Scoring Summary

TIER:     INTERVENE (0-24%)     WATCH (25-49%)     REINFORCE (50-74%)     MODEL (75-100%)

OVERALL

A school's overall score represents its combined performance on the Achievement, Progress, Climate, and College & Career (for high schools only) domains.

Score	Performance Tier	City Rank (Gap to Leader)	Peer Rank (Gap to Leader)
17%	    INTERVENE	60th of 63 (-67)	15th of 16 (-39)

Achievement

The Achievement domain measures performance on standardized assessments, including the DRA, PSSA, Keystone Exams, and ACCESS for ELLs.

6%	    INTERVENE	55th of 63 (-67)	14th of 16 (-33)
----	---	---------------------	---------------------

Progress

The Progress domain measures growth on standardized assessments and progress towards graduation (for high schools only).

18%	    INTERVENE	50th of 63 (-68)	11th of 16 (-57)
-----	---	---------------------	---------------------

Climate

The Climate domain measures student engagement and school climate.

32%	    WATCH	47th of 64 (-68)	12th of 17 (-44)
-----	---	---------------------	---------------------

Coming in 2014-2015

Equity

The Equity domain will measure growth on standardized assessments for the lowest performers in a school.

Educator Effectiveness

The Educator Effectiveness domain will measure the effectiveness of school staff.

Stakeholder Feedback

The Stakeholder Feedback domain will measure the engagement and satisfaction of parents, students, and teachers using feedback from the District-wide Surveys.

Benjamin B. Comegys School

Address	5100 Greenway Ave. Philadelphia, PA 19143	Grade Range	K-6
Phone / Fax	215.727.2162 / 215.727.2329	Comprehensive CTE	No
Website	www.philasd.org/schools/comegys	Admissions Category	Neighborhood
		Turnaround Model	N/A

Welcome

The School Progress Report (SPR) provides parents, families, and community members with valuable information on the progress schools are making towards District-wide goals. Each school receives a score and a corresponding performance tier at the overall and domain levels. Each school also receives two rankings: one within all schools of the same grade configuration (City Rank) and one within a peer group of schools with similar student demographics (Peer Rank). A school is designated a City Leader if it ranks first among all schools with the same grade configuration. A school is designated a Peer Leader if it ranks first in its peer group.

Scoring Summary

TIER: ■ ■ ■ ■ INTERVENE (0-24%) ■ ■ ■ ■ WATCH (25-49%) ■ ■ ■ ■ REINFORCE (50-74%) ■ ■ ■ ■ MODEL (75-100%)

OVERALL

A school's overall score represents its combined performance on the Achievement, Progress, Climate, and College & Career (for high schools only) domains.

Score	Performance Tier	City Rank (Gap to Leader)	Peer Rank (Gap to Leader)
40%	■ ■ ■ ■ WATCH	31st of 63 (-44)	4th of 14 (-13)

Achievement

The Achievement domain measures performance on standardized assessments, including the DRA, PSSA, Keystone Exams, and ACCESS for ELLs.

4%	■ ■ ■ ■ INTERVENE	59th of 63 (-69)	11th of 14 (-28)
----	--	---------------------	---------------------

Progress

The Progress domain measures growth on standardized assessments and progress towards graduation (for high schools only).

70%	■ ■ ■ ■ REINFORCE	9th of 63 (-16)	2nd of 14 (-16)
-----	--	--------------------	--------------------

Climate

The Climate domain measures student engagement and school climate.

26%	■ ■ ■ ■ WATCH	53rd of 64 (-74)	7th of 14 (-34)
-----	--	---------------------	--------------------

Coming in 2014-2015

Equity

The Equity domain will measure growth on standardized assessments for the lowest performers in a school.

Educator Effectiveness

The Educator Effectiveness domain will measure the effectiveness of school staff.

Stakeholder Feedback

The Stakeholder Feedback domain will measure the engagement and satisfaction of parents, students, and teachers using feedback from the District-wide Surveys.

Bridesburg School

Address	2824 Jenks St. Philadelphia, PA 19137	Grade Range	K-5
Phone / Fax	215.537.2515 / 215.537.3145	Comprehensive CTE	No
Website	www.philasd.org/schools/bridesburg	Admissions Category	Neighborhood
		Turnaround Model	N/A

Welcome

The School Progress Report (SPR) provides parents, families, and community members with valuable information on the progress schools are making towards District-wide goals. Each school receives a score and a corresponding performance tier at the overall and domain levels. Each school also receives two rankings: one within all schools of the same grade configuration (City Rank) and one within a peer group of schools with similar student demographics (Peer Rank). A school is designated a City Leader if it ranks first among all schools with the same grade configuration. A school is designated a Peer Leader if it ranks first in its peer group.

Scoring Summary

TIER: ■ ■ ■ ■ INTERVENE (0-24%) ■ ■ ■ ■ WATCH (25-49%) ■ ■ ■ ■ REINFORCE (50-74%) ■ ■ ■ ■ MODEL (75-100%)

OVERALL

A school's overall score represents its combined performance on the Achievement, Progress, Climate, and College & Career (for high schools only) domains.

Score	Performance Tier	City Rank (Gap to Leader)	Peer Rank (Gap to Leader)
29%	■ ■ ■ ■ WATCH	42nd of 63 (-55)	8th of 8 (-55)

Achievement

The Achievement domain measures performance on standardized assessments, including the DRA, PSSA, Keystone Exams, and ACCESS for ELLs.

45%	■ ■ ■ ■ WATCH	12th of 63 (-28)	8th of 8 (-28)
-----	--	---------------------	-------------------

Progress

The Progress domain measures growth on standardized assessments and progress towards graduation (for high schools only).

4%	■ ■ ■ ■ INTERVENE	59th of 63 (-82)	8th of 8 (-80)
----	--	---------------------	-------------------

Climate

The Climate domain measures student engagement and school climate.

64%	■ ■ ■ ■ REINFORCE	24th of 64 (-36)	7th of 8 (-36)
-----	--	---------------------	-------------------

Coming in 2014-2015

Equity

The Equity domain will measure growth on standardized assessments for the lowest performers in a school.

Educator Effectiveness

The Educator Effectiveness domain will measure the effectiveness of school staff.

Stakeholder Feedback

The Stakeholder Feedback domain will measure the engagement and satisfaction of parents, students, and teachers using feedback from the District-wide Surveys.

Cayuga School

Address	4344-4358 N. 5th St. Philadelphia, PA 19140	Grade Range	K-5
Phone / Fax	215.456.3167 / 215.456.5622	Comprehensive CTE	No
Website	www.philasd.org/schools/cayuga	Admissions Category	Neighborhood
		Turnaround Model	N/A

Welcome

The School Progress Report (SPR) provides parents, families, and community members with valuable information on the progress schools are making towards District-wide goals. Each school receives a score and a corresponding performance tier at the overall and domain levels. Each school also receives two rankings: one within all schools of the same grade configuration (City Rank) and one within a peer group of schools with similar student demographics (Peer Rank). A school is designated a City Leader if it ranks first among all schools with the same grade configuration. A school is designated a Peer Leader if it ranks first in its peer group.

Scoring Summary

TIER: ■ ■ ■ ■ INTERVENE (0-24%) ■ ■ ■ WATCH (25-49%) ■ ■ ■ REINFORCE (50-74%) ■ ■ ■ MODEL (75-100%)

OVERALL

A school's overall score represents its combined performance on the Achievement, Progress, Climate, and College & Career (for high schools only) domains.

Score	Performance Tier	City Rank (Gap to Leader)	Peer Rank (Gap to Leader)
22%	■ ■ ■ ■ INTERVENE	55th of 63 (-62)	13th of 16 (-34)

Achievement

The Achievement domain measures performance on standardized assessments, including the DRA, PSSA, Keystone Exams, and ACCESS for ELLs.

5%	■ ■ ■ ■ INTERVENE	58th of 63 (-68)	15th of 16 (-34)
----	--	---------------------	---------------------

Progress

The Progress domain measures growth on standardized assessments and progress towards graduation (for high schools only).

31%	■ ■ ■ ■ WATCH	44th of 63 (-55)	8th of 16 (-44)
-----	--	---------------------	--------------------

Climate

The Climate domain measures student engagement and school climate.

27%	■ ■ ■ ■ WATCH	51st of 64 (-73)	14th of 17 (-49)
-----	--	---------------------	---------------------

Coming in 2014-2015

Equity

The Equity domain will measure growth on standardized assessments for the lowest performers in a school.

Educator Effectiveness

The Educator Effectiveness domain will measure the effectiveness of school staff.

Stakeholder Feedback

The Stakeholder Feedback domain will measure the engagement and satisfaction of parents, students, and teachers using feedback from the District-wide Surveys.

Clara Barton School

Address	4600 Rosehill St. Philadelphia, PA 19120	Grade Range	K-2
Phone / Fax	215.456.3007 / 215.456.5578	Comprehensive CTE	No
Website	www.philasd.org/schools/barton	Admissions Category	Neighborhood
		Turnaround Model	N/A

Welcome

The School Progress Report (SPR) provides parents, families, and community members with valuable information on the progress schools are making towards District-wide goals. Each school receives a score and a corresponding performance tier at the overall and domain levels. Each school also receives two rankings: one within all schools of the same grade configuration (City Rank) and one within a peer group of schools with similar student demographics (Peer Rank). A school is designated a City Leader if it ranks first among all schools with the same grade configuration. A school is designated a Peer Leader if it ranks first in its peer group.

Scoring Summary

TIER: ■ ■ ■ ■ INTERVENE (0-24%) ■ ■ ■ ■ WATCH (25-49%) ■ ■ ■ ■ REINFORCE (50-74%) ■ ■ ■ ■ MODEL (75-100%)

OVERALL

A school's overall score represents its combined performance on the Achievement, Progress, Climate, and College & Career (for high schools only) domains.

<u>Score</u>	<u>Performance Tier</u>	<u>City Rank (Gap to Leader)</u>	<u>Peer Rank (Gap to Leader)</u>
	Insufficient Data		

Achievement

The Achievement domain measures performance on standardized assessments, including the DRA, PSSA, Keystone Exams, and ACCESS for ELLs.

	Insufficient Data	
--	-------------------	--

Progress

The Progress domain measures growth on standardized assessments and progress towards graduation (for high schools only).

	Insufficient Data	
--	-------------------	--

Climate

The Climate domain measures student engagement and school climate.

59%	■ ■ ■ ■ REINFORCE	28th of 64 (-41)	5th of 17 (-17)
-----	--	---------------------	--------------------

Coming in 2014-2015

Equity

The Equity domain will measure growth on standardized assessments for the lowest performers in a school.

Educator Effectiveness

The Educator Effectiveness domain will measure the effectiveness of school staff.

Stakeholder Feedback

The Stakeholder Feedback domain will measure the engagement and satisfaction of parents, students, and teachers using feedback from the District-wide Surveys.

Edwin Forrest School

Address	7300 Cottage St. Philadelphia, PA 19136	Grade Range	K-6
Phone / Fax	215.335.5652 / 215.335.5983	Comprehensive CTE	No
Website	www.philasd.org/schools/forrest	Admissions Category	Neighborhood
		Turnaround Model	N/A

Welcome

The School Progress Report (SPR) provides parents, families, and community members with valuable information on the progress schools are making towards District-wide goals. Each school receives a score and a corresponding performance tier at the overall and domain levels. Each school also receives two rankings: one within all schools of the same grade configuration (City Rank) and one within a peer group of schools with similar student demographics (Peer Rank). A school is designated a City Leader if it ranks first among all schools with the same grade configuration. A school is designated a Peer Leader if it ranks first in its peer group.

Scoring Summary

TIER: ■ □ □ □ INTERVENE (0-24%) □ ■ □ □ WATCH (25-49%) □ □ ■ □ REINFORCE (50-74%) □ □ □ ■ MODEL (75-100%)

OVERALL

A school's overall score represents its combined performance on the Achievement, Progress, Climate, and College & Career (for high schools only) domains.

Score	Performance Tier	City Rank (Gap to Leader)	Peer Rank (Gap to Leader)
60%	□ □ ■ □ REINFORCE	12th of 63 (-24)	3rd of 11 (-2)

Achievement

The Achievement domain measures performance on standardized assessments, including the DRA, PSSA, Keystone Exams, and ACCESS for ELLs.

43%	□ ■ □ □ WATCH	14th of 63 (-30)	4th of 11 (-14)
-----	--	---------------------	--------------------

Progress

The Progress domain measures growth on standardized assessments and progress towards graduation (for high schools only).

66%	□ □ ■ □ REINFORCE	12th of 63 (-20)	2nd of 11 (-6)
-----	--	---------------------	-------------------

Climate

The Climate domain measures student engagement and school climate.

71%	□ □ ■ □ REINFORCE	19th of 64 (-29)	7th of 11 (-26)
-----	--	---------------------	--------------------

Coming in 2014-2015

Equity

The Equity domain will measure growth on standardized assessments for the lowest performers in a school.

Educator Effectiveness

The Educator Effectiveness domain will measure the effectiveness of school staff.

Stakeholder Feedback

The Stakeholder Feedback domain will measure the engagement and satisfaction of parents, students, and teachers using feedback from the District-wide Surveys.

Eleanor C. Emlen School

Address	6501 Chew Ave. Philadelphia, PA 19119	Grade Range	K-6
Phone / Fax	215.951.4010 / 215.951.4131	Comprehensive CTE	No
Website	www.philasd.org/schools/emlen	Admissions Category	Neighborhood
		Turnaround Model	N/A

Welcome

The School Progress Report (SPR) provides parents, families, and community members with valuable information on the progress schools are making towards District-wide goals. Each school receives a score and a corresponding performance tier at the overall and domain levels. Each school also receives two rankings: one within all schools of the same grade configuration (City Rank) and one within a peer group of schools with similar student demographics (Peer Rank). A school is designated a City Leader if it ranks first among all schools with the same grade configuration. A school is designated a Peer Leader if it ranks first in its peer group.

Scoring Summary

TIER: ■ ■ ■ ■ INTERVENE (0-24%) ■ ■ ■ WATCH (25-49%) ■ ■ ■ REINFORCE (50-74%) ■ ■ ■ MODEL (75-100%)

OVERALL

A school's overall score represents its combined performance on the Achievement, Progress, Climate, and College & Career (for high schools only) domains.

Score	Performance Tier	City Rank (Gap to Leader)	Peer Rank (Gap to Leader)
47%	■ ■ ■ ■ WATCH	24th of 63 (-37)	7th of 14 (-19)

Achievement

The Achievement domain measures performance on standardized assessments, including the DRA, PSSA, Keystone Exams, and ACCESS for ELLs.

15%	■ ■ ■ ■ INTERVENE	42nd of 63 (-58)	11th of 14 (-52)
-----	--	---------------------	---------------------

Progress

The Progress domain measures growth on standardized assessments and progress towards graduation (for high schools only).

63%	■ ■ ■ ■ REINFORCE	18th of 63 (-23)	5th of 14 (-20)
-----	--	---------------------	--------------------

Climate

The Climate domain measures student engagement and school climate.

59%	■ ■ ■ ■ REINFORCE	28th of 64 (-41)	9th of 14 (-31)
-----	--	---------------------	--------------------

Coming in 2014-2015

Equity

The Equity domain will measure growth on standardized assessments for the lowest performers in a school.

Educator Effectiveness

The Educator Effectiveness domain will measure the effectiveness of school staff.

Stakeholder Feedback

The Stakeholder Feedback domain will measure the engagement and satisfaction of parents, students, and teachers using feedback from the District-wide Surveys.

Ellwood School

Address	6701 N. 13th St. Philadelphia, PA 19126	Grade Range	K-5
Phone / Fax	215.276.5268 / 215.276.5876	Comprehensive CTE	No
Website	www.philasd.org/schools/ellwood	Admissions Category	Neighborhood
		Turnaround Model	N/A

Welcome

The School Progress Report (SPR) provides parents, families, and community members with valuable information on the progress schools are making towards District-wide goals. Each school receives a score and a corresponding performance tier at the overall and domain levels. Each school also receives two rankings: one within all schools of the same grade configuration (City Rank) and one within a peer group of schools with similar student demographics (Peer Rank). A school is designated a City Leader if it ranks first among all schools with the same grade configuration. A school is designated a Peer Leader if it ranks first in its peer group.

Scoring Summary

TIER: ■ ■ ■ ■ INTERVENE (0-24%) ■ ■ ■ WATCH (25-49%) ■ ■ ■ REINFORCE (50-74%) ■ ■ ■ MODEL (75-100%)

OVERALL

A school's overall score represents its combined performance on the Achievement, Progress, Climate, and College & Career (for high schools only) domains.

Score	Performance Tier	City Rank (Gap to Leader)	Peer Rank (Gap to Leader)
29%	■ ■ ■ ■ WATCH	42nd of 63 (-55)	10th of 14 (-37)

Achievement

The Achievement domain measures performance on standardized assessments, including the DRA, PSSA, Keystone Exams, and ACCESS for ELLs.

24%	■ ■ ■ ■ INTERVENE	33rd of 63 (-49)	7th of 14 (-43)
-----	--	---------------------	--------------------

Progress

The Progress domain measures growth on standardized assessments and progress towards graduation (for high schools only).

13%	■ ■ ■ ■ INTERVENE	55th of 63 (-73)	12th of 14 (-70)
-----	--	---------------------	---------------------

Climate

The Climate domain measures student engagement and school climate.

74%	■ ■ ■ ■ REINFORCE	18th of 64 (-26)	5th of 14 (-16)
-----	--	---------------------	--------------------

Coming in 2014-2015

Equity

The Equity domain will measure growth on standardized assessments for the lowest performers in a school.

Educator Effectiveness

The Educator Effectiveness domain will measure the effectiveness of school staff.

Stakeholder Feedback

The Stakeholder Feedback domain will measure the engagement and satisfaction of parents, students, and teachers using feedback from the District-wide Surveys.

Feltonville Intermediate School

Address	238 E. Wyoming Ave. Philadelphia, PA 19120	Grade Range	3-5
Phone / Fax	215.456.3012 / 215.456.0122	Comprehensive CTE	No
Website	www.philasd.org/schools/feltonville-intermediate	Admissions Category	Neighborhood
		Turnaround Model	N/A

Welcome

The School Progress Report (SPR) provides parents, families, and community members with valuable information on the progress schools are making towards District-wide goals. Each school receives a score and a corresponding performance tier at the overall and domain levels. Each school also receives two rankings: one within all schools of the same grade configuration (City Rank) and one within a peer group of schools with similar student demographics (Peer Rank). A school is designated a City Leader if it ranks first among all schools with the same grade configuration. A school is designated a Peer Leader if it ranks first in its peer group.

Scoring Summary

TIER: ■ ■ ■ ■ INTERVENE (0-24%) ■ ■ ■ WATCH (25-49%) ■ ■ ■ REINFORCE (50-74%) ■ ■ ■ MODEL (75-100%)

OVERALL

A school's overall score represents its combined performance on the Achievement, Progress, Climate, and College & Career (for high schools only) domains.

Score	Performance Tier	City Rank (Gap to Leader)	Peer Rank (Gap to Leader)
56%	■ ■ ■ ■ REINFORCE	14th of 63 (-28)	Peer Leader

Achievement

The Achievement domain measures performance on standardized assessments, including the DRA, PSSA, Keystone Exams, and ACCESS for ELLs.

21%	■ ■ ■ ■ INTERVENE	36th of 63 (-52)	7th of 16 (-18)
-----	--	---------------------	--------------------

Progress

The Progress domain measures growth on standardized assessments and progress towards graduation (for high schools only).

75%	■ ■ ■ ■ MODEL	7th of 63 (-11)	Peer Leader
-----	--	--------------------	-------------

Climate

The Climate domain measures student engagement and school climate.

58%	■ ■ ■ ■ REINFORCE	31st of 64 (-42)	7th of 17 (-18)
-----	--	---------------------	--------------------

Coming in 2014-2015

Equity

The Equity domain will measure growth on standardized assessments for the lowest performers in a school.

Educator Effectiveness

The Educator Effectiveness domain will measure the effectiveness of school staff.

Stakeholder Feedback

The Stakeholder Feedback domain will measure the engagement and satisfaction of parents, students, and teachers using feedback from the District-wide Surveys.

Fox Chase School

Address	500 Rhawn St. Philadelphia, PA 19111	Grade Range	K-5
Phone / Fax	215.728.5016 / 215.728.5006	Comprehensive CTE	No
Website	www.philasd.org/schools/foxchase	Admissions Category	Neighborhood
		Turnaround Model	N/A

Welcome

The School Progress Report (SPR) provides parents, families, and community members with valuable information on the progress schools are making towards District-wide goals. Each school receives a score and a corresponding performance tier at the overall and domain levels. Each school also receives two rankings: one within all schools of the same grade configuration (City Rank) and one within a peer group of schools with similar student demographics (Peer Rank). A school is designated a City Leader if it ranks first among all schools with the same grade configuration. A school is designated a Peer Leader if it ranks first in its peer group.

Scoring Summary

TIER: ■ ■ ■ ■ INTERVENE (0-24%) ■ ■ ■ WATCH (25-49%) ■ ■ ■ REINFORCE (50-74%) ■ ■ ■ MODEL (75-100%)

OVERALL

A school's overall score represents its combined performance on the Achievement, Progress, Climate, and College & Career (for high schools only) domains.

Score	Performance Tier	City Rank (Gap to Leader)	Peer Rank (Gap to Leader)
70%	<div><div></div><div></div><div></div><div></div></div> REINFORCE	4th of 63 (-14)	4th of 8 (-14)

Achievement

The Achievement domain measures performance on standardized assessments, including the DRA, PSSA, Keystone Exams, and ACCESS for ELLs.

64%	<div><div></div><div></div><div></div><div></div></div> REINFORCE	7th of 63 (-9)	6th of 8 (-9)
-----	--	-------------------	------------------

Progress

The Progress domain measures growth on standardized assessments and progress towards graduation (for high schools only).

68%	<div><div></div><div></div><div></div><div></div></div> REINFORCE	10th of 63 (-18)	3rd of 8 (-16)
-----	--	---------------------	-------------------

Climate

The Climate domain measures student engagement and school climate.

83%	<div><div></div><div></div><div></div><div></div></div> MODEL	13th of 64 (-17)	5th of 8 (-17)
-----	--	---------------------	-------------------

Coming in 2014-2015

Equity

The Equity domain will measure growth on standardized assessments for the lowest performers in a school.

Educator Effectiveness

The Educator Effectiveness domain will measure the effectiveness of school staff.

Stakeholder Feedback

The Stakeholder Feedback domain will measure the engagement and satisfaction of parents, students, and teachers using feedback from the District-wide Surveys.

Frances E. Willard School

Address	1930 E. Elkhart St. Philadelphia, PA 19134	Grade Range	K-4
Phone / Fax	215.291.4714 / 215.291.4161	Comprehensive CTE	No
Website	www.philasd.org/schools/willard	Admissions Category	Neighborhood
		Turnaround Model	N/A

Welcome

The School Progress Report (SPR) provides parents, families, and community members with valuable information on the progress schools are making towards District-wide goals. Each school receives a score and a corresponding performance tier at the overall and domain levels. Each school also receives two rankings: one within all schools of the same grade configuration (City Rank) and one within a peer group of schools with similar student demographics (Peer Rank). A school is designated a City Leader if it ranks first among all schools with the same grade configuration. A school is designated a Peer Leader if it ranks first in its peer group.

Scoring Summary

TIER: ■ ■ ■ ■ INTERVENE (0-24%) ■ ■ ■ ■ WATCH (25-49%) ■ ■ ■ ■ REINFORCE (50-74%) ■ ■ ■ ■ MODEL (75-100%)

OVERALL

A school's overall score represents its combined performance on the Achievement, Progress, Climate, and College & Career (for high schools only) domains.

Score	Performance Tier	City Rank (Gap to Leader)	Peer Rank (Gap to Leader)
45%	■ ■ ■ ■ WATCH	27th of 63 (-39)	2nd of 16 (-11)

Achievement

The Achievement domain measures performance on standardized assessments, including the DRA, PSSA, Keystone Exams, and ACCESS for ELLs.

35%	■ ■ ■ ■ WATCH	22nd of 63 (-38)	3rd of 16 (-4)
-----	--	---------------------	-------------------

Progress

The Progress domain measures growth on standardized assessments and progress towards graduation (for high schools only).

55%	■ ■ ■ ■ REINFORCE	25th of 63 (-31)	3rd of 16 (-20)
-----	--	---------------------	--------------------

Climate

The Climate domain measures student engagement and school climate.

34%	■ ■ ■ ■ WATCH	45th of 64 (-66)	11th of 17 (-42)
-----	--	---------------------	---------------------

Coming in 2014-2015

Equity

The Equity domain will measure growth on standardized assessments for the lowest performers in a school.

Educator Effectiveness

The Educator Effectiveness domain will measure the effectiveness of school staff.

Stakeholder Feedback

The Stakeholder Feedback domain will measure the engagement and satisfaction of parents, students, and teachers using feedback from the District-wide Surveys.

Francis S. Key School

Address	2230 S. 8th St. Philadelphia, PA 19148	Grade Range	K-6
Phone / Fax	215.952.6216 / 215.952.8505	Comprehensive CTE	No
Website	www.philasd.org/schools/key	Admissions Category	Neighborhood
		Turnaround Model	N/A

Welcome

The School Progress Report (SPR) provides parents, families, and community members with valuable information on the progress schools are making towards District-wide goals. Each school receives a score and a corresponding performance tier at the overall and domain levels. Each school also receives two rankings: one within all schools of the same grade configuration (City Rank) and one within a peer group of schools with similar student demographics (Peer Rank). A school is designated a City Leader if it ranks first among all schools with the same grade configuration. A school is designated a Peer Leader if it ranks first in its peer group.

Scoring Summary

TIER: ■ □ □ □ INTERVENE (0-24%) □ ■ □ □ WATCH (25-49%) □ □ ■ □ REINFORCE (50-74%) □ □ □ ■ MODEL (75-100%)

OVERALL

A school's overall score represents its combined performance on the Achievement, Progress, Climate, and College & Career (for high schools only) domains.

Score	Performance Tier	City Rank (Gap to Leader)	Peer Rank (Gap to Leader)
56%	□ □ ■ □ REINFORCE	14th of 63 (-28)	5th of 11 (-6)

Achievement

The Achievement domain measures performance on standardized assessments, including the DRA, PSSA, Keystone Exams, and ACCESS for ELLs.

38%	□ ■ □ □ WATCH	19th of 63 (-35)	8th of 11 (-19)
-----	--	---------------------	--------------------

Progress

The Progress domain measures growth on standardized assessments and progress towards graduation (for high schools only).

51%	□ □ ■ □ REINFORCE	30th of 63 (-35)	7th of 11 (-21)
-----	--	---------------------	--------------------

Climate

The Climate domain measures student engagement and school climate.

94%	□ □ □ ■ MODEL	4th of 64 (-6)	2nd of 11 (-3)
-----	--	-------------------	-------------------

Coming in 2014-2015

Equity

The Equity domain will measure growth on standardized assessments for the lowest performers in a school.

Educator Effectiveness

The Educator Effectiveness domain will measure the effectiveness of school staff.

Stakeholder Feedback

The Stakeholder Feedback domain will measure the engagement and satisfaction of parents, students, and teachers using feedback from the District-wide Surveys.

Franklin S. Edmonds School

Address	8025 Thouron Ave. Philadelphia, PA 19150	Grade Range	K-6
Phone / Fax	215.276.5261 / 215.276.5811	Comprehensive CTE	No
Website	www.philasd.org/schools/edmonds	Admissions Category	Neighborhood
		Turnaround Model	N/A

Welcome

The School Progress Report (SPR) provides parents, families, and community members with valuable information on the progress schools are making towards District-wide goals. Each school receives a score and a corresponding performance tier at the overall and domain levels. Each school also receives two rankings: one within all schools of the same grade configuration (City Rank) and one within a peer group of schools with similar student demographics (Peer Rank). A school is designated a City Leader if it ranks first among all schools with the same grade configuration. A school is designated a Peer Leader if it ranks first in its peer group.

Scoring Summary

TIER: ■ ■ ■ ■ INTERVENE (0-24%) ■ ■ ■ ■ WATCH (25-49%) ■ ■ ■ ■ REINFORCE (50-74%) ■ ■ ■ ■ MODEL (75-100%)

OVERALL

A school's overall score represents its combined performance on the Achievement, Progress, Climate, and College & Career (for high schools only) domains.

Score	Performance Tier	City Rank (Gap to Leader)	Peer Rank (Gap to Leader)
40%	■ ■ ■ ■ WATCH	31st of 63 (-44)	9th of 14 (-26)

Achievement

The Achievement domain measures performance on standardized assessments, including the DRA, PSSA, Keystone Exams, and ACCESS for ELLs.

25%	■ ■ ■ ■ WATCH	30th of 63 (-48)	6th of 14 (-42)
-----	---	---------------------	--------------------

Progress

The Progress domain measures growth on standardized assessments and progress towards graduation (for high schools only).

32%	■ ■ ■ ■ WATCH	42nd of 63 (-54)	10th of 14 (-51)
-----	---	---------------------	---------------------

Climate

The Climate domain measures student engagement and school climate.

82%	■ ■ ■ ■ MODEL	16th of 64 (-18)	4th of 14 (-8)
-----	---	---------------------	-------------------

Coming in 2014-2015

Equity

The Equity domain will measure growth on standardized assessments for the lowest performers in a school.

Educator Effectiveness

The Educator Effectiveness domain will measure the effectiveness of school staff.

Stakeholder Feedback

The Stakeholder Feedback domain will measure the engagement and satisfaction of parents, students, and teachers using feedback from the District-wide Surveys.

Henry W. Lawton School

Address	6101 Jackson St. Philadelphia, PA 19135	Grade Range	K-6
Phone / Fax	215.335.5659 / 215.335.5325	Comprehensive CTE	No
Website	www.philasd.org/schools/lawton	Admissions Category	Neighborhood
		Turnaround Model	N/A

Welcome

The School Progress Report (SPR) provides parents, families, and community members with valuable information on the progress schools are making towards District-wide goals. Each school receives a score and a corresponding performance tier at the overall and domain levels. Each school also receives two rankings: one within all schools of the same grade configuration (City Rank) and one within a peer group of schools with similar student demographics (Peer Rank). A school is designated a City Leader if it ranks first among all schools with the same grade configuration. A school is designated a Peer Leader if it ranks first in its peer group.

Scoring Summary

TIER: ■ ■ ■ ■ INTERVENE (0-24%) ■ ■ ■ ■ WATCH (25-49%) ■ ■ ■ ■ REINFORCE (50-74%) ■ ■ ■ ■ MODEL (75-100%)

OVERALL

A school's overall score represents its combined performance on the Achievement, Progress, Climate, and College & Career (for high schools only) domains.

Score	Performance Tier	City Rank (Gap to Leader)	Peer Rank (Gap to Leader)
46%	■ ■ ■ ■ WATCH	26th of 63 (-38)	9th of 11 (-16)

Achievement

The Achievement domain measures performance on standardized assessments, including the DRA, PSSA, Keystone Exams, and ACCESS for ELLs.

26%	■ ■ ■ ■ WATCH	29th of 63 (-47)	11th of 11 (-31)
-----	--	---------------------	---------------------

Progress

The Progress domain measures growth on standardized assessments and progress towards graduation (for high schools only).

55%	■ ■ ■ ■ REINFORCE	25th of 63 (-31)	5th of 11 (-17)
-----	--	---------------------	--------------------

Climate

The Climate domain measures student engagement and school climate.

56%	■ ■ ■ ■ REINFORCE	33rd of 64 (-44)	8th of 11 (-41)
-----	--	---------------------	--------------------

Coming in 2014-2015

Equity

The Equity domain will measure growth on standardized assessments for the lowest performers in a school.

Educator Effectiveness

The Educator Effectiveness domain will measure the effectiveness of school staff.

Stakeholder Feedback

The Stakeholder Feedback domain will measure the engagement and satisfaction of parents, students, and teachers using feedback from the District-wide Surveys.

Horatio B. Hackett School

Address	2161 E. York St. Philadelphia, PA 19125	Grade Range	K-6
Phone / Fax	215.291.4706 / 215.291.4169	Comprehensive CTE	No
Website	www.philasd.org/schools/hackett	Admissions Category	Neighborhood
		Turnaround Model	N/A

Welcome

The School Progress Report (SPR) provides parents, families, and community members with valuable information on the progress schools are making towards District-wide goals. Each school receives a score and a corresponding performance tier at the overall and domain levels. Each school also receives two rankings: one within all schools of the same grade configuration (City Rank) and one within a peer group of schools with similar student demographics (Peer Rank). A school is designated a City Leader if it ranks first among all schools with the same grade configuration. A school is designated a Peer Leader if it ranks first in its peer group.

Scoring Summary

TIER: ■ ■ ■ ■ INTERVENE (0-24%) ■ ■ ■ WATCH (25-49%) ■ ■ ■ REINFORCE (50-74%) ■ ■ ■ MODEL (75-100%)

OVERALL

A school's overall score represents its combined performance on the Achievement, Progress, Climate, and College & Career (for high schools only) domains.

Score	Performance Tier	City Rank (Gap to Leader)	Peer Rank (Gap to Leader)
68%	■ ■ ■ ■ REINFORCE	6th of 63 (-16)	6th of 8 (-16)

Achievement

The Achievement domain measures performance on standardized assessments, including the DRA, PSSA, Keystone Exams, and ACCESS for ELLs.

58%	■ ■ ■ ■ REINFORCE	8th of 63 (-15)	7th of 8 (-15)
-----	--	--------------------	-------------------

Progress

The Progress domain measures growth on standardized assessments and progress towards graduation (for high schools only).

79%	■ ■ ■ ■ MODEL	4th of 63 (-7)	2nd of 8 (-5)
-----	--	-------------------	------------------

Climate

The Climate domain measures student engagement and school climate.

57%	■ ■ ■ ■ REINFORCE	32nd of 64 (-43)	8th of 8 (-43)
-----	--	---------------------	-------------------

Coming in 2014-2015

Equity

The Equity domain will measure growth on standardized assessments for the lowest performers in a school.

Educator Effectiveness

The Educator Effectiveness domain will measure the effectiveness of school staff.

Stakeholder Feedback

The Stakeholder Feedback domain will measure the engagement and satisfaction of parents, students, and teachers using feedback from the District-wide Surveys.

Isaac A. Sheppard School

Address	120 W. Cambria St. Philadelphia, PA 19133	Grade Range	K-4
Phone / Fax	215.291.4711 / 215.291.4156	Comprehensive CTE	No
Website	www.philasd.org/schools/sheppard	Admissions Category	Neighborhood
		Turnaround Model	N/A

Welcome

The School Progress Report (SPR) provides parents, families, and community members with valuable information on the progress schools are making towards District-wide goals. Each school receives a score and a corresponding performance tier at the overall and domain levels. Each school also receives two rankings: one within all schools of the same grade configuration (City Rank) and one within a peer group of schools with similar student demographics (Peer Rank). A school is designated a City Leader if it ranks first among all schools with the same grade configuration. A school is designated a Peer Leader if it ranks first in its peer group.

Scoring Summary

TIER: ■ ■ ■ ■ INTERVENE (0-24%) ■ ■ ■ WATCH (25-49%) ■ ■ ■ REINFORCE (50-74%) ■ ■ ■ MODEL (75-100%)

OVERALL

A school's overall score represents its combined performance on the Achievement, Progress, Climate, and College & Career (for high schools only) domains.

Score	Performance Tier	City Rank (Gap to Leader)	Peer Rank (Gap to Leader)
23%	■ ■ ■ ■ INTERVENE	52nd of 63 (-61)	11th of 16 (-33)

Achievement

The Achievement domain measures performance on standardized assessments, including the DRA, PSSA, Keystone Exams, and ACCESS for ELLs.

13%	■ ■ ■ ■ INTERVENE	44th of 63 (-60)	10th of 16 (-26)
-----	---	---------------------	---------------------

Progress

The Progress domain measures growth on standardized assessments and progress towards graduation (for high schools only).

33%	■ ■ ■ ■ WATCH	41st of 63 (-53)	7th of 16 (-42)
-----	---	---------------------	--------------------

Climate

The Climate domain measures student engagement and school climate.

12%	■ ■ ■ ■ INTERVENE	62nd of 64 (-88)	17th of 17 (-64)
-----	---	---------------------	---------------------

Coming in 2014-2015

Equity

The Equity domain will measure growth on standardized assessments for the lowest performers in a school.

Educator Effectiveness

The Educator Effectiveness domain will measure the effectiveness of school staff.

Stakeholder Feedback

The Stakeholder Feedback domain will measure the engagement and satisfaction of parents, students, and teachers using feedback from the District-wide Surveys.

J. Hampton Moore School

Address 6900 Summerdale Ave.
Philadelphia, PA 19111

Phone / Fax 215.728.5011 / 215.728.5692

Website www.philasd.org/schools/moore

Grade Range K-5

Comprehensive CTE No

Admissions Category Neighborhood

Turnaround Model N/A

Welcome

The School Progress Report (SPR) provides parents, families, and community members with valuable information on the progress schools are making towards District-wide goals. Each school receives a score and a corresponding performance tier at the overall and domain levels. Each school also receives two rankings: one within all schools of the same grade configuration (City Rank) and one within a peer group of schools with similar student demographics (Peer Rank). A school is designated a City Leader if it ranks first among all schools with the same grade configuration. A school is designated a Peer Leader if it ranks first in its peer group.

Scoring Summary

TIER: ■ ■ ■ ■ INTERVENE (0-24%) ■ ■ ■ ■ WATCH (25-49%) ■ ■ ■ ■ REINFORCE (50-74%) ■ ■ ■ ■ MODEL (75-100%)

OVERALL

A school's overall score represents its combined performance on the Achievement, Progress, Climate, and College & Career (for high schools only) domains.

Score	Performance Tier	City Rank (Gap to Leader)	Peer Rank (Gap to Leader)
52%	■ ■ ■ ■ REINFORCE	20th of 63 (-32)	7th of 11 (-10)

Achievement

The Achievement domain measures performance on standardized assessments, including the DRA, PSSA, Keystone Exams, and ACCESS for ELLs.

40%	■ ■ ■ ■ WATCH	17th of 63 (-33)	7th of 11 (-17)
-----	---	---------------------	--------------------

Progress

The Progress domain measures growth on standardized assessments and progress towards graduation (for high schools only).

43%	■ ■ ■ ■ WATCH	34th of 63 (-43)	8th of 11 (-29)
-----	---	---------------------	--------------------

Climate

The Climate domain measures student engagement and school climate.

91%	■ ■ ■ ■ MODEL	5th of 64 (-9)	3rd of 11 (-6)
-----	---	-------------------	-------------------

Coming in 2014-2015

Equity

The Equity domain will measure growth on standardized assessments for the lowest performers in a school.

Educator Effectiveness

The Educator Effectiveness domain will measure the effectiveness of school staff.

Stakeholder Feedback

The Stakeholder Feedback domain will measure the engagement and satisfaction of parents, students, and teachers using feedback from the District-wide Surveys.

James J. Sullivan School

Address	5300 Ditman St. Philadelphia, PA 19124	Grade Range	K-5
Phone / Fax	215.537.2524 / 215.537.2984	Comprehensive CTE	No
Website	www.philasd.org/schools/sullivan	Admissions Category	Neighborhood
		Turnaround Model	N/A

Welcome

The School Progress Report (SPR) provides parents, families, and community members with valuable information on the progress schools are making towards District-wide goals. Each school receives a score and a corresponding performance tier at the overall and domain levels. Each school also receives two rankings: one within all schools of the same grade configuration (City Rank) and one within a peer group of schools with similar student demographics (Peer Rank). A school is designated a City Leader if it ranks first among all schools with the same grade configuration. A school is designated a Peer Leader if it ranks first in its peer group.

Scoring Summary

TIER: ■ ■ ■ ■ INTERVENE (0-24%) ■ ■ ■ WATCH (25-49%) ■ ■ ■ REINFORCE (50-74%) ■ ■ ■ MODEL (75-100%)

OVERALL

A school's overall score represents its combined performance on the Achievement, Progress, Climate, and College & Career (for high schools only) domains.

Score	Performance Tier	City Rank (Gap to Leader)	Peer Rank (Gap to Leader)
22%	■ ■ ■ ■ INTERVENE	55th of 63 (-62)	13th of 16 (-34)

Achievement

The Achievement domain measures performance on standardized assessments, including the DRA, PSSA, Keystone Exams, and ACCESS for ELLs.

11%	■ ■ ■ ■ INTERVENE	45th of 63 (-62)	11th of 16 (-28)
-----	---	---------------------	---------------------

Progress

The Progress domain measures growth on standardized assessments and progress towards graduation (for high schools only).

30%	■ ■ ■ ■ WATCH	46th of 63 (-56)	10th of 16 (-45)
-----	---	---------------------	---------------------

Climate

The Climate domain measures student engagement and school climate.

23%	■ ■ ■ ■ INTERVENE	55th of 64 (-77)	15th of 17 (-53)
-----	---	---------------------	---------------------

Coming in 2014-2015

Equity

The Equity domain will measure growth on standardized assessments for the lowest performers in a school.

Educator Effectiveness

The Educator Effectiveness domain will measure the effectiveness of school staff.

Stakeholder Feedback

The Stakeholder Feedback domain will measure the engagement and satisfaction of parents, students, and teachers using feedback from the District-wide Surveys.

James Logan School

Address	1700 Lindley Ave. Philadelphia, PA 19141	Grade Range	K-6
Phone / Fax	215.456.3006 / 215.456.0271	Comprehensive CTE	No
Website	www.philasd.org/schools/logan	Admissions Category	Neighborhood
		Turnaround Model	N/A

Welcome

The School Progress Report (SPR) provides parents, families, and community members with valuable information on the progress schools are making towards District-wide goals. Each school receives a score and a corresponding performance tier at the overall and domain levels. Each school also receives two rankings: one within all schools of the same grade configuration (City Rank) and one within a peer group of schools with similar student demographics (Peer Rank). A school is designated a City Leader if it ranks first among all schools with the same grade configuration. A school is designated a Peer Leader if it ranks first in its peer group.

Scoring Summary

TIER: ■ □ □ □ INTERVENE (0-24%) □ ■ □ □ WATCH (25-49%) □ □ ■ □ REINFORCE (50-74%) □ □ □ ■ MODEL (75-100%)

OVERALL

A school's overall score represents its combined performance on the Achievement, Progress, Climate, and College & Career (for high schools only) domains.

Score	Performance Tier	City Rank (Gap to Leader)	Peer Rank (Gap to Leader)
54%	□ □ ■ □ REINFORCE	16th of 63 (-30)	4th of 14 (-12)

Achievement

The Achievement domain measures performance on standardized assessments, including the DRA, PSSA, Keystone Exams, and ACCESS for ELLs.

28%	□ ■ □ □ WATCH	25th of 63 (-45)	4th of 14 (-39)
-----	--	---------------------	--------------------

Progress

The Progress domain measures growth on standardized assessments and progress towards graduation (for high schools only).

66%	□ □ ■ □ REINFORCE	12th of 63 (-20)	4th of 14 (-17)
-----	--	---------------------	--------------------

Climate

The Climate domain measures student engagement and school climate.

61%	□ □ ■ □ REINFORCE	26th of 64 (-39)	8th of 14 (-29)
-----	--	---------------------	--------------------

Coming in 2014-2015

Equity

The Equity domain will measure growth on standardized assessments for the lowest performers in a school.

Educator Effectiveness

The Educator Effectiveness domain will measure the effectiveness of school staff.

Stakeholder Feedback

The Stakeholder Feedback domain will measure the engagement and satisfaction of parents, students, and teachers using feedback from the District-wide Surveys.

James R. Lowell School

Address	450 W. Nedro Ave. Philadelphia, PA 19120	Grade Range	K-4
Phone / Fax	215.276.5272 / 215.276.5278	Comprehensive CTE	No
Website	www.philasd.org/schools/lowell	Admissions Category	Neighborhood
		Turnaround Model	N/A

Welcome

The School Progress Report (SPR) provides parents, families, and community members with valuable information on the progress schools are making towards District-wide goals. Each school receives a score and a corresponding performance tier at the overall and domain levels. Each school also receives two rankings: one within all schools of the same grade configuration (City Rank) and one within a peer group of schools with similar student demographics (Peer Rank). A school is designated a City Leader if it ranks first among all schools with the same grade configuration. A school is designated a Peer Leader if it ranks first in its peer group.

Scoring Summary

TIER: ■ ■ ■ ■ INTERVENE (0-24%) ■ ■ ■ WATCH (25-49%) ■ ■ ■ REINFORCE (50-74%) ■ ■ ■ MODEL (75-100%)

OVERALL

A school's overall score represents its combined performance on the Achievement, Progress, Climate, and College & Career (for high schools only) domains.

Score	Performance Tier	City Rank (Gap to Leader)	Peer Rank (Gap to Leader)
29%	■ ■ ■ ■ WATCH	42nd of 63 (-55)	8th of 16 (-27)

Achievement

The Achievement domain measures performance on standardized assessments, including the DRA, PSSA, Keystone Exams, and ACCESS for ELLs.

28%	■ ■ ■ ■ WATCH	25th of 63 (-45)	4th of 16 (-11)
-----	--	---------------------	--------------------

Progress

The Progress domain measures growth on standardized assessments and progress towards graduation (for high schools only).

14%	■ ■ ■ ■ INTERVENE	54th of 63 (-72)	14th of 16 (-61)
-----	--	---------------------	---------------------

Climate

The Climate domain measures student engagement and school climate.

67%	■ ■ ■ ■ REINFORCE	21st of 64 (-33)	3rd of 17 (-9)
-----	--	---------------------	-------------------

Coming in 2014-2015

Equity

The Equity domain will measure growth on standardized assessments for the lowest performers in a school.

Educator Effectiveness

The Educator Effectiveness domain will measure the effectiveness of school staff.

Stakeholder Feedback

The Stakeholder Feedback domain will measure the engagement and satisfaction of parents, students, and teachers using feedback from the District-wide Surveys.

John B. Kelly School

Address	5116 Pulaski Ave. Philadelphia, PA 19144	Grade Range	K-6
Phone / Fax	215.951.4011 / 215.951.4182	Comprehensive CTE	No
Website	www.philasd.org/schools/kelly	Admissions Category	Neighborhood
		Turnaround Model	N/A

Welcome

The School Progress Report (SPR) provides parents, families, and community members with valuable information on the progress schools are making towards District-wide goals. Each school receives a score and a corresponding performance tier at the overall and domain levels. Each school also receives two rankings: one within all schools of the same grade configuration (City Rank) and one within a peer group of schools with similar student demographics (Peer Rank). A school is designated a City Leader if it ranks first among all schools with the same grade configuration. A school is designated a Peer Leader if it ranks first in its peer group.

Scoring Summary

TIER: ■ ■ ■ ■ INTERVENE (0-24%) ■ ■ ■ WATCH (25-49%) ■ ■ ■ REINFORCE (50-74%) ■ ■ ■ MODEL (75-100%)

OVERALL

A school's overall score represents its combined performance on the Achievement, Progress, Climate, and College & Career (for high schools only) domains.

Score	Performance Tier	City Rank (Gap to Leader)	Peer Rank (Gap to Leader)
53%	■ ■ ■ ■ REINFORCE	19th of 63 (-31)	Peer Leader

Achievement

The Achievement domain measures performance on standardized assessments, including the DRA, PSSA, Keystone Exams, and ACCESS for ELLs.

23%	■ ■ ■ ■ INTERVENE	34th of 63 (-50)	3rd of 14 (-9)
-----	--	---------------------	-------------------

Progress

The Progress domain measures growth on standardized assessments and progress towards graduation (for high schools only).

86%	■ ■ ■ ■ MODEL	City Leader	Peer Leader
-----	--	-------------	-------------

Climate

The Climate domain measures student engagement and school climate.

24%	■ ■ ■ ■ INTERVENE	54th of 64 (-76)	8th of 14 (-36)
-----	--	---------------------	--------------------

Coming in 2014-2015

Equity

The Equity domain will measure growth on standardized assessments for the lowest performers in a school.

Educator Effectiveness

The Educator Effectiveness domain will measure the effectiveness of school staff.

Stakeholder Feedback

The Stakeholder Feedback domain will measure the engagement and satisfaction of parents, students, and teachers using feedback from the District-wide Surveys.

John F. McCloskey School

Address	8500 Pickering St. Philadelphia, PA 19150	Grade Range	K-6
Phone / Fax	215.248.6600 / 215.248.6235	Comprehensive CTE	No
Website	www.philasd.org/schools/mccloskey	Admissions Category	Neighborhood
		Turnaround Model	N/A

Welcome

The School Progress Report (SPR) provides parents, families, and community members with valuable information on the progress schools are making towards District-wide goals. Each school receives a score and a corresponding performance tier at the overall and domain levels. Each school also receives two rankings: one within all schools of the same grade configuration (City Rank) and one within a peer group of schools with similar student demographics (Peer Rank). A school is designated a City Leader if it ranks first among all schools with the same grade configuration. A school is designated a Peer Leader if it ranks first in its peer group.

Scoring Summary

TIER: ■ □ □ □ INTERVENE (0-24%) □ ■ □ □ WATCH (25-49%) □ □ ■ □ REINFORCE (50-74%) □ □ □ ■ MODEL (75-100%)

OVERALL

A school's overall score represents its combined performance on the Achievement, Progress, Climate, and College & Career (for high schools only) domains.

Score	Performance Tier	City Rank (Gap to Leader)	Peer Rank (Gap to Leader)
62%	□ □ ■ □ REINFORCE	8th of 63 (-22)	2nd of 14 (-4)

Achievement

The Achievement domain measures performance on standardized assessments, including the DRA, PSSA, Keystone Exams, and ACCESS for ELLs.

46%	□ ■ □ □ WATCH	11th of 63 (-27)	2nd of 14 (-21)
-----	--	---------------------	--------------------

Progress

The Progress domain measures growth on standardized assessments and progress towards graduation (for high schools only).

60%	□ □ ■ □ REINFORCE	20th of 63 (-26)	6th of 14 (-23)
-----	--	---------------------	--------------------

Climate

The Climate domain measures student engagement and school climate.

90%	□ □ □ ■ MODEL	6th of 64 (-10)	Peer Leader
-----	--	--------------------	-------------

Coming in 2014-2015

Equity

The Equity domain will measure growth on standardized assessments for the lowest performers in a school.

Educator Effectiveness

The Educator Effectiveness domain will measure the effectiveness of school staff.

Stakeholder Feedback

The Stakeholder Feedback domain will measure the engagement and satisfaction of parents, students, and teachers using feedback from the District-wide Surveys.

John G. Whittier School (CLOSED)

Address Closed

Grade Range K-6

Phone / Fax Closed

Comprehensive CTE No

Website Closed

Admissions Category Neighborhood

Turnaround Model N/A

Welcome





The School Progress Report (SPR) provides parents, families, and community members with valuable information on the progress schools are making towards District-wide goals. Each school receives a score and a corresponding performance tier at the overall and domain levels. Each school also receives two rankings: one within all schools of the same grade configuration (City Rank) and one within a peer group of schools with similar student demographics (Peer Rank). A school is designated a City Leader if it ranks first among all schools with the same grade configuration. A school is designated a Peer Leader if it ranks first in its peer group.

Scoring Summary

TIER:     INTERVENE (0-24%)    WATCH (25-49%)    REINFORCE (50-74%)    MODEL (75-100%)

OVERALL

A school's overall score represents its combined performance on the Achievement, Progress, Climate, and College & Career (for high schools only) domains.

Score	Performance Tier	City Rank (Gap to Leader)	Peer Rank (Gap to Leader)
17%	    INTERVENE	60th of 63 (-67)	13th of 14 (-36)

Achievement

The Achievement domain measures performance on standardized assessments, including the DRA, PSSA, Keystone Exams, and ACCESS for ELLs.

6%	    INTERVENE	55th of 63 (-67)	9th of 14 (-26)
----	---	---------------------	--------------------

Progress

The Progress domain measures growth on standardized assessments and progress towards graduation (for high schools only).

23%	    INTERVENE	48th of 63 (-63)	12th of 14 (-63)
-----	---	---------------------	---------------------

Climate

The Climate domain measures student engagement and school climate.

18%	    INTERVENE	59th of 64 (-82)	11th of 14 (-42)
-----	---	---------------------	---------------------

Coming in 2014-2015

Equity

The Equity domain will measure growth on standardized assessments for the lowest performers in a school.

Educator Effectiveness

The Educator Effectiveness domain will measure the effectiveness of school staff.

Stakeholder Feedback

The Stakeholder Feedback domain will measure the engagement and satisfaction of parents, students, and teachers using feedback from the District-wide Surveys.

John H. Webster School

Address	3400 Frankford Ave. Philadelphia, PA 19134	Grade Range	K-5
Phone / Fax	215.537.2525 / 215.537.2517	Comprehensive CTE	No
Website	www.philasd.org/schools/webster	Admissions Category	Neighborhood
		Turnaround Model	N/A

Welcome





The School Progress Report (SPR) provides parents, families, and community members with valuable information on the progress schools are making towards District-wide goals. Each school receives a score and a corresponding performance tier at the overall and domain levels. Each school also receives two rankings: one within all schools of the same grade configuration (City Rank) and one within a peer group of schools with similar student demographics (Peer Rank). A school is designated a City Leader if it ranks first among all schools with the same grade configuration. A school is designated a Peer Leader if it ranks first in its peer group.

Scoring Summary

TIER:     INTERVENE (0-24%)    WATCH (25-49%)    REINFORCE (50-74%)    MODEL (75-100%)

OVERALL

A school's overall score represents its combined performance on the Achievement, Progress, Climate, and College & Career (for high schools only) domains.

Score	Performance Tier	City Rank (Gap to Leader)	Peer Rank (Gap to Leader)
24%	    INTERVENE	50th of 63 (-60)	10th of 14 (-29)

Achievement

The Achievement domain measures performance on standardized assessments, including the DRA, PSSA, Keystone Exams, and ACCESS for ELLs.

17%	    INTERVENE	41st of 63 (-56)	4th of 14 (-15)
-----	---	---------------------	--------------------

Progress

The Progress domain measures growth on standardized assessments and progress towards graduation (for high schools only).

22%	    INTERVENE	49th of 63 (-64)	13th of 14 (-64)
-----	---	---------------------	---------------------

Climate

The Climate domain measures student engagement and school climate.

42%	    WATCH	41st of 64 (-58)	3rd of 14 (-18)
-----	---	---------------------	--------------------

Coming in 2014-2015

Equity

The Equity domain will measure growth on standardized assessments for the lowest performers in a school.

Educator Effectiveness

The Educator Effectiveness domain will measure the effectiveness of school staff.

Stakeholder Feedback

The Stakeholder Feedback domain will measure the engagement and satisfaction of parents, students, and teachers using feedback from the District-wide Surveys.

John Hancock Demonstration School

Address	3700 Morrell Ave. Philadelphia, PA 19114	Grade Range	K-5
Phone / Fax	215.281.2604 / 215.281.5900	Comprehensive CTE	No
Website	www.philasd.org/schools/hancock	Admissions Category	Neighborhood
		Turnaround Model	N/A

Welcome

The School Progress Report (SPR) provides parents, families, and community members with valuable information on the progress schools are making towards District-wide goals. Each school receives a score and a corresponding performance tier at the overall and domain levels. Each school also receives two rankings: one within all schools of the same grade configuration (City Rank) and one within a peer group of schools with similar student demographics (Peer Rank). A school is designated a City Leader if it ranks first among all schools with the same grade configuration. A school is designated a Peer Leader if it ranks first in its peer group.

Scoring Summary

TIER: ■ ■ ■ ■ INTERVENE (0-24%) ■ ■ ■ WATCH (25-49%) ■ ■ ■ REINFORCE (50-74%) ■ ■ ■ MODEL (75-100%)

OVERALL

A school's overall score represents its combined performance on the Achievement, Progress, Climate, and College & Career (for high schools only) domains.

Score	Performance Tier	City Rank (Gap to Leader)	Peer Rank (Gap to Leader)
72%	<div><div></div><div></div><div></div><div></div></div> REINFORCE	3rd of 63 (-12)	3rd of 8 (-12)

Achievement

The Achievement domain measures performance on standardized assessments, including the DRA, PSSA, Keystone Exams, and ACCESS for ELLs.

69%	<div><div></div><div></div><div></div><div></div></div> REINFORCE	3rd of 63 (-4)	3rd of 8 (-4)
-----	--	-------------------	------------------

Progress

The Progress domain measures growth on standardized assessments and progress towards graduation (for high schools only).

65%	<div><div></div><div></div><div></div><div></div></div> REINFORCE	15th of 63 (-21)	5th of 8 (-19)
-----	--	---------------------	-------------------

Climate

The Climate domain measures student engagement and school climate.

90%	<div><div></div><div></div><div></div><div></div></div> MODEL	6th of 64 (-10)	3rd of 8 (-10)
-----	--	--------------------	-------------------

Coming in 2014-2015

Equity

The Equity domain will measure growth on standardized assessments for the lowest performers in a school.

Educator Effectiveness

The Educator Effectiveness domain will measure the effectiveness of school staff.

Stakeholder Feedback

The Stakeholder Feedback domain will measure the engagement and satisfaction of parents, students, and teachers using feedback from the District-wide Surveys.

John M. Patterson School

Address	7001 Buist Ave. Philadelphia, PA 19142	Grade Range	K-4
Phone / Fax	215.492.6453 / 215.492.6827	Comprehensive CTE	No
Website	www.philasd.org/schools/patterson	Admissions Category	Neighborhood
		Turnaround Model	N/A

Welcome

The School Progress Report (SPR) provides parents, families, and community members with valuable information on the progress schools are making towards District-wide goals. Each school receives a score and a corresponding performance tier at the overall and domain levels. Each school also receives two rankings: one within all schools of the same grade configuration (City Rank) and one within a peer group of schools with similar student demographics (Peer Rank). A school is designated a City Leader if it ranks first among all schools with the same grade configuration. A school is designated a Peer Leader if it ranks first in its peer group.

Scoring Summary

TIER: ■ ■ ■ ■ INTERVENE (0-24%) ■ ■ ■ WATCH (25-49%) ■ ■ ■ REINFORCE (50-74%) ■ ■ ■ MODEL (75-100%)

OVERALL

A school's overall score represents its combined performance on the Achievement, Progress, Climate, and College & Career (for high schools only) domains.

Score	Performance Tier	City Rank (Gap to Leader)	Peer Rank (Gap to Leader)
37%	■ ■ ■ ■ WATCH	36th of 63 (-47)	5th of 16 (-19)

Achievement

The Achievement domain measures performance on standardized assessments, including the DRA, PSSA, Keystone Exams, and ACCESS for ELLs.

18%	■ ■ ■ ■ INTERVENE	40th of 63 (-55)	8th of 16 (-21)
-----	---	---------------------	--------------------

Progress

The Progress domain measures growth on standardized assessments and progress towards graduation (for high schools only).

31%	■ ■ ■ ■ WATCH	44th of 63 (-55)	8th of 16 (-44)
-----	---	---------------------	--------------------

Climate

The Climate domain measures student engagement and school climate.

76%	■ ■ ■ ■ MODEL	17th of 64 (-24)	Peer Leader
-----	---	---------------------	-------------

Coming in 2014-2015

Equity

The Equity domain will measure growth on standardized assessments for the lowest performers in a school.

Educator Effectiveness

The Educator Effectiveness domain will measure the effectiveness of school staff.

Stakeholder Feedback

The Stakeholder Feedback domain will measure the engagement and satisfaction of parents, students, and teachers using feedback from the District-wide Surveys.

John Marshall School

Address	4500 Griscom St. Philadelphia, PA 19124	Grade Range	K-5
Phone / Fax	215.537.2521 / 215.537.2847	Comprehensive CTE	No
Website	www.philasd.org/schools/marshall	Admissions Category	Neighborhood
		Turnaround Model	N/A

Welcome




The School Progress Report (SPR) provides parents, families, and community members with valuable information on the progress schools are making towards District-wide goals. Each school receives a score and a corresponding performance tier at the overall and domain levels. Each school also receives two rankings: one within all schools of the same grade configuration (City Rank) and one within a peer group of schools with similar student demographics (Peer Rank). A school is designated a City Leader if it ranks first among all schools with the same grade configuration. A school is designated a Peer Leader if it ranks first in its peer group.

Scoring Summary

TIER:     INTERVENE (0-24%)    WATCH (25-49%)    REINFORCE (50-74%)    MODEL (75-100%)

OVERALL

A school's overall score represents its combined performance on the Achievement, Progress, Climate, and College & Career (for high schools only) domains.

Score	Performance Tier	City Rank (Gap to Leader)	Peer Rank (Gap to Leader)
10%	    INTERVENE	62nd of 63 (-74)	14th of 14 (-43)

Achievement

The Achievement domain measures performance on standardized assessments, including the DRA, PSSA, Keystone Exams, and ACCESS for ELLs.

6%	    INTERVENE	55th of 63 (-67)	9th of 14 (-26)
----	---	---------------------	--------------------

Progress

The Progress domain measures growth on standardized assessments and progress towards graduation (for high schools only).

9%	    INTERVENE	56th of 63 (-77)	14th of 14 (-77)
----	---	---------------------	---------------------

Climate

The Climate domain measures student engagement and school climate.

20%	    INTERVENE	58th of 64 (-80)	10th of 14 (-40)
-----	---	---------------------	---------------------

Coming in 2014-2015

Equity

The Equity domain will measure growth on standardized assessments for the lowest performers in a school.

Educator Effectiveness

The Educator Effectiveness domain will measure the effectiveness of school staff.

Stakeholder Feedback

The Stakeholder Feedback domain will measure the engagement and satisfaction of parents, students, and teachers using feedback from the District-wide Surveys.

John Moffet School

Address	127 W. Oxford St. Philadelphia, PA 19122	Grade Range	K-5
Phone / Fax	215.291.4721 / 215.291.5190	Comprehensive CTE	No
Website	www.philasd.org/schools/moffet	Admissions Category	Neighborhood
		Turnaround Model	N/A

Welcome

The School Progress Report (SPR) provides parents, families, and community members with valuable information on the progress schools are making towards District-wide goals. Each school receives a score and a corresponding performance tier at the overall and domain levels. Each school also receives two rankings: one within all schools of the same grade configuration (City Rank) and one within a peer group of schools with similar student demographics (Peer Rank). A school is designated a City Leader if it ranks first among all schools with the same grade configuration. A school is designated a Peer Leader if it ranks first in its peer group.

Scoring Summary

TIER: ■ ■ ■ ■ INTERVENE (0-24%) ■ ■ ■ ■ WATCH (25-49%) ■ ■ ■ ■ REINFORCE (50-74%) ■ ■ ■ ■ MODEL (75-100%)

OVERALL

A school's overall score represents its combined performance on the Achievement, Progress, Climate, and College & Career (for high schools only) domains.

Score	Performance Tier	City Rank (Gap to Leader)	Peer Rank (Gap to Leader)
29%	■ ■ ■ ■ WATCH	42nd of 63 (-55)	8th of 16 (-27)

Achievement

The Achievement domain measures performance on standardized assessments, including the DRA, PSSA, Keystone Exams, and ACCESS for ELLs.

38%	■ ■ ■ ■ WATCH	19th of 63 (-35)	2nd of 16 (-1)
-----	--	---------------------	-------------------

Progress

The Progress domain measures growth on standardized assessments and progress towards graduation (for high schools only).

8%	■ ■ ■ ■ INTERVENE	57th of 63 (-78)	15th of 16 (-67)
----	--	---------------------	---------------------

Climate

The Climate domain measures student engagement and school climate.

69%	■ ■ ■ ■ REINFORCE	20th of 64 (-31)	2nd of 17 (-7)
-----	--	---------------------	-------------------

Coming in 2014-2015

Equity

The Equity domain will measure growth on standardized assessments for the lowest performers in a school.

Educator Effectiveness

The Educator Effectiveness domain will measure the effectiveness of school staff.

Stakeholder Feedback

The Stakeholder Feedback domain will measure the engagement and satisfaction of parents, students, and teachers using feedback from the District-wide Surveys.

John Wister School

Address	67 E. Brighthurst St. Philadelphia, PA 19144	Grade Range	K-6
Phone / Fax	215.951.4003 / 215.951.4534	Comprehensive CTE	No
Website	www.philasd.org/schools/wister	Admissions Category	Neighborhood
		Turnaround Model	N/A

Welcome

The School Progress Report (SPR) provides parents, families, and community members with valuable information on the progress schools are making towards District-wide goals. Each school receives a score and a corresponding performance tier at the overall and domain levels. Each school also receives two rankings: one within all schools of the same grade configuration (City Rank) and one within a peer group of schools with similar student demographics (Peer Rank). A school is designated a City Leader if it ranks first among all schools with the same grade configuration. A school is designated a Peer Leader if it ranks first in its peer group.

Scoring Summary

TIER: ■ ■ ■ ■ INTERVENE (0-24%) ■ ■ ■ ■ WATCH (25-49%) ■ ■ ■ ■ REINFORCE (50-74%) ■ ■ ■ ■ MODEL (75-100%)

OVERALL

A school's overall score represents its combined performance on the Achievement, Progress, Climate, and College & Career (for high schools only) domains.

Score	Performance Tier	City Rank (Gap to Leader)	Peer Rank (Gap to Leader)
32%	■ ■ ■ ■ WATCH	39th of 63 (-52)	7th of 14 (-21)

Achievement

The Achievement domain measures performance on standardized assessments, including the DRA, PSSA, Keystone Exams, and ACCESS for ELLs.

4%	■ ■ ■ ■ INTERVENE	59th of 63 (-69)	11th of 14 (-28)
----	--	---------------------	---------------------

Progress

The Progress domain measures growth on standardized assessments and progress towards graduation (for high schools only).

51%	■ ■ ■ ■ REINFORCE	30th of 63 (-35)	7th of 14 (-35)
-----	--	---------------------	--------------------

Climate

The Climate domain measures student engagement and school climate.

29%	■ ■ ■ ■ WATCH	50th of 64 (-71)	5th of 14 (-31)
-----	--	---------------------	--------------------

Coming in 2014-2015

Equity

The Equity domain will measure growth on standardized assessments for the lowest performers in a school.

Educator Effectiveness

The Educator Effectiveness domain will measure the effectiveness of school staff.

Stakeholder Feedback

The Stakeholder Feedback domain will measure the engagement and satisfaction of parents, students, and teachers using feedback from the District-wide Surveys.

Joseph H. Brown School

Address	3600 Stanwood St. Philadelphia, PA 19136	Grade Range	K-6
Phone / Fax	215.335.5650 / 215.335.5381	Comprehensive CTE	No
Website	www.philasd.org/schools/jhbbrown	Admissions Category	Neighborhood
		Turnaround Model	N/A

Welcome

The School Progress Report (SPR) provides parents, families, and community members with valuable information on the progress schools are making towards District-wide goals. Each school receives a score and a corresponding performance tier at the overall and domain levels. Each school also receives two rankings: one within all schools of the same grade configuration (City Rank) and one within a peer group of schools with similar student demographics (Peer Rank). A school is designated a City Leader if it ranks first among all schools with the same grade configuration. A school is designated a Peer Leader if it ranks first in its peer group.

Scoring Summary

TIER: ■ ■ ■ ■ INTERVENE (0-24%) ■ ■ ■ ■ WATCH (25-49%) ■ ■ ■ ■ REINFORCE (50-74%) ■ ■ ■ ■ MODEL (75-100%)

OVERALL

A school's overall score represents its combined performance on the Achievement, Progress, Climate, and College & Career (for high schools only) domains.

Score	Performance Tier	City Rank (Gap to Leader)	Peer Rank (Gap to Leader)
47%	■ ■ ■ ■ WATCH	24th of 63 (-37)	8th of 11 (-15)

Achievement

The Achievement domain measures performance on standardized assessments, including the DRA, PSSA, Keystone Exams, and ACCESS for ELLs.

37%	■ ■ ■ ■ WATCH	21st of 63 (-36)	9th of 11 (-20)
-----	--	---------------------	--------------------

Progress

The Progress domain measures growth on standardized assessments and progress towards graduation (for high schools only).

53%	■ ■ ■ ■ REINFORCE	28th of 63 (-33)	6th of 11 (-19)
-----	--	---------------------	--------------------

Climate

The Climate domain measures student engagement and school climate.

45%	■ ■ ■ ■ WATCH	38th of 64 (-55)	10th of 11 (-52)
-----	--	---------------------	---------------------

Coming in 2014-2015

Equity

The Equity domain will measure growth on standardized assessments for the lowest performers in a school.

Educator Effectiveness

The Educator Effectiveness domain will measure the effectiveness of school staff.

Stakeholder Feedback

The Stakeholder Feedback domain will measure the engagement and satisfaction of parents, students, and teachers using feedback from the District-wide Surveys.

Joseph Pennell School

Address	1800 Nedro Ave. Philadelphia, PA 19141	Grade Range	K-6
Phone / Fax	215.276.5267 / 215.549.4562	Comprehensive CTE	No
Website	www.philasd.org/schools/pennell	Admissions Category	Neighborhood
		Turnaround Model	N/A

Welcome

The School Progress Report (SPR) provides parents, families, and community members with valuable information on the progress schools are making towards District-wide goals. Each school receives a score and a corresponding performance tier at the overall and domain levels. Each school also receives two rankings: one within all schools of the same grade configuration (City Rank) and one within a peer group of schools with similar student demographics (Peer Rank). A school is designated a City Leader if it ranks first among all schools with the same grade configuration. A school is designated a Peer Leader if it ranks first in its peer group.

Scoring Summary

TIER: ■ ■ ■ ■ INTERVENE (0-24%) ■ ■ ■ WATCH (25-49%) ■ ■ ■ REINFORCE (50-74%) ■ ■ ■ MODEL (75-100%)

OVERALL

A school's overall score represents its combined performance on the Achievement, Progress, Climate, and College & Career (for high schools only) domains.

Score	Performance Tier	City Rank (Gap to Leader)	Peer Rank (Gap to Leader)
23%	■ ■ ■ ■ INTERVENE	52nd of 63 (-61)	13th of 14 (-43)

Achievement

The Achievement domain measures performance on standardized assessments, including the DRA, PSSA, Keystone Exams, and ACCESS for ELLs.

9%	■ ■ ■ ■ INTERVENE	49th of 63 (-64)	14th of 14 (-58)
----	--	---------------------	---------------------

Progress

The Progress domain measures growth on standardized assessments and progress towards graduation (for high schools only).

26%	■ ■ ■ ■ WATCH	47th of 63 (-60)	11th of 14 (-57)
-----	--	---------------------	---------------------

Climate

The Climate domain measures student engagement and school climate.

33%	■ ■ ■ ■ WATCH	46th of 64 (-67)	12th of 14 (-57)
-----	--	---------------------	---------------------

Coming in 2014-2015

Equity

The Equity domain will measure growth on standardized assessments for the lowest performers in a school.

Educator Effectiveness

The Educator Effectiveness domain will measure the effectiveness of school staff.

Stakeholder Feedback

The Stakeholder Feedback domain will measure the engagement and satisfaction of parents, students, and teachers using feedback from the District-wide Surveys.

Joseph W. Catharine School

Address	6600 Chester Ave. Philadelphia, PA 19142	Grade Range	K-5
Phone / Fax	215.727.2155 / 215.727.5671	Comprehensive CTE	No
Website	www.philasd.org/schools/catharine	Admissions Category	Neighborhood
		Turnaround Model	N/A

Welcome

The School Progress Report (SPR) provides parents, families, and community members with valuable information on the progress schools are making towards District-wide goals. Each school receives a score and a corresponding performance tier at the overall and domain levels. Each school also receives two rankings: one within all schools of the same grade configuration (City Rank) and one within a peer group of schools with similar student demographics (Peer Rank). A school is designated a City Leader if it ranks first among all schools with the same grade configuration. A school is designated a Peer Leader if it ranks first in its peer group.

Scoring Summary

TIER: ■ □ □ □ INTERVENE (0-24%) ■ □ □ □ WATCH (25-49%) ■ □ □ □ REINFORCE (50-74%) ■ □ □ □ MODEL (75-100%)

OVERALL

A school's overall score represents its combined performance on the Achievement, Progress, Climate, and College & Career (for high schools only) domains.

Score	Performance Tier	City Rank (Gap to Leader)	Peer Rank (Gap to Leader)
43%	■ □ □ □ WATCH	29th of 63 (-41)	3rd of 16 (-13)

Achievement

The Achievement domain measures performance on standardized assessments, including the DRA, PSSA, Keystone Exams, and ACCESS for ELLs.

39%	■ □ □ □ WATCH	18th of 63 (-34)	Peer Leader
-----	--	---------------------	-------------

Progress

The Progress domain measures growth on standardized assessments and progress towards graduation (for high schools only).

38%	■ □ □ □ WATCH	37th of 63 (-48)	5th of 16 (-37)
-----	--	---------------------	--------------------

Climate

The Climate domain measures student engagement and school climate.

63%	■ □ □ □ REINFORCE	25th of 64 (-37)	4th of 17 (-13)
-----	--	---------------------	--------------------

Coming in 2014-2015

Equity

The Equity domain will measure growth on standardized assessments for the lowest performers in a school.

Educator Effectiveness

The Educator Effectiveness domain will measure the effectiveness of school staff.

Stakeholder Feedback

The Stakeholder Feedback domain will measure the engagement and satisfaction of parents, students, and teachers using feedback from the District-wide Surveys.

Julia W. Howe School

Address	5800 N. 13th St. Philadelphia, PA 19141	Grade Range	K-5
Phone / Fax	215.276.5270 / 215.276.5380	Comprehensive CTE	No
Website	www.philasd.org/schools/howe	Admissions Category	Neighborhood
		Turnaround Model	N/A

Welcome

The School Progress Report (SPR) provides parents, families, and community members with valuable information on the progress schools are making towards District-wide goals. Each school receives a score and a corresponding performance tier at the overall and domain levels. Each school also receives two rankings: one within all schools of the same grade configuration (City Rank) and one within a peer group of schools with similar student demographics (Peer Rank). A school is designated a City Leader if it ranks first among all schools with the same grade configuration. A school is designated a Peer Leader if it ranks first in its peer group.

Scoring Summary

TIER: ■ ■ ■ ■ INTERVENE (0-24%) ■ ■ ■ WATCH (25-49%) ■ ■ ■ REINFORCE (50-74%) ■ ■ ■ MODEL (75-100%)

OVERALL

A school's overall score represents its combined performance on the Achievement, Progress, Climate, and College & Career (for high schools only) domains.

Score	Performance Tier	City Rank (Gap to Leader)	Peer Rank (Gap to Leader)
50%	■ ■ ■ ■ REINFORCE	22nd of 63 (-34)	6th of 14 (-16)

Achievement

The Achievement domain measures performance on standardized assessments, including the DRA, PSSA, Keystone Exams, and ACCESS for ELLs.

11%	■ ■ ■ ■ INTERVENE	45th of 63 (-62)	12th of 14 (-56)
-----	---	---------------------	---------------------

Progress

The Progress domain measures growth on standardized assessments and progress towards graduation (for high schools only).

78%	■ ■ ■ ■ MODEL	5th of 63 (-8)	2nd of 14 (-5)
-----	---	-------------------	-------------------

Climate

The Climate domain measures student engagement and school climate.

43%	■ ■ ■ ■ WATCH	39th of 64 (-57)	11th of 14 (-47)
-----	---	---------------------	---------------------

Coming in 2014-2015

Equity

The Equity domain will measure growth on standardized assessments for the lowest performers in a school.

Educator Effectiveness

The Educator Effectiveness domain will measure the effectiveness of school staff.

Stakeholder Feedback

The Stakeholder Feedback domain will measure the engagement and satisfaction of parents, students, and teachers using feedback from the District-wide Surveys.

Kennedy C. Crossan School

Address	7350 Bingham St. Philadelphia, PA 19111	Grade Range	K-5
Phone / Fax	215.728.5014 / 215.728.5955	Comprehensive CTE	No
Website	www.philasd.org/schools/crossan	Admissions Category	Neighborhood
		Turnaround Model	N/A

Welcome

The School Progress Report (SPR) provides parents, families, and community members with valuable information on the progress schools are making towards District-wide goals. Each school receives a score and a corresponding performance tier at the overall and domain levels. Each school also receives two rankings: one within all schools of the same grade configuration (City Rank) and one within a peer group of schools with similar student demographics (Peer Rank). A school is designated a City Leader if it ranks first among all schools with the same grade configuration. A school is designated a Peer Leader if it ranks first in its peer group.

Scoring Summary

TIER: ■ ■ ■ ■ INTERVENE (0-24%) ■ ■ ■ WATCH (25-49%) ■ ■ ■ REINFORCE (50-74%) ■ ■ ■ MODEL (75-100%)

OVERALL

A school's overall score represents its combined performance on the Achievement, Progress, Climate, and College & Career (for high schools only) domains.

Score	Performance Tier	City Rank (Gap to Leader)	Peer Rank (Gap to Leader)
39%	■ ■ ■ ■ WATCH	34th of 63 (-45)	10th of 11 (-23)

Achievement

The Achievement domain measures performance on standardized assessments, including the DRA, PSSA, Keystone Exams, and ACCESS for ELLs.

57%	■ ■ ■ ■ REINFORCE	9th of 63 (-16)	Peer Leader
-----	--	--------------------	-------------

Progress

The Progress domain measures growth on standardized assessments and progress towards graduation (for high schools only).

6%	■ ■ ■ ■ INTERVENE	58th of 63 (-80)	10th of 11 (-66)
----	--	---------------------	---------------------

Climate

The Climate domain measures student engagement and school climate.

85%	■ ■ ■ ■ MODEL	11th of 64 (-15)	6th of 11 (-12)
-----	--	---------------------	--------------------

Coming in 2014-2015

Equity

The Equity domain will measure growth on standardized assessments for the lowest performers in a school.

Educator Effectiveness

The Educator Effectiveness domain will measure the effectiveness of school staff.

Stakeholder Feedback

The Stakeholder Feedback domain will measure the engagement and satisfaction of parents, students, and teachers using feedback from the District-wide Surveys.

Lewis C. Cassidy Academics Plus School

Address	6523 Lansdowne Ave. Philadelphia, PA 19151	Grade Range	K-6
Phone / Fax	215.581.5506 / 215.581.5581	Comprehensive CTE	No
Website	www.philasd.org/schools/cassidy	Admissions Category	Neighborhood
		Turnaround Model	N/A

Welcome

The School Progress Report (SPR) provides parents, families, and community members with valuable information on the progress schools are making towards District-wide goals. Each school receives a score and a corresponding performance tier at the overall and domain levels. Each school also receives two rankings: one within all schools of the same grade configuration (City Rank) and one within a peer group of schools with similar student demographics (Peer Rank). A school is designated a City Leader if it ranks first among all schools with the same grade configuration. A school is designated a Peer Leader if it ranks first in its peer group.

Scoring Summary

TIER: ■ ■ ■ ■ INTERVENE (0-24%) ■ ■ ■ ■ WATCH (25-49%) ■ ■ ■ ■ REINFORCE (50-74%) ■ ■ ■ ■ MODEL (75-100%)

OVERALL

A school's overall score represents its combined performance on the Achievement, Progress, Climate, and College & Career (for high schools only) domains.

Score	Performance Tier	City Rank (Gap to Leader)	Peer Rank (Gap to Leader)
54%	■ ■ ■ ■ REINFORCE	16th of 63 (-30)	4th of 14 (-12)

Achievement

The Achievement domain measures performance on standardized assessments, including the DRA, PSSA, Keystone Exams, and ACCESS for ELLs.

27%	■ ■ ■ ■ WATCH	28th of 63 (-46)	5th of 14 (-40)
-----	---	---------------------	--------------------

Progress

The Progress domain measures growth on standardized assessments and progress towards graduation (for high schools only).

83%	■ ■ ■ ■ MODEL	3rd of 63 (-3)	Peer Leader
-----	---	-------------------	-------------

Climate

The Climate domain measures student engagement and school climate.

30%	■ ■ ■ ■ WATCH	49th of 64 (-70)	13th of 14 (-60)
-----	---	---------------------	---------------------

Coming in 2014-2015

Equity

The Equity domain will measure growth on standardized assessments for the lowest performers in a school.

Educator Effectiveness

The Educator Effectiveness domain will measure the effectiveness of school staff.

Stakeholder Feedback

The Stakeholder Feedback domain will measure the engagement and satisfaction of parents, students, and teachers using feedback from the District-wide Surveys.

Lewis Elkin School

Address	3199 D St. Philadelphia, PA 19134	Grade Range	K-4
Phone / Fax	215.291.4701 / 215.291.4876	Comprehensive CTE	No
Website	www.philasd.org/schools/elkin	Admissions Category	Neighborhood
		Turnaround Model	N/A

Welcome

The School Progress Report (SPR) provides parents, families, and community members with valuable information on the progress schools are making towards District-wide goals. Each school receives a score and a corresponding performance tier at the overall and domain levels. Each school also receives two rankings: one within all schools of the same grade configuration (City Rank) and one within a peer group of schools with similar student demographics (Peer Rank). A school is designated a City Leader if it ranks first among all schools with the same grade configuration. A school is designated a Peer Leader if it ranks first in its peer group.

Scoring Summary

TIER: ■ ■ ■ ■ INTERVENE (0-24%) ■ ■ ■ WATCH (25-49%) ■ ■ ■ REINFORCE (50-74%) ■ ■ ■ MODEL (75-100%)

OVERALL

A school's overall score represents its combined performance on the Achievement, Progress, Climate, and College & Career (for high schools only) domains.

Score	Performance Tier	City Rank (Gap to Leader)	Peer Rank (Gap to Leader)
40%	■ ■ ■ ■ WATCH	31st of 63 (-44)	4th of 16 (-16)

Achievement

The Achievement domain measures performance on standardized assessments, including the DRA, PSSA, Keystone Exams, and ACCESS for ELLs.

15%	■ ■ ■ ■ INTERVENE	42nd of 63 (-58)	9th of 16 (-24)
-----	--	---------------------	--------------------

Progress

The Progress domain measures growth on standardized assessments and progress towards graduation (for high schools only).

58%	■ ■ ■ ■ REINFORCE	22nd of 63 (-28)	2nd of 16 (-17)
-----	--	---------------------	--------------------

Climate

The Climate domain measures student engagement and school climate.

32%	■ ■ ■ ■ WATCH	47th of 64 (-68)	12th of 17 (-44)
-----	--	---------------------	---------------------

Coming in 2014-2015

Equity

The Equity domain will measure growth on standardized assessments for the lowest performers in a school.

Educator Effectiveness

The Educator Effectiveness domain will measure the effectiveness of school staff.

Stakeholder Feedback

The Stakeholder Feedback domain will measure the engagement and satisfaction of parents, students, and teachers using feedback from the District-wide Surveys.

Overbrook School

Address	2032 N. 62nd St. Philadelphia, PA 19151	Grade Range	K-5
Phone / Fax	215.581.5691 / 215.581.2175	Comprehensive CTE	No
Website	www.philasd.org/schools/overbrook	Admissions Category	Neighborhood
		Turnaround Model	N/A

Welcome

The School Progress Report (SPR) provides parents, families, and community members with valuable information on the progress schools are making towards District-wide goals. Each school receives a score and a corresponding performance tier at the overall and domain levels. Each school also receives two rankings: one within all schools of the same grade configuration (City Rank) and one within a peer group of schools with similar student demographics (Peer Rank). A school is designated a City Leader if it ranks first among all schools with the same grade configuration. A school is designated a Peer Leader if it ranks first in its peer group.

Scoring Summary

TIER: ■ ■ ■ ■ INTERVENE (0-24%) ■ ■ ■ ■ WATCH (25-49%) ■ ■ ■ ■ REINFORCE (50-74%) ■ ■ ■ ■ MODEL (75-100%)

OVERALL

A school's overall score represents its combined performance on the Achievement, Progress, Climate, and College & Career (for high schools only) domains.

Score	Performance Tier	City Rank (Gap to Leader)	Peer Rank (Gap to Leader)
62%	■ ■ ■ ■ REINFORCE	8th of 63 (-22)	2nd of 14 (-4)

Achievement

The Achievement domain measures performance on standardized assessments, including the DRA, PSSA, Keystone Exams, and ACCESS for ELLs.

35%	■ ■ ■ ■ WATCH	22nd of 63 (-38)	3rd of 14 (-32)
-----	---	---------------------	--------------------

Progress

The Progress domain measures growth on standardized assessments and progress towards graduation (for high schools only).

77%	■ ■ ■ ■ MODEL	6th of 63 (-9)	3rd of 14 (-6)
-----	---	-------------------	-------------------

Climate

The Climate domain measures student engagement and school climate.

65%	■ ■ ■ ■ REINFORCE	23rd of 64 (-35)	7th of 14 (-25)
-----	---	---------------------	--------------------

Coming in 2014-2015

Equity

The Equity domain will measure growth on standardized assessments for the lowest performers in a school.

Educator Effectiveness

The Educator Effectiveness domain will measure the effectiveness of school staff.

Stakeholder Feedback

The Stakeholder Feedback domain will measure the engagement and satisfaction of parents, students, and teachers using feedback from the District-wide Surveys.

Philip H. Sheridan School

Address	800 E. Ontario St. Philadelphia, PA 19134	Grade Range	K-4
Phone / Fax	215.291.4724 / 215.291.5615	Comprehensive CTE	No
Website	www.philasd.org/schools/sheridan	Admissions Category	Neighborhood
		Turnaround Model	N/A

Welcome





The School Progress Report (SPR) provides parents, families, and community members with valuable information on the progress schools are making towards District-wide goals. Each school receives a score and a corresponding performance tier at the overall and domain levels. Each school also receives two rankings: one within all schools of the same grade configuration (City Rank) and one within a peer group of schools with similar student demographics (Peer Rank). A school is designated a City Leader if it ranks first among all schools with the same grade configuration. A school is designated a Peer Leader if it ranks first in its peer group.

Scoring Summary

TIER:     INTERVENE (0-24%)    WATCH (25-49%)    REINFORCE (50-74%)    MODEL (75-100%)

OVERALL

A school's overall score represents its combined performance on the Achievement, Progress, Climate, and College & Career (for high schools only) domains.

Score	Performance Tier	City Rank (Gap to Leader)	Peer Rank (Gap to Leader)
Less than 10%	    INTERVENE	63rd of 63 (N/A)	16th of 16 (N/A)

Achievement

The Achievement domain measures performance on standardized assessments, including the DRA, PSSA, Keystone Exams, and ACCESS for ELLs.

Less than 10%	    INTERVENE	63rd of 63 (N/A)	16th of 16 (N/A)
---------------	--	---------------------	---------------------

Progress

The Progress domain measures growth on standardized assessments and progress towards graduation (for high schools only).

Less than 10%	    INTERVENE	62nd of 63 (N/A)	16th of 16 (N/A)
---------------	--	---------------------	---------------------

Climate

The Climate domain measures student engagement and school climate.

17%	    INTERVENE	60th of 64 (-83)	16th of 17 (-59)
-----	--	---------------------	---------------------

Coming in 2014-2015

Equity

The Equity domain will measure growth on standardized assessments for the lowest performers in a school.

Educator Effectiveness

The Educator Effectiveness domain will measure the effectiveness of school staff.

Stakeholder Feedback

The Stakeholder Feedback domain will measure the engagement and satisfaction of parents, students, and teachers using feedback from the District-wide Surveys.

Prince Hall School

Address	6101-6167 N. Gratz St. Philadelphia, PA 19141	Grade Range	K-5
Phone / Fax	215.276.5255 / 215.276.5803	Comprehensive CTE	No
Website	www.philasd.org/schools/princehall	Admissions Category	Neighborhood
		Turnaround Model	N/A

Welcome

The School Progress Report (SPR) provides parents, families, and community members with valuable information on the progress schools are making towards District-wide goals. Each school receives a score and a corresponding performance tier at the overall and domain levels. Each school also receives two rankings: one within all schools of the same grade configuration (City Rank) and one within a peer group of schools with similar student demographics (Peer Rank). A school is designated a City Leader if it ranks first among all schools with the same grade configuration. A school is designated a Peer Leader if it ranks first in its peer group.

Scoring Summary

TIER: ■ ■ ■ ■ INTERVENE (0-24%) ■ ■ ■ WATCH (25-49%) ■ ■ ■ REINFORCE (50-74%) ■ ■ ■ MODEL (75-100%)

OVERALL

A school's overall score represents its combined performance on the Achievement, Progress, Climate, and College & Career (for high schools only) domains.

Score	Performance Tier	City Rank (Gap to Leader)	Peer Rank (Gap to Leader)
25%	■ ■ ■ ■ WATCH	48th of 63 (-59)	12th of 14 (-41)

Achievement

The Achievement domain measures performance on standardized assessments, including the DRA, PSSA, Keystone Exams, and ACCESS for ELLs.

19%	■ ■ ■ ■ INTERVENE	39th of 63 (-54)	10th of 14 (-48)
-----	--	---------------------	---------------------

Progress

The Progress domain measures growth on standardized assessments and progress towards graduation (for high schools only).

4%	■ ■ ■ ■ INTERVENE	59th of 63 (-82)	13th of 14 (-79)
----	--	---------------------	---------------------

Climate

The Climate domain measures student engagement and school climate.

83%	■ ■ ■ ■ MODEL	13th of 64 (-17)	3rd of 14 (-7)
-----	--	---------------------	-------------------

Coming in 2014-2015

Equity

The Equity domain will measure growth on standardized assessments for the lowest performers in a school.

Educator Effectiveness

The Educator Effectiveness domain will measure the effectiveness of school staff.

Stakeholder Feedback

The Stakeholder Feedback domain will measure the engagement and satisfaction of parents, students, and teachers using feedback from the District-wide Surveys.

Rhawnhurst School

Address	7809 Castor Ave. Philadelphia, PA 19152	Grade Range	K-5
Phone / Fax	215.728.5013 / 215.728.5931	Comprehensive CTE	No
Website	www.philasd.org/schools/rhawnhurst	Admissions Category	Neighborhood
		Turnaround Model	N/A

Welcome

The School Progress Report (SPR) provides parents, families, and community members with valuable information on the progress schools are making towards District-wide goals. Each school receives a score and a corresponding performance tier at the overall and domain levels. Each school also receives two rankings: one within all schools of the same grade configuration (City Rank) and one within a peer group of schools with similar student demographics (Peer Rank). A school is designated a City Leader if it ranks first among all schools with the same grade configuration. A school is designated a Peer Leader if it ranks first in its peer group.

Scoring Summary

TIER: ■ ■ ■ ■ INTERVENE (0-24%) ■ ■ ■ ■ WATCH (25-49%) ■ ■ ■ ■ REINFORCE (50-74%) ■ ■ ■ ■ MODEL (75-100%)

OVERALL

A school's overall score represents its combined performance on the Achievement, Progress, Climate, and College & Career (for high schools only) domains.

Score	Performance Tier	City Rank (Gap to Leader)	Peer Rank (Gap to Leader)
62%	■ ■ ■ ■ REINFORCE	8th of 63 (-22)	Peer Leader

Achievement

The Achievement domain measures performance on standardized assessments, including the DRA, PSSA, Keystone Exams, and ACCESS for ELLs.

44%	■ ■ ■ ■ WATCH	13th of 63 (-29)	3rd of 11 (-13)
-----	---	---------------------	--------------------

Progress

The Progress domain measures growth on standardized assessments and progress towards graduation (for high schools only).

59%	■ ■ ■ ■ REINFORCE	21st of 63 (-27)	4th of 11 (-13)
-----	---	---------------------	--------------------

Climate

The Climate domain measures student engagement and school climate.

97%	■ ■ ■ ■ MODEL	2nd of 64 (-3)	Peer Leader
-----	---	-------------------	-------------

Coming in 2014-2015

Equity

The Equity domain will measure growth on standardized assessments for the lowest performers in a school.

Educator Effectiveness

The Educator Effectiveness domain will measure the effectiveness of school staff.

Stakeholder Feedback

The Stakeholder Feedback domain will measure the engagement and satisfaction of parents, students, and teachers using feedback from the District-wide Surveys.

Richard R. Wright School

Address	2700 W. Dauphin St. Philadelphia, PA 19132	Grade Range	K-6
Phone / Fax	215.684.5076 / 215.684.7018	Comprehensive CTE	No
Website	N/A	Admissions Category	Neighborhood
		Turnaround Model	N/A

Welcome

The School Progress Report (SPR) provides parents, families, and community members with valuable information on the progress schools are making towards District-wide goals. Each school receives a score and a corresponding performance tier at the overall and domain levels. Each school also receives two rankings: one within all schools of the same grade configuration (City Rank) and one within a peer group of schools with similar student demographics (Peer Rank). A school is designated a City Leader if it ranks first among all schools with the same grade configuration. A school is designated a Peer Leader if it ranks first in its peer group.

Scoring Summary

TIER: ■ ■ ■ ■ INTERVENE (0-24%) ■ ■ ■ WATCH (25-49%) ■ ■ ■ REINFORCE (50-74%) ■ ■ ■ MODEL (75-100%)

OVERALL

A school's overall score represents its combined performance on the Achievement, Progress, Climate, and College & Career (for high schools only) domains.

Score	Performance Tier	City Rank (Gap to Leader)	Peer Rank (Gap to Leader)
24%	■ ■ ■ ■ INTERVENE	50th of 63 (-60)	10th of 14 (-29)

Achievement

The Achievement domain measures performance on standardized assessments, including the DRA, PSSA, Keystone Exams, and ACCESS for ELLs.

2%	■ ■ ■ ■ INTERVENE	61st of 63 (-71)	13th of 14 (-30)
----	---	---------------------	---------------------

Progress

The Progress domain measures growth on standardized assessments and progress towards graduation (for high schools only).

41%	■ ■ ■ ■ WATCH	36th of 63 (-45)	9th of 14 (-45)
-----	---	---------------------	--------------------

Climate

The Climate domain measures student engagement and school climate.

16%	■ ■ ■ ■ INTERVENE	61st of 64 (-84)	12th of 14 (-44)
-----	---	---------------------	---------------------

Coming in 2014-2015

Equity

The Equity domain will measure growth on standardized assessments for the lowest performers in a school.

Educator Effectiveness

The Educator Effectiveness domain will measure the effectiveness of school staff.

Stakeholder Feedback

The Stakeholder Feedback domain will measure the engagement and satisfaction of parents, students, and teachers using feedback from the District-wide Surveys.

Richmond School

Address	2944 Belgrade St. Philadelphia, PA 19134	Grade Range	K-5
Phone / Fax	215.291.4718 / 215.291.4141	Comprehensive CTE	No
Website	N/A	Admissions Category	Neighborhood
		Turnaround Model	N/A

Welcome





The School Progress Report (SPR) provides parents, families, and community members with valuable information on the progress schools are making towards District-wide goals. Each school receives a score and a corresponding performance tier at the overall and domain levels. Each school also receives two rankings: one within all schools of the same grade configuration (City Rank) and one within a peer group of schools with similar student demographics (Peer Rank). A school is designated a City Leader if it ranks first among all schools with the same grade configuration. A school is designated a Peer Leader if it ranks first in its peer group.

Scoring Summary

TIER:     INTERVENE (0-24%)    WATCH (25-49%)    REINFORCE (50-74%)    MODEL (75-100%)

OVERALL

A school's overall score represents its combined performance on the Achievement, Progress, Climate, and College & Career (for high schools only) domains.

Score	Performance Tier	City Rank (Gap to Leader)	Peer Rank (Gap to Leader)
19%	    INTERVENE	58th of 63 (-65)	11th of 11 (-43)

Achievement

The Achievement domain measures performance on standardized assessments, including the DRA, PSSA, Keystone Exams, and ACCESS for ELLs.

28%	    WATCH	25th of 63 (-45)	10th of 11 (-29)
-----	---	---------------------	---------------------

Progress

The Progress domain measures growth on standardized assessments and progress towards graduation (for high schools only).

3%	    INTERVENE	61st of 63 (-83)	11th of 11 (-69)
----	---	---------------------	---------------------

Climate

The Climate domain measures student engagement and school climate.

46%	    WATCH	37th of 64 (-54)	9th of 11 (-51)
-----	---	---------------------	--------------------

Coming in 2014-2015

Equity

The Equity domain will measure growth on standardized assessments for the lowest performers in a school.

Educator Effectiveness

The Educator Effectiveness domain will measure the effectiveness of school staff.

Stakeholder Feedback

The Stakeholder Feedback domain will measure the engagement and satisfaction of parents, students, and teachers using feedback from the District-wide Surveys.

Robert B. Pollock School

Address	2850 Welsh Rd. Philadelphia, PA 19152	Grade Range	K-6
Phone / Fax	215.961.2004 / 215.961.2597	Comprehensive CTE	No
Website	www.philasd.org/schools/pollock	Admissions Category	Neighborhood
		Turnaround Model	N/A

Welcome

The School Progress Report (SPR) provides parents, families, and community members with valuable information on the progress schools are making towards District-wide goals. Each school receives a score and a corresponding performance tier at the overall and domain levels. Each school also receives two rankings: one within all schools of the same grade configuration (City Rank) and one within a peer group of schools with similar student demographics (Peer Rank). A school is designated a City Leader if it ranks first among all schools with the same grade configuration. A school is designated a Peer Leader if it ranks first in its peer group.

Scoring Summary

TIER: ■ ■ ■ ■ INTERVENE (0-24%) ■ ■ ■ ■ WATCH (25-49%) ■ ■ ■ ■ REINFORCE (50-74%) ■ ■ ■ ■ MODEL (75-100%)

OVERALL

A school's overall score represents its combined performance on the Achievement, Progress, Climate, and College & Career (for high schools only) domains.

Score	Performance Tier	City Rank (Gap to Leader)	Peer Rank (Gap to Leader)
54%	■ ■ ■ ■ REINFORCE	16th of 63 (-30)	6th of 11 (-8)

Achievement

The Achievement domain measures performance on standardized assessments, including the DRA, PSSA, Keystone Exams, and ACCESS for ELLs.

57%	■ ■ ■ ■ REINFORCE	9th of 63 (-16)	Peer Leader
-----	---	--------------------	-------------

Progress

The Progress domain measures growth on standardized assessments and progress towards graduation (for high schools only).

38%	■ ■ ■ ■ WATCH	37th of 63 (-48)	9th of 11 (-34)
-----	---	---------------------	--------------------

Climate

The Climate domain measures student engagement and school climate.

90%	■ ■ ■ ■ MODEL	6th of 64 (-10)	4th of 11 (-7)
-----	---	--------------------	-------------------

Coming in 2014-2015

Equity

The Equity domain will measure growth on standardized assessments for the lowest performers in a school.

Educator Effectiveness

The Educator Effectiveness domain will measure the effectiveness of school staff.

Stakeholder Feedback

The Stakeholder Feedback domain will measure the engagement and satisfaction of parents, students, and teachers using feedback from the District-wide Surveys.

Robert Fulton School (CLOSED)

Address Closed

Grade Range K-6

Phone / Fax Closed

Comprehensive CTE No

Website Closed

Admissions Category Neighborhood

Turnaround Model N/A

Welcome

The School Progress Report (SPR) provides parents, families, and community members with valuable information on the progress schools are making towards District-wide goals. Each school receives a score and a corresponding performance tier at the overall and domain levels. Each school also receives two rankings: one within all schools of the same grade configuration (City Rank) and one within a peer group of schools with similar student demographics (Peer Rank). A school is designated a City Leader if it ranks first among all schools with the same grade configuration. A school is designated a Peer Leader if it ranks first in its peer group.

Scoring Summary

TIER: ■ ■ ■ ■ INTERVENE (0-24%) ■ ■ ■ WATCH (25-49%) ■ ■ ■ REINFORCE (50-74%) ■ ■ ■ MODEL (75-100%)

OVERALL

A school's overall score represents its combined performance on the Achievement, Progress, Climate, and College & Career (for high schools only) domains.

Score	Performance Tier	City Rank (Gap to Leader)	Peer Rank (Gap to Leader)
32%	■ ■ ■ ■ WATCH	39th of 63 (-52)	7th of 14 (-21)

Achievement

The Achievement domain measures performance on standardized assessments, including the DRA, PSSA, Keystone Exams, and ACCESS for ELLs.

1%	■ ■ ■ ■ INTERVENE	62nd of 63 (-72)	14th of 14 (-31)
----	--	---------------------	---------------------

Progress

The Progress domain measures growth on standardized assessments and progress towards graduation (for high schools only).

53%	■ ■ ■ ■ REINFORCE	28th of 63 (-33)	6th of 14 (-33)
-----	--	---------------------	--------------------

Climate

The Climate domain measures student engagement and school climate.

27%	■ ■ ■ ■ WATCH	51st of 64 (-73)	6th of 14 (-33)
-----	--	---------------------	--------------------

Coming in 2014-2015

Equity

The Equity domain will measure growth on standardized assessments for the lowest performers in a school.

Educator Effectiveness

The Educator Effectiveness domain will measure the effectiveness of school staff.

Stakeholder Feedback

The Stakeholder Feedback domain will measure the engagement and satisfaction of parents, students, and teachers using feedback from the District-wide Surveys.

S. Weir Mitchell School

Address 5500 Kingsessing Ave.

Philadelphia, PA 19143

Phone / Fax 215.727.2160 / 215.727.2218

Website www.philasd.org/schools/mitchell

Grade Range K-5

Comprehensive CTE No

Admissions Category Neighborhood

Turnaround Model N/A

Welcome

The School Progress Report (SPR) provides parents, families, and community members with valuable information on the progress schools are making towards District-wide goals. Each school receives a score and a corresponding performance tier at the overall and domain levels. Each school also receives two rankings: one within all schools of the same grade configuration (City Rank) and one within a peer group of schools with similar student demographics (Peer Rank). A school is designated a City Leader if it ranks first among all schools with the same grade configuration. A school is designated a Peer Leader if it ranks first in its peer group.

Scoring Summary

TIER: ■ ■ ■ ■ INTERVENE (0-24%) ■ ■ ■ ■ WATCH (25-49%) ■ ■ ■ ■ REINFORCE (50-74%) ■ ■ ■ ■ MODEL (75-100%)

OVERALL

A school's overall score represents its combined performance on the Achievement, Progress, Climate, and College & Career (for high schools only) domains.

Score	Performance Tier	City Rank (Gap to Leader)	Peer Rank (Gap to Leader)
25%	■ ■ ■ ■ WATCH	48th of 63 (-59)	9th of 14 (-28)

Achievement

The Achievement domain measures performance on standardized assessments, including the DRA, PSSA, Keystone Exams, and ACCESS for ELLs.

11%	■ ■ ■ ■ INTERVENE	45th of 63 (-62)	5th of 14 (-21)
-----	--	---------------------	--------------------

Progress

The Progress domain measures growth on standardized assessments and progress towards graduation (for high schools only).

36%	■ ■ ■ ■ WATCH	39th of 63 (-50)	10th of 14 (-50)
-----	--	---------------------	---------------------

Climate

The Climate domain measures student engagement and school climate.

22%	■ ■ ■ ■ INTERVENE	56th of 64 (-78)	9th of 14 (-38)
-----	--	---------------------	--------------------

Coming in 2014-2015

Equity

The Equity domain will measure growth on standardized assessments for the lowest performers in a school.

Educator Effectiveness

The Educator Effectiveness domain will measure the effectiveness of school staff.

Stakeholder Feedback

The Stakeholder Feedback domain will measure the engagement and satisfaction of parents, students, and teachers using feedback from the District-wide Surveys.

Samuel Gompers School

Address	5701 Wynnefield Ave. Philadelphia, PA 19131	Grade Range	K-6
Phone / Fax	215.581.5503 / 215.581.5686	Comprehensive CTE	No
Website	www.philasd.org/schools/gompers	Admissions Category	Neighborhood
		Turnaround Model	N/A

Welcome

The School Progress Report (SPR) provides parents, families, and community members with valuable information on the progress schools are making towards District-wide goals. Each school receives a score and a corresponding performance tier at the overall and domain levels. Each school also receives two rankings: one within all schools of the same grade configuration (City Rank) and one within a peer group of schools with similar student demographics (Peer Rank). A school is designated a City Leader if it ranks first among all schools with the same grade configuration. A school is designated a Peer Leader if it ranks first in its peer group.

Scoring Summary

TIER: ■ ■ ■ ■ INTERVENE (0-24%) ■ ■ ■ ■ WATCH (25-49%) ■ ■ ■ ■ REINFORCE (50-74%) ■ ■ ■ ■ MODEL (75-100%)

OVERALL

A school's overall score represents its combined performance on the Achievement, Progress, Climate, and College & Career (for high schools only) domains.

Score	Performance Tier	City Rank (Gap to Leader)	Peer Rank (Gap to Leader)
28%	■ ■ ■ ■ WATCH	46th of 63 (-56)	11th of 14 (-38)

Achievement

The Achievement domain measures performance on standardized assessments, including the DRA, PSSA, Keystone Exams, and ACCESS for ELLs.

10%	■ ■ ■ ■ INTERVENE	48th of 63 (-63)	13th of 14 (-57)
-----	--	---------------------	---------------------

Progress

The Progress domain measures growth on standardized assessments and progress towards graduation (for high schools only).

42%	■ ■ ■ ■ WATCH	35th of 63 (-44)	9th of 14 (-41)
-----	--	---------------------	--------------------

Climate

The Climate domain measures student engagement and school climate.

21%	■ ■ ■ ■ INTERVENE	57th of 64 (-79)	14th of 14 (-69)
-----	--	---------------------	---------------------

Coming in 2014-2015

Equity

The Equity domain will measure growth on standardized assessments for the lowest performers in a school.

Educator Effectiveness

The Educator Effectiveness domain will measure the effectiveness of school staff.

Stakeholder Feedback

The Stakeholder Feedback domain will measure the engagement and satisfaction of parents, students, and teachers using feedback from the District-wide Surveys.

Samuel Pennypacker School

Address	1858 E. Washington Ln. Philadelphia, PA 19138	Grade Range	K-6
Phone / Fax	215.276.5271 / 215.276.5886	Comprehensive CTE	No
Website	www.philasd.org/schools/pennypacker	Admissions Category	Neighborhood
		Turnaround Model	N/A

Welcome

The School Progress Report (SPR) provides parents, families, and community members with valuable information on the progress schools are making towards District-wide goals. Each school receives a score and a corresponding performance tier at the overall and domain levels. Each school also receives two rankings: one within all schools of the same grade configuration (City Rank) and one within a peer group of schools with similar student demographics (Peer Rank). A school is designated a City Leader if it ranks first among all schools with the same grade configuration. A school is designated a Peer Leader if it ranks first in its peer group.

Scoring Summary

TIER: ■ ■ ■ ■ INTERVENE (0-24%) ■ ■ ■ WATCH (25-49%) ■ ■ ■ REINFORCE (50-74%) ■ ■ ■ MODEL (75-100%)

OVERALL

A school's overall score represents its combined performance on the Achievement, Progress, Climate, and College & Career (for high schools only) domains.

Score	Performance Tier	City Rank (Gap to Leader)	Peer Rank (Gap to Leader)
45%	■ ■ ■ ■ WATCH	27th of 63 (-39)	8th of 14 (-21)

Achievement

The Achievement domain measures performance on standardized assessments, including the DRA, PSSA, Keystone Exams, and ACCESS for ELLs.

21%	■ ■ ■ ■ INTERVENE	36th of 63 (-52)	8th of 14 (-46)
-----	--	---------------------	--------------------

Progress

The Progress domain measures growth on standardized assessments and progress towards graduation (for high schools only).

56%	■ ■ ■ ■ REINFORCE	24th of 63 (-30)	8th of 14 (-27)
-----	--	---------------------	--------------------

Climate

The Climate domain measures student engagement and school climate.

55%	■ ■ ■ ■ REINFORCE	34th of 64 (-45)	10th of 14 (-35)
-----	--	---------------------	---------------------

Coming in 2014-2015

Equity

The Equity domain will measure growth on standardized assessments for the lowest performers in a school.

Educator Effectiveness

The Educator Effectiveness domain will measure the effectiveness of school staff.

Stakeholder Feedback

The Stakeholder Feedback domain will measure the engagement and satisfaction of parents, students, and teachers using feedback from the District-wide Surveys.

Samuel Powel School

Address	301 N. 36th St. Philadelphia, PA 19104	Grade Range	K-4
Phone / Fax	215.823.8201 / 215.823.8215	Comprehensive CTE	No
Website	www.philasd.org/schools/powel	Admissions Category	Neighborhood
		Turnaround Model	N/A

Welcome

The School Progress Report (SPR) provides parents, families, and community members with valuable information on the progress schools are making towards District-wide goals. Each school receives a score and a corresponding performance tier at the overall and domain levels. Each school also receives two rankings: one within all schools of the same grade configuration (City Rank) and one within a peer group of schools with similar student demographics (Peer Rank). A school is designated a City Leader if it ranks first among all schools with the same grade configuration. A school is designated a Peer Leader if it ranks first in its peer group.

Scoring Summary

TIER: ■ ■ ■ ■ INTERVENE (0-24%) ■ ■ ■ WATCH (25-49%) ■ ■ ■ REINFORCE (50-74%) ■ ■ ■ MODEL (75-100%)

OVERALL

A school's overall score represents its combined performance on the Achievement, Progress, Climate, and College & Career (for high schools only) domains.

Score	Performance Tier	City Rank (Gap to Leader)	Peer Rank (Gap to Leader)
66%	<div><div></div><div></div><div></div><div></div></div> REINFORCE	7th of 63 (-18)	Peer Leader

Achievement

The Achievement domain measures performance on standardized assessments, including the DRA, PSSA, Keystone Exams, and ACCESS for ELLs.

67%	<div><div></div><div></div><div></div><div></div></div> REINFORCE	6th of 63 (-6)	Peer Leader
-----	--	-------------------	-------------

Progress

The Progress domain measures growth on standardized assessments and progress towards graduation (for high schools only).

57%	<div><div></div><div></div><div></div><div></div></div> REINFORCE	23rd of 63 (-29)	7th of 14 (-26)
-----	--	---------------------	--------------------

Climate

The Climate domain measures student engagement and school climate.

85%	<div><div></div><div></div><div></div><div></div></div> MODEL	11th of 64 (-15)	2nd of 14 (-5)
-----	--	---------------------	-------------------

Coming in 2014-2015

Equity

The Equity domain will measure growth on standardized assessments for the lowest performers in a school.

Educator Effectiveness

The Educator Effectiveness domain will measure the effectiveness of school staff.

Stakeholder Feedback

The Stakeholder Feedback domain will measure the engagement and satisfaction of parents, students, and teachers using feedback from the District-wide Surveys.

Solomon Solis-Cohen School

Address	7001 Horrocks St. Philadelphia, PA 19149	Grade Range	K-6
Phone / Fax	215.728.5012 / 215.728.5982	Comprehensive CTE	No
Website	www.philasd.org/schools/solis-cohen	Admissions Category	Neighborhood
		Turnaround Model	N/A

Welcome

The School Progress Report (SPR) provides parents, families, and community members with valuable information on the progress schools are making towards District-wide goals. Each school receives a score and a corresponding performance tier at the overall and domain levels. Each school also receives two rankings: one within all schools of the same grade configuration (City Rank) and one within a peer group of schools with similar student demographics (Peer Rank). A school is designated a City Leader if it ranks first among all schools with the same grade configuration. A school is designated a Peer Leader if it ranks first in its peer group.

Scoring Summary

TIER: ■ □ □ □ INTERVENE (0-24%) □ ■ □ □ WATCH (25-49%) □ □ ■ □ REINFORCE (50-74%) □ □ □ ■ MODEL (75-100%)

OVERALL

A school's overall score represents its combined performance on the Achievement, Progress, Climate, and College & Career (for high schools only) domains.

Score	Performance Tier	City Rank (Gap to Leader)	Peer Rank (Gap to Leader)
62%	□ □ ■ □ REINFORCE	8th of 63 (-22)	Peer Leader

Achievement

The Achievement domain measures performance on standardized assessments, including the DRA, PSSA, Keystone Exams, and ACCESS for ELLs.

41%	□ ■ □ □ WATCH	16th of 63 (-32)	6th of 11 (-16)
-----	--	---------------------	--------------------

Progress

The Progress domain measures growth on standardized assessments and progress towards graduation (for high schools only).

64%	□ □ ■ □ REINFORCE	16th of 63 (-22)	3rd of 11 (-8)
-----	--	---------------------	-------------------

Climate

The Climate domain measures student engagement and school climate.

88%	□ □ □ ■ MODEL	10th of 64 (-12)	5th of 11 (-9)
-----	--	---------------------	-------------------

Coming in 2014-2015

Equity

The Equity domain will measure growth on standardized assessments for the lowest performers in a school.

Educator Effectiveness

The Educator Effectiveness domain will measure the effectiveness of school staff.

Stakeholder Feedback

The Stakeholder Feedback domain will measure the engagement and satisfaction of parents, students, and teachers using feedback from the District-wide Surveys.

Stephen Girard School

Address	1800 Snyder Ave. Philadelphia, PA 19145	Grade Range	K-4
Phone / Fax	215.952.8554 / 215.952.6397	Comprehensive CTE	No
Website	www.philasd.org/schools/girard	Admissions Category	Neighborhood
		Turnaround Model	N/A

Welcome

The School Progress Report (SPR) provides parents, families, and community members with valuable information on the progress schools are making towards District-wide goals. Each school receives a score and a corresponding performance tier at the overall and domain levels. Each school also receives two rankings: one within all schools of the same grade configuration (City Rank) and one within a peer group of schools with similar student demographics (Peer Rank). A school is designated a City Leader if it ranks first among all schools with the same grade configuration. A school is designated a Peer Leader if it ranks first in its peer group.

Scoring Summary

TIER: ■ ■ ■ ■ INTERVENE (0-24%) ■ ■ ■ ■ WATCH (25-49%) ■ ■ ■ ■ REINFORCE (50-74%) ■ ■ ■ ■ MODEL (75-100%)

OVERALL

A school's overall score represents its combined performance on the Achievement, Progress, Climate, and College & Career (for high schools only) domains.

Score	Performance Tier	City Rank (Gap to Leader)	Peer Rank (Gap to Leader)
28%	■ ■ ■ ■ WATCH	46th of 63 (-56)	10th of 16 (-28)

Achievement

The Achievement domain measures performance on standardized assessments, including the DRA, PSSA, Keystone Exams, and ACCESS for ELLs.

25%	■ ■ ■ ■ WATCH	30th of 63 (-48)	5th of 16 (-14)
-----	--	---------------------	--------------------

Progress

The Progress domain measures growth on standardized assessments and progress towards graduation (for high schools only).

16%	■ ■ ■ ■ INTERVENE	53rd of 63 (-70)	13th of 16 (-59)
-----	--	---------------------	---------------------

Climate

The Climate domain measures student engagement and school climate.

59%	■ ■ ■ ■ REINFORCE	28th of 64 (-41)	5th of 17 (-17)
-----	--	---------------------	--------------------

Coming in 2014-2015

Equity

The Equity domain will measure growth on standardized assessments for the lowest performers in a school.

Educator Effectiveness

The Educator Effectiveness domain will measure the effectiveness of school staff.

Stakeholder Feedback

The Stakeholder Feedback domain will measure the engagement and satisfaction of parents, students, and teachers using feedback from the District-wide Surveys.

Thomas G. Morton School

Address	2501 S. 63rd St. Philadelphia, PA 19142	Grade Range	K-5
Phone / Fax	215.727.2164 / 215.727.2341	Comprehensive CTE	No
Website	www.philasd.org/schools/morton	Admissions Category	Neighborhood
		Turnaround Model	N/A

Welcome

The School Progress Report (SPR) provides parents, families, and community members with valuable information on the progress schools are making towards District-wide goals. Each school receives a score and a corresponding performance tier at the overall and domain levels. Each school also receives two rankings: one within all schools of the same grade configuration (City Rank) and one within a peer group of schools with similar student demographics (Peer Rank). A school is designated a City Leader if it ranks first among all schools with the same grade configuration. A school is designated a Peer Leader if it ranks first in its peer group.

Scoring Summary

TIER: ■ ■ ■ ■ INTERVENE (0-24%) ■ ■ ■ ■ WATCH (25-49%) ■ ■ ■ ■ REINFORCE (50-74%) ■ ■ ■ ■ MODEL (75-100%)

OVERALL

A school's overall score represents its combined performance on the Achievement, Progress, Climate, and College & Career (for high schools only) domains.

Score	Performance Tier	City Rank (Gap to Leader)	Peer Rank (Gap to Leader)
33%	■ ■ ■ ■ WATCH	38th of 63 (-51)	6th of 16 (-23)

Achievement

The Achievement domain measures performance on standardized assessments, including the DRA, PSSA, Keystone Exams, and ACCESS for ELLs.

7%	■ ■ ■ ■ INTERVENE	53rd of 63 (-66)	13th of 16 (-32)
----	--	---------------------	---------------------

Progress

The Progress domain measures growth on standardized assessments and progress towards graduation (for high schools only).

46%	■ ■ ■ ■ WATCH	33rd of 63 (-40)	4th of 16 (-29)
-----	--	---------------------	--------------------

Climate

The Climate domain measures student engagement and school climate.

40%	■ ■ ■ ■ WATCH	42nd of 64 (-60)	9th of 17 (-36)
-----	--	---------------------	--------------------

Coming in 2014-2015

Equity

The Equity domain will measure growth on standardized assessments for the lowest performers in a school.

Educator Effectiveness

The Educator Effectiveness domain will measure the effectiveness of school staff.

Stakeholder Feedback

The Stakeholder Feedback domain will measure the engagement and satisfaction of parents, students, and teachers using feedback from the District-wide Surveys.

Thomas Holme School

Address	9120 Academy Rd. Philadelphia, PA 19114	Grade Range	K-6
Phone / Fax	215.335.5656 / 215.335.5033	Comprehensive CTE	No
Website	www.philasd.org/schools/holme	Admissions Category	Neighborhood
		Turnaround Model	N/A

Welcome

The School Progress Report (SPR) provides parents, families, and community members with valuable information on the progress schools are making towards District-wide goals. Each school receives a score and a corresponding performance tier at the overall and domain levels. Each school also receives two rankings: one within all schools of the same grade configuration (City Rank) and one within a peer group of schools with similar student demographics (Peer Rank). A school is designated a City Leader if it ranks first among all schools with the same grade configuration. A school is designated a Peer Leader if it ranks first in its peer group.

Scoring Summary

TIER: ■ □ □ □ INTERVENE (0-24%) □ ■ □ □ WATCH (25-49%) □ □ ■ □ REINFORCE (50-74%) □ □ □ ■ MODEL (75-100%)

OVERALL

A school's overall score represents its combined performance on the Achievement, Progress, Climate, and College & Career (for high schools only) domains.

Score	Performance Tier	City Rank (Gap to Leader)	Peer Rank (Gap to Leader)
58%	□ □ ■ □ REINFORCE	13th of 63 (-26)	4th of 11 (-4)

Achievement

The Achievement domain measures performance on standardized assessments, including the DRA, PSSA, Keystone Exams, and ACCESS for ELLs.

43%	□ ■ □ □ WATCH	14th of 63 (-30)	4th of 11 (-14)
-----	--	---------------------	--------------------

Progress

The Progress domain measures growth on standardized assessments and progress towards graduation (for high schools only).

72%	□ □ ■ □ REINFORCE	8th of 63 (-14)	Peer Leader
-----	--	--------------------	-------------

Climate

The Climate domain measures student engagement and school climate.

43%	□ ■ □ □ WATCH	39th of 64 (-57)	11th of 11 (-54)
-----	--	---------------------	---------------------

Coming in 2014-2015

Equity

The Equity domain will measure growth on standardized assessments for the lowest performers in a school.

Educator Effectiveness

The Educator Effectiveness domain will measure the effectiveness of school staff.

Stakeholder Feedback

The Stakeholder Feedback domain will measure the engagement and satisfaction of parents, students, and teachers using feedback from the District-wide Surveys.

Thomas M. Peirce School

Address 2300 W. Cambria St.

Philadelphia, PA 19132

Phone / Fax 215.227.4411 / 215.227.4599

Website N/A

Grade Range K-6

Comprehensive CTE No

Admissions Category Neighborhood

Turnaround Model N/A

Welcome

The School Progress Report (SPR) provides parents, families, and community members with valuable information on the progress schools are making towards District-wide goals. Each school receives a score and a corresponding performance tier at the overall and domain levels. Each school also receives two rankings: one within all schools of the same grade configuration (City Rank) and one within a peer group of schools with similar student demographics (Peer Rank). A school is designated a City Leader if it ranks first among all schools with the same grade configuration. A school is designated a Peer Leader if it ranks first in its peer group.

Scoring Summary

TIER: ■ ■ ■ ■ INTERVENE (0-24%) ■ ■ ■ ■ WATCH (25-49%) ■ ■ ■ ■ REINFORCE (50-74%) ■ ■ ■ ■ MODEL (75-100%)

OVERALL

A school's overall score represents its combined performance on the Achievement, Progress, Climate, and College & Career (for high schools only) domains.

Score	Performance Tier	City Rank (Gap to Leader)	Peer Rank (Gap to Leader)
37%	■ ■ ■ ■ WATCH	36th of 63 (-47)	6th of 14 (-16)

Achievement

The Achievement domain measures performance on standardized assessments, including the DRA, PSSA, Keystone Exams, and ACCESS for ELLs.

9%	■ ■ ■ ■ INTERVENE	49th of 63 (-64)	6th of 14 (-23)
----	--	---------------------	--------------------

Progress

The Progress domain measures growth on standardized assessments and progress towards graduation (for high schools only).

54%	■ ■ ■ ■ REINFORCE	27th of 63 (-32)	5th of 14 (-32)
-----	--	---------------------	--------------------

Climate

The Climate domain measures student engagement and school climate.

37%	■ ■ ■ ■ WATCH	43rd of 64 (-63)	4th of 14 (-23)
-----	--	---------------------	--------------------

Coming in 2014-2015

Equity

The Equity domain will measure growth on standardized assessments for the lowest performers in a school.

Educator Effectiveness

The Educator Effectiveness domain will measure the effectiveness of school staff.

Stakeholder Feedback

The Stakeholder Feedback domain will measure the engagement and satisfaction of parents, students, and teachers using feedback from the District-wide Surveys.

Watson Comly School

Address	1001 Byberry Rd. Philadelphia, PA 19116	Grade Range	K-5
Phone / Fax	215.961.2008 / 215.961.2555	Comprehensive CTE	No
Website	www.philasd.org/schools/comly	Admissions Category	Neighborhood
		Turnaround Model	N/A

Welcome

The School Progress Report (SPR) provides parents, families, and community members with valuable information on the progress schools are making towards District-wide goals. Each school receives a score and a corresponding performance tier at the overall and domain levels. Each school also receives two rankings: one within all schools of the same grade configuration (City Rank) and one within a peer group of schools with similar student demographics (Peer Rank). A school is designated a City Leader if it ranks first among all schools with the same grade configuration. A school is designated a Peer Leader if it ranks first in its peer group.

Scoring Summary

TIER: ■ ■ ■ ■ INTERVENE (0-24%) ■ ■ ■ WATCH (25-49%) ■ ■ ■ REINFORCE (50-74%) ■ ■ ■ MODEL (75-100%)

OVERALL

A school's overall score represents its combined performance on the Achievement, Progress, Climate, and College & Career (for high schools only) domains.

Score	Performance Tier	City Rank (Gap to Leader)	Peer Rank (Gap to Leader)
73%	<div><div></div><div></div><div></div><div></div></div> REINFORCE	2nd of 63 (-11)	2nd of 8 (-11)

Achievement

The Achievement domain measures performance on standardized assessments, including the DRA, PSSA, Keystone Exams, and ACCESS for ELLs.

68%	<div><div></div><div></div><div></div><div></div></div> REINFORCE	4th of 63 (-5)	4th of 8 (-5)
-----	--	-------------------	------------------

Progress

The Progress domain measures growth on standardized assessments and progress towards graduation (for high schools only).

66%	<div><div></div><div></div><div></div><div></div></div> REINFORCE	12th of 63 (-20)	4th of 8 (-18)
-----	--	---------------------	-------------------

Climate

The Climate domain measures student engagement and school climate.

97%	<div><div></div><div></div><div></div><div></div></div> MODEL	2nd of 64 (-3)	2nd of 8 (-3)
-----	--	-------------------	------------------

Coming in 2014-2015

Equity

The Equity domain will measure growth on standardized assessments for the lowest performers in a school.

Educator Effectiveness

The Educator Effectiveness domain will measure the effectiveness of school staff.

Stakeholder Feedback

The Stakeholder Feedback domain will measure the engagement and satisfaction of parents, students, and teachers using feedback from the District-wide Surveys.

William Cramp School

Address 3449 N. Mascher St.
Philadelphia, PA 19140
Phone / Fax 215.291.4704 / 215.291.5694
Website N/A

Grade Range K-6
Comprehensive CTE No
Admissions Category Neighborhood
Turnaround Model N/A

Welcome

The School Progress Report (SPR) provides parents, families, and community members with valuable information on the progress schools are making towards District-wide goals. Each school receives a score and a corresponding performance tier at the overall and domain levels. Each school also receives two rankings: one within all schools of the same grade configuration (City Rank) and one within a peer group of schools with similar student demographics (Peer Rank). A school is designated a City Leader if it ranks first among all schools with the same grade configuration. A school is designated a Peer Leader if it ranks first in its peer group.

Scoring Summary

TIER: ■ ■ ■ ■ INTERVENE (0-24%) ■ ■ ■ WATCH (25-49%) ■ ■ ■ REINFORCE (50-74%) ■ ■ ■ MODEL (75-100%)

OVERALL

A school's overall score represents its combined performance on the Achievement, Progress, Climate, and College & Career (for high schools only) domains.

Score	Performance Tier	City Rank (Gap to Leader)	Peer Rank (Gap to Leader)
30%	■ ■ ■ ■ WATCH	41st of 63 (-54)	7th of 16 (-26)

Achievement

The Achievement domain measures performance on standardized assessments, including the DRA, PSSA, Keystone Exams, and ACCESS for ELLs.

8%	■ ■ ■ ■ INTERVENE	52nd of 63 (-65)	12th of 16 (-31)
----	--	---------------------	---------------------

Progress

The Progress domain measures growth on standardized assessments and progress towards graduation (for high schools only).

35%	■ ■ ■ ■ WATCH	40th of 63 (-51)	6th of 16 (-40)
-----	--	---------------------	--------------------

Climate

The Climate domain measures student engagement and school climate.

53%	■ ■ ■ ■ REINFORCE	35th of 64 (-47)	8th of 17 (-23)
-----	--	---------------------	--------------------

Coming in 2014-2015

Equity

The Equity domain will measure growth on standardized assessments for the lowest performers in a school.

Educator Effectiveness

The Educator Effectiveness domain will measure the effectiveness of school staff.

Stakeholder Feedback

The Stakeholder Feedback domain will measure the engagement and satisfaction of parents, students, and teachers using feedback from the District-wide Surveys.

William H. Loesche School

Address	595 Tomlinson Rd. Philadelphia, PA 19116	Grade Range	K-5
Phone / Fax	215.961.2000 / 215.961.2559	Comprehensive CTE	No
Website	www.philasd.org/schools/loesche	Admissions Category	Neighborhood
		Turnaround Model	N/A

Welcome

The School Progress Report (SPR) provides parents, families, and community members with valuable information on the progress schools are making towards District-wide goals. Each school receives a score and a corresponding performance tier at the overall and domain levels. Each school also receives two rankings: one within all schools of the same grade configuration (City Rank) and one within a peer group of schools with similar student demographics (Peer Rank). A school is designated a City Leader if it ranks first among all schools with the same grade configuration. A school is designated a Peer Leader if it ranks first in its peer group.

Scoring Summary

TIER: ■ ■ ■ ■ INTERVENE (0-24%) ■ ■ ■ WATCH (25-49%) ■ ■ ■ REINFORCE (50-74%) ■ ■ ■ MODEL (75-100%)

OVERALL

A school's overall score represents its combined performance on the Achievement, Progress, Climate, and College & Career (for high schools only) domains.

Score	Performance Tier	City Rank (Gap to Leader)	Peer Rank (Gap to Leader)
69%	<div><div></div><div></div><div></div><div></div></div> REINFORCE	5th of 63 (-15)	5th of 8 (-15)

Achievement

The Achievement domain measures performance on standardized assessments, including the DRA, PSSA, Keystone Exams, and ACCESS for ELLs.

68%	<div><div></div><div></div><div></div><div></div></div> REINFORCE	4th of 63 (-5)	4th of 8 (-5)
-----	--	-------------------	------------------

Progress

The Progress domain measures growth on standardized assessments and progress towards graduation (for high schools only).

63%	<div><div></div><div></div><div></div><div></div></div> REINFORCE	18th of 63 (-23)	6th of 8 (-21)
-----	--	---------------------	-------------------

Climate

The Climate domain measures student engagement and school climate.

89%	<div><div></div><div></div><div></div><div></div></div> MODEL	9th of 64 (-11)	4th of 8 (-11)
-----	--	--------------------	-------------------

Coming in 2014-2015

Equity

The Equity domain will measure growth on standardized assessments for the lowest performers in a school.

Educator Effectiveness

The Educator Effectiveness domain will measure the effectiveness of school staff.

Stakeholder Feedback

The Stakeholder Feedback domain will measure the engagement and satisfaction of parents, students, and teachers using feedback from the District-wide Surveys.

William Rowen School

Address	6841 N. 19th St. Philadelphia, PA 19126	Grade Range	K-5
Phone / Fax	215.276.5251 / 215.276.5806	Comprehensive CTE	No
Website	www.philasd.org/schools/rowen	Admissions Category	Neighborhood
		Turnaround Model	N/A

Welcome





The School Progress Report (SPR) provides parents, families, and community members with valuable information on the progress schools are making towards District-wide goals. Each school receives a score and a corresponding performance tier at the overall and domain levels. Each school also receives two rankings: one within all schools of the same grade configuration (City Rank) and one within a peer group of schools with similar student demographics (Peer Rank). A school is designated a City Leader if it ranks first among all schools with the same grade configuration. A school is designated a Peer Leader if it ranks first in its peer group.

Scoring Summary

TIER:     INTERVENE (0-24%)    WATCH (25-49%)    REINFORCE (50-74%)    MODEL (75-100%)

OVERALL

A school's overall score represents its combined performance on the Achievement, Progress, Climate, and College & Career (for high schools only) domains.

Score	Performance Tier	City Rank (Gap to Leader)	Peer Rank (Gap to Leader)
21%	    INTERVENE	57th of 63 (-63)	14th of 14 (-45)

Achievement

The Achievement domain measures performance on standardized assessments, including the DRA, PSSA, Keystone Exams, and ACCESS for ELLs.

21%	    INTERVENE	36th of 63 (-52)	8th of 14 (-46)
-----	---	---------------------	--------------------

Progress

The Progress domain measures growth on standardized assessments and progress towards graduation (for high schools only).

0%	    INTERVENE	63rd of 63 (-86)	14th of 14 (-83)
----	---	---------------------	---------------------

Climate

The Climate domain measures student engagement and school climate.

67%	    REINFORCE	21st of 64 (-33)	6th of 14 (-23)
-----	---	---------------------	--------------------

Coming in 2014-2015

Equity

The Equity domain will measure growth on standardized assessments for the lowest performers in a school.

Educator Effectiveness

The Educator Effectiveness domain will measure the effectiveness of school staff.

Stakeholder Feedback

The Stakeholder Feedback domain will measure the engagement and satisfaction of parents, students, and teachers using feedback from the District-wide Surveys.