

A. Philip Randolph Career and Technical High School

Address	2901 Henry Ave. Philadelphia, PA 19129	Grade Range	9-12
Phone / Fax	215.227.4407 / 215.227.8655	Comprehensive CTE	Yes
Website	www.philasd.org/schools/randolph	Admissions Category	Citywide
		Turnaround Model	N/A

Welcome





The School Progress Report (SPR) provides parents, families, and community members with valuable information on the progress schools are making towards District-wide goals. Each school receives a score and a corresponding performance tier at the overall and domain levels. Each school also receives two rankings: one within all schools of the same grade configuration (City Rank) and one within a peer group of schools with similar student demographics (Peer Rank). A school is designated a City Leader if it ranks first among all schools with the same grade configuration. A school is designated a Peer Leader if it ranks first in its peer group.

Scoring Summary

TIER:     INTERVENE (0-24%)    WATCH (25-49%)    REINFORCE (50-74%)    MODEL (75-100%)

OVERALL

A school's overall score represents its combined performance on the Achievement, Progress, Climate, and College & Career (for high schools only) domains.

Score	Performance Tier	City Rank (Gap to Leader)	Peer Rank (Gap to Leader)
21%	    INTERVENE	31st of 53 (-75)	11th of 12 (-40)

Achievement

The Achievement domain measures performance on standardized assessments, including the DRA, PSSA, Keystone Exams, and ACCESS for ELLs.

2%	    INTERVENE	46th of 53 (-96)	12th of 12 (-34)
----	---	---------------------	---------------------

Progress

The Progress domain measures growth on standardized assessments and progress towards graduation (for high schools only).

22%	    INTERVENE	31st of 53 (-75)	11th of 12 (-51)
-----	---	---------------------	---------------------

Climate

The Climate domain measures student engagement and school climate.

29%	    WATCH	34th of 54 (-71)	11th of 12 (-56)
-----	---	---------------------	---------------------

College & Career

The College & Career domain measures college and career readiness and post-secondary outcomes.

59%	    REINFORCE	23rd of 53 (-41)	9th of 12 (-30)
-----	---	---------------------	--------------------

Coming in 2014-2015

Equity

The Equity domain will measure growth on standardized assessments for the lowest performers in a school.

Educator Effectiveness

The Educator Effectiveness domain will measure the effectiveness of school staff.

Stakeholder Feedback

The Stakeholder Feedback domain will measure the engagement and satisfaction of parents, students, and teachers using feedback from the District-wide Surveys.

Abraham Lincoln High School

Address	3201 Ryan Ave. Philadelphia, PA 19136	Grade Range	9-12
Phone / Fax	215.335.5653 / 215.335.5997	Comprehensive CTE	No
Website	www.philasd.org/schools/lincoln	Admissions Category	Neighborhood
		Turnaround Model	N/A

Welcome

The School Progress Report (SPR) provides parents, families, and community members with valuable information on the progress schools are making towards District-wide goals. Each school receives a score and a corresponding performance tier at the overall and domain levels. Each school also receives two rankings: one within all schools of the same grade configuration (City Rank) and one within a peer group of schools with similar student demographics (Peer Rank). A school is designated a City Leader if it ranks first among all schools with the same grade configuration. A school is designated a Peer Leader if it ranks first in its peer group.

Scoring Summary

TIER: ■ ■ ■ ■ INTERVENE (0-24%) ■ ■ ■ WATCH (25-49%) ■ ■ ■ REINFORCE (50-74%) ■ ■ ■ MODEL (75-100%)

OVERALL

A school's overall score represents its combined performance on the Achievement, Progress, Climate, and College & Career (for high schools only) domains.

Score	Performance Tier	City Rank (Gap to Leader)	Peer Rank (Gap to Leader)
16%	■ ■ ■ ■ INTERVENE	35th of 53 (-80)	8th of 8 (-64)

Achievement

The Achievement domain measures performance on standardized assessments, including the DRA, PSSA, Keystone Exams, and ACCESS for ELLs.

13%	■ ■ ■ ■ INTERVENE	24th of 53 (-85)	8th of 8 (-38)
-----	--	---------------------	-------------------

Progress

The Progress domain measures growth on standardized assessments and progress towards graduation (for high schools only).

11%	■ ■ ■ ■ INTERVENE	41st of 53 (-86)	8th of 8 (-75)
-----	--	---------------------	-------------------

Climate

The Climate domain measures student engagement and school climate.

25%	■ ■ ■ ■ WATCH	39th of 54 (-75)	9th of 9 (-75)
-----	--	---------------------	-------------------

College & Career

The College & Career domain measures college and career readiness and post-secondary outcomes.

23%	■ ■ ■ ■ INTERVENE	40th of 53 (-77)	9th of 9 (-71)
-----	--	---------------------	-------------------

Coming in 2014-2015

Equity

The Equity domain will measure growth on standardized assessments for the lowest performers in a school.

Educator Effectiveness

The Educator Effectiveness domain will measure the effectiveness of school staff.

Stakeholder Feedback

The Stakeholder Feedback domain will measure the engagement and satisfaction of parents, students, and teachers using feedback from the District-wide Surveys.

Academy at Palumbo

Address	1100 Catharine St. Philadelphia, PA 19147	Grade Range	9-12
Phone / Fax	215.351.7618 / 215.351.7685	Comprehensive CTE	No
Website	www.philasd.org/schools/palumbo	Admissions Category	Special Admission
		Turnaround Model	N/A

Welcome

The School Progress Report (SPR) provides parents, families, and community members with valuable information on the progress schools are making towards District-wide goals. Each school receives a score and a corresponding performance tier at the overall and domain levels. Each school also receives two rankings: one within all schools of the same grade configuration (City Rank) and one within a peer group of schools with similar student demographics (Peer Rank). A school is designated a City Leader if it ranks first among all schools with the same grade configuration. A school is designated a Peer Leader if it ranks first in its peer group.

Scoring Summary

TIER: ■ □ □ □ INTERVENE (0-24%) ■ □ □ □ WATCH (25-49%) ■ □ □ □ REINFORCE (50-74%) ■ □ □ □ MODEL (75-100%)

OVERALL

A school's overall score represents its combined performance on the Achievement, Progress, Climate, and College & Career (for high schools only) domains.

Score	Performance Tier	City Rank (Gap to Leader)	Peer Rank (Gap to Leader)
60%	□ □ ■ □ REINFORCE	10th of 53 (-36)	2nd of 8 (-20)

Achievement

The Achievement domain measures performance on standardized assessments, including the DRA, PSSA, Keystone Exams, and ACCESS for ELLs.

51%	□ □ ■ □ REINFORCE	6th of 53 (-47)	Peer Leader
-----	--	--------------------	-------------

Progress

The Progress domain measures growth on standardized assessments and progress towards graduation (for high schools only).

31%	□ ■ □ □ WATCH	19th of 53 (-66)	4th of 8 (-55)
-----	--	---------------------	-------------------

Climate

The Climate domain measures student engagement and school climate.

99%	□ □ □ ■ MODEL	5th of 54 (-1)	2nd of 9 (-1)
-----	--	-------------------	------------------

College & Career

The College & Career domain measures college and career readiness and post-secondary outcomes.

94%	□ □ □ ■ MODEL	6th of 53 (-6)	Peer Leader
-----	--	-------------------	-------------

Coming in 2014-2015

Equity

The Equity domain will measure growth on standardized assessments for the lowest performers in a school.

Educator Effectiveness

The Educator Effectiveness domain will measure the effectiveness of school staff.

Stakeholder Feedback

The Stakeholder Feedback domain will measure the engagement and satisfaction of parents, students, and teachers using feedback from the District-wide Surveys.

Arts Academy at Benjamin Rush

Address	11081 Knights Rd. Philadelphia, PA 19154	Grade Range	9-12
Phone / Fax	215.281.2603 / 215.281.2674	Comprehensive CTE	No
Website	N/A	Admissions Category	Special Admission
		Turnaround Model	N/A

Welcome

The School Progress Report (SPR) provides parents, families, and community members with valuable information on the progress schools are making towards District-wide goals. Each school receives a score and a corresponding performance tier at the overall and domain levels. Each school also receives two rankings: one within all schools of the same grade configuration (City Rank) and one within a peer group of schools with similar student demographics (Peer Rank). A school is designated a City Leader if it ranks first among all schools with the same grade configuration. A school is designated a Peer Leader if it ranks first in its peer group.

Scoring Summary

TIER: ■ □ □ □ INTERVENE (0-24%) □ ■ □ □ WATCH (25-49%) □ □ ■ □ REINFORCE (50-74%) □ □ □ ■ MODEL (75-100%)

OVERALL

A school's overall score represents its combined performance on the Achievement, Progress, Climate, and College & Career (for high schools only) domains.

Score	Performance Tier	City Rank (Gap to Leader)	Peer Rank (Gap to Leader)
63%	□ □ ■ □ REINFORCE	7th of 53 (-33)	4th of 4 (-33)

Achievement

The Achievement domain measures performance on standardized assessments, including the DRA, PSSA, Keystone Exams, and ACCESS for ELLs.

46%	□ ■ □ □ WATCH	8th of 53 (-52)	4th of 4 (-52)
-----	--	--------------------	-------------------

Progress

The Progress domain measures growth on standardized assessments and progress towards graduation (for high schools only).

50%	□ □ ■ □ REINFORCE	13th of 53 (-47)	4th of 4 (-47)
-----	--	---------------------	-------------------

Climate

The Climate domain measures student engagement and school climate.

87%	□ □ □ ■ MODEL	8th of 54 (-13)	4th of 4 (-13)
-----	--	--------------------	-------------------

College & Career

The College & Career domain measures college and career readiness and post-secondary outcomes.

95%	□ □ □ ■ MODEL	5th of 53 (-5)	4th of 4 (-5)
-----	--	-------------------	------------------

Coming in 2014-2015

Equity

The Equity domain will measure growth on standardized assessments for the lowest performers in a school.

Educator Effectiveness

The Educator Effectiveness domain will measure the effectiveness of school staff.

Stakeholder Feedback

The Stakeholder Feedback domain will measure the engagement and satisfaction of parents, students, and teachers using feedback from the District-wide Surveys.

Benjamin Franklin High School

Address	550 N. Broad St. Philadelphia, PA 19130	Grade Range	9-12
Phone / Fax	215.299.4662 / 215.299.7285	Comprehensive CTE	No
Website	www.philasd.org/schools/benfranklin	Admissions Category	Neighborhood
		Turnaround Model	N/A

Welcome

The School Progress Report (SPR) provides parents, families, and community members with valuable information on the progress schools are making towards District-wide goals. Each school receives a score and a corresponding performance tier at the overall and domain levels. Each school also receives two rankings: one within all schools of the same grade configuration (City Rank) and one within a peer group of schools with similar student demographics (Peer Rank). A school is designated a City Leader if it ranks first among all schools with the same grade configuration. A school is designated a Peer Leader if it ranks first in its peer group.

Scoring Summary

TIER: ■ ■ ■ ■ INTERVENE (0-24%) ■ ■ ■ WATCH (25-49%) ■ ■ ■ REINFORCE (50-74%) ■ ■ ■ MODEL (75-100%)

OVERALL

A school's overall score represents its combined performance on the Achievement, Progress, Climate, and College & Career (for high schools only) domains.

Score	Performance Tier	City Rank (Gap to Leader)	Peer Rank (Gap to Leader)
Less than 10%	■ ■ ■ ■ INTERVENE	51st of 53 (N/A)	17th of 19 (N/A)

Achievement

The Achievement domain measures performance on standardized assessments, including the DRA, PSSA, Keystone Exams, and ACCESS for ELLs.

Less than 10%	■ ■ ■ ■ INTERVENE	50th of 53 (N/A)	16th of 19 (N/A)
---------------	--	---------------------	---------------------

Progress

The Progress domain measures growth on standardized assessments and progress towards graduation (for high schools only).

Less than 10%	■ ■ ■ ■ INTERVENE	52nd of 53 (N/A)	18th of 19 (N/A)
---------------	--	---------------------	---------------------

Climate

The Climate domain measures student engagement and school climate.

18%	■ ■ ■ ■ INTERVENE	46th of 54 (-82)	12th of 19 (-49)
-----	--	---------------------	---------------------

College & Career

The College & Career domain measures college and career readiness and post-secondary outcomes.

Less than 10%	■ ■ ■ ■ INTERVENE	47th of 53 (N/A)	12th of 18 (N/A)
---------------	--	---------------------	---------------------

Coming in 2014-2015

Equity

The Equity domain will measure growth on standardized assessments for the lowest performers in a school.

Educator Effectiveness

The Educator Effectiveness domain will measure the effectiveness of school staff.

Stakeholder Feedback

The Stakeholder Feedback domain will measure the engagement and satisfaction of parents, students, and teachers using feedback from the District-wide Surveys.

Central High School

Address	1700 W. Olney Ave. Philadelphia, PA 19141	Grade Range	9-12
Phone / Fax	215.276.5262 / 215.276.4721	Comprehensive CTE	No
Website	www.centralhigh.net	Admissions Category	Special Admission
		Turnaround Model	N/A

Welcome

The School Progress Report (SPR) provides parents, families, and community members with valuable information on the progress schools are making towards District-wide goals. Each school receives a score and a corresponding performance tier at the overall and domain levels. Each school also receives two rankings: one within all schools of the same grade configuration (City Rank) and one within a peer group of schools with similar student demographics (Peer Rank). A school is designated a City Leader if it ranks first among all schools with the same grade configuration. A school is designated a Peer Leader if it ranks first in its peer group.

Scoring Summary

TIER: ■ ■ ■ ■ INTERVENE (0-24%) ■ ■ ■ WATCH (25-49%) ■ ■ ■ REINFORCE (50-74%) ■ ■ ■ MODEL (75-100%)

OVERALL

A school's overall score represents its combined performance on the Achievement, Progress, Climate, and College & Career (for high schools only) domains.

Score	Performance Tier	City Rank (Gap to Leader)	Peer Rank (Gap to Leader)
96%	■ ■ ■ ■ MODEL	City Leader	Peer Leader

Achievement

The Achievement domain measures performance on standardized assessments, including the DRA, PSSA, Keystone Exams, and ACCESS for ELLs.

92%	■ ■ ■ ■ MODEL	2nd of 53 (-6)	2nd of 4 (-6)
-----	--	-------------------	------------------

Progress

The Progress domain measures growth on standardized assessments and progress towards graduation (for high schools only).

97%	■ ■ ■ ■ MODEL	City Leader	Peer Leader
-----	--	-------------	-------------

Climate

The Climate domain measures student engagement and school climate.

100%	■ ■ ■ ■ MODEL	City Leader	Peer Leader
------	--	-------------	-------------

College & Career

The College & Career domain measures college and career readiness and post-secondary outcomes.

98%	■ ■ ■ ■ MODEL	2nd of 53 (-2)	2nd of 4 (-2)
-----	--	-------------------	------------------

Coming in 2014-2015

Equity

The Equity domain will measure growth on standardized assessments for the lowest performers in a school.

Educator Effectiveness

The Educator Effectiveness domain will measure the effectiveness of school staff.

Stakeholder Feedback

The Stakeholder Feedback domain will measure the engagement and satisfaction of parents, students, and teachers using feedback from the District-wide Surveys.

Charles Carroll High School (CLOSED)

Address	Closed	Grade Range	9-12
Phone / Fax	Closed	Comprehensive CTE	No
Website	Closed	Admissions Category	Neighborhood
		Turnaround Model	N/A

Welcome

The School Progress Report (SPR) provides parents, families, and community members with valuable information on the progress schools are making towards District-wide goals. Each school receives a score and a corresponding performance tier at the overall and domain levels. Each school also receives two rankings: one within all schools of the same grade configuration (City Rank) and one within a peer group of schools with similar student demographics (Peer Rank). A school is designated a City Leader if it ranks first among all schools with the same grade configuration. A school is designated a Peer Leader if it ranks first in its peer group.

Scoring Summary

TIER: ■ ■ ■ ■ INTERVENE (0-24%) ■ ■ ■ WATCH (25-49%) ■ ■ ■ REINFORCE (50-74%) ■ ■ ■ MODEL (75-100%)

OVERALL

A school's overall score represents its combined performance on the Achievement, Progress, Climate, and College & Career (for high schools only) domains.

Score	Performance Tier	City Rank (Gap to Leader)	Peer Rank (Gap to Leader)
Less than 10%	■ ■ ■ ■ INTERVENE	46th of 53 (N/A)	5th of 5 (N/A)

Achievement

The Achievement domain measures performance on standardized assessments, including the DRA, PSSA, Keystone Exams, and ACCESS for ELLs.

Less than 10%	■ ■ ■ ■ INTERVENE	33rd of 53 (N/A)	3rd of 5 (N/A)
---------------	--	---------------------	-------------------

Progress

The Progress domain measures growth on standardized assessments and progress towards graduation (for high schools only).

Less than 10%	■ ■ ■ ■ INTERVENE	49th of 53 (N/A)	5th of 5 (N/A)
---------------	--	---------------------	-------------------

Climate

The Climate domain measures student engagement and school climate.

15%	■ ■ ■ ■ INTERVENE	47th of 54 (-85)	5th of 5 (-20)
-----	--	---------------------	-------------------

College & Career

The College & Career domain measures college and career readiness and post-secondary outcomes.

18%	■ ■ ■ ■ INTERVENE	42nd of 53 (-82)	4th of 5 (-24)
-----	--	---------------------	-------------------

Coming in 2014-2015

Equity

The Equity domain will measure growth on standardized assessments for the lowest performers in a school.

Educator Effectiveness

The Educator Effectiveness domain will measure the effectiveness of school staff.

Stakeholder Feedback

The Stakeholder Feedback domain will measure the engagement and satisfaction of parents, students, and teachers using feedback from the District-wide Surveys.

Communications Technology High School (CLOSED)

Address	Closed	Grade Range	9-12
Phone / Fax	Closed	Comprehensive CTE	Yes
Website	Closed	Admissions Category	Citywide
		Turnaround Model	N/A

Welcome

The School Progress Report (SPR) provides parents, families, and community members with valuable information on the progress schools are making towards District-wide goals. Each school receives a score and a corresponding performance tier at the overall and domain levels. Each school also receives two rankings: one within all schools of the same grade configuration (City Rank) and one within a peer group of schools with similar student demographics (Peer Rank). A school is designated a City Leader if it ranks first among all schools with the same grade configuration. A school is designated a Peer Leader if it ranks first in its peer group.

Scoring Summary

TIER: ■ ■ ■ ■ INTERVENE (0-24%) ■ ■ ■ WATCH (25-49%) ■ ■ ■ REINFORCE (50-74%) ■ ■ ■ MODEL (75-100%)

OVERALL

A school's overall score represents its combined performance on the Achievement, Progress, Climate, and College & Career (for high schools only) domains.

Score	Performance Tier	City Rank (Gap to Leader)	Peer Rank (Gap to Leader)
34%	■ ■ ■ ■ WATCH	23rd of 53 (-62)	8th of 12 (-27)

Achievement

The Achievement domain measures performance on standardized assessments, including the DRA, PSSA, Keystone Exams, and ACCESS for ELLs.

11%	■ ■ ■ ■ INTERVENE	27th of 53 (-87)	8th of 12 (-25)
-----	--	---------------------	--------------------

Progress

The Progress domain measures growth on standardized assessments and progress towards graduation (for high schools only).

49%	■ ■ ■ ■ WATCH	14th of 53 (-48)	5th of 12 (-24)
-----	--	---------------------	--------------------

Climate

The Climate domain measures student engagement and school climate.

32%	■ ■ ■ ■ WATCH	32nd of 54 (-68)	9th of 12 (-53)
-----	--	---------------------	--------------------

College & Career

The College & Career domain measures college and career readiness and post-secondary outcomes.

60%	■ ■ ■ ■ REINFORCE	22nd of 53 (-40)	8th of 12 (-29)
-----	--	---------------------	--------------------

Coming in 2014-2015

Equity

The Equity domain will measure growth on standardized assessments for the lowest performers in a school.

Educator Effectiveness

The Educator Effectiveness domain will measure the effectiveness of school staff.

Stakeholder Feedback

The Stakeholder Feedback domain will measure the engagement and satisfaction of parents, students, and teachers using feedback from the District-wide Surveys.

Constitution High School

Address 18 S. 7th St.
Philadelphia, PA 19106

Phone / Fax 215.351.7310 / 215.351.7694

Website www.philasd.org/schools/constitution

Grade Range 9-12

Comprehensive CTE No

Admissions Category Citywide

Turnaround Model N/A

Welcome

The School Progress Report (SPR) provides parents, families, and community members with valuable information on the progress schools are making towards District-wide goals. Each school receives a score and a corresponding performance tier at the overall and domain levels. Each school also receives two rankings: one within all schools of the same grade configuration (City Rank) and one within a peer group of schools with similar student demographics (Peer Rank). A school is designated a City Leader if it ranks first among all schools with the same grade configuration. A school is designated a Peer Leader if it ranks first in its peer group.

Scoring Summary

TIER: ■ ■ ■ ■ INTERVENE (0-24%) ■ ■ ■ WATCH (25-49%) ■ ■ ■ REINFORCE (50-74%) ■ ■ ■ MODEL (75-100%)

OVERALL

A school's overall score represents its combined performance on the Achievement, Progress, Climate, and College & Career (for high schools only) domains.

Score	Performance Tier	City Rank (Gap to Leader)	Peer Rank (Gap to Leader)
41%	■ ■ ■ ■ WATCH	20th of 53 (-55)	5th of 5 (-46)

Achievement

The Achievement domain measures performance on standardized assessments, including the DRA, PSSA, Keystone Exams, and ACCESS for ELLs.

23%	■ ■ ■ ■ INTERVENE	17th of 53 (-75)	5th of 5 (-47)
-----	--	---------------------	-------------------

Progress

The Progress domain measures growth on standardized assessments and progress towards graduation (for high schools only).

25%	■ ■ ■ ■ WATCH	27th of 53 (-72)	5th of 5 (-65)
-----	--	---------------------	-------------------

Climate

The Climate domain measures student engagement and school climate.

68%	■ ■ ■ ■ REINFORCE	17th of 54 (-32)	5th of 5 (-29)
-----	--	---------------------	-------------------

College & Career

The College & Career domain measures college and career readiness and post-secondary outcomes.

88%	■ ■ ■ ■ MODEL	11th of 53 (-12)	3rd of 5 (-10)
-----	--	---------------------	-------------------

Coming in 2014-2015

Equity

The Equity domain will measure growth on standardized assessments for the lowest performers in a school.

Educator Effectiveness

The Educator Effectiveness domain will measure the effectiveness of school staff.

Stakeholder Feedback

The Stakeholder Feedback domain will measure the engagement and satisfaction of parents, students, and teachers using feedback from the District-wide Surveys.

Edward Bok High School (CLOSED)

Address Closed

Grade Range 9-12

Phone / Fax Closed

Comprehensive CTE Yes

Website Closed

Admissions Category Citywide

Turnaround Model N/A

Welcome

The School Progress Report (SPR) provides parents, families, and community members with valuable information on the progress schools are making towards District-wide goals. Each school receives a score and a corresponding performance tier at the overall and domain levels. Each school also receives two rankings: one within all schools of the same grade configuration (City Rank) and one within a peer group of schools with similar student demographics (Peer Rank). A school is designated a City Leader if it ranks first among all schools with the same grade configuration. A school is designated a Peer Leader if it ranks first in its peer group.

Scoring Summary

TIER: ■ ■ ■ ■ INTERVENE (0-24%) ■ ■ ■ WATCH (25-49%) ■ ■ ■ REINFORCE (50-74%) ■ ■ ■ MODEL (75-100%)

OVERALL

A school's overall score represents its combined performance on the Achievement, Progress, Climate, and College & Career (for high schools only) domains.

Score	Performance Tier	City Rank (Gap to Leader)	Peer Rank (Gap to Leader)
21%	■ ■ ■ ■ INTERVENE	31st of 53 (-75)	2nd of 5 (-2)

Achievement

The Achievement domain measures performance on standardized assessments, including the DRA, PSSA, Keystone Exams, and ACCESS for ELLs.

11%	■ ■ ■ ■ INTERVENE	27th of 53 (-87)	2nd of 5 (-1)
-----	--	---------------------	------------------

Progress

The Progress domain measures growth on standardized assessments and progress towards graduation (for high schools only).

21%	■ ■ ■ ■ INTERVENE	33rd of 53 (-76)	2nd of 5 (-3)
-----	--	---------------------	------------------

Climate

The Climate domain measures student engagement and school climate.

34%	■ ■ ■ ■ WATCH	30th of 54 (-66)	2nd of 5 (-1)
-----	--	---------------------	------------------

College & Career

The College & Career domain measures college and career readiness and post-secondary outcomes.

37%	■ ■ ■ ■ WATCH	35th of 53 (-63)	2nd of 5 (-5)
-----	--	---------------------	------------------

Coming in 2014-2015

Equity

The Equity domain will measure growth on standardized assessments for the lowest performers in a school.

Educator Effectiveness

The Educator Effectiveness domain will measure the effectiveness of school staff.

Stakeholder Feedback

The Stakeholder Feedback domain will measure the engagement and satisfaction of parents, students, and teachers using feedback from the District-wide Surveys.

Frankford High School

Address	5000 Oxford Ave. Philadelphia, PA 19124	Grade Range	9-12
Phone / Fax	215.537.2519 / 215.537.2598	Comprehensive CTE	No
Website	www.philasd.org/schools/frankford	Admissions Category	Neighborhood
		Turnaround Model	N/A

Welcome

The School Progress Report (SPR) provides parents, families, and community members with valuable information on the progress schools are making towards District-wide goals. Each school receives a score and a corresponding performance tier at the overall and domain levels. Each school also receives two rankings: one within all schools of the same grade configuration (City Rank) and one within a peer group of schools with similar student demographics (Peer Rank). A school is designated a City Leader if it ranks first among all schools with the same grade configuration. A school is designated a Peer Leader if it ranks first in its peer group.

Scoring Summary

TIER: ■ ■ ■ ■ INTERVENE (0-24%) ■ ■ ■ WATCH (25-49%) ■ ■ ■ REINFORCE (50-74%) ■ ■ ■ MODEL (75-100%)

OVERALL

A school's overall score represents its combined performance on the Achievement, Progress, Climate, and College & Career (for high schools only) domains.

Score	Performance Tier	City Rank (Gap to Leader)	Peer Rank (Gap to Leader)
10%	■ ■ ■ ■ INTERVENE	44th of 53 (-86)	11th of 19 (-22)

Achievement

The Achievement domain measures performance on standardized assessments, including the DRA, PSSA, Keystone Exams, and ACCESS for ELLs.

6%	■ ■ ■ ■ INTERVENE	33rd of 53 (-92)	4th of 19 (-6)
----	--	---------------------	-------------------

Progress

The Progress domain measures growth on standardized assessments and progress towards graduation (for high schools only).

9%	■ ■ ■ ■ INTERVENE	46th of 53 (-88)	14th of 19 (-18)
----	--	---------------------	---------------------

Climate

The Climate domain measures student engagement and school climate.

22%	■ ■ ■ ■ INTERVENE	42nd of 54 (-78)	8th of 19 (-45)
-----	--	---------------------	--------------------

College & Career

The College & Career domain measures college and career readiness and post-secondary outcomes.

7%	■ ■ ■ ■ INTERVENE	45th of 53 (-93)	11th of 18 (-52)
----	--	---------------------	---------------------

Coming in 2014-2015

Equity

The Equity domain will measure growth on standardized assessments for the lowest performers in a school.

Educator Effectiveness

The Educator Effectiveness domain will measure the effectiveness of school staff.

Stakeholder Feedback

The Stakeholder Feedback domain will measure the engagement and satisfaction of parents, students, and teachers using feedback from the District-wide Surveys.

Franklin Learning Center

Address	616 N. 15th St. Philadelphia, PA 19130	Grade Range	9-12
Phone / Fax	215.684.5916 / 215.684.8969	Comprehensive CTE	No
Website	www.flc.phila.k12.pa.us	Admissions Category	Special Admission
		Turnaround Model	N/A

Welcome

The School Progress Report (SPR) provides parents, families, and community members with valuable information on the progress schools are making towards District-wide goals. Each school receives a score and a corresponding performance tier at the overall and domain levels. Each school also receives two rankings: one within all schools of the same grade configuration (City Rank) and one within a peer group of schools with similar student demographics (Peer Rank). A school is designated a City Leader if it ranks first among all schools with the same grade configuration. A school is designated a Peer Leader if it ranks first in its peer group.

Scoring Summary

TIER: ■ ■ ■ ■ INTERVENE (0-24%) ■ ■ ■ WATCH (25-49%) ■ ■ ■ REINFORCE (50-74%) ■ ■ ■ MODEL (75-100%)

OVERALL

A school's overall score represents its combined performance on the Achievement, Progress, Climate, and College & Career (for high schools only) domains.

Achievement

The Achievement domain measures performance on standardized assessments, including the DRA, PSSA, Keystone Exams, and ACCESS for ELLs.

Progress

The Progress domain measures growth on standardized assessments and progress towards graduation (for high schools only).

Climate

The Climate domain measures student engagement and school climate.

College & Career

The College & Career domain measures college and career readiness and post-secondary outcomes.

Coming in 2014-2015

Equity

The Equity domain will measure growth on standardized assessments for the lowest performers in a school.

Educator Effectiveness

The Educator Effectiveness domain will measure the effectiveness of school staff.

Stakeholder Feedback

The Stakeholder Feedback domain will measure the engagement and satisfaction of parents, students, and teachers using feedback from the District-wide Surveys.

Score	Performance Tier	City Rank (Gap to Leader)	Peer Rank (Gap to Leader)
	Insufficient Data		
	Insufficient Data		
	Insufficient Data		
78%	■ ■ ■ ■ MODEL	12th of 54 (-22)	4th of 9 (-22)
80%	■ ■ ■ ■ MODEL	14th of 53 (-20)	4th of 9 (-14)

Furness High School

Address	1900 S. 3rd St. Philadelphia, PA 19148	Grade Range	9-12
Phone / Fax	215.952.6226 / 215.952.8635	Comprehensive CTE	No
Website	www.philasd.org/schools/furness	Admissions Category	Neighborhood
		Turnaround Model	N/A

Welcome

The School Progress Report (SPR) provides parents, families, and community members with valuable information on the progress schools are making towards District-wide goals. Each school receives a score and a corresponding performance tier at the overall and domain levels. Each school also receives two rankings: one within all schools of the same grade configuration (City Rank) and one within a peer group of schools with similar student demographics (Peer Rank). A school is designated a City Leader if it ranks first among all schools with the same grade configuration. A school is designated a Peer Leader if it ranks first in its peer group.

Scoring Summary

TIER: ■ ■ ■ ■ INTERVENE (0-24%) ■ ■ ■ ■ WATCH (25-49%) ■ ■ ■ ■ REINFORCE (50-74%) ■ ■ ■ ■ MODEL (75-100%)

OVERALL

A school's overall score represents its combined performance on the Achievement, Progress, Climate, and College & Career (for high schools only) domains.

Score	Performance Tier	City Rank (Gap to Leader)	Peer Rank (Gap to Leader)
29%	■ ■ ■ ■ WATCH	27th of 53 (-67)	7th of 8 (-51)

Achievement

The Achievement domain measures performance on standardized assessments, including the DRA, PSSA, Keystone Exams, and ACCESS for ELLs.

14%	■ ■ ■ ■ INTERVENE	23rd of 53 (-84)	7th of 8 (-37)
-----	--	---------------------	-------------------

Progress

The Progress domain measures growth on standardized assessments and progress towards graduation (for high schools only).

25%	■ ■ ■ ■ WATCH	27th of 53 (-72)	7th of 8 (-61)
-----	--	---------------------	-------------------

Climate

The Climate domain measures student engagement and school climate.

51%	■ ■ ■ ■ REINFORCE	25th of 54 (-49)	6th of 9 (-49)
-----	--	---------------------	-------------------

College & Career

The College & Career domain measures college and career readiness and post-secondary outcomes.

44%	■ ■ ■ ■ WATCH	31st of 53 (-56)	8th of 9 (-50)
-----	--	---------------------	-------------------

Coming in 2014-2015

Equity

The Equity domain will measure growth on standardized assessments for the lowest performers in a school.

Educator Effectiveness

The Educator Effectiveness domain will measure the effectiveness of school staff.

Stakeholder Feedback

The Stakeholder Feedback domain will measure the engagement and satisfaction of parents, students, and teachers using feedback from the District-wide Surveys.

George Washington High School

Address 10175 Bustleton Ave.

Philadelphia, PA 19116

Phone / Fax 215.961.2001 / 215.961.2545

Website www.philasd.org/schools/gwhs

Grade Range 9-12

Comprehensive CTE No

Admissions Category Neighborhood

Turnaround Model N/A

Welcome

The School Progress Report (SPR) provides parents, families, and community members with valuable information on the progress schools are making towards District-wide goals. Each school receives a score and a corresponding performance tier at the overall and domain levels. Each school also receives two rankings: one within all schools of the same grade configuration (City Rank) and one within a peer group of schools with similar student demographics (Peer Rank). A school is designated a City Leader if it ranks first among all schools with the same grade configuration. A school is designated a Peer Leader if it ranks first in its peer group.

Scoring Summary

TIER: ■ □ □ □ INTERVENE (0-24%) ■ □ □ □ WATCH (25-49%) ■ □ □ □ REINFORCE (50-74%) ■ □ □ □ MODEL (75-100%)

OVERALL

A school's overall score represents its combined performance on the Achievement, Progress, Climate, and College & Career (for high schools only) domains.

Score	Performance Tier	City Rank (Gap to Leader)	Peer Rank (Gap to Leader)
35%	■ □ □ □ WATCH	22nd of 53 (-61)	6th of 8 (-45)

Achievement

The Achievement domain measures performance on standardized assessments, including the DRA, PSSA, Keystone Exams, and ACCESS for ELLs.

29%	■ □ □ □ WATCH	13th of 53 (-69)	4th of 8 (-22)
-----	--	---------------------	-------------------

Progress

The Progress domain measures growth on standardized assessments and progress towards graduation (for high schools only).

29%	■ □ □ □ WATCH	22nd of 53 (-68)	6th of 8 (-57)
-----	--	---------------------	-------------------

Climate

The Climate domain measures student engagement and school climate.

43%	■ □ □ □ WATCH	27th of 54 (-57)	8th of 9 (-57)
-----	--	---------------------	-------------------

College & Career

The College & Career domain measures college and career readiness and post-secondary outcomes.

58%	■ □ □ □ REINFORCE	25th of 53 (-42)	6th of 9 (-36)
-----	--	---------------------	-------------------

Coming in 2014-2015

Equity

The Equity domain will measure growth on standardized assessments for the lowest performers in a school.

Educator Effectiveness

The Educator Effectiveness domain will measure the effectiveness of school staff.

Stakeholder Feedback

The Stakeholder Feedback domain will measure the engagement and satisfaction of parents, students, and teachers using feedback from the District-wide Surveys.

Germantown High School (CLOSED)

Address	Closed	Grade Range	9-12
Phone / Fax	Closed	Comprehensive CTE	No
Website	Closed	Admissions Category	Neighborhood
		Turnaround Model	Promise Academy

Welcome

The School Progress Report (SPR) provides parents, families, and community members with valuable information on the progress schools are making towards District-wide goals. Each school receives a score and a corresponding performance tier at the overall and domain levels. Each school also receives two rankings: one within all schools of the same grade configuration (City Rank) and one within a peer group of schools with similar student demographics (Peer Rank). A school is designated a City Leader if it ranks first among all schools with the same grade configuration. A school is designated a Peer Leader if it ranks first in its peer group.

Scoring Summary

TIER: ■ ■ ■ ■ INTERVENE (0-24%) ■ ■ ■ WATCH (25-49%) ■ ■ ■ REINFORCE (50-74%) ■ ■ ■ MODEL (75-100%)

OVERALL

A school's overall score represents its combined performance on the Achievement, Progress, Climate, and College & Career (for high schools only) domains.

Score	Performance Tier	City Rank (Gap to Leader)	Peer Rank (Gap to Leader)
Less than 10%	■ ■ ■ ■ INTERVENE	46th of 53 (N/A)	13th of 19 (N/A)

Achievement

The Achievement domain measures performance on standardized assessments, including the DRA, PSSA, Keystone Exams, and ACCESS for ELLs.

Less than 10%	■ ■ ■ ■ INTERVENE	50th of 53 (N/A)	16th of 19 (N/A)
---------------	--	---------------------	---------------------

Progress

The Progress domain measures growth on standardized assessments and progress towards graduation (for high schools only).

11%	■ ■ ■ ■ INTERVENE	41st of 53 (-86)	10th of 19 (-16)
-----	--	---------------------	---------------------

Climate

The Climate domain measures student engagement and school climate.

11%	■ ■ ■ ■ INTERVENE	49th of 54 (-89)	14th of 19 (-56)
-----	--	---------------------	---------------------

College & Career

The College & Career domain measures college and career readiness and post-secondary outcomes.

18%	■ ■ ■ ■ INTERVENE	42nd of 53 (-82)	9th of 18 (-41)
-----	--	---------------------	--------------------

Coming in 2014-2015

Equity

The Equity domain will measure growth on standardized assessments for the lowest performers in a school.

Educator Effectiveness

The Educator Effectiveness domain will measure the effectiveness of school staff.

Stakeholder Feedback

The Stakeholder Feedback domain will measure the engagement and satisfaction of parents, students, and teachers using feedback from the District-wide Surveys.

Girard Academic Music Program

Address	2136 W. Ritner St. Philadelphia, PA 19145	Grade Range	9-12
Phone / Fax	215.952.8589 / 215.952.6544	Comprehensive CTE	No
Website	www.philasd.org/schools/gamp	Admissions Category	Special Admission
		Turnaround Model	N/A

Welcome

The School Progress Report (SPR) provides parents, families, and community members with valuable information on the progress schools are making towards District-wide goals. Each school receives a score and a corresponding performance tier at the overall and domain levels. Each school also receives two rankings: one within all schools of the same grade configuration (City Rank) and one within a peer group of schools with similar student demographics (Peer Rank). A school is designated a City Leader if it ranks first among all schools with the same grade configuration. A school is designated a Peer Leader if it ranks first in its peer group.

Scoring Summary

TIER: ■ ■ ■ ■ INTERVENE (0-24%) ■ ■ ■ WATCH (25-49%) ■ ■ ■ REINFORCE (50-74%) ■ ■ ■ MODEL (75-100%)

OVERALL

A school's overall score represents its combined performance on the Achievement, Progress, Climate, and College & Career (for high schools only) domains.

Score	Performance Tier	City Rank (Gap to Leader)	Peer Rank (Gap to Leader)
77%	■ ■ ■ ■ MODEL	5th of 53 (-19)	3rd of 4 (-19)

Achievement

The Achievement domain measures performance on standardized assessments, including the DRA, PSSA, Keystone Exams, and ACCESS for ELLs.

74%	■ ■ ■ ■ REINFORCE	3rd of 53 (-24)	3rd of 4 (-24)
-----	--	--------------------	-------------------

Progress

The Progress domain measures growth on standardized assessments and progress towards graduation (for high schools only).

59%	■ ■ ■ ■ REINFORCE	10th of 53 (-38)	3rd of 4 (-38)
-----	--	---------------------	-------------------

Climate

The Climate domain measures student engagement and school climate.

100%	■ ■ ■ ■ MODEL	City Leader	Peer Leader
------	--	-------------	-------------

College & Career

The College & Career domain measures college and career readiness and post-secondary outcomes.

97%	■ ■ ■ ■ MODEL	4th of 53 (-3)	3rd of 4 (-3)
-----	--	-------------------	------------------

Coming in 2014-2015

Equity

The Equity domain will measure growth on standardized assessments for the lowest performers in a school.

Educator Effectiveness

The Educator Effectiveness domain will measure the effectiveness of school staff.

Stakeholder Feedback

The Stakeholder Feedback domain will measure the engagement and satisfaction of parents, students, and teachers using feedback from the District-wide Surveys.

High School For Creative and Performing Arts

Address	901 S. Broad St. Philadelphia, PA 19147	Grade Range	9-12
Phone / Fax	215.952.2462 / 215.952.6472	Comprehensive CTE	No
Website	www.philasd.org/schools/capa	Admissions Category	Special Admission
		Turnaround Model	N/A

Welcome

The School Progress Report (SPR) provides parents, families, and community members with valuable information on the progress schools are making towards District-wide goals. Each school receives a score and a corresponding performance tier at the overall and domain levels. Each school also receives two rankings: one within all schools of the same grade configuration (City Rank) and one within a peer group of schools with similar student demographics (Peer Rank). A school is designated a City Leader if it ranks first among all schools with the same grade configuration. A school is designated a Peer Leader if it ranks first in its peer group.

Scoring Summary

TIER: ■ □ □ □ INTERVENE (0-24%) □ ■ □ □ WATCH (25-49%) □ □ ■ □ REINFORCE (50-74%) □ □ □ ■ MODEL (75-100%)

OVERALL

A school's overall score represents its combined performance on the Achievement, Progress, Climate, and College & Career (for high schools only) domains.

Score	Performance Tier	City Rank (Gap to Leader)	Peer Rank (Gap to Leader)
59%	□ □ ■ □ REINFORCE	12th of 53 (-37)	3rd of 8 (-21)

Achievement

The Achievement domain measures performance on standardized assessments, including the DRA, PSSA, Keystone Exams, and ACCESS for ELLs.

46%	□ ■ □ □ WATCH	8th of 53 (-52)	3rd of 8 (-5)
-----	--	--------------------	------------------

Progress

The Progress domain measures growth on standardized assessments and progress towards graduation (for high schools only).

39%	□ ■ □ □ WATCH	17th of 53 (-58)	3rd of 8 (-47)
-----	--	---------------------	-------------------

Climate

The Climate domain measures student engagement and school climate.

95%	□ □ □ ■ MODEL	7th of 54 (-5)	3rd of 9 (-5)
-----	--	-------------------	------------------

College & Career

The College & Career domain measures college and career readiness and post-secondary outcomes.

89%	□ □ □ ■ MODEL	8th of 53 (-11)	3rd of 9 (-5)
-----	--	--------------------	------------------

Coming in 2014-2015

Equity

The Equity domain will measure growth on standardized assessments for the lowest performers in a school.

Educator Effectiveness

The Educator Effectiveness domain will measure the effectiveness of school staff.

Stakeholder Feedback

The Stakeholder Feedback domain will measure the engagement and satisfaction of parents, students, and teachers using feedback from the District-wide Surveys.

High School of Engineering and Science

Address	1600 W. Norris St. Philadelphia, PA 19121	Grade Range	9-12
Phone / Fax	215.684.5079 / 215.684.5151	Comprehensive CTE	No
Website	www.carver.phila.k12.pa.us	Admissions Category	Special Admission
		Turnaround Model	N/A

Welcome

The School Progress Report (SPR) provides parents, families, and community members with valuable information on the progress schools are making towards District-wide goals. Each school receives a score and a corresponding performance tier at the overall and domain levels. Each school also receives two rankings: one within all schools of the same grade configuration (City Rank) and one within a peer group of schools with similar student demographics (Peer Rank). A school is designated a City Leader if it ranks first among all schools with the same grade configuration. A school is designated a Peer Leader if it ranks first in its peer group.

Scoring Summary

TIER: ■ ■ ■ ■ INTERVENE (0-24%) ■ ■ ■ WATCH (25-49%) ■ ■ ■ REINFORCE (50-74%) ■ ■ ■ MODEL (75-100%)

OVERALL

A school's overall score represents its combined performance on the Achievement, Progress, Climate, and College & Career (for high schools only) domains.

Score	Performance Tier	City Rank (Gap to Leader)	Peer Rank (Gap to Leader)
87%	<div><div></div><div></div><div></div><div style="background-color: blue;"></div></div> MODEL	3rd of 53 (-9)	Peer Leader

Achievement

The Achievement domain measures performance on standardized assessments, including the DRA, PSSA, Keystone Exams, and ACCESS for ELLs.

70%	<div><div></div><div></div><div style="background-color: green;"></div><div></div></div> REINFORCE	4th of 53 (-28)	Peer Leader
-----	---	--------------------	-------------

Progress

The Progress domain measures growth on standardized assessments and progress towards graduation (for high schools only).

90%	<div><div></div><div></div><div></div><div style="background-color: blue;"></div></div> MODEL	2nd of 53 (-7)	Peer Leader
-----	--	-------------------	-------------

Climate

The Climate domain measures student engagement and school climate.

97%	<div><div></div><div></div><div></div><div style="background-color: blue;"></div></div> MODEL	6th of 54 (-3)	Peer Leader
-----	--	-------------------	-------------

College & Career

The College & Career domain measures college and career readiness and post-secondary outcomes.

98%	<div><div></div><div></div><div></div><div style="background-color: blue;"></div></div> MODEL	2nd of 53 (-2)	Peer Leader
-----	--	-------------------	-------------

Coming in 2014-2015

Equity

The Equity domain will measure growth on standardized assessments for the lowest performers in a school.

Educator Effectiveness

The Educator Effectiveness domain will measure the effectiveness of school staff.

Stakeholder Feedback

The Stakeholder Feedback domain will measure the engagement and satisfaction of parents, students, and teachers using feedback from the District-wide Surveys.

High School of the Future

Address 4021 Parkside Ave.
Philadelphia, PA 19104

Phone / Fax 215.823.5500 / 215.823.5504

Website www.philasd.org/schools/hsof

Grade Range 9-12

Comprehensive CTE No

Admissions Category Citywide

Turnaround Model N/A

Welcome

The School Progress Report (SPR) provides parents, families, and community members with valuable information on the progress schools are making towards District-wide goals. Each school receives a score and a corresponding performance tier at the overall and domain levels. Each school also receives two rankings: one within all schools of the same grade configuration (City Rank) and one within a peer group of schools with similar student demographics (Peer Rank). A school is designated a City Leader if it ranks first among all schools with the same grade configuration. A school is designated a Peer Leader if it ranks first in its peer group.

Scoring Summary

TIER: ■ ■ ■ ■ INTERVENE (0-24%) ■ ■ ■ WATCH (25-49%) ■ ■ ■ REINFORCE (50-74%) ■ ■ ■ MODEL (75-100%)

OVERALL

A school's overall score represents its combined performance on the Achievement, Progress, Climate, and College & Career (for high schools only) domains.

Score	Performance Tier	City Rank (Gap to Leader)	Peer Rank (Gap to Leader)
32%	■ ■ ■ ■ WATCH	25th of 53 (-64)	Peer Leader

Achievement

The Achievement domain measures performance on standardized assessments, including the DRA, PSSA, Keystone Exams, and ACCESS for ELLs.

12%	■ ■ ■ ■ INTERVENE	25th of 53 (-86)	Peer Leader
-----	--	---------------------	-------------

Progress

The Progress domain measures growth on standardized assessments and progress towards graduation (for high schools only).

20%	■ ■ ■ ■ INTERVENE	34th of 53 (-77)	4th of 19 (-7)
-----	--	---------------------	-------------------

Climate

The Climate domain measures student engagement and school climate.

67%	■ ■ ■ ■ REINFORCE	19th of 54 (-33)	Peer Leader
-----	--	---------------------	-------------

College & Career

The College & Career domain measures college and career readiness and post-secondary outcomes.

59%	■ ■ ■ ■ REINFORCE	23rd of 53 (-41)	Peer Leader
-----	--	---------------------	-------------

Coming in 2014-2015

Equity

The Equity domain will measure growth on standardized assessments for the lowest performers in a school.

Educator Effectiveness

The Educator Effectiveness domain will measure the effectiveness of school staff.

Stakeholder Feedback

The Stakeholder Feedback domain will measure the engagement and satisfaction of parents, students, and teachers using feedback from the District-wide Surveys.

John Bartram High School

Address	2401 S. 67th St. Philadelphia, PA 19142	Grade Range	9-12
Phone / Fax	215.492.6450 / 215.492.6117	Comprehensive CTE	No
Website	N/A	Admissions Category	Neighborhood
		Turnaround Model	N/A

Welcome

The School Progress Report (SPR) provides parents, families, and community members with valuable information on the progress schools are making towards District-wide goals. Each school receives a score and a corresponding performance tier at the overall and domain levels. Each school also receives two rankings: one within all schools of the same grade configuration (City Rank) and one within a peer group of schools with similar student demographics (Peer Rank). A school is designated a City Leader if it ranks first among all schools with the same grade configuration. A school is designated a Peer Leader if it ranks first in its peer group.

Scoring Summary

TIER: ■ ■ ■ ■ INTERVENE (0-24%) ■ ■ ■ WATCH (25-49%) ■ ■ ■ REINFORCE (50-74%) ■ ■ ■ MODEL (75-100%)

OVERALL

A school's overall score represents its combined performance on the Achievement, Progress, Climate, and College & Career (for high schools only) domains.

Score	Performance Tier	City Rank (Gap to Leader)	Peer Rank (Gap to Leader)
21%	■ ■ ■ ■ INTERVENE	31st of 53 (-75)	4th of 19 (-11)

Achievement

The Achievement domain measures performance on standardized assessments, including the DRA, PSSA, Keystone Exams, and ACCESS for ELLs.

6%	■ ■ ■ ■ INTERVENE	33rd of 53 (-92)	4th of 19 (-6)
----	--	---------------------	-------------------

Progress

The Progress domain measures growth on standardized assessments and progress towards graduation (for high schools only).

26%	■ ■ ■ ■ WATCH	25th of 53 (-71)	2nd of 19 (-1)
-----	--	---------------------	-------------------

Climate

The Climate domain measures student engagement and school climate.

28%	■ ■ ■ ■ WATCH	36th of 54 (-72)	6th of 19 (-39)
-----	--	---------------------	--------------------

College & Career

The College & Career domain measures college and career readiness and post-secondary outcomes.

30%	■ ■ ■ ■ WATCH	36th of 53 (-70)	6th of 18 (-29)
-----	--	---------------------	--------------------

Coming in 2014-2015

Equity

The Equity domain will measure growth on standardized assessments for the lowest performers in a school.

Educator Effectiveness

The Educator Effectiveness domain will measure the effectiveness of school staff.

Stakeholder Feedback

The Stakeholder Feedback domain will measure the engagement and satisfaction of parents, students, and teachers using feedback from the District-wide Surveys.

Jules E. Mastbaum Area Vocational Technical High School

Address	3116 Frankford Ave. Philadelphia, PA 19134	Grade Range	9-12
Phone / Fax	215.291.4703 / 215.291.5657	Comprehensive CTE	Yes
Website	www.philasd.org/schools/mastbaum	Admissions Category	Citywide
		Turnaround Model	N/A

Welcome

The School Progress Report (SPR) provides parents, families, and community members with valuable information on the progress schools are making towards District-wide goals. Each school receives a score and a corresponding performance tier at the overall and domain levels. Each school also receives two rankings: one within all schools of the same grade configuration (City Rank) and one within a peer group of schools with similar student demographics (Peer Rank). A school is designated a City Leader if it ranks first among all schools with the same grade configuration. A school is designated a Peer Leader if it ranks first in its peer group.

Scoring Summary

TIER: ■ ■ ■ ■ INTERVENE (0-24%) ■ ■ ■ WATCH (25-49%) ■ ■ ■ REINFORCE (50-74%) ■ ■ ■ MODEL (75-100%)

OVERALL

A school's overall score represents its combined performance on the Achievement, Progress, Climate, and College & Career (for high schools only) domains.

Score	Performance Tier	City Rank (Gap to Leader)	Peer Rank (Gap to Leader)
30%	■ ■ ■ ■ WATCH	26th of 53 (-66)	2nd of 19 (-2)

Achievement

The Achievement domain measures performance on standardized assessments, including the DRA, PSSA, Keystone Exams, and ACCESS for ELLs.

8%	■ ■ ■ ■ INTERVENE	30th of 53 (-90)	2nd of 19 (-4)
----	--	---------------------	-------------------

Progress

The Progress domain measures growth on standardized assessments and progress towards graduation (for high schools only).

27%	■ ■ ■ ■ WATCH	24th of 53 (-70)	Peer Leader
-----	--	---------------------	-------------

Climate

The Climate domain measures student engagement and school climate.

57%	■ ■ ■ ■ REINFORCE	24th of 54 (-43)	2nd of 19 (-10)
-----	--	---------------------	--------------------

College & Career

The College & Career domain measures college and career readiness and post-secondary outcomes.

45%	■ ■ ■ ■ WATCH	30th of 53 (-55)	3rd of 18 (-14)
-----	--	---------------------	--------------------

Coming in 2014-2015

Equity

The Equity domain will measure growth on standardized assessments for the lowest performers in a school.

Educator Effectiveness

The Educator Effectiveness domain will measure the effectiveness of school staff.

Stakeholder Feedback

The Stakeholder Feedback domain will measure the engagement and satisfaction of parents, students, and teachers using feedback from the District-wide Surveys.

Julia R. Masterman School

Address	1699 Spring Garden St. Philadelphia, PA 19130	Grade Range	9-12
Phone / Fax	215.299.4661 / 215.299.3425	Comprehensive CTE	No
Website	www.philasd.org/schools/masterman	Admissions Category	Special Admission
		Turnaround Model	N/A

Welcome

The School Progress Report (SPR) provides parents, families, and community members with valuable information on the progress schools are making towards District-wide goals. Each school receives a score and a corresponding performance tier at the overall and domain levels. Each school also receives two rankings: one within all schools of the same grade configuration (City Rank) and one within a peer group of schools with similar student demographics (Peer Rank). A school is designated a City Leader if it ranks first among all schools with the same grade configuration. A school is designated a Peer Leader if it ranks first in its peer group.

Scoring Summary

TIER: ■ ■ ■ ■ INTERVENE (0-24%) ■ ■ ■ WATCH (25-49%) ■ ■ ■ REINFORCE (50-74%) ■ ■ ■ MODEL (75-100%)

OVERALL

A school's overall score represents its combined performance on the Achievement, Progress, Climate, and College & Career (for high schools only) domains.

Score	Performance Tier	City Rank (Gap to Leader)	Peer Rank (Gap to Leader)
93%	<div><div></div><div></div><div></div><div style="background-color: blue;"></div></div> MODEL	2nd of 53 (-3)	2nd of 4 (-3)

Achievement

The Achievement domain measures performance on standardized assessments, including the DRA, PSSA, Keystone Exams, and ACCESS for ELLs.

98%	<div><div></div><div></div><div></div><div style="background-color: blue;"></div></div> MODEL	City Leader	Peer Leader
-----	--	-------------	-------------

Progress

The Progress domain measures growth on standardized assessments and progress towards graduation (for high schools only).

83%	<div><div></div><div></div><div></div><div style="background-color: blue;"></div></div> MODEL	4th of 53 (-14)	2nd of 4 (-14)
-----	--	--------------------	-------------------

Climate

The Climate domain measures student engagement and school climate.

100%	<div><div></div><div></div><div></div><div style="background-color: blue;"></div></div> MODEL	City Leader	Peer Leader
------	--	-------------	-------------

College & Career

The College & Career domain measures college and career readiness and post-secondary outcomes.

100%	<div><div></div><div></div><div></div><div style="background-color: blue;"></div></div> MODEL	City Leader	Peer Leader
------	--	-------------	-------------

Coming in 2014-2015

Equity

The Equity domain will measure growth on standardized assessments for the lowest performers in a school.

Educator Effectiveness

The Educator Effectiveness domain will measure the effectiveness of school staff.

Stakeholder Feedback

The Stakeholder Feedback domain will measure the engagement and satisfaction of parents, students, and teachers using feedback from the District-wide Surveys.

Kensington Health Sciences Academy

Address	2463 Emerald St. Philadelphia, PA 19125	Grade Range	9-12
Phone / Fax	215.291.5185 / 215.291.6320	Comprehensive CTE	No
Website	www.philasd.org/schools/kensington-health-sciences	Admissions Category	Neighborhood
		Turnaround Model	N/A

Welcome





The School Progress Report (SPR) provides parents, families, and community members with valuable information on the progress schools are making towards District-wide goals. Each school receives a score and a corresponding performance tier at the overall and domain levels. Each school also receives two rankings: one within all schools of the same grade configuration (City Rank) and one within a peer group of schools with similar student demographics (Peer Rank). A school is designated a City Leader if it ranks first among all schools with the same grade configuration. A school is designated a Peer Leader if it ranks first in its peer group.

Scoring Summary

TIER:     INTERVENE (0-24%)     WATCH (25-49%)     REINFORCE (50-74%)     MODEL (75-100%)

OVERALL

A school's overall score represents its combined performance on the Achievement, Progress, Climate, and College & Career (for high schools only) domains.

Score	Performance Tier	City Rank (Gap to Leader)	Peer Rank (Gap to Leader)
15%	    INTERVENE	37th of 53 (-81)	5th of 19 (-17)

Achievement

The Achievement domain measures performance on standardized assessments, including the DRA, PSSA, Keystone Exams, and ACCESS for ELLs.

8%	    INTERVENE	30th of 53 (-90)	2nd of 19 (-4)
----	--	---------------------	-------------------

Progress

The Progress domain measures growth on standardized assessments and progress towards graduation (for high schools only).

15%	    INTERVENE	36th of 53 (-82)	6th of 19 (-12)
-----	--	---------------------	--------------------

Climate

The Climate domain measures student engagement and school climate.

33%	    WATCH	31st of 54 (-67)	4th of 19 (-34)
-----	--	---------------------	--------------------

College & Career

The College & Career domain measures college and career readiness and post-secondary outcomes.

2%	    INTERVENE	48th of 53 (-98)	13th of 18 (-57)
----	--	---------------------	---------------------

Coming in 2014-2015

Equity

The Equity domain will measure growth on standardized assessments for the lowest performers in a school.

Educator Effectiveness

The Educator Effectiveness domain will measure the effectiveness of school staff.

Stakeholder Feedback

The Stakeholder Feedback domain will measure the engagement and satisfaction of parents, students, and teachers using feedback from the District-wide Surveys.

Kensington High School for Creative and Performing Arts

Address	1901 N. Front St. Philadelphia, PA 19125	Grade Range	9-12
Phone / Fax	215.291.5010 / 215.291.6334	Comprehensive CTE	No
Website	N/A	Admissions Category	Neighborhood
		Turnaround Model	N/A

Welcome

The School Progress Report (SPR) provides parents, families, and community members with valuable information on the progress schools are making towards District-wide goals. Each school receives a score and a corresponding performance tier at the overall and domain levels. Each school also receives two rankings: one within all schools of the same grade configuration (City Rank) and one within a peer group of schools with similar student demographics (Peer Rank). A school is designated a City Leader if it ranks first among all schools with the same grade configuration. A school is designated a Peer Leader if it ranks first in its peer group.

Scoring Summary

TIER: ■ ■ ■ ■ INTERVENE (0-24%) ■ ■ ■ ■ WATCH (25-49%) ■ ■ ■ ■ REINFORCE (50-74%) ■ ■ ■ ■ MODEL (75-100%)

OVERALL

A school's overall score represents its combined performance on the Achievement, Progress, Climate, and College & Career (for high schools only) domains.

Score	Performance Tier	City Rank (Gap to Leader)	Peer Rank (Gap to Leader)
25%	■ ■ ■ ■ WATCH	28th of 53 (-71)	3rd of 19 (-7)

Achievement

The Achievement domain measures performance on standardized assessments, including the DRA, PSSA, Keystone Exams, and ACCESS for ELLs.

3%	■ ■ ■ ■ INTERVENE	41st of 53 (-95)	9th of 19 (-9)
----	--	---------------------	-------------------

Progress

The Progress domain measures growth on standardized assessments and progress towards graduation (for high schools only).

26%	■ ■ ■ ■ WATCH	25th of 53 (-71)	2nd of 19 (-1)
-----	--	---------------------	-------------------

Climate

The Climate domain measures student engagement and school climate.

35%	■ ■ ■ ■ WATCH	28th of 54 (-65)	3rd of 19 (-32)
-----	--	---------------------	--------------------

College & Career

The College & Career domain measures college and career readiness and post-secondary outcomes.

42%	■ ■ ■ ■ WATCH	32nd of 53 (-58)	4th of 18 (-17)
-----	--	---------------------	--------------------

Coming in 2014-2015

Equity

The Equity domain will measure growth on standardized assessments for the lowest performers in a school.

Educator Effectiveness

The Educator Effectiveness domain will measure the effectiveness of school staff.

Stakeholder Feedback

The Stakeholder Feedback domain will measure the engagement and satisfaction of parents, students, and teachers using feedback from the District-wide Surveys.

Kensington International Business, Finance, and Entrepreneurship HS

Address	2501 Coral St. Philadelphia, PA 19125	Grade Range	9-12
Phone / Fax	215.291.5168 / 215.291.5708	Comprehensive CTE	No
Website	N/A	Admissions Category	Neighborhood
		Turnaround Model	N/A

Welcome

The School Progress Report (SPR) provides parents, families, and community members with valuable information on the progress schools are making towards District-wide goals. Each school receives a score and a corresponding performance tier at the overall and domain levels. Each school also receives two rankings: one within all schools of the same grade configuration (City Rank) and one within a peer group of schools with similar student demographics (Peer Rank). A school is designated a City Leader if it ranks first among all schools with the same grade configuration. A school is designated a Peer Leader if it ranks first in its peer group.

Scoring Summary

TIER: ■ ■ ■ ■ INTERVENE (0-24%) ■ ■ ■ WATCH (25-49%) ■ ■ ■ REINFORCE (50-74%) ■ ■ ■ MODEL (75-100%)

OVERALL

A school's overall score represents its combined performance on the Achievement, Progress, Climate, and College & Career (for high schools only) domains.

Score	Performance Tier	City Rank (Gap to Leader)	Peer Rank (Gap to Leader)
Less than 10%	■ ■ ■ ■ INTERVENE	50th of 53 (N/A)	16th of 19 (N/A)

Achievement

The Achievement domain measures performance on standardized assessments, including the DRA, PSSA, Keystone Exams, and ACCESS for ELLs.

Less than 10%	■ ■ ■ ■ INTERVENE	33rd of 53 (N/A)	4th of 19 (N/A)
---------------	--	---------------------	--------------------

Progress

The Progress domain measures growth on standardized assessments and progress towards graduation (for high schools only).

Less than 10%	■ ■ ■ ■ INTERVENE	49th of 53 (N/A)	16th of 19 (N/A)
---------------	--	---------------------	---------------------

Climate

The Climate domain measures student engagement and school climate.

Less than 10%	■ ■ ■ ■ INTERVENE	51st of 54 (N/A)	16th of 19 (N/A)
---------------	--	---------------------	---------------------

College & Career

The College & Career domain measures college and career readiness and post-secondary outcomes.

Less than 10%	■ ■ ■ ■ INTERVENE	49th of 53 (N/A)	14th of 18 (N/A)
---------------	--	---------------------	---------------------

Coming in 2014-2015

Equity

The Equity domain will measure growth on standardized assessments for the lowest performers in a school.

Educator Effectiveness

The Educator Effectiveness domain will measure the effectiveness of school staff.

Stakeholder Feedback

The Stakeholder Feedback domain will measure the engagement and satisfaction of parents, students, and teachers using feedback from the District-wide Surveys.

Kensington Urban Education Academy

Address 2051 E. Cumberland St.
Philadelphia, PA 19125

Phone / Fax 215.291.5420 / 215.291.5427

Website N/A

Grade Range 9-11

Comprehensive CTE No

Admissions Category Neighborhood

Turnaround Model N/A

Welcome



The School Progress Report (SPR) provides parents, families, and community members with valuable information on the progress schools are making towards District-wide goals. Each school receives a score and a corresponding performance tier at the overall and domain levels. Each school also receives two rankings: one within all schools of the same grade configuration (City Rank) and one within a peer group of schools with similar student demographics (Peer Rank). A school is designated a City Leader if it ranks first among all schools with the same grade configuration. A school is designated a Peer Leader if it ranks first in its peer group.

Scoring Summary

TIER:     INTERVENE (0-24%)    WATCH (25-49%)    REINFORCE (50-74%)    MODEL (75-100%)

OVERALL

A school's overall score represents its combined performance on the Achievement, Progress, Climate, and College & Career (for high schools only) domains.

Score	Performance Tier	City Rank (Gap to Leader)	Peer Rank (Gap to Leader)
12%	    INTERVENE	40th of 53 (-84)	8th of 19 (-20)

Achievement

The Achievement domain measures performance on standardized assessments, including the DRA, PSSA, Keystone Exams, and ACCESS for ELLs.

2%	    INTERVENE	46th of 53 (-96)	13th of 19 (-10)
----	---	---------------------	---------------------

Progress

The Progress domain measures growth on standardized assessments and progress towards graduation (for high schools only).

12%	    INTERVENE	40th of 53 (-85)	9th of 19 (-15)
-----	---	---------------------	--------------------

Climate

The Climate domain measures student engagement and school climate.

29%	    WATCH	34th of 54 (-71)	5th of 19 (-38)
-----	---	---------------------	--------------------

College & Career

The College & Career domain measures college and career readiness and post-secondary outcomes.

Not Applicable

Coming in 2014-2015

Equity

The Equity domain will measure growth on standardized assessments for the lowest performers in a school.

Educator Effectiveness

The Educator Effectiveness domain will measure the effectiveness of school staff.

Stakeholder Feedback

The Stakeholder Feedback domain will measure the engagement and satisfaction of parents, students, and teachers using feedback from the District-wide Surveys.

Lankenau High School

Address	201 Spring Lane Philadelphia, PA 19128	Grade Range	9-12
Phone / Fax	215.487.4465 / 215.487.4879	Comprehensive CTE	No
Website	www.philasd.org/schools/lanckenau	Admissions Category	Special Admission
		Turnaround Model	N/A

Welcome

The School Progress Report (SPR) provides parents, families, and community members with valuable information on the progress schools are making towards District-wide goals. Each school receives a score and a corresponding performance tier at the overall and domain levels. Each school also receives two rankings: one within all schools of the same grade configuration (City Rank) and one within a peer group of schools with similar student demographics (Peer Rank). A school is designated a City Leader if it ranks first among all schools with the same grade configuration. A school is designated a Peer Leader if it ranks first in its peer group.

Scoring Summary

TIER: ■ ■ ■ ■ INTERVENE (0-24%) ■ ■ ■ ■ WATCH (25-49%) ■ ■ ■ ■ REINFORCE (50-74%) ■ ■ ■ ■ MODEL (75-100%)

OVERALL

A school's overall score represents its combined performance on the Achievement, Progress, Climate, and College & Career (for high schools only) domains.

Score	Performance Tier	City Rank (Gap to Leader)	Peer Rank (Gap to Leader)
46%	■ ■ ■ ■ WATCH	16th of 53 (-50)	5th of 12 (-15)

Achievement

The Achievement domain measures performance on standardized assessments, including the DRA, PSSA, Keystone Exams, and ACCESS for ELLs.

24%	■ ■ ■ ■ INTERVENE	16th of 53 (-74)	3rd of 12 (-12)
-----	--	---------------------	--------------------

Progress

The Progress domain measures growth on standardized assessments and progress towards graduation (for high schools only).

31%	■ ■ ■ ■ WATCH	19th of 53 (-66)	8th of 12 (-42)
-----	--	---------------------	--------------------

Climate

The Climate domain measures student engagement and school climate.

76%	■ ■ ■ ■ MODEL	16th of 54 (-24)	3rd of 12 (-9)
-----	--	---------------------	-------------------

College & Career

The College & Career domain measures college and career readiness and post-secondary outcomes.

89%	■ ■ ■ ■ MODEL	8th of 53 (-11)	Peer Leader
-----	--	--------------------	-------------

Coming in 2014-2015

Equity

The Equity domain will measure growth on standardized assessments for the lowest performers in a school.

Educator Effectiveness

The Educator Effectiveness domain will measure the effectiveness of school staff.

Stakeholder Feedback

The Stakeholder Feedback domain will measure the engagement and satisfaction of parents, students, and teachers using feedback from the District-wide Surveys.

Martin Luther King High School

Address	6100 Stenton Ave. Philadelphia, PA 19138	Grade Range	9-12
Phone / Fax	215.276.5253 / 215.276.5844	Comprehensive CTE	No
Website	www.philasd.org/schools/mlking	Admissions Category	Neighborhood
		Turnaround Model	Promise Academy

Welcome

The School Progress Report (SPR) provides parents, families, and community members with valuable information on the progress schools are making towards District-wide goals. Each school receives a score and a corresponding performance tier at the overall and domain levels. Each school also receives two rankings: one within all schools of the same grade configuration (City Rank) and one within a peer group of schools with similar student demographics (Peer Rank). A school is designated a City Leader if it ranks first among all schools with the same grade configuration. A school is designated a Peer Leader if it ranks first in its peer group.

Scoring Summary

TIER:     INTERVENE (0-24%)     WATCH (25-49%)     REINFORCE (50-74%)     MODEL (75-100%)

OVERALL

A school's overall score represents its combined performance on the Achievement, Progress, Climate, and College & Career (for high schools only) domains.

Score	Performance Tier	City Rank (Gap to Leader)	Peer Rank (Gap to Leader)
10%	    INTERVENE	44th of 53 (-86)	11th of 19 (-22)

Achievement

The Achievement domain measures performance on standardized assessments, including the DRA, PSSA, Keystone Exams, and ACCESS for ELLs.

3%	    INTERVENE	41st of 53 (-95)	9th of 19 (-9)
----	--	---------------------	-------------------

Progress

The Progress domain measures growth on standardized assessments and progress towards graduation (for high schools only).

11%	    INTERVENE	41st of 53 (-86)	10th of 19 (-16)
-----	--	---------------------	---------------------

Climate

The Climate domain measures student engagement and school climate.

21%	    INTERVENE	44th of 54 (-79)	10th of 19 (-46)
-----	--	---------------------	---------------------

College & Career

The College & Career domain measures college and career readiness and post-secondary outcomes.

0%	    INTERVENE	49th of 53 (-100)	14th of 18 (-59)
----	--	----------------------	---------------------

Coming in 2014-2015

Equity

The Equity domain will measure growth on standardized assessments for the lowest performers in a school.

Educator Effectiveness

The Educator Effectiveness domain will measure the effectiveness of school staff.

Stakeholder Feedback

The Stakeholder Feedback domain will measure the engagement and satisfaction of parents, students, and teachers using feedback from the District-wide Surveys.

Motivation High School

Address	5900 Baltimore Ave. Philadelphia, PA 19143	Grade Range	9-12
Phone / Fax	215.471.2906 / 215.492.6924	Comprehensive CTE	No
Website	www.philasd.org/schools/motivation	Admissions Category	Special Admission
		Turnaround Model	N/A

Welcome

The School Progress Report (SPR) provides parents, families, and community members with valuable information on the progress schools are making towards District-wide goals. Each school receives a score and a corresponding performance tier at the overall and domain levels. Each school also receives two rankings: one within all schools of the same grade configuration (City Rank) and one within a peer group of schools with similar student demographics (Peer Rank). A school is designated a City Leader if it ranks first among all schools with the same grade configuration. A school is designated a Peer Leader if it ranks first in its peer group.

Scoring Summary

TIER: ■ □ □ □ INTERVENE (0-24%) □ ■ □ □ WATCH (25-49%) □ □ ■ □ REINFORCE (50-74%) □ □ □ ■ MODEL (75-100%)

OVERALL

A school's overall score represents its combined performance on the Achievement, Progress, Climate, and College & Career (for high schools only) domains.

Score	Performance Tier	City Rank (Gap to Leader)	Peer Rank (Gap to Leader)
61%	□ □ ■ □ REINFORCE	8th of 53 (-35)	Peer Leader

Achievement

The Achievement domain measures performance on standardized assessments, including the DRA, PSSA, Keystone Exams, and ACCESS for ELLs.

29%	□ ■ □ □ WATCH	13th of 53 (-69)	2nd of 12 (-7)
-----	--	---------------------	-------------------

Progress

The Progress domain measures growth on standardized assessments and progress towards graduation (for high schools only).

65%	□ □ ■ □ REINFORCE	7th of 53 (-32)	2nd of 12 (-8)
-----	--	--------------------	-------------------

Climate

The Climate domain measures student engagement and school climate.

85%	□ □ □ ■ MODEL	9th of 54 (-15)	Peer Leader
-----	--	--------------------	-------------

College & Career

The College & Career domain measures college and career readiness and post-secondary outcomes.

79%	□ □ □ ■ MODEL	15th of 53 (-21)	3rd of 12 (-10)
-----	--	---------------------	--------------------

Coming in 2014-2015

Equity

The Equity domain will measure growth on standardized assessments for the lowest performers in a school.

Educator Effectiveness

The Educator Effectiveness domain will measure the effectiveness of school staff.

Stakeholder Feedback

The Stakeholder Feedback domain will measure the engagement and satisfaction of parents, students, and teachers using feedback from the District-wide Surveys.

Murrell Dobbins Career and Technical High School

Address	2150 W. Lehigh Ave. Philadelphia, PA 19132	Grade Range	9-12
Phone / Fax	215.227.4421 / 215.227.4944	Comprehensive CTE	Yes
Website	www.philasd.org/schools/dobbins	Admissions Category	Citywide
		Turnaround Model	N/A

Welcome

The School Progress Report (SPR) provides parents, families, and community members with valuable information on the progress schools are making towards District-wide goals. Each school receives a score and a corresponding performance tier at the overall and domain levels. Each school also receives two rankings: one within all schools of the same grade configuration (City Rank) and one within a peer group of schools with similar student demographics (Peer Rank). A school is designated a City Leader if it ranks first among all schools with the same grade configuration. A school is designated a Peer Leader if it ranks first in its peer group.

Scoring Summary

TIER: ■ ■ ■ ■ INTERVENE (0-24%) ■ ■ ■ WATCH (25-49%) ■ ■ ■ REINFORCE (50-74%) ■ ■ ■ MODEL (75-100%)

OVERALL

A school's overall score represents its combined performance on the Achievement, Progress, Climate, and College & Career (for high schools only) domains.

Score	Performance Tier	City Rank (Gap to Leader)	Peer Rank (Gap to Leader)
15%	■ ■ ■ ■ INTERVENE	37th of 53 (-81)	5th of 19 (-17)

Achievement

The Achievement domain measures performance on standardized assessments, including the DRA, PSSA, Keystone Exams, and ACCESS for ELLs.

5%	■ ■ ■ ■ INTERVENE	38th of 53 (-93)	8th of 19 (-7)
----	--	---------------------	-------------------

Progress

The Progress domain measures growth on standardized assessments and progress towards graduation (for high schools only).

11%	■ ■ ■ ■ INTERVENE	41st of 53 (-86)	10th of 19 (-16)
-----	--	---------------------	---------------------

Climate

The Climate domain measures student engagement and school climate.

20%	■ ■ ■ ■ INTERVENE	45th of 54 (-80)	11th of 19 (-47)
-----	--	---------------------	---------------------

College & Career

The College & Career domain measures college and career readiness and post-secondary outcomes.

48%	■ ■ ■ ■ WATCH	29th of 53 (-52)	2nd of 18 (-11)
-----	--	---------------------	--------------------

Coming in 2014-2015

Equity

The Equity domain will measure growth on standardized assessments for the lowest performers in a school.

Educator Effectiveness

The Educator Effectiveness domain will measure the effectiveness of school staff.

Stakeholder Feedback

The Stakeholder Feedback domain will measure the engagement and satisfaction of parents, students, and teachers using feedback from the District-wide Surveys.

Northeast High School

Address	1601 Cottman Ave. Philadelphia, PA 19111	Grade Range	9-12
Phone / Fax	215.728.5018 / 215.728.5004	Comprehensive CTE	No
Website	www.nehs.phila.k12.pa.us	Admissions Category	Neighborhood
		Turnaround Model	N/A

Welcome

The School Progress Report (SPR) provides parents, families, and community members with valuable information on the progress schools are making towards District-wide goals. Each school receives a score and a corresponding performance tier at the overall and domain levels. Each school also receives two rankings: one within all schools of the same grade configuration (City Rank) and one within a peer group of schools with similar student demographics (Peer Rank). A school is designated a City Leader if it ranks first among all schools with the same grade configuration. A school is designated a Peer Leader if it ranks first in its peer group.

Scoring Summary

TIER: ■ □ □ □ INTERVENE (0-24%) ■ □ □ □ WATCH (25-49%) ■ □ □ □ REINFORCE (50-74%) ■ □ □ □ MODEL (75-100%)

OVERALL

A school's overall score represents its combined performance on the Achievement, Progress, Climate, and College & Career (for high schools only) domains.

Score	Performance Tier	City Rank (Gap to Leader)	Peer Rank (Gap to Leader)
42%	■ □ □ □ WATCH	19th of 53 (-54)	4th of 8 (-38)

Achievement

The Achievement domain measures performance on standardized assessments, including the DRA, PSSA, Keystone Exams, and ACCESS for ELLs.

29%	■ □ □ □ WATCH	13th of 53 (-69)	4th of 8 (-22)
-----	--	---------------------	-------------------

Progress

The Progress domain measures growth on standardized assessments and progress towards graduation (for high schools only).

47%	■ □ □ □ WATCH	15th of 53 (-50)	2nd of 8 (-39)
-----	--	---------------------	-------------------

Climate

The Climate domain measures student engagement and school climate.

47%	■ □ □ □ WATCH	26th of 54 (-53)	7th of 9 (-53)
-----	--	---------------------	-------------------

College & Career

The College & Career domain measures college and career readiness and post-secondary outcomes.

53%	■ □ □ □ REINFORCE	28th of 53 (-47)	7th of 9 (-41)
-----	--	---------------------	-------------------

Coming in 2014-2015

Equity

The Equity domain will measure growth on standardized assessments for the lowest performers in a school.

Educator Effectiveness

The Educator Effectiveness domain will measure the effectiveness of school staff.

Stakeholder Feedback

The Stakeholder Feedback domain will measure the engagement and satisfaction of parents, students, and teachers using feedback from the District-wide Surveys.

Overbrook High School

Address	5898 Lancaster Ave. Philadelphia, PA 19131	Grade Range	9-12
Phone / Fax	215.581.5507 / 215.581.3406	Comprehensive CTE	No
Website	www.philasd.org/schools/overbrookhs	Admissions Category	Neighborhood
		Turnaround Model	N/A

Welcome

The School Progress Report (SPR) provides parents, families, and community members with valuable information on the progress schools are making towards District-wide goals. Each school receives a score and a corresponding performance tier at the overall and domain levels. Each school also receives two rankings: one within all schools of the same grade configuration (City Rank) and one within a peer group of schools with similar student demographics (Peer Rank). A school is designated a City Leader if it ranks first among all schools with the same grade configuration. A school is designated a Peer Leader if it ranks first in its peer group.

Scoring Summary

TIER: ■ ■ ■ ■ INTERVENE (0-24%) ■ ■ ■ WATCH (25-49%) ■ ■ ■ REINFORCE (50-74%) ■ ■ ■ MODEL (75-100%)

OVERALL

A school's overall score represents its combined performance on the Achievement, Progress, Climate, and College & Career (for high schools only) domains.

Score	Performance Tier	City Rank (Gap to Leader)	Peer Rank (Gap to Leader)
Less than 10%	■ ■ ■ ■ INTERVENE	46th of 53 (N/A)	13th of 19 (N/A)

Achievement

The Achievement domain measures performance on standardized assessments, including the DRA, PSSA, Keystone Exams, and ACCESS for ELLs.

Less than 10%	■ ■ ■ ■ INTERVENE	33rd of 53 (N/A)	4th of 19 (N/A)
---------------	--	---------------------	--------------------

Progress

The Progress domain measures growth on standardized assessments and progress towards graduation (for high schools only).

Less than 10%	■ ■ ■ ■ INTERVENE	48th of 53 (N/A)	15th of 19 (N/A)
---------------	--	---------------------	---------------------

Climate

The Climate domain measures student engagement and school climate.

13%	■ ■ ■ ■ INTERVENE	48th of 54 (-87)	13th of 19 (-54)
-----	--	---------------------	---------------------

College & Career

The College & Career domain measures college and career readiness and post-secondary outcomes.

12%	■ ■ ■ ■ INTERVENE	44th of 53 (-88)	10th of 18 (-47)
-----	--	---------------------	---------------------

Coming in 2014-2015

Equity

The Equity domain will measure growth on standardized assessments for the lowest performers in a school.

Educator Effectiveness

The Educator Effectiveness domain will measure the effectiveness of school staff.

Stakeholder Feedback

The Stakeholder Feedback domain will measure the engagement and satisfaction of parents, students, and teachers using feedback from the District-wide Surveys.

Parkway Center City High School

Address	540 N. 13th St. Philadelphia, PA 19123	Grade Range	9-12
Phone / Fax	215.351.7095 / 215.351.7097	Comprehensive CTE	No
Website	www.philasd.org/schools/parkwaycc	Admissions Category	Special Admission
		Turnaround Model	N/A

Welcome

The School Progress Report (SPR) provides parents, families, and community members with valuable information on the progress schools are making towards District-wide goals. Each school receives a score and a corresponding performance tier at the overall and domain levels. Each school also receives two rankings: one within all schools of the same grade configuration (City Rank) and one within a peer group of schools with similar student demographics (Peer Rank). A school is designated a City Leader if it ranks first among all schools with the same grade configuration. A school is designated a Peer Leader if it ranks first in its peer group.

Scoring Summary

TIER: ■ □ □ □ INTERVENE (0-24%) ■ □ □ □ WATCH (25-49%) ■ □ □ □ REINFORCE (50-74%) ■ □ □ □ MODEL (75-100%)

OVERALL

A school's overall score represents its combined performance on the Achievement, Progress, Climate, and College & Career (for high schools only) domains.

Score	Performance Tier	City Rank (Gap to Leader)	Peer Rank (Gap to Leader)
61%	□ □ ■ □ REINFORCE	8th of 53 (-35)	Peer Leader

Achievement

The Achievement domain measures performance on standardized assessments, including the DRA, PSSA, Keystone Exams, and ACCESS for ELLs.

36%	□ ■ □ □ WATCH	11th of 53 (-62)	Peer Leader
-----	--	---------------------	-------------

Progress

The Progress domain measures growth on standardized assessments and progress towards graduation (for high schools only).

73%	□ □ ■ □ REINFORCE	6th of 53 (-24)	Peer Leader
-----	--	--------------------	-------------

Climate

The Climate domain measures student engagement and school climate.

63%	□ □ ■ □ REINFORCE	21st of 54 (-37)	6th of 12 (-22)
-----	--	---------------------	--------------------

College & Career

The College & Career domain measures college and career readiness and post-secondary outcomes.

78%	□ □ □ ■ MODEL	16th of 53 (-22)	4th of 12 (-11)
-----	--	---------------------	--------------------

Coming in 2014-2015

Equity

The Equity domain will measure growth on standardized assessments for the lowest performers in a school.

Educator Effectiveness

The Educator Effectiveness domain will measure the effectiveness of school staff.

Stakeholder Feedback

The Stakeholder Feedback domain will measure the engagement and satisfaction of parents, students, and teachers using feedback from the District-wide Surveys.

Parkway Northwest High School

Address 1100 E. Mt. Pleasant Ave.
Philadelphia, PA 19150

Phone / Fax 215.248.6220 / 215.248.6015

Website www.philasd.org/schools/parkwaynw

Grade Range 9-12

Comprehensive CTE No

Admissions Category Special Admission

Turnaround Model N/A

Welcome

The School Progress Report (SPR) provides parents, families, and community members with valuable information on the progress schools are making towards District-wide goals. Each school receives a score and a corresponding performance tier at the overall and domain levels. Each school also receives two rankings: one within all schools of the same grade configuration (City Rank) and one within a peer group of schools with similar student demographics (Peer Rank). A school is designated a City Leader if it ranks first among all schools with the same grade configuration. A school is designated a Peer Leader if it ranks first in its peer group.

Scoring Summary

TIER: ■ ■ ■ ■ INTERVENE (0-24%) ■ ■ ■ WATCH (25-49%) ■ ■ ■ REINFORCE (50-74%) ■ ■ ■ MODEL (75-100%)

OVERALL

A school's overall score represents its combined performance on the Achievement, Progress, Climate, and College & Career (for high schools only) domains.

Score	Performance Tier	City Rank (Gap to Leader)	Peer Rank (Gap to Leader)
43%	■ ■ ■ ■ WATCH	18th of 53 (-53)	7th of 12 (-18)

Achievement

The Achievement domain measures performance on standardized assessments, including the DRA, PSSA, Keystone Exams, and ACCESS for ELLs.

23%	■ ■ ■ ■ INTERVENE	17th of 53 (-75)	4th of 12 (-13)
-----	--	---------------------	--------------------

Progress

The Progress domain measures growth on standardized assessments and progress towards graduation (for high schools only).

39%	■ ■ ■ ■ WATCH	17th of 53 (-58)	7th of 12 (-34)
-----	--	---------------------	--------------------

Climate

The Climate domain measures student engagement and school climate.

60%	■ ■ ■ ■ REINFORCE	22nd of 54 (-40)	7th of 12 (-25)
-----	--	---------------------	--------------------

College & Career

The College & Career domain measures college and career readiness and post-secondary outcomes.

73%	■ ■ ■ ■ REINFORCE	19th of 53 (-27)	6th of 12 (-16)
-----	--	---------------------	--------------------

Coming in 2014-2015

Equity

The Equity domain will measure growth on standardized assessments for the lowest performers in a school.

Educator Effectiveness

The Educator Effectiveness domain will measure the effectiveness of school staff.

Stakeholder Feedback

The Stakeholder Feedback domain will measure the engagement and satisfaction of parents, students, and teachers using feedback from the District-wide Surveys.

Parkway West High School

Address	4725 Fairmount Ave. Philadelphia, PA 19139	Grade Range	9-12
Phone / Fax	215.581.5510 / 215.581.5600	Comprehensive CTE	No
Website	www.philasd.org/schools/parkwaywest	Admissions Category	Special Admission
		Turnaround Model	N/A

Welcome

The School Progress Report (SPR) provides parents, families, and community members with valuable information on the progress schools are making towards District-wide goals. Each school receives a score and a corresponding performance tier at the overall and domain levels. Each school also receives two rankings: one within all schools of the same grade configuration (City Rank) and one within a peer group of schools with similar student demographics (Peer Rank). A school is designated a City Leader if it ranks first among all schools with the same grade configuration. A school is designated a Peer Leader if it ranks first in its peer group.

Scoring Summary

TIER: ■ ■ ■ ■ INTERVENE (0-24%) ■ ■ ■ WATCH (25-49%) ■ ■ ■ REINFORCE (50-74%) ■ ■ ■ MODEL (75-100%)

OVERALL

A school's overall score represents its combined performance on the Achievement, Progress, Climate, and College & Career (for high schools only) domains.

Score	Performance Tier	City Rank (Gap to Leader)	Peer Rank (Gap to Leader)
53%	■ ■ ■ ■ REINFORCE	14th of 53 (-43)	3rd of 12 (-8)

Achievement

The Achievement domain measures performance on standardized assessments, including the DRA, PSSA, Keystone Exams, and ACCESS for ELLs.

23%	■ ■ ■ ■ INTERVENE	17th of 53 (-75)	4th of 12 (-13)
-----	---	---------------------	--------------------

Progress

The Progress domain measures growth on standardized assessments and progress towards graduation (for high schools only).

63%	■ ■ ■ ■ REINFORCE	8th of 53 (-34)	3rd of 12 (-10)
-----	---	--------------------	--------------------

Climate

The Climate domain measures student engagement and school climate.

68%	■ ■ ■ ■ REINFORCE	17th of 54 (-32)	4th of 12 (-17)
-----	---	---------------------	--------------------

College & Career

The College & Career domain measures college and career readiness and post-secondary outcomes.

70%	■ ■ ■ ■ REINFORCE	20th of 53 (-30)	7th of 12 (-19)
-----	---	---------------------	--------------------

Coming in 2014-2015

Equity

The Equity domain will measure growth on standardized assessments for the lowest performers in a school.

Educator Effectiveness

The Educator Effectiveness domain will measure the effectiveness of school staff.

Stakeholder Feedback

The Stakeholder Feedback domain will measure the engagement and satisfaction of parents, students, and teachers using feedback from the District-wide Surveys.

Paul Robeson High School for Human Services

Address	4125 Ludlow St. Philadelphia, PA 19104	Grade Range	9-12
Phone / Fax	215.823.8207 / 215.823.8252	Comprehensive CTE	No
Website	www.philasd.org/schools/robeson	Admissions Category	Citywide
		Turnaround Model	N/A

Welcome

The School Progress Report (SPR) provides parents, families, and community members with valuable information on the progress schools are making towards District-wide goals. Each school receives a score and a corresponding performance tier at the overall and domain levels. Each school also receives two rankings: one within all schools of the same grade configuration (City Rank) and one within a peer group of schools with similar student demographics (Peer Rank). A school is designated a City Leader if it ranks first among all schools with the same grade configuration. A school is designated a Peer Leader if it ranks first in its peer group.

Scoring Summary

TIER: ■ ■ ■ ■ INTERVENE (0-24%) ■ ■ ■ ■ WATCH (25-49%) ■ ■ ■ ■ REINFORCE (50-74%) ■ ■ ■ ■ MODEL (75-100%)

OVERALL

A school's overall score represents its combined performance on the Achievement, Progress, Climate, and College & Career (for high schools only) domains.

Score	Performance Tier	City Rank (Gap to Leader)	Peer Rank (Gap to Leader)
34%	■ ■ ■ ■ WATCH	23rd of 53 (-62)	8th of 12 (-27)

Achievement

The Achievement domain measures performance on standardized assessments, including the DRA, PSSA, Keystone Exams, and ACCESS for ELLs.

9%	■ ■ ■ ■ INTERVENE	29th of 53 (-89)	9th of 12 (-27)
----	--	---------------------	--------------------

Progress

The Progress domain measures growth on standardized assessments and progress towards graduation (for high schools only).

28%	■ ■ ■ ■ WATCH	23rd of 53 (-69)	9th of 12 (-45)
-----	--	---------------------	--------------------

Climate

The Climate domain measures student engagement and school climate.

58%	■ ■ ■ ■ REINFORCE	23rd of 54 (-42)	8th of 12 (-27)
-----	--	---------------------	--------------------

College & Career

The College & Career domain measures college and career readiness and post-secondary outcomes.

76%	■ ■ ■ ■ MODEL	17th of 53 (-24)	5th of 12 (-13)
-----	--	---------------------	--------------------

Coming in 2014-2015

Equity

The Equity domain will measure growth on standardized assessments for the lowest performers in a school.

Educator Effectiveness

The Educator Effectiveness domain will measure the effectiveness of school staff.

Stakeholder Feedback

The Stakeholder Feedback domain will measure the engagement and satisfaction of parents, students, and teachers using feedback from the District-wide Surveys.

Philadelphia High School for Girls

Address	1400 W. Olney Ave. Philadelphia, PA 19141	Grade Range	9-12
Phone / Fax	215.276.5258 / 215.276.5738	Comprehensive CTE	No
Website	www.philasd.org/schools/girlshigh	Admissions Category	Special Admission
		Turnaround Model	N/A

Welcome

The School Progress Report (SPR) provides parents, families, and community members with valuable information on the progress schools are making towards District-wide goals. Each school receives a score and a corresponding performance tier at the overall and domain levels. Each school also receives two rankings: one within all schools of the same grade configuration (City Rank) and one within a peer group of schools with similar student demographics (Peer Rank). A school is designated a City Leader if it ranks first among all schools with the same grade configuration. A school is designated a Peer Leader if it ranks first in its peer group.

Scoring Summary

TIER: ■ □ □ □ INTERVENE (0-24%) □ ■ □ □ WATCH (25-49%) □ □ ■ □ REINFORCE (50-74%) □ □ □ ■ MODEL (75-100%)

OVERALL

A school's overall score represents its combined performance on the Achievement, Progress, Climate, and College & Career (for high schools only) domains.

Score	Performance Tier	City Rank (Gap to Leader)	Peer Rank (Gap to Leader)
60%	□ □ ■ □ REINFORCE	10th of 53 (-36)	3rd of 5 (-27)

Achievement

The Achievement domain measures performance on standardized assessments, including the DRA, PSSA, Keystone Exams, and ACCESS for ELLs.

45%	□ ■ □ □ WATCH	10th of 53 (-53)	3rd of 5 (-25)
-----	--	---------------------	-------------------

Progress

The Progress domain measures growth on standardized assessments and progress towards graduation (for high schools only).

52%	□ □ ■ □ REINFORCE	12th of 53 (-45)	4th of 5 (-38)
-----	--	---------------------	-------------------

Climate

The Climate domain measures student engagement and school climate.

77%	□ □ □ ■ MODEL	13th of 54 (-23)	3rd of 5 (-20)
-----	--	---------------------	-------------------

College & Career

The College & Career domain measures college and career readiness and post-secondary outcomes.

89%	□ □ □ ■ MODEL	8th of 53 (-11)	2nd of 5 (-9)
-----	--	--------------------	------------------

Coming in 2014-2015

Equity

The Equity domain will measure growth on standardized assessments for the lowest performers in a school.

Educator Effectiveness

The Educator Effectiveness domain will measure the effectiveness of school staff.

Stakeholder Feedback

The Stakeholder Feedback domain will measure the engagement and satisfaction of parents, students, and teachers using feedback from the District-wide Surveys.

Philadelphia Military Academy at Elverson

Address	2118 N. 13th St. Philadelphia, PA 19122	Grade Range	9-12
Phone / Fax	215.684.5091 / 215.684.5507	Comprehensive CTE	No
Website	N/A	Admissions Category	Citywide
		Turnaround Model	N/A

Welcome

The School Progress Report (SPR) provides parents, families, and community members with valuable information on the progress schools are making towards District-wide goals. Each school receives a score and a corresponding performance tier at the overall and domain levels. Each school also receives two rankings: one within all schools of the same grade configuration (City Rank) and one within a peer group of schools with similar student demographics (Peer Rank). A school is designated a City Leader if it ranks first among all schools with the same grade configuration. A school is designated a Peer Leader if it ranks first in its peer group.

Scoring Summary

TIER: ■ ■ ■ ■ INTERVENE (0-24%) ■ ■ ■ WATCH (25-49%) ■ ■ ■ REINFORCE (50-74%) ■ ■ ■ MODEL (75-100%)

OVERALL

A school's overall score represents its combined performance on the Achievement, Progress, Climate, and College & Career (for high schools only) domains.

Score	Performance Tier	City Rank (Gap to Leader)	Peer Rank (Gap to Leader)
45%	■ ■ ■ ■ WATCH	17th of 53 (-51)	6th of 12 (-16)

Achievement

The Achievement domain measures performance on standardized assessments, including the DRA, PSSA, Keystone Exams, and ACCESS for ELLs.

22%	■ ■ ■ ■ INTERVENE	20th of 53 (-76)	6th of 12 (-14)
-----	--	---------------------	--------------------

Progress

The Progress domain measures growth on standardized assessments and progress towards graduation (for high schools only).

41%	■ ■ ■ ■ WATCH	16th of 53 (-56)	6th of 12 (-32)
-----	--	---------------------	--------------------

Climate

The Climate domain measures student engagement and school climate.

85%	■ ■ ■ ■ MODEL	9th of 54 (-15)	Peer Leader
-----	--	--------------------	-------------

College & Career

The College & Career domain measures college and career readiness and post-secondary outcomes.

58%	■ ■ ■ ■ REINFORCE	25th of 53 (-42)	10th of 12 (-31)
-----	--	---------------------	---------------------

Coming in 2014-2015

Equity

The Equity domain will measure growth on standardized assessments for the lowest performers in a school.

Educator Effectiveness

The Educator Effectiveness domain will measure the effectiveness of school staff.

Stakeholder Feedback

The Stakeholder Feedback domain will measure the engagement and satisfaction of parents, students, and teachers using feedback from the District-wide Surveys.

Philadelphia Military Academy at Leeds

Address	2118 N. 13th St. Philadelphia, PA 19122	Grade Range	9-12
Phone / Fax	215.684.5091 / 215.684.5507	Comprehensive CTE	No
Website	N/A	Admissions Category	Citywide
		Turnaround Model	N/A

Welcome

The School Progress Report (SPR) provides parents, families, and community members with valuable information on the progress schools are making towards District-wide goals. Each school receives a score and a corresponding performance tier at the overall and domain levels. Each school also receives two rankings: one within all schools of the same grade configuration (City Rank) and one within a peer group of schools with similar student demographics (Peer Rank). A school is designated a City Leader if it ranks first among all schools with the same grade configuration. A school is designated a Peer Leader if it ranks first in its peer group.

Scoring Summary

TIER: ■ ■ ■ ■ INTERVENE (0-24%) ■ ■ ■ WATCH (25-49%) ■ ■ ■ REINFORCE (50-74%) ■ ■ ■ MODEL (75-100%)

OVERALL

A school's overall score represents its combined performance on the Achievement, Progress, Climate, and College & Career (for high schools only) domains.

Score	Performance Tier	City Rank (Gap to Leader)	Peer Rank (Gap to Leader)
52%	■ ■ ■ ■ REINFORCE	15th of 53 (-44)	4th of 12 (-9)

Achievement

The Achievement domain measures performance on standardized assessments, including the DRA, PSSA, Keystone Exams, and ACCESS for ELLs.

20%	■ ■ ■ ■ INTERVENE	22nd of 53 (-78)	7th of 12 (-16)
-----	--	---------------------	--------------------

Progress

The Progress domain measures growth on standardized assessments and progress towards graduation (for high schools only).

62%	■ ■ ■ ■ REINFORCE	9th of 53 (-35)	4th of 12 (-11)
-----	--	--------------------	--------------------

Climate

The Climate domain measures student engagement and school climate.

65%	■ ■ ■ ■ REINFORCE	20th of 54 (-35)	5th of 12 (-20)
-----	--	---------------------	--------------------

College & Career

The College & Career domain measures college and career readiness and post-secondary outcomes.

83%	■ ■ ■ ■ MODEL	13th of 53 (-17)	2nd of 12 (-6)
-----	--	---------------------	-------------------

Coming in 2014-2015

Equity

The Equity domain will measure growth on standardized assessments for the lowest performers in a school.

Educator Effectiveness

The Educator Effectiveness domain will measure the effectiveness of school staff.

Stakeholder Feedback

The Stakeholder Feedback domain will measure the engagement and satisfaction of parents, students, and teachers using feedback from the District-wide Surveys.

Robert Lamberton High School (CLOSED)

Address	Closed	Grade Range	9-12
Phone / Fax	Closed	Comprehensive CTE	No
Website	Closed	Admissions Category	Neighborhood
		Turnaround Model	N/A

Welcome

The School Progress Report (SPR) provides parents, families, and community members with valuable information on the progress schools are making towards District-wide goals. Each school receives a score and a corresponding performance tier at the overall and domain levels. Each school also receives two rankings: one within all schools of the same grade configuration (City Rank) and one within a peer group of schools with similar student demographics (Peer Rank). A school is designated a City Leader if it ranks first among all schools with the same grade configuration. A school is designated a Peer Leader if it ranks first in its peer group.

Scoring Summary

TIER: ■ ■ ■ ■ INTERVENE (0-24%) ■ ■ ■ WATCH (25-49%) ■ ■ ■ REINFORCE (50-74%) ■ ■ ■ MODEL (75-100%)

OVERALL

A school's overall score represents its combined performance on the Achievement, Progress, Climate, and College & Career (for high schools only) domains.

Score	Performance Tier	City Rank (Gap to Leader)	Peer Rank (Gap to Leader)
22%	■ ■ ■ ■ INTERVENE	30th of 53 (-74)	10th of 12 (-39)

Achievement

The Achievement domain measures performance on standardized assessments, including the DRA, PSSA, Keystone Exams, and ACCESS for ELLs.

3%	■ ■ ■ ■ INTERVENE	41st of 53 (-95)	11th of 12 (-33)
----	--	---------------------	---------------------

Progress

The Progress domain measures growth on standardized assessments and progress towards graduation (for high schools only).

24%	■ ■ ■ ■ INTERVENE	29th of 53 (-73)	10th of 12 (-49)
-----	--	---------------------	---------------------

Climate

The Climate domain measures student engagement and school climate.

32%	■ ■ ■ ■ WATCH	32nd of 54 (-68)	9th of 12 (-53)
-----	--	---------------------	--------------------

College & Career

The College & Career domain measures college and career readiness and post-secondary outcomes.

56%	■ ■ ■ ■ REINFORCE	27th of 53 (-44)	11th of 12 (-33)
-----	--	---------------------	---------------------

Coming in 2014-2015

Equity

The Equity domain will measure growth on standardized assessments for the lowest performers in a school.

Educator Effectiveness

The Educator Effectiveness domain will measure the effectiveness of school staff.

Stakeholder Feedback

The Stakeholder Feedback domain will measure the engagement and satisfaction of parents, students, and teachers using feedback from the District-wide Surveys.

Roxborough High School

Address	6498 Ridge Ave. Philadelphia, PA 19128	Grade Range	9-12
Phone / Fax	215.487.4464 / 215.487.4843	Comprehensive CTE	No
Website	www.philasd.org/schools/roxborough	Admissions Category	Neighborhood
		Turnaround Model	N/A

Welcome

The School Progress Report (SPR) provides parents, families, and community members with valuable information on the progress schools are making towards District-wide goals. Each school receives a score and a corresponding performance tier at the overall and domain levels. Each school also receives two rankings: one within all schools of the same grade configuration (City Rank) and one within a peer group of schools with similar student demographics (Peer Rank). A school is designated a City Leader if it ranks first among all schools with the same grade configuration. A school is designated a Peer Leader if it ranks first in its peer group.

Scoring Summary

TIER: ■ ■ ■ ■ INTERVENE (0-24%) ■ ■ ■ WATCH (25-49%) ■ ■ ■ REINFORCE (50-74%) ■ ■ ■ MODEL (75-100%)

OVERALL

A school's overall score represents its combined performance on the Achievement, Progress, Climate, and College & Career (for high schools only) domains.

Score	Performance Tier	City Rank (Gap to Leader)	Peer Rank (Gap to Leader)
23%	■ ■ ■ ■ INTERVENE	29th of 53 (-73)	Peer Leader

Achievement

The Achievement domain measures performance on standardized assessments, including the DRA, PSSA, Keystone Exams, and ACCESS for ELLs.

12%	■ ■ ■ ■ INTERVENE	25th of 53 (-86)	Peer Leader
-----	--	---------------------	-------------

Progress

The Progress domain measures growth on standardized assessments and progress towards graduation (for high schools only).

24%	■ ■ ■ ■ INTERVENE	29th of 53 (-73)	Peer Leader
-----	--	---------------------	-------------

Climate

The Climate domain measures student engagement and school climate.

35%	■ ■ ■ ■ WATCH	28th of 54 (-65)	Peer Leader
-----	--	---------------------	-------------

College & Career

The College & Career domain measures college and career readiness and post-secondary outcomes.

28%	■ ■ ■ ■ WATCH	37th of 53 (-72)	3rd of 5 (-14)
-----	--	---------------------	-------------------

Coming in 2014-2015

Equity

The Equity domain will measure growth on standardized assessments for the lowest performers in a school.

Educator Effectiveness

The Educator Effectiveness domain will measure the effectiveness of school staff.

Stakeholder Feedback

The Stakeholder Feedback domain will measure the engagement and satisfaction of parents, students, and teachers using feedback from the District-wide Surveys.

Samuel Fels High School

Address	5500 Langdon St. Philadelphia, PA 19111	Grade Range	9-12
Phone / Fax	215.537.2516 / 215.537.2556	Comprehensive CTE	No
Website	www.philasd.org/schools/fels	Admissions Category	Neighborhood
		Turnaround Model	N/A

Welcome

The School Progress Report (SPR) provides parents, families, and community members with valuable information on the progress schools are making towards District-wide goals. Each school receives a score and a corresponding performance tier at the overall and domain levels. Each school also receives two rankings: one within all schools of the same grade configuration (City Rank) and one within a peer group of schools with similar student demographics (Peer Rank). A school is designated a City Leader if it ranks first among all schools with the same grade configuration. A school is designated a Peer Leader if it ranks first in its peer group.

Scoring Summary

TIER: ■ ■ ■ ■ INTERVENE (0-24%) ■ ■ ■ WATCH (25-49%) ■ ■ ■ REINFORCE (50-74%) ■ ■ ■ MODEL (75-100%)

OVERALL

A school's overall score represents its combined performance on the Achievement, Progress, Climate, and College & Career (for high schools only) domains.

Score	Performance Tier	City Rank (Gap to Leader)	Peer Rank (Gap to Leader)
18%	■ ■ ■ ■ INTERVENE	34th of 53 (-78)	12th of 12 (-43)

Achievement

The Achievement domain measures performance on standardized assessments, including the DRA, PSSA, Keystone Exams, and ACCESS for ELLs.

7%	■ ■ ■ ■ INTERVENE	32nd of 53 (-91)	10th of 12 (-29)
----	--	---------------------	---------------------

Progress

The Progress domain measures growth on standardized assessments and progress towards graduation (for high schools only).

22%	■ ■ ■ ■ INTERVENE	31st of 53 (-75)	11th of 12 (-51)
-----	--	---------------------	---------------------

Climate

The Climate domain measures student engagement and school climate.

24%	■ ■ ■ ■ INTERVENE	40th of 54 (-76)	12th of 12 (-61)
-----	--	---------------------	---------------------

College & Career

The College & Career domain measures college and career readiness and post-secondary outcomes.

24%	■ ■ ■ ■ INTERVENE	39th of 53 (-76)	12th of 12 (-65)
-----	--	---------------------	---------------------

Coming in 2014-2015

Equity

The Equity domain will measure growth on standardized assessments for the lowest performers in a school.

Educator Effectiveness

The Educator Effectiveness domain will measure the effectiveness of school staff.

Stakeholder Feedback

The Stakeholder Feedback domain will measure the engagement and satisfaction of parents, students, and teachers using feedback from the District-wide Surveys.

Science Leadership Academy

Address	55 N. 22nd St. Philadelphia, PA 19103	Grade Range	9-12
Phone / Fax	215.979.5620 / 215.567.2809	Comprehensive CTE	No
Website	www.sla.fi.edu	Admissions Category	Special Admission
		Turnaround Model	N/A

Welcome

The School Progress Report (SPR) provides parents, families, and community members with valuable information on the progress schools are making towards District-wide goals. Each school receives a score and a corresponding performance tier at the overall and domain levels. Each school also receives two rankings: one within all schools of the same grade configuration (City Rank) and one within a peer group of schools with similar student demographics (Peer Rank). A school is designated a City Leader if it ranks first among all schools with the same grade configuration. A school is designated a Peer Leader if it ranks first in its peer group.

Scoring Summary

TIER: ■ ■ ■ ■ INTERVENE (0-24%) ■ ■ ■ WATCH (25-49%) ■ ■ ■ REINFORCE (50-74%) ■ ■ ■ MODEL (75-100%)

OVERALL

A school's overall score represents its combined performance on the Achievement, Progress, Climate, and College & Career (for high schools only) domains.

Score	Performance Tier	City Rank (Gap to Leader)	Peer Rank (Gap to Leader)
80%	<div><div></div><div></div><div></div><div style="background-color: blue;"></div></div> MODEL	4th of 53 (-16)	Peer Leader

Achievement

The Achievement domain measures performance on standardized assessments, including the DRA, PSSA, Keystone Exams, and ACCESS for ELLs.

51%	<div><div></div><div></div><div style="background-color: green;"></div><div></div></div> REINFORCE	6th of 53 (-47)	Peer Leader
-----	---	--------------------	-------------

Progress

The Progress domain measures growth on standardized assessments and progress towards graduation (for high schools only).

86%	<div><div></div><div></div><div></div><div style="background-color: blue;"></div></div> MODEL	3rd of 53 (-11)	Peer Leader
-----	--	--------------------	-------------

Climate

The Climate domain measures student engagement and school climate.

100%	<div><div></div><div></div><div></div><div style="background-color: blue;"></div></div> MODEL	City Leader	Peer Leader
------	--	-------------	-------------

College & Career

The College & Career domain measures college and career readiness and post-secondary outcomes.

93%	<div><div></div><div></div><div></div><div style="background-color: blue;"></div></div> MODEL	7th of 53 (-7)	2nd of 9 (-1)
-----	--	-------------------	------------------

Coming in 2014-2015

Equity

The Equity domain will measure growth on standardized assessments for the lowest performers in a school.

Educator Effectiveness

The Educator Effectiveness domain will measure the effectiveness of school staff.

Stakeholder Feedback

The Stakeholder Feedback domain will measure the engagement and satisfaction of parents, students, and teachers using feedback from the District-wide Surveys.

South Philadelphia High School

Address	2101 S. Broad St. Philadelphia, PA 19148	Grade Range	9-12
Phone / Fax	215.952.6220 / 215.551.2275	Comprehensive CTE	No
Website	www.philasd.org/schools/southphila	Admissions Category	Neighborhood
		Turnaround Model	N/A

Welcome




The School Progress Report (SPR) provides parents, families, and community members with valuable information on the progress schools are making towards District-wide goals. Each school receives a score and a corresponding performance tier at the overall and domain levels. Each school also receives two rankings: one within all schools of the same grade configuration (City Rank) and one within a peer group of schools with similar student demographics (Peer Rank). A school is designated a City Leader if it ranks first among all schools with the same grade configuration. A school is designated a Peer Leader if it ranks first in its peer group.

Scoring Summary

TIER:     INTERVENE (0-24%)    WATCH (25-49%)    REINFORCE (50-74%)    MODEL (75-100%)

OVERALL

A school's overall score represents its combined performance on the Achievement, Progress, Climate, and College & Career (for high schools only) domains.

Score	Performance Tier	City Rank (Gap to Leader)	Peer Rank (Gap to Leader)
11%	    INTERVENE	42nd of 53 (-85)	4th of 5 (-12)

Achievement

The Achievement domain measures performance on standardized assessments, including the DRA, PSSA, Keystone Exams, and ACCESS for ELLs.

5%	    INTERVENE	38th of 53 (-93)	4th of 5 (-7)
----	---	---------------------	------------------

Progress

The Progress domain measures growth on standardized assessments and progress towards graduation (for high schools only).

9%	    INTERVENE	46th of 53 (-88)	4th of 5 (-15)
----	---	---------------------	-------------------

Climate

The Climate domain measures student engagement and school climate.

26%	    WATCH	38th of 54 (-74)	4th of 5 (-9)
-----	---	---------------------	------------------

College & Career

The College & Career domain measures college and career readiness and post-secondary outcomes.

6%	    INTERVENE	46th of 53 (-94)	5th of 5 (-36)
----	---	---------------------	-------------------

Coming in 2014-2015

Equity

The Equity domain will measure growth on standardized assessments for the lowest performers in a school.

Educator Effectiveness

The Educator Effectiveness domain will measure the effectiveness of school staff.

Stakeholder Feedback

The Stakeholder Feedback domain will measure the engagement and satisfaction of parents, students, and teachers using feedback from the District-wide Surveys.

Stephen A. Douglas High School (CLOSED)

Address	Closed	Grade Range	9-12
Phone / Fax	Closed	Comprehensive CTE	No
Website	Closed	Admissions Category	Neighborhood
		Turnaround Model	N/A

Welcome

The School Progress Report (SPR) provides parents, families, and community members with valuable information on the progress schools are making towards District-wide goals. Each school receives a score and a corresponding performance tier at the overall and domain levels. Each school also receives two rankings: one within all schools of the same grade configuration (City Rank) and one within a peer group of schools with similar student demographics (Peer Rank). A school is designated a City Leader if it ranks first among all schools with the same grade configuration. A school is designated a Peer Leader if it ranks first in its peer group.

Scoring Summary

TIER: ■ ■ ■ ■ INTERVENE (0-24%) ■ ■ ■ WATCH (25-49%) ■ ■ ■ REINFORCE (50-74%) ■ ■ ■ MODEL (75-100%)

OVERALL

A school's overall score represents its combined performance on the Achievement, Progress, Climate, and College & Career (for high schools only) domains.

Score	Performance Tier	City Rank (Gap to Leader)	Peer Rank (Gap to Leader)
16%	■ ■ ■ ■ INTERVENE	35th of 53 (-80)	3rd of 5 (-7)

Achievement

The Achievement domain measures performance on standardized assessments, including the DRA, PSSA, Keystone Exams, and ACCESS for ELLs.

4%	■ ■ ■ ■ INTERVENE	40th of 53 (-94)	5th of 5 (-8)
----	--	---------------------	------------------

Progress

The Progress domain measures growth on standardized assessments and progress towards graduation (for high schools only).

13%	■ ■ ■ ■ INTERVENE	39th of 53 (-84)	3rd of 5 (-11)
-----	--	---------------------	-------------------

Climate

The Climate domain measures student engagement and school climate.

27%	■ ■ ■ ■ WATCH	37th of 54 (-73)	3rd of 5 (-8)
-----	--	---------------------	------------------

College & Career

The College & Career domain measures college and career readiness and post-secondary outcomes.

42%	■ ■ ■ ■ WATCH	32nd of 53 (-58)	Peer Leader
-----	--	---------------------	-------------

Coming in 2014-2015

Equity

The Equity domain will measure growth on standardized assessments for the lowest performers in a school.

Educator Effectiveness

The Educator Effectiveness domain will measure the effectiveness of school staff.

Stakeholder Feedback

The Stakeholder Feedback domain will measure the engagement and satisfaction of parents, students, and teachers using feedback from the District-wide Surveys.

Strawberry Mansion High School

Address	3133 Ridge Ave. Philadelphia, PA 19132	Grade Range	9-12
Phone / Fax	215.684.5089 / 215.684.5380	Comprehensive CTE	No
Website	N/A	Admissions Category	Neighborhood
		Turnaround Model	N/A

Welcome

The School Progress Report (SPR) provides parents, families, and community members with valuable information on the progress schools are making towards District-wide goals. Each school receives a score and a corresponding performance tier at the overall and domain levels. Each school also receives two rankings: one within all schools of the same grade configuration (City Rank) and one within a peer group of schools with similar student demographics (Peer Rank). A school is designated a City Leader if it ranks first among all schools with the same grade configuration. A school is designated a Peer Leader if it ranks first in its peer group.

Scoring Summary

TIER: ■ ■ ■ ■ INTERVENE (0-24%) ■ ■ ■ WATCH (25-49%) ■ ■ ■ REINFORCE (50-74%) ■ ■ ■ MODEL (75-100%)

OVERALL

A school's overall score represents its combined performance on the Achievement, Progress, Climate, and College & Career (for high schools only) domains.

Score	Performance Tier	City Rank (Gap to Leader)	Peer Rank (Gap to Leader)
Less than 10%	■ ■ ■ ■ INTERVENE	53rd of 53 (N/A)	19th of 19 (N/A)

Achievement

The Achievement domain measures performance on standardized assessments, including the DRA, PSSA, Keystone Exams, and ACCESS for ELLs.

Less than 10%	■ ■ ■ ■ INTERVENE	46th of 53 (N/A)	13th of 19 (N/A)
---------------	--	---------------------	---------------------

Progress

The Progress domain measures growth on standardized assessments and progress towards graduation (for high schools only).

Less than 10%	■ ■ ■ ■ INTERVENE	53rd of 53 (N/A)	19th of 19 (N/A)
---------------	--	---------------------	---------------------

Climate

The Climate domain measures student engagement and school climate.

Less than 10%	■ ■ ■ ■ INTERVENE	54th of 54 (N/A)	19th of 19 (N/A)
---------------	--	---------------------	---------------------

College & Career

The College & Career domain measures college and career readiness and post-secondary outcomes.

Less than 10%	■ ■ ■ ■ INTERVENE	49th of 53 (N/A)	14th of 18 (N/A)
---------------	--	---------------------	---------------------

Coming in 2014-2015

Equity

The Equity domain will measure growth on standardized assessments for the lowest performers in a school.

Educator Effectiveness

The Educator Effectiveness domain will measure the effectiveness of school staff.

Stakeholder Feedback

The Stakeholder Feedback domain will measure the engagement and satisfaction of parents, students, and teachers using feedback from the District-wide Surveys.

Swenson Arts and Technology High School

Address 2750 Red Lion Rd.
Philadelphia, PA 19114

Phone / Fax 215.961.2009 / 215.961.2081

Website www.swenson.phila.k12.pa.us

Grade Range 9-12

Comprehensive CTE Yes

Admissions Category Citywide

Turnaround Model N/A

Welcome

The School Progress Report (SPR) provides parents, families, and community members with valuable information on the progress schools are making towards District-wide goals. Each school receives a score and a corresponding performance tier at the overall and domain levels. Each school also receives two rankings: one within all schools of the same grade configuration (City Rank) and one within a peer group of schools with similar student demographics (Peer Rank). A school is designated a City Leader if it ranks first among all schools with the same grade configuration. A school is designated a Peer Leader if it ranks first in its peer group.

Scoring Summary

TIER: ■ ■ ■ ■ INTERVENE (0-24%) ■ ■ ■ ■ WATCH (25-49%) ■ ■ ■ ■ REINFORCE (50-74%) ■ ■ ■ ■ MODEL (75-100%)

OVERALL

A school's overall score represents its combined performance on the Achievement, Progress, Climate, and College & Career (for high schools only) domains.

Score	Performance Tier	City Rank (Gap to Leader)	Peer Rank (Gap to Leader)
41%	■ ■ ■ ■ WATCH	20th of 53 (-55)	5th of 8 (-39)

Achievement

The Achievement domain measures performance on standardized assessments, including the DRA, PSSA, Keystone Exams, and ACCESS for ELLs.

21%	■ ■ ■ ■ INTERVENE	21st of 53 (-77)	6th of 8 (-30)
-----	--	---------------------	-------------------

Progress

The Progress domain measures growth on standardized assessments and progress towards graduation (for high schools only).

30%	■ ■ ■ ■ WATCH	21st of 53 (-67)	5th of 8 (-56)
-----	--	---------------------	-------------------

Climate

The Climate domain measures student engagement and school climate.

77%	■ ■ ■ ■ MODEL	13th of 54 (-23)	5th of 9 (-23)
-----	--	---------------------	-------------------

College & Career

The College & Career domain measures college and career readiness and post-secondary outcomes.

64%	■ ■ ■ ■ REINFORCE	21st of 53 (-36)	5th of 9 (-30)
-----	--	---------------------	-------------------

Coming in 2014-2015

Equity

The Equity domain will measure growth on standardized assessments for the lowest performers in a school.

Educator Effectiveness

The Educator Effectiveness domain will measure the effectiveness of school staff.

Stakeholder Feedback

The Stakeholder Feedback domain will measure the engagement and satisfaction of parents, students, and teachers using feedback from the District-wide Surveys.

Thomas A. Edison High School

Address	151 W. Luzerne St. Philadelphia, PA 19140	Grade Range	9-12
Phone / Fax	215.324.9599 / 215.329.5824	Comprehensive CTE	No
Website	www.philasd.org/schools/edison	Admissions Category	Neighborhood
		Turnaround Model	N/A

Welcome

The School Progress Report (SPR) provides parents, families, and community members with valuable information on the progress schools are making towards District-wide goals. Each school receives a score and a corresponding performance tier at the overall and domain levels. Each school also receives two rankings: one within all schools of the same grade configuration (City Rank) and one within a peer group of schools with similar student demographics (Peer Rank). A school is designated a City Leader if it ranks first among all schools with the same grade configuration. A school is designated a Peer Leader if it ranks first in its peer group.

Scoring Summary

TIER: ■ ■ ■ ■ INTERVENE (0-24%) ■ ■ ■ WATCH (25-49%) ■ ■ ■ REINFORCE (50-74%) ■ ■ ■ MODEL (75-100%)

OVERALL

A school's overall score represents its combined performance on the Achievement, Progress, Climate, and College & Career (for high schools only) domains.

Score	Performance Tier	City Rank (Gap to Leader)	Peer Rank (Gap to Leader)
11%	■ ■ ■ ■ INTERVENE	42nd of 53 (-85)	10th of 19 (-21)

Achievement

The Achievement domain measures performance on standardized assessments, including the DRA, PSSA, Keystone Exams, and ACCESS for ELLs.

1%	■ ■ ■ ■ INTERVENE	50th of 53 (-97)	16th of 19 (-11)
----	--	---------------------	---------------------

Progress

The Progress domain measures growth on standardized assessments and progress towards graduation (for high schools only).

16%	■ ■ ■ ■ INTERVENE	35th of 53 (-81)	5th of 19 (-11)
-----	--	---------------------	--------------------

Climate

The Climate domain measures student engagement and school climate.

22%	■ ■ ■ ■ INTERVENE	42nd of 54 (-78)	8th of 19 (-45)
-----	--	---------------------	--------------------

College & Career

The College & Career domain measures college and career readiness and post-secondary outcomes.

0%	■ ■ ■ ■ INTERVENE	49th of 53 (-100)	14th of 18 (-59)
----	--	----------------------	---------------------

Coming in 2014-2015

Equity

The Equity domain will measure growth on standardized assessments for the lowest performers in a school.

Educator Effectiveness

The Educator Effectiveness domain will measure the effectiveness of school staff.

Stakeholder Feedback

The Stakeholder Feedback domain will measure the engagement and satisfaction of parents, students, and teachers using feedback from the District-wide Surveys.

University City High School (CLOSED)

Address Closed

Grade Range 9-12

Phone / Fax Closed

Comprehensive CTE No

Website Closed

Admissions Category Neighborhood

Turnaround Model Promise Academy

Welcome




The School Progress Report (SPR) provides parents, families, and community members with valuable information on the progress schools are making towards District-wide goals. Each school receives a score and a corresponding performance tier at the overall and domain levels. Each school also receives two rankings: one within all schools of the same grade configuration (City Rank) and one within a peer group of schools with similar student demographics (Peer Rank). A school is designated a City Leader if it ranks first among all schools with the same grade configuration. A school is designated a Peer Leader if it ranks first in its peer group.

Scoring Summary

TIER:     INTERVENE (0-24%)     WATCH (25-49%)     REINFORCE (50-74%)     MODEL (75-100%)

OVERALL

A school's overall score represents its combined performance on the Achievement, Progress, Climate, and College & Career (for high schools only) domains.

Score	Performance Tier	City Rank (Gap to Leader)	Peer Rank (Gap to Leader)
14%	    INTERVENE	39th of 53 (-82)	7th of 19 (-18)

Achievement

The Achievement domain measures performance on standardized assessments, including the DRA, PSSA, Keystone Exams, and ACCESS for ELLs.

3%	    INTERVENE	41st of 53 (-95)	9th of 19 (-9)
----	---	---------------------	-------------------

Progress

The Progress domain measures growth on standardized assessments and progress towards graduation (for high schools only).

15%	    INTERVENE	36th of 53 (-82)	6th of 19 (-12)
-----	---	---------------------	--------------------

Climate

The Climate domain measures student engagement and school climate.

23%	    INTERVENE	41st of 54 (-77)	7th of 19 (-44)
-----	---	---------------------	--------------------

College & Career

The College & Career domain measures college and career readiness and post-secondary outcomes.

27%	    WATCH	38th of 53 (-73)	7th of 18 (-32)
-----	---	---------------------	--------------------

Coming in 2014-2015

Equity

The Equity domain will measure growth on standardized assessments for the lowest performers in a school.

Educator Effectiveness

The Educator Effectiveness domain will measure the effectiveness of school staff.

Stakeholder Feedback

The Stakeholder Feedback domain will measure the engagement and satisfaction of parents, students, and teachers using feedback from the District-wide Surveys.

Vaux High School (CLOSED)

Address	Closed	Grade Range	9-12
Phone / Fax	Closed	Comprehensive CTE	No
Website	Closed	Admissions Category	Neighborhood
		Turnaround Model	Promise Academy

Welcome

The School Progress Report (SPR) provides parents, families, and community members with valuable information on the progress schools are making towards District-wide goals. Each school receives a score and a corresponding performance tier at the overall and domain levels. Each school also receives two rankings: one within all schools of the same grade configuration (City Rank) and one within a peer group of schools with similar student demographics (Peer Rank). A school is designated a City Leader if it ranks first among all schools with the same grade configuration. A school is designated a Peer Leader if it ranks first in its peer group.

Scoring Summary

TIER: ■ ■ ■ ■ INTERVENE (0-24%) ■ ■ ■ WATCH (25-49%) ■ ■ ■ REINFORCE (50-74%) ■ ■ ■ MODEL (75-100%)

OVERALL

A school's overall score represents its combined performance on the Achievement, Progress, Climate, and College & Career (for high schools only) domains.

Score	Performance Tier	City Rank (Gap to Leader)	Peer Rank (Gap to Leader)
12%	■ ■ ■ ■ INTERVENE	40th of 53 (-84)	8th of 19 (-20)

Achievement

The Achievement domain measures performance on standardized assessments, including the DRA, PSSA, Keystone Exams, and ACCESS for ELLs.

2%	■ ■ ■ ■ INTERVENE	46th of 53 (-96)	13th of 19 (-10)
----	---	---------------------	---------------------

Progress

The Progress domain measures growth on standardized assessments and progress towards graduation (for high schools only).

15%	■ ■ ■ ■ INTERVENE	36th of 53 (-82)	6th of 19 (-12)
-----	---	---------------------	--------------------

Climate

The Climate domain measures student engagement and school climate.

11%	■ ■ ■ ■ INTERVENE	49th of 54 (-89)	14th of 19 (-56)
-----	---	---------------------	---------------------

College & Career

The College & Career domain measures college and career readiness and post-secondary outcomes.

38%	■ ■ ■ ■ WATCH	34th of 53 (-62)	5th of 18 (-21)
-----	---	---------------------	--------------------

Coming in 2014-2015

Equity

The Equity domain will measure growth on standardized assessments for the lowest performers in a school.

Educator Effectiveness

The Educator Effectiveness domain will measure the effectiveness of school staff.

Stakeholder Feedback

The Stakeholder Feedback domain will measure the engagement and satisfaction of parents, students, and teachers using feedback from the District-wide Surveys.

Walter B. Saul High School

Address	7100 Henry Ave. Philadelphia, PA 19128	Grade Range	9-12
Phone / Fax	215.487.4467 / 215.487.4844	Comprehensive CTE	Yes
Website	www.philasd.org/schools/saul	Admissions Category	Special Admission
		Turnaround Model	N/A

Welcome

The School Progress Report (SPR) provides parents, families, and community members with valuable information on the progress schools are making towards District-wide goals. Each school receives a score and a corresponding performance tier at the overall and domain levels. Each school also receives two rankings: one within all schools of the same grade configuration (City Rank) and one within a peer group of schools with similar student demographics (Peer Rank). A school is designated a City Leader if it ranks first among all schools with the same grade configuration. A school is designated a Peer Leader if it ranks first in its peer group.

Scoring Summary

TIER: ■ □ □ □ INTERVENE (0-24%) ■ □ □ □ WATCH (25-49%) ■ □ □ □ REINFORCE (50-74%) ■ □ □ □ MODEL (75-100%)

OVERALL

A school's overall score represents its combined performance on the Achievement, Progress, Climate, and College & Career (for high schools only) domains.

Score	Performance Tier	City Rank (Gap to Leader)	Peer Rank (Gap to Leader)
58%	□ □ ■ □ REINFORCE	13th of 53 (-38)	4th of 5 (-29)

Achievement

The Achievement domain measures performance on standardized assessments, including the DRA, PSSA, Keystone Exams, and ACCESS for ELLs.

35%	□ ■ □ □ WATCH	12th of 53 (-63)	4th of 5 (-35)
-----	--	---------------------	-------------------

Progress

The Progress domain measures growth on standardized assessments and progress towards graduation (for high schools only).

57%	□ □ ■ □ REINFORCE	11th of 53 (-40)	3rd of 5 (-33)
-----	--	---------------------	-------------------

Climate

The Climate domain measures student engagement and school climate.

77%	□ □ □ ■ MODEL	13th of 54 (-23)	3rd of 5 (-20)
-----	--	---------------------	-------------------

College & Career

The College & Career domain measures college and career readiness and post-secondary outcomes.

76%	□ □ □ ■ MODEL	17th of 53 (-24)	5th of 5 (-22)
-----	--	---------------------	-------------------

Coming in 2014-2015

Equity

The Equity domain will measure growth on standardized assessments for the lowest performers in a school.

Educator Effectiveness

The Educator Effectiveness domain will measure the effectiveness of school staff.

Stakeholder Feedback

The Stakeholder Feedback domain will measure the engagement and satisfaction of parents, students, and teachers using feedback from the District-wide Surveys.

West Philadelphia High School

Address	4901 Chestnut St. Philadelphia, PA 19139	Grade Range	9-12
Phone / Fax	215.471.2902 / 215.471.6402	Comprehensive CTE	No
Website	www.philasd.org/schools/westphila	Admissions Category	Neighborhood
		Turnaround Model	Promise Academy

Welcome




The School Progress Report (SPR) provides parents, families, and community members with valuable information on the progress schools are making towards District-wide goals. Each school receives a score and a corresponding performance tier at the overall and domain levels. Each school also receives two rankings: one within all schools of the same grade configuration (City Rank) and one within a peer group of schools with similar student demographics (Peer Rank). A school is designated a City Leader if it ranks first among all schools with the same grade configuration. A school is designated a Peer Leader if it ranks first in its peer group.

Scoring Summary

TIER:     INTERVENE (0-24%)    WATCH (25-49%)    REINFORCE (50-74%)    MODEL (75-100%)

OVERALL

A school's overall score represents its combined performance on the Achievement, Progress, Climate, and College & Career (for high schools only) domains.

Score	Performance Tier	City Rank (Gap to Leader)	Peer Rank (Gap to Leader)
Less than 10%	    INTERVENE	49th of 53 (N/A)	15th of 19 (N/A)

Achievement

The Achievement domain measures performance on standardized assessments, including the DRA, PSSA, Keystone Exams, and ACCESS for ELLs.

Less than 10%	    INTERVENE	41st of 53 (N/A)	9th of 19 (N/A)
---------------	--	---------------------	--------------------

Progress

The Progress domain measures growth on standardized assessments and progress towards graduation (for high schools only).

10%	    INTERVENE	45th of 53 (-87)	13th of 19 (-17)
-----	--	---------------------	---------------------

Climate

The Climate domain measures student engagement and school climate.

Less than 10%	    INTERVENE	53rd of 54 (N/A)	18th of 19 (N/A)
---------------	--	---------------------	---------------------

College & Career

The College & Career domain measures college and career readiness and post-secondary outcomes.

19%	    INTERVENE	41st of 53 (-81)	8th of 18 (-40)
-----	--	---------------------	--------------------

Coming in 2014-2015

Equity

The Equity domain will measure growth on standardized assessments for the lowest performers in a school.

Educator Effectiveness

The Educator Effectiveness domain will measure the effectiveness of school staff.

Stakeholder Feedback

The Stakeholder Feedback domain will measure the engagement and satisfaction of parents, students, and teachers using feedback from the District-wide Surveys.

William L. Sayre High School

Address	5800 Walnut St. Philadelphia, PA 19139	Grade Range	9-12
Phone / Fax	215.471.2904 / 215.471.3486	Comprehensive CTE	No
Website	www.philasd.org/schools/sayre	Admissions Category	Neighborhood
		Turnaround Model	N/A

Welcome





The School Progress Report (SPR) provides parents, families, and community members with valuable information on the progress schools are making towards District-wide goals. Each school receives a score and a corresponding performance tier at the overall and domain levels. Each school also receives two rankings: one within all schools of the same grade configuration (City Rank) and one within a peer group of schools with similar student demographics (Peer Rank). A school is designated a City Leader if it ranks first among all schools with the same grade configuration. A school is designated a Peer Leader if it ranks first in its peer group.

Scoring Summary

TIER:     INTERVENE (0-24%)     WATCH (25-49%)     REINFORCE (50-74%)     MODEL (75-100%)

OVERALL

A school's overall score represents its combined performance on the Achievement, Progress, Climate, and College & Career (for high schools only) domains.

Score	Performance Tier	City Rank (Gap to Leader)	Peer Rank (Gap to Leader)
Less than 10%	    INTERVENE	52nd of 53 (N/A)	18th of 19 (N/A)

Achievement

The Achievement domain measures performance on standardized assessments, including the DRA, PSSA, Keystone Exams, and ACCESS for ELLs.

Less than 10%	    INTERVENE	50th of 53 (N/A)	16th of 19 (N/A)
---------------	---	---------------------	---------------------

Progress

The Progress domain measures growth on standardized assessments and progress towards graduation (for high schools only).

Less than 10%	    INTERVENE	51st of 53 (N/A)	17th of 19 (N/A)
---------------	---	---------------------	---------------------

Climate

The Climate domain measures student engagement and school climate.

Less than 10%	    INTERVENE	52nd of 54 (N/A)	17th of 19 (N/A)
---------------	---	---------------------	---------------------

College & Career

The College & Career domain measures college and career readiness and post-secondary outcomes.

Less than 10%	    INTERVENE	49th of 53 (N/A)	14th of 18 (N/A)
---------------	---	---------------------	---------------------

Coming in 2014-2015

Equity

The Equity domain will measure growth on standardized assessments for the lowest performers in a school.

Educator Effectiveness

The Educator Effectiveness domain will measure the effectiveness of school staff.

Stakeholder Feedback

The Stakeholder Feedback domain will measure the engagement and satisfaction of parents, students, and teachers using feedback from the District-wide Surveys.

William W. Bodine High School

Address	1101 N. 4th St. Philadelphia, PA 19123	Grade Range	9-12
Phone / Fax	215.351.7332 / 215.351.7370	Comprehensive CTE	No
Website	www.philasd.org/schools/bodine	Admissions Category	Special Admission
		Turnaround Model	N/A

Welcome

The School Progress Report (SPR) provides parents, families, and community members with valuable information on the progress schools are making towards District-wide goals. Each school receives a score and a corresponding performance tier at the overall and domain levels. Each school also receives two rankings: one within all schools of the same grade configuration (City Rank) and one within a peer group of schools with similar student demographics (Peer Rank). A school is designated a City Leader if it ranks first among all schools with the same grade configuration. A school is designated a Peer Leader if it ranks first in its peer group.

Scoring Summary

TIER: ■ ■ ■ ■ INTERVENE (0-24%) ■ ■ ■ WATCH (25-49%) ■ ■ ■ REINFORCE (50-74%) ■ ■ ■ MODEL (75-100%)

OVERALL

A school's overall score represents its combined performance on the Achievement, Progress, Climate, and College & Career (for high schools only) domains.

Score	Performance Tier	City Rank (Gap to Leader)	Peer Rank (Gap to Leader)
77%	■ ■ ■ ■ MODEL	5th of 53 (-19)	2nd of 5 (-10)

Achievement

The Achievement domain measures performance on standardized assessments, including the DRA, PSSA, Keystone Exams, and ACCESS for ELLs.

62%	■ ■ ■ ■ REINFORCE	5th of 53 (-36)	2nd of 5 (-8)
-----	--	--------------------	------------------

Progress

The Progress domain measures growth on standardized assessments and progress towards graduation (for high schools only).

80%	■ ■ ■ ■ MODEL	5th of 53 (-17)	2nd of 5 (-10)
-----	--	--------------------	-------------------

Climate

The Climate domain measures student engagement and school climate.

85%	■ ■ ■ ■ MODEL	9th of 54 (-15)	2nd of 5 (-12)
-----	--	--------------------	-------------------

College & Career

The College & Career domain measures college and career readiness and post-secondary outcomes.

87%	■ ■ ■ ■ MODEL	12th of 53 (-13)	4th of 5 (-11)
-----	--	---------------------	-------------------

Coming in 2014-2015

Equity

The Equity domain will measure growth on standardized assessments for the lowest performers in a school.

Educator Effectiveness

The Educator Effectiveness domain will measure the effectiveness of school staff.

Stakeholder Feedback

The Stakeholder Feedback domain will measure the engagement and satisfaction of parents, students, and teachers using feedback from the District-wide Surveys.