

A.L. Fitzpatrick School

Address	11061 Knights Rd. Philadelphia, PA 19154	Grade Range	K-8
Phone / Fax	215.281.2602 / 215.281.3330	Comprehensive CTE	No
Website	www.philasd.org/schools/Fitzpatrick	Admissions Category	Neighborhood
		Turnaround Model	N/A

Welcome

The School Progress Report (SPR) provides parents, families, and community members with valuable information on the progress schools are making towards District-wide goals. Each school receives a score and a corresponding performance tier at the overall and domain levels. Each school also receives two rankings: one within all schools of the same grade configuration (City Rank) and one within a peer group of schools with similar student demographics (Peer Rank). A school is designated a City Leader if it ranks first among all schools with the same grade configuration. A school is designated a Peer Leader if it ranks first in its peer group.

Scoring Summary

TIER: ■ ■ ■ ■ INTERVENE (0-24%) ■ ■ ■ ■ WATCH (25-49%) ■ ■ ■ ■ REINFORCE (50-74%) ■ ■ ■ ■ MODEL (75-100%)

OVERALL

A school's overall score represents its combined performance on the Achievement, Progress, Climate, and College & Career (for high schools only) domains.

Score	Performance Tier	City Rank (Gap to Leader)	Peer Rank (Gap to Leader)
42%	■ ■ ■ ■ WATCH	39th of 98 (-39)	9th of 9 (-39)

Achievement

The Achievement domain measures performance on standardized assessments, including the DRA, PSSA, Keystone Exams, and ACCESS for ELLs.

55%	■ ■ ■ ■ REINFORCE	13th of 98 (-33)	9th of 9 (-33)
-----	--	---------------------	-------------------

Progress

The Progress domain measures growth on standardized assessments and progress towards graduation (for high schools only).

26%	■ ■ ■ ■ WATCH	62nd of 98 (-63)	6th of 9 (-52)
-----	--	---------------------	-------------------

Climate

The Climate domain measures student engagement and school climate.

60%	■ ■ ■ ■ REINFORCE	32nd of 98 (-40)	9th of 9 (-40)
-----	--	---------------------	-------------------

Coming in 2014-2015

Equity

The Equity domain will measure growth on standardized assessments for the lowest performers in a school.

Educator Effectiveness

The Educator Effectiveness domain will measure the effectiveness of school staff.

Stakeholder Feedback

The Stakeholder Feedback domain will measure the engagement and satisfaction of parents, students, and teachers using feedback from the District-wide Surveys.

Abigail Vare School

Address	1198 S. 5th St. Philadelphia, PA 19147	Grade Range	K-8
Phone / Fax	215.952.8620 / 215.952.8508	Comprehensive CTE	No
Website	www.philasd.org/schools/avare	Admissions Category	Neighborhood
		Turnaround Model	N/A

Welcome

The School Progress Report (SPR) provides parents, families, and community members with valuable information on the progress schools are making towards District-wide goals. Each school receives a score and a corresponding performance tier at the overall and domain levels. Each school also receives two rankings: one within all schools of the same grade configuration (City Rank) and one within a peer group of schools with similar student demographics (Peer Rank). A school is designated a City Leader if it ranks first among all schools with the same grade configuration. A school is designated a Peer Leader if it ranks first in its peer group.

Scoring Summary

TIER: ■ ■ ■ ■ INTERVENE (0-24%) ■ ■ ■ ■ WATCH (25-49%) ■ ■ ■ ■ REINFORCE (50-74%) ■ ■ ■ ■ MODEL (75-100%)

OVERALL

A school's overall score represents its combined performance on the Achievement, Progress, Climate, and College & Career (for high schools only) domains.

Score	Performance Tier	City Rank (Gap to Leader)	Peer Rank (Gap to Leader)
44%	■ ■ ■ ■ WATCH	34th of 98 (-37)	2nd of 9 (-6)

Achievement

The Achievement domain measures performance on standardized assessments, including the DRA, PSSA, Keystone Exams, and ACCESS for ELLs.

40%	■ ■ ■ ■ WATCH	23rd of 98 (-48)	2nd of 9 (-1)
-----	--	---------------------	------------------

Progress

The Progress domain measures growth on standardized assessments and progress towards graduation (for high schools only).

44%	■ ■ ■ ■ WATCH	41st of 98 (-45)	2nd of 9 (-9)
-----	--	---------------------	------------------

Climate

The Climate domain measures student engagement and school climate.

52%	■ ■ ■ ■ REINFORCE	43rd of 98 (-48)	5th of 9 (-43)
-----	--	---------------------	-------------------

Coming in 2014-2015

Equity

The Equity domain will measure growth on standardized assessments for the lowest performers in a school.

Educator Effectiveness

The Educator Effectiveness domain will measure the effectiveness of school staff.

Stakeholder Feedback

The Stakeholder Feedback domain will measure the engagement and satisfaction of parents, students, and teachers using feedback from the District-wide Surveys.

Add B. Anderson School

Address	1034 S. 60th St. Philadelphia, PA 19143	Grade Range	K-8
Phone / Fax	215.471.2903 / 215.471.6718	Comprehensive CTE	No
Website	www.philasd.org/schools/anderson	Admissions Category	Neighborhood
		Turnaround Model	N/A

Welcome





The School Progress Report (SPR) provides parents, families, and community members with valuable information on the progress schools are making towards District-wide goals. Each school receives a score and a corresponding performance tier at the overall and domain levels. Each school also receives two rankings: one within all schools of the same grade configuration (City Rank) and one within a peer group of schools with similar student demographics (Peer Rank). A school is designated a City Leader if it ranks first among all schools with the same grade configuration. A school is designated a Peer Leader if it ranks first in its peer group.

Scoring Summary

TIER:     INTERVENE (0-24%)    WATCH (25-49%)    REINFORCE (50-74%)    MODEL (75-100%)

OVERALL

A school's overall score represents its combined performance on the Achievement, Progress, Climate, and College & Career (for high schools only) domains.

Score	Performance Tier	City Rank (Gap to Leader)	Peer Rank (Gap to Leader)
14%	    INTERVENE	88th of 98 (-67)	21st of 21 (-55)

Achievement

The Achievement domain measures performance on standardized assessments, including the DRA, PSSA, Keystone Exams, and ACCESS for ELLs.

14%	    INTERVENE	68th of 98 (-74)	20th of 21 (-37)
-----	---	---------------------	---------------------

Progress

The Progress domain measures growth on standardized assessments and progress towards graduation (for high schools only).

9%	    INTERVENE	89th of 98 (-80)	20th of 21 (-78)
----	---	---------------------	---------------------

Climate

The Climate domain measures student engagement and school climate.

27%	    WATCH	78th of 98 (-73)	21st of 21 (-46)
-----	---	---------------------	---------------------

Coming in 2014-2015

Equity

The Equity domain will measure growth on standardized assessments for the lowest performers in a school.

Educator Effectiveness

The Educator Effectiveness domain will measure the effectiveness of school staff.

Stakeholder Feedback

The Stakeholder Feedback domain will measure the engagement and satisfaction of parents, students, and teachers using feedback from the District-wide Surveys.

Alain Locke School

Address 4550 Haverford Ave.

Philadelphia, PA 19139

Phone / Fax 215.823.8202 / 215.823.5721

Website www.philasd.org/schools/locke

Grade Range K-8

Comprehensive CTE No

Admissions Category Neighborhood

Turnaround Model N/A

Welcome





The School Progress Report (SPR) provides parents, families, and community members with valuable information on the progress schools are making towards District-wide goals. Each school receives a score and a corresponding performance tier at the overall and domain levels. Each school also receives two rankings: one within all schools of the same grade configuration (City Rank) and one within a peer group of schools with similar student demographics (Peer Rank). A school is designated a City Leader if it ranks first among all schools with the same grade configuration. A school is designated a Peer Leader if it ranks first in its peer group.

Scoring Summary

TIER:     INTERVENE (0-24%)     WATCH (25-49%)     REINFORCE (50-74%)     MODEL (75-100%)

OVERALL

A school's overall score represents its combined performance on the Achievement, Progress, Climate, and College & Career (for high schools only) domains.

Score	Performance Tier	City Rank (Gap to Leader)	Peer Rank (Gap to Leader)
Less than 10%	    INTERVENE	98th of 98 (N/A)	45th of 45 (N/A)

Achievement

The Achievement domain measures performance on standardized assessments, including the DRA, PSSA, Keystone Exams, and ACCESS for ELLs.

Less than 10%	    INTERVENE	97th of 98 (N/A)	44th of 45 (N/A)
---------------	--	---------------------	---------------------

Progress

The Progress domain measures growth on standardized assessments and progress towards graduation (for high schools only).

Less than 10%	    INTERVENE	96th of 98 (N/A)	44th of 45 (N/A)
---------------	--	---------------------	---------------------

Climate

The Climate domain measures student engagement and school climate.

Less than 10%	    INTERVENE	95th of 98 (N/A)	42nd of 45 (N/A)
---------------	--	---------------------	---------------------

Coming in 2014-2015

Equity

The Equity domain will measure growth on standardized assessments for the lowest performers in a school.

Educator Effectiveness

The Educator Effectiveness domain will measure the effectiveness of school staff.

Stakeholder Feedback

The Stakeholder Feedback domain will measure the engagement and satisfaction of parents, students, and teachers using feedback from the District-wide Surveys.

Albert M. Greenfield School

Address	2200 Chestnut St. Philadelphia, PA 19103	Grade Range	K-8
Phone / Fax	215.299.3566 / 215.299.3567	Comprehensive CTE	No
Website	www.centercityschools.com/Greenfield/	Admissions Category	Neighborhood
		Turnaround Model	N/A

Welcome

The School Progress Report (SPR) provides parents, families, and community members with valuable information on the progress schools are making towards District-wide goals. Each school receives a score and a corresponding performance tier at the overall and domain levels. Each school also receives two rankings: one within all schools of the same grade configuration (City Rank) and one within a peer group of schools with similar student demographics (Peer Rank). A school is designated a City Leader if it ranks first among all schools with the same grade configuration. A school is designated a Peer Leader if it ranks first in its peer group.

Scoring Summary

TIER: ■ ■ ■ ■ INTERVENE (0-24%) ■ ■ ■ WATCH (25-49%) ■ ■ ■ REINFORCE (50-74%) ■ ■ ■ MODEL (75-100%)

OVERALL

A school's overall score represents its combined performance on the Achievement, Progress, Climate, and College & Career (for high schools only) domains.

Score	Performance Tier	City Rank (Gap to Leader)	Peer Rank (Gap to Leader)
51%	■ ■ ■ ■ REINFORCE	20th of 98 (-30)	6th of 9 (-30)

Achievement

The Achievement domain measures performance on standardized assessments, including the DRA, PSSA, Keystone Exams, and ACCESS for ELLs.

70%	■ ■ ■ ■ REINFORCE	6th of 98 (-18)	5th of 9 (-18)
-----	--	--------------------	-------------------

Progress

The Progress domain measures growth on standardized assessments and progress towards graduation (for high schools only).

19%	■ ■ ■ ■ INTERVENE	73rd of 98 (-70)	8th of 9 (-59)
-----	--	---------------------	-------------------

Climate

The Climate domain measures student engagement and school climate.

100%	■ ■ ■ ■ MODEL	City Leader	Peer Leader
------	--	-------------	-------------

Coming in 2014-2015

Equity

The Equity domain will measure growth on standardized assessments for the lowest performers in a school.

Educator Effectiveness

The Educator Effectiveness domain will measure the effectiveness of school staff.

Stakeholder Feedback

The Stakeholder Feedback domain will measure the engagement and satisfaction of parents, students, and teachers using feedback from the District-wide Surveys.

Alexander Adaire School

Address	1300 E. Palmer St. Philadelphia, PA 19125	Grade Range	K-8
Phone / Fax	215.291.4712 / 215.291.6350	Comprehensive CTE	No
Website	N/A	Admissions Category	Neighborhood
		Turnaround Model	N/A

Welcome

The School Progress Report (SPR) provides parents, families, and community members with valuable information on the progress schools are making towards District-wide goals. Each school receives a score and a corresponding performance tier at the overall and domain levels. Each school also receives two rankings: one within all schools of the same grade configuration (City Rank) and one within a peer group of schools with similar student demographics (Peer Rank). A school is designated a City Leader if it ranks first among all schools with the same grade configuration. A school is designated a Peer Leader if it ranks first in its peer group.

Scoring Summary

TIER: ■ ■ ■ ■ INTERVENE (0-24%) ■ ■ ■ ■ WATCH (25-49%) ■ ■ ■ ■ REINFORCE (50-74%) ■ ■ ■ ■ MODEL (75-100%)

OVERALL

A school's overall score represents its combined performance on the Achievement, Progress, Climate, and College & Career (for high schools only) domains.

Score	Performance Tier	City Rank (Gap to Leader)	Peer Rank (Gap to Leader)
51%	■ ■ ■ ■ REINFORCE	20th of 98 (-30)	8th of 9 (-28)

Achievement

The Achievement domain measures performance on standardized assessments, including the DRA, PSSA, Keystone Exams, and ACCESS for ELLs.

46%	■ ■ ■ ■ WATCH	19th of 98 (-42)	6th of 9 (-28)
-----	---	---------------------	-------------------

Progress

The Progress domain measures growth on standardized assessments and progress towards graduation (for high schools only).

52%	■ ■ ■ ■ REINFORCE	32nd of 98 (-37)	6th of 9 (-37)
-----	---	---------------------	-------------------

Climate

The Climate domain measures student engagement and school climate.

57%	■ ■ ■ ■ REINFORCE	37th of 98 (-43)	9th of 9 (-43)
-----	---	---------------------	-------------------

Coming in 2014-2015

Equity

The Equity domain will measure growth on standardized assessments for the lowest performers in a school.

Educator Effectiveness

The Educator Effectiveness domain will measure the effectiveness of school staff.

Stakeholder Feedback

The Stakeholder Feedback domain will measure the engagement and satisfaction of parents, students, and teachers using feedback from the District-wide Surveys.

Andrew Hamilton School

Address	5640 Spruce St. Philadelphia, PA 19139	Grade Range	K-8
Phone / Fax	215.471.2911 / 215.471.2724	Comprehensive CTE	No
Website	www.philasd.org/schools/hamilton	Admissions Category	Neighborhood
		Turnaround Model	N/A

Welcome

The School Progress Report (SPR) provides parents, families, and community members with valuable information on the progress schools are making towards District-wide goals. Each school receives a score and a corresponding performance tier at the overall and domain levels. Each school also receives two rankings: one within all schools of the same grade configuration (City Rank) and one within a peer group of schools with similar student demographics (Peer Rank). A school is designated a City Leader if it ranks first among all schools with the same grade configuration. A school is designated a Peer Leader if it ranks first in its peer group.

Scoring Summary

TIER: ■ □ □ □ INTERVENE (0-24%) ■ □ □ □ WATCH (25-49%) ■ □ □ □ REINFORCE (50-74%) ■ □ □ □ MODEL (75-100%)

OVERALL

A school's overall score represents its combined performance on the Achievement, Progress, Climate, and College & Career (for high schools only) domains.

Score	Performance Tier	City Rank (Gap to Leader)	Peer Rank (Gap to Leader)
29%	■ □ □ □ WATCH	63rd of 98 (-52)	15th of 21 (-40)

Achievement

The Achievement domain measures performance on standardized assessments, including the DRA, PSSA, Keystone Exams, and ACCESS for ELLs.

30%	■ □ □ □ WATCH	36th of 98 (-58)	8th of 21 (-21)
-----	--	---------------------	--------------------

Progress

The Progress domain measures growth on standardized assessments and progress towards graduation (for high schools only).

26%	■ □ □ □ WATCH	62nd of 98 (-63)	15th of 21 (-61)
-----	--	---------------------	---------------------

Climate

The Climate domain measures student engagement and school climate.

36%	■ □ □ □ WATCH	59th of 98 (-64)	17th of 21 (-37)
-----	--	---------------------	---------------------

Coming in 2014-2015

Equity

The Equity domain will measure growth on standardized assessments for the lowest performers in a school.

Educator Effectiveness

The Educator Effectiveness domain will measure the effectiveness of school staff.

Stakeholder Feedback

The Stakeholder Feedback domain will measure the engagement and satisfaction of parents, students, and teachers using feedback from the District-wide Surveys.

Andrew J. Morrison School

Address	5100 N. 3rd St. Philadelphia, PA 19120	Grade Range	K-8
Phone / Fax	215.456.3004 / 215.456.5564	Comprehensive CTE	No
Website	www.philasd.org/schools/morrison	Admissions Category	Neighborhood
		Turnaround Model	N/A

Welcome

The School Progress Report (SPR) provides parents, families, and community members with valuable information on the progress schools are making towards District-wide goals. Each school receives a score and a corresponding performance tier at the overall and domain levels. Each school also receives two rankings: one within all schools of the same grade configuration (City Rank) and one within a peer group of schools with similar student demographics (Peer Rank). A school is designated a City Leader if it ranks first among all schools with the same grade configuration. A school is designated a Peer Leader if it ranks first in its peer group.

Scoring Summary

TIER: ■ □ □ □ INTERVENE (0-24%) □ ■ □ □ WATCH (25-49%) □ □ ■ □ REINFORCE (50-74%) □ □ □ ■ MODEL (75-100%)

OVERALL

A school's overall score represents its combined performance on the Achievement, Progress, Climate, and College & Career (for high schools only) domains.

Score	Performance Tier	City Rank (Gap to Leader)	Peer Rank (Gap to Leader)
51%	□ □ ■ □ REINFORCE	20th of 98 (-30)	4th of 21 (-18)

Achievement

The Achievement domain measures performance on standardized assessments, including the DRA, PSSA, Keystone Exams, and ACCESS for ELLs.

26%	□ ■ □ □ WATCH	48th of 98 (-62)	14th of 21 (-25)
-----	--	---------------------	---------------------

Progress

The Progress domain measures growth on standardized assessments and progress towards graduation (for high schools only).

73%	□ □ ■ □ REINFORCE	10th of 98 (-16)	2nd of 21 (-14)
-----	--	---------------------	--------------------

Climate

The Climate domain measures student engagement and school climate.

36%	□ ■ □ □ WATCH	59th of 98 (-64)	17th of 21 (-37)
-----	--	---------------------	---------------------

Coming in 2014-2015

Equity

The Equity domain will measure growth on standardized assessments for the lowest performers in a school.

Educator Effectiveness

The Educator Effectiveness domain will measure the effectiveness of school staff.

Stakeholder Feedback

The Stakeholder Feedback domain will measure the engagement and satisfaction of parents, students, and teachers using feedback from the District-wide Surveys.

Andrew Jackson School

Address	1213 S. 12th St. Philadelphia, PA 19147	Grade Range	K-8
Phone / Fax	215.952.6223 / 215.952.6488	Comprehensive CTE	No
Website	www.philasd.org/schools/jackson	Admissions Category	Neighborhood
		Turnaround Model	N/A

Welcome

The School Progress Report (SPR) provides parents, families, and community members with valuable information on the progress schools are making towards District-wide goals. Each school receives a score and a corresponding performance tier at the overall and domain levels. Each school also receives two rankings: one within all schools of the same grade configuration (City Rank) and one within a peer group of schools with similar student demographics (Peer Rank). A school is designated a City Leader if it ranks first among all schools with the same grade configuration. A school is designated a Peer Leader if it ranks first in its peer group.

Scoring Summary

TIER: ■ ■ ■ ■ INTERVENE (0-24%) ■ ■ ■ WATCH (25-49%) ■ ■ ■ REINFORCE (50-74%) ■ ■ ■ MODEL (75-100%)

OVERALL

A school's overall score represents its combined performance on the Achievement, Progress, Climate, and College & Career (for high schools only) domains.

Score	Performance Tier	City Rank (Gap to Leader)	Peer Rank (Gap to Leader)
43%	■ ■ ■ ■ WATCH	37th of 98 (-38)	3rd of 9 (-7)

Achievement

The Achievement domain measures performance on standardized assessments, including the DRA, PSSA, Keystone Exams, and ACCESS for ELLs.

41%	■ ■ ■ ■ WATCH	22nd of 98 (-47)	Peer Leader
-----	--	---------------------	-------------

Progress

The Progress domain measures growth on standardized assessments and progress towards graduation (for high schools only).

23%	■ ■ ■ ■ INTERVENE	67th of 98 (-66)	6th of 9 (-30)
-----	--	---------------------	-------------------

Climate

The Climate domain measures student engagement and school climate.

95%	■ ■ ■ ■ MODEL	8th of 98 (-5)	Peer Leader
-----	--	-------------------	-------------

Coming in 2014-2015

Equity

The Equity domain will measure growth on standardized assessments for the lowest performers in a school.

Educator Effectiveness

The Educator Effectiveness domain will measure the effectiveness of school staff.

Stakeholder Feedback

The Stakeholder Feedback domain will measure the engagement and satisfaction of parents, students, and teachers using feedback from the District-wide Surveys.

Anna B. Day School

Address	6324 Crittenden St. Philadelphia, PA 19138	Grade Range	K-8
Phone / Fax	215.276.5250 / 215.276.5817	Comprehensive CTE	No
Website	www.philasd.org/schools/day	Admissions Category	Neighborhood
		Turnaround Model	N/A

Welcome

The School Progress Report (SPR) provides parents, families, and community members with valuable information on the progress schools are making towards District-wide goals. Each school receives a score and a corresponding performance tier at the overall and domain levels. Each school also receives two rankings: one within all schools of the same grade configuration (City Rank) and one within a peer group of schools with similar student demographics (Peer Rank). A school is designated a City Leader if it ranks first among all schools with the same grade configuration. A school is designated a Peer Leader if it ranks first in its peer group.

Scoring Summary

TIER: ■ ■ ■ ■ INTERVENE (0-24%) ■ ■ ■ ■ WATCH (25-49%) ■ ■ ■ ■ REINFORCE (50-74%) ■ ■ ■ ■ MODEL (75-100%)

OVERALL

A school's overall score represents its combined performance on the Achievement, Progress, Climate, and College & Career (for high schools only) domains.

Score	Performance Tier	City Rank (Gap to Leader)	Peer Rank (Gap to Leader)
50%	■ ■ ■ ■ REINFORCE	24th of 98 (-31)	5th of 21 (-19)

Achievement

The Achievement domain measures performance on standardized assessments, including the DRA, PSSA, Keystone Exams, and ACCESS for ELLs.

43%	■ ■ ■ ■ WATCH	21st of 98 (-45)	2nd of 21 (-8)
-----	---	---------------------	-------------------

Progress

The Progress domain measures growth on standardized assessments and progress towards graduation (for high schools only).

53%	■ ■ ■ ■ REINFORCE	30th of 98 (-36)	6th of 21 (-34)
-----	---	---------------------	--------------------

Climate

The Climate domain measures student engagement and school climate.

55%	■ ■ ■ ■ REINFORCE	39th of 98 (-45)	11th of 21 (-18)
-----	---	---------------------	---------------------

Coming in 2014-2015

Equity

The Equity domain will measure growth on standardized assessments for the lowest performers in a school.

Educator Effectiveness

The Educator Effectiveness domain will measure the effectiveness of school staff.

Stakeholder Feedback

The Stakeholder Feedback domain will measure the engagement and satisfaction of parents, students, and teachers using feedback from the District-wide Surveys.

Anna L. Lingelbach School

Address	6340 Wayne Ave. Philadelphia, PA 19144	Grade Range	K-8
Phone / Fax	215.951.4001 / 215.951.4514	Comprehensive CTE	No
Website	www.philasd.org/schools/lingelbach	Admissions Category	Neighborhood
		Turnaround Model	N/A

Welcome

The School Progress Report (SPR) provides parents, families, and community members with valuable information on the progress schools are making towards District-wide goals. Each school receives a score and a corresponding performance tier at the overall and domain levels. Each school also receives two rankings: one within all schools of the same grade configuration (City Rank) and one within a peer group of schools with similar student demographics (Peer Rank). A school is designated a City Leader if it ranks first among all schools with the same grade configuration. A school is designated a Peer Leader if it ranks first in its peer group.

Scoring Summary

TIER: ■ ■ ■ ■ INTERVENE (0-24%) ■ ■ ■ ■ WATCH (25-49%) ■ ■ ■ ■ REINFORCE (50-74%) ■ ■ ■ ■ MODEL (75-100%)

OVERALL

A school's overall score represents its combined performance on the Achievement, Progress, Climate, and College & Career (for high schools only) domains.

Score	Performance Tier	City Rank (Gap to Leader)	Peer Rank (Gap to Leader)
46%	■ ■ ■ ■ WATCH	32nd of 98 (-35)	7th of 21 (-23)

Achievement

The Achievement domain measures performance on standardized assessments, including the DRA, PSSA, Keystone Exams, and ACCESS for ELLs.

39%	■ ■ ■ ■ WATCH	25th of 98 (-49)	3rd of 21 (-12)
-----	---	---------------------	--------------------

Progress

The Progress domain measures growth on standardized assessments and progress towards graduation (for high schools only).

42%	■ ■ ■ ■ WATCH	42nd of 98 (-47)	9th of 21 (-45)
-----	---	---------------------	--------------------

Climate

The Climate domain measures student engagement and school climate.

67%	■ ■ ■ ■ REINFORCE	25th of 98 (-33)	5th of 21 (-6)
-----	---	---------------------	-------------------

Coming in 2014-2015

Equity

The Equity domain will measure growth on standardized assessments for the lowest performers in a school.

Educator Effectiveness

The Educator Effectiveness domain will measure the effectiveness of school staff.

Stakeholder Feedback

The Stakeholder Feedback domain will measure the engagement and satisfaction of parents, students, and teachers using feedback from the District-wide Surveys.

Bache-Martin School

Address	2201 Brown St. Philadelphia, PA 19130	Grade Range	K-8
Phone / Fax	215.684.5074 / 215.684.5446	Comprehensive CTE	No
Website	www.philasd.org/schools/bachemartin	Admissions Category	Neighborhood
		Turnaround Model	N/A

Welcome

The School Progress Report (SPR) provides parents, families, and community members with valuable information on the progress schools are making towards District-wide goals. Each school receives a score and a corresponding performance tier at the overall and domain levels. Each school also receives two rankings: one within all schools of the same grade configuration (City Rank) and one within a peer group of schools with similar student demographics (Peer Rank). A school is designated a City Leader if it ranks first among all schools with the same grade configuration. A school is designated a Peer Leader if it ranks first in its peer group.

Scoring Summary

TIER: ■ ■ ■ ■ INTERVENE (0-24%) ■ ■ ■ WATCH (25-49%) ■ ■ ■ REINFORCE (50-74%) ■ ■ ■ MODEL (75-100%)

OVERALL

A school's overall score represents its combined performance on the Achievement, Progress, Climate, and College & Career (for high schools only) domains.

Score	Performance Tier	City Rank (Gap to Leader)	Peer Rank (Gap to Leader)
23%	■ ■ ■ ■ INTERVENE	72nd of 98 (-58)	17th of 21 (-46)

Achievement

The Achievement domain measures performance on standardized assessments, including the DRA, PSSA, Keystone Exams, and ACCESS for ELLs.

27%	■ ■ ■ ■ WATCH	42nd of 98 (-61)	11th of 21 (-24)
-----	---	---------------------	---------------------

Progress

The Progress domain measures growth on standardized assessments and progress towards graduation (for high schools only).

0%	■ ■ ■ ■ INTERVENE	97th of 98 (-89)	21st of 21 (-87)
----	---	---------------------	---------------------

Climate

The Climate domain measures student engagement and school climate.

71%	■ ■ ■ ■ REINFORCE	21st of 98 (-29)	3rd of 21 (-2)
-----	--	---------------------	-------------------

Coming in 2014-2015

Equity

The Equity domain will measure growth on standardized assessments for the lowest performers in a school.

Educator Effectiveness

The Educator Effectiveness domain will measure the effectiveness of school staff.

Stakeholder Feedback

The Stakeholder Feedback domain will measure the engagement and satisfaction of parents, students, and teachers using feedback from the District-wide Surveys.

Benjamin Franklin School

Address	5735 Rising Sun Ave. Philadelphia, PA 19120	Grade Range	K-8
Phone / Fax	215.728.5017 / 215.728.5992	Comprehensive CTE	No
Website	www.philasd.org/schools/franklin	Admissions Category	Neighborhood
		Turnaround Model	N/A

Welcome

The School Progress Report (SPR) provides parents, families, and community members with valuable information on the progress schools are making towards District-wide goals. Each school receives a score and a corresponding performance tier at the overall and domain levels. Each school also receives two rankings: one within all schools of the same grade configuration (City Rank) and one within a peer group of schools with similar student demographics (Peer Rank). A school is designated a City Leader if it ranks first among all schools with the same grade configuration. A school is designated a Peer Leader if it ranks first in its peer group.

Scoring Summary

TIER: ■ □ □ □ INTERVENE (0-24%) □ ■ □ □ WATCH (25-49%) □ □ ■ □ REINFORCE (50-74%) □ □ □ ■ MODEL (75-100%)

OVERALL

A school's overall score represents its combined performance on the Achievement, Progress, Climate, and College & Career (for high schools only) domains.

Score	Performance Tier	City Rank (Gap to Leader)	Peer Rank (Gap to Leader)
54%	□ □ ■ □ REINFORCE	17th of 98 (-27)	3rd of 21 (-15)

Achievement

The Achievement domain measures performance on standardized assessments, including the DRA, PSSA, Keystone Exams, and ACCESS for ELLs.

27%	□ ■ □ □ WATCH	42nd of 98 (-61)	11th of 21 (-24)
-----	--	---------------------	---------------------

Progress

The Progress domain measures growth on standardized assessments and progress towards graduation (for high schools only).

68%	□ □ ■ □ REINFORCE	11th of 98 (-21)	3rd of 21 (-19)
-----	--	---------------------	--------------------

Climate

The Climate domain measures student engagement and school climate.

61%	□ □ ■ □ REINFORCE	29th of 98 (-39)	8th of 21 (-12)
-----	--	---------------------	--------------------

Coming in 2014-2015

Equity

The Equity domain will measure growth on standardized assessments for the lowest performers in a school.

Educator Effectiveness

The Educator Effectiveness domain will measure the effectiveness of school staff.

Stakeholder Feedback

The Stakeholder Feedback domain will measure the engagement and satisfaction of parents, students, and teachers using feedback from the District-wide Surveys.

Charles W. Henry School

Address	601 Carpenter Ln. Philadelphia, PA 19119	Grade Range	K-8
Phone / Fax	215.951.4006 / 215.951.4505	Comprehensive CTE	No
Website	www.philasd.org/schools/henry	Admissions Category	Neighborhood
		Turnaround Model	N/A

Welcome

The School Progress Report (SPR) provides parents, families, and community members with valuable information on the progress schools are making towards District-wide goals. Each school receives a score and a corresponding performance tier at the overall and domain levels. Each school also receives two rankings: one within all schools of the same grade configuration (City Rank) and one within a peer group of schools with similar student demographics (Peer Rank). A school is designated a City Leader if it ranks first among all schools with the same grade configuration. A school is designated a Peer Leader if it ranks first in its peer group.

Scoring Summary

TIER: ■ ■ ■ ■ INTERVENE (0-24%) ■ ■ ■ ■ WATCH (25-49%) ■ ■ ■ ■ REINFORCE (50-74%) ■ ■ ■ ■ MODEL (75-100%)

OVERALL

A school's overall score represents its combined performance on the Achievement, Progress, Climate, and College & Career (for high schools only) domains.

Score	Performance Tier	City Rank (Gap to Leader)	Peer Rank (Gap to Leader)
50%	■ ■ ■ ■ REINFORCE	24th of 98 (-31)	3rd of 5 (-17)

Achievement

The Achievement domain measures performance on standardized assessments, including the DRA, PSSA, Keystone Exams, and ACCESS for ELLs.

54%	■ ■ ■ ■ REINFORCE	14th of 98 (-34)	2nd of 5 (-6)
-----	---	---------------------	------------------

Progress

The Progress domain measures growth on standardized assessments and progress towards graduation (for high schools only).

37%	■ ■ ■ ■ WATCH	48th of 98 (-52)	4th of 5 (-26)
-----	---	---------------------	-------------------

Climate

The Climate domain measures student engagement and school climate.

76%	■ ■ ■ ■ MODEL	17th of 98 (-24)	3rd of 5 (-21)
-----	---	---------------------	-------------------

Coming in 2014-2015

Equity

The Equity domain will measure growth on standardized assessments for the lowest performers in a school.

Educator Effectiveness

The Educator Effectiveness domain will measure the effectiveness of school staff.

Stakeholder Feedback

The Stakeholder Feedback domain will measure the engagement and satisfaction of parents, students, and teachers using feedback from the District-wide Surveys.

Chester A. Arthur School

Address	2000 Catharine St. Philadelphia, PA 19146	Grade Range	K-8
Phone / Fax	215.875.5774 / 215.875.8057	Comprehensive CTE	No
Website	philasd.org/schools/arthur	Admissions Category	Neighborhood
		Turnaround Model	N/A

Welcome

The School Progress Report (SPR) provides parents, families, and community members with valuable information on the progress schools are making towards District-wide goals. Each school receives a score and a corresponding performance tier at the overall and domain levels. Each school also receives two rankings: one within all schools of the same grade configuration (City Rank) and one within a peer group of schools with similar student demographics (Peer Rank). A school is designated a City Leader if it ranks first among all schools with the same grade configuration. A school is designated a Peer Leader if it ranks first in its peer group.

Scoring Summary

TIER: ■ ■ ■ ■ INTERVENE (0-24%) ■ ■ ■ ■ WATCH (25-49%) ■ ■ ■ ■ REINFORCE (50-74%) ■ ■ ■ ■ MODEL (75-100%)

OVERALL

A school's overall score represents its combined performance on the Achievement, Progress, Climate, and College & Career (for high schools only) domains.

Score	Performance Tier	City Rank (Gap to Leader)	Peer Rank (Gap to Leader)
51%	■ ■ ■ ■ REINFORCE	20th of 98 (-30)	3rd of 45 (-4)

Achievement

The Achievement domain measures performance on standardized assessments, including the DRA, PSSA, Keystone Exams, and ACCESS for ELLs.

27%	■ ■ ■ ■ WATCH	42nd of 98 (-61)	4th of 45 (-6)
-----	---	---------------------	-------------------

Progress

The Progress domain measures growth on standardized assessments and progress towards graduation (for high schools only).

61%	■ ■ ■ ■ REINFORCE	21st of 98 (-28)	8th of 45 (-19)
-----	---	---------------------	--------------------

Climate

The Climate domain measures student engagement and school climate.

63%	■ ■ ■ ■ REINFORCE	27th of 98 (-37)	2nd of 45 (-11)
-----	---	---------------------	--------------------

Coming in 2014-2015

Equity

The Equity domain will measure growth on standardized assessments for the lowest performers in a school.

Educator Effectiveness

The Educator Effectiveness domain will measure the effectiveness of school staff.

Stakeholder Feedback

The Stakeholder Feedback domain will measure the engagement and satisfaction of parents, students, and teachers using feedback from the District-wide Surveys.

Cook-Wissahickon School

Address	201 E. Salignac St. Philadelphia, PA 19128	Grade Range	K-8
Phone / Fax	215.487.4463 / 215.487.4808	Comprehensive CTE	No
Website	www.philasd.org/schools/cookwissahickon	Admissions Category	Neighborhood
		Turnaround Model	N/A

Welcome

The School Progress Report (SPR) provides parents, families, and community members with valuable information on the progress schools are making towards District-wide goals. Each school receives a score and a corresponding performance tier at the overall and domain levels. Each school also receives two rankings: one within all schools of the same grade configuration (City Rank) and one within a peer group of schools with similar student demographics (Peer Rank). A school is designated a City Leader if it ranks first among all schools with the same grade configuration. A school is designated a Peer Leader if it ranks first in its peer group.

Scoring Summary

TIER: ■ ■ ■ ■ INTERVENE (0-24%) ■ ■ ■ ■ WATCH (25-49%) ■ ■ ■ ■ REINFORCE (50-74%) ■ ■ ■ ■ MODEL (75-100%)

OVERALL

A school's overall score represents its combined performance on the Achievement, Progress, Climate, and College & Career (for high schools only) domains.

Score	Performance Tier	City Rank (Gap to Leader)	Peer Rank (Gap to Leader)
44%	■ ■ ■ ■ WATCH	34th of 98 (-37)	8th of 9 (-37)

Achievement

The Achievement domain measures performance on standardized assessments, including the DRA, PSSA, Keystone Exams, and ACCESS for ELLs.

63%	■ ■ ■ ■ REINFORCE	8th of 98 (-25)	7th of 9 (-25)
-----	--	--------------------	-------------------

Progress

The Progress domain measures growth on standardized assessments and progress towards graduation (for high schools only).

26%	■ ■ ■ ■ WATCH	62nd of 98 (-63)	6th of 9 (-52)
-----	--	---------------------	-------------------

Climate

The Climate domain measures student engagement and school climate.

61%	■ ■ ■ ■ REINFORCE	29th of 98 (-39)	8th of 9 (-39)
-----	--	---------------------	-------------------

Coming in 2014-2015

Equity

The Equity domain will measure growth on standardized assessments for the lowest performers in a school.

Educator Effectiveness

The Educator Effectiveness domain will measure the effectiveness of school staff.

Stakeholder Feedback

The Stakeholder Feedback domain will measure the engagement and satisfaction of parents, students, and teachers using feedback from the District-wide Surveys.

D. Newlin Fell School

Address 900 W. Oregon Ave.

Philadelphia, PA 19148

Phone / Fax 215.952.6237 / 215.952.6239

Website www.philasd.org/schools/dnfell

Grade Range K-8

Comprehensive CTE No

Admissions Category Neighborhood

Turnaround Model N/A

Welcome

The School Progress Report (SPR) provides parents, families, and community members with valuable information on the progress schools are making towards District-wide goals. Each school receives a score and a corresponding performance tier at the overall and domain levels. Each school also receives two rankings: one within all schools of the same grade configuration (City Rank) and one within a peer group of schools with similar student demographics (Peer Rank). A school is designated a City Leader if it ranks first among all schools with the same grade configuration. A school is designated a Peer Leader if it ranks first in its peer group.

Scoring Summary

TIER: ■ □ □ □ INTERVENE (0-24%) □ ■ □ □ WATCH (25-49%) □ □ ■ □ REINFORCE (50-74%) □ □ □ ■ MODEL (75-100%)

OVERALL

A school's overall score represents its combined performance on the Achievement, Progress, Climate, and College & Career (for high schools only) domains.

Score	Performance Tier	City Rank (Gap to Leader)	Peer Rank (Gap to Leader)
66%	<div><div></div><div></div><div></div><div></div></div> REINFORCE	8th of 98 (-15)	3rd of 9 (-13)

Achievement

The Achievement domain measures performance on standardized assessments, including the DRA, PSSA, Keystone Exams, and ACCESS for ELLs.

52%	<div><div></div><div></div><div></div><div></div></div> REINFORCE	17th of 98 (-36)	5th of 9 (-22)
-----	--	---------------------	-------------------

Progress

The Progress domain measures growth on standardized assessments and progress towards graduation (for high schools only).

76%	<div><div></div><div></div><div></div><div></div></div> MODEL	7th of 98 (-13)	2nd of 9 (-13)
-----	--	--------------------	-------------------

Climate

The Climate domain measures student engagement and school climate.

61%	<div><div></div><div></div><div></div><div></div></div> REINFORCE	29th of 98 (-39)	7th of 9 (-39)
-----	--	---------------------	-------------------

Coming in 2014-2015

Equity

The Equity domain will measure growth on standardized assessments for the lowest performers in a school.

Educator Effectiveness

The Educator Effectiveness domain will measure the effectiveness of school staff.

Stakeholder Feedback

The Stakeholder Feedback domain will measure the engagement and satisfaction of parents, students, and teachers using feedback from the District-wide Surveys.

Delaplaine McDaniel School

Address	1801 S. 22nd St. Philadelphia, PA 19145	Grade Range	K-8
Phone / Fax	215.952.6380 / 215.952.6379	Comprehensive CTE	No
Website	www.philasd.org/schools/mcdaniel	Admissions Category	Neighborhood
		Turnaround Model	N/A

Welcome

The School Progress Report (SPR) provides parents, families, and community members with valuable information on the progress schools are making towards District-wide goals. Each school receives a score and a corresponding performance tier at the overall and domain levels. Each school also receives two rankings: one within all schools of the same grade configuration (City Rank) and one within a peer group of schools with similar student demographics (Peer Rank). A school is designated a City Leader if it ranks first among all schools with the same grade configuration. A school is designated a Peer Leader if it ranks first in its peer group.

Scoring Summary

TIER: ■ ■ ■ ■ INTERVENE (0-24%) ■ ■ ■ WATCH (25-49%) ■ ■ ■ REINFORCE (50-74%) ■ ■ ■ MODEL (75-100%)

OVERALL

A school's overall score represents its combined performance on the Achievement, Progress, Climate, and College & Career (for high schools only) domains.

Score	Performance Tier	City Rank (Gap to Leader)	Peer Rank (Gap to Leader)
13%	■ ■ ■ ■ INTERVENE	89th of 98 (-68)	36th of 45 (-42)

Achievement

The Achievement domain measures performance on standardized assessments, including the DRA, PSSA, Keystone Exams, and ACCESS for ELLs.

6%	■ ■ ■ ■ INTERVENE	89th of 98 (-82)	37th of 45 (-27)
----	--	---------------------	---------------------

Progress

The Progress domain measures growth on standardized assessments and progress towards graduation (for high schools only).

18%	■ ■ ■ ■ INTERVENE	76th of 98 (-71)	33rd of 45 (-62)
-----	--	---------------------	---------------------

Climate

The Climate domain measures student engagement and school climate.

9%	■ ■ ■ ■ INTERVENE	93rd of 98 (-91)	40th of 45 (-65)
----	--	---------------------	---------------------

Coming in 2014-2015

Equity

The Equity domain will measure growth on standardized assessments for the lowest performers in a school.

Educator Effectiveness

The Educator Effectiveness domain will measure the effectiveness of school staff.

Stakeholder Feedback

The Stakeholder Feedback domain will measure the engagement and satisfaction of parents, students, and teachers using feedback from the District-wide Surveys.

Dr. Ethel Allen School

Address	3200 W. Lehigh Ave. Philadelphia, PA 19132	Grade Range	K-8
Phone / Fax	215.227.4404 / 215.227.2971	Comprehensive CTE	No
Website	www.philasd.org/schools/ethelallen	Admissions Category	Neighborhood
		Turnaround Model	Promise Academy

Welcome

The School Progress Report (SPR) provides parents, families, and community members with valuable information on the progress schools are making towards District-wide goals. Each school receives a score and a corresponding performance tier at the overall and domain levels. Each school also receives two rankings: one within all schools of the same grade configuration (City Rank) and one within a peer group of schools with similar student demographics (Peer Rank). A school is designated a City Leader if it ranks first among all schools with the same grade configuration. A school is designated a Peer Leader if it ranks first in its peer group.

Scoring Summary

TIER: ■ ■ ■ ■ INTERVENE (0-24%) ■ ■ ■ WATCH (25-49%) ■ ■ ■ REINFORCE (50-74%) ■ ■ ■ MODEL (75-100%)

OVERALL

A school's overall score represents its combined performance on the Achievement, Progress, Climate, and College & Career (for high schools only) domains.

Score	Performance Tier	City Rank (Gap to Leader)	Peer Rank (Gap to Leader)
Less than 10%	■ ■ ■ ■ INTERVENE	95th of 98 (N/A)	42nd of 45 (N/A)

Achievement

The Achievement domain measures performance on standardized assessments, including the DRA, PSSA, Keystone Exams, and ACCESS for ELLs.

Less than 10%	■ ■ ■ ■ INTERVENE	83rd of 98 (N/A)	31st of 45 (N/A)
---------------	--	---------------------	---------------------

Progress

The Progress domain measures growth on standardized assessments and progress towards graduation (for high schools only).

Less than 10%	■ ■ ■ ■ INTERVENE	93rd of 98 (N/A)	42nd of 45 (N/A)
---------------	--	---------------------	---------------------

Climate

The Climate domain measures student engagement and school climate.

19%	■ ■ ■ ■ INTERVENE	85th of 98 (-81)	32nd of 45 (-55)
-----	--	---------------------	---------------------

Coming in 2014-2015

Equity

The Equity domain will measure growth on standardized assessments for the lowest performers in a school.

Educator Effectiveness

The Educator Effectiveness domain will measure the effectiveness of school staff.

Stakeholder Feedback

The Stakeholder Feedback domain will measure the engagement and satisfaction of parents, students, and teachers using feedback from the District-wide Surveys.

Edward Gideon School

Address 2817 W. Glenwood Ave.
Philadelphia, PA 19121

Phone / Fax 215.684.5072 / 215.684.8917

Website N/A

Grade Range K-8

Comprehensive CTE No

Admissions Category Neighborhood

Turnaround Model N/A

Welcome

The School Progress Report (SPR) provides parents, families, and community members with valuable information on the progress schools are making towards District-wide goals. Each school receives a score and a corresponding performance tier at the overall and domain levels. Each school also receives two rankings: one within all schools of the same grade configuration (City Rank) and one within a peer group of schools with similar student demographics (Peer Rank). A school is designated a City Leader if it ranks first among all schools with the same grade configuration. A school is designated a Peer Leader if it ranks first in its peer group.

Scoring Summary

TIER: ■ ■ ■ ■ INTERVENE (0-24%) ■ ■ ■ WATCH (25-49%) ■ ■ ■ REINFORCE (50-74%) ■ ■ ■ MODEL (75-100%)

OVERALL

A school's overall score represents its combined performance on the Achievement, Progress, Climate, and College & Career (for high schools only) domains.

Score	Performance Tier	City Rank (Gap to Leader)	Peer Rank (Gap to Leader)
50%	■ ■ ■ ■ REINFORCE	24th of 98 (-31)	4th of 45 (-5)

Achievement

The Achievement domain measures performance on standardized assessments, including the DRA, PSSA, Keystone Exams, and ACCESS for ELLs.

15%	■ ■ ■ ■ INTERVENE	65th of 98 (-73)	15th of 45 (-18)
-----	--	---------------------	---------------------

Progress

The Progress domain measures growth on standardized assessments and progress towards graduation (for high schools only).

80%	■ ■ ■ ■ MODEL	3rd of 98 (-9)	Peer Leader
-----	--	-------------------	-------------

Climate

The Climate domain measures student engagement and school climate.

31%	■ ■ ■ ■ WATCH	73rd of 98 (-69)	21st of 45 (-43)
-----	--	---------------------	---------------------

Coming in 2014-2015

Equity

The Equity domain will measure growth on standardized assessments for the lowest performers in a school.

Educator Effectiveness

The Educator Effectiveness domain will measure the effectiveness of school staff.

Stakeholder Feedback

The Stakeholder Feedback domain will measure the engagement and satisfaction of parents, students, and teachers using feedback from the District-wide Surveys.

Edward Heston School

Address	1621 N. 54th St. Philadelphia, PA 19131	Grade Range	K-8
Phone / Fax	215.581.5514 / 215.581.5724	Comprehensive CTE	No
Website	N/A	Admissions Category	Neighborhood
		Turnaround Model	N/A

Welcome

The School Progress Report (SPR) provides parents, families, and community members with valuable information on the progress schools are making towards District-wide goals. Each school receives a score and a corresponding performance tier at the overall and domain levels. Each school also receives two rankings: one within all schools of the same grade configuration (City Rank) and one within a peer group of schools with similar student demographics (Peer Rank). A school is designated a City Leader if it ranks first among all schools with the same grade configuration. A school is designated a Peer Leader if it ranks first in its peer group.

Scoring Summary

TIER: ■ ■ ■ ■ INTERVENE (0-24%) ■ ■ ■ WATCH (25-49%) ■ ■ ■ REINFORCE (50-74%) ■ ■ ■ MODEL (75-100%)

OVERALL

A school's overall score represents its combined performance on the Achievement, Progress, Climate, and College & Career (for high schools only) domains.

Score	Performance Tier	City Rank (Gap to Leader)	Peer Rank (Gap to Leader)
11%	■ ■ ■ ■ INTERVENE	92nd of 98 (-70)	39th of 45 (-44)

Achievement

The Achievement domain measures performance on standardized assessments, including the DRA, PSSA, Keystone Exams, and ACCESS for ELLs.

10%	■ ■ ■ ■ INTERVENE	79th of 98 (-78)	27th of 45 (-23)
-----	--	---------------------	---------------------

Progress

The Progress domain measures growth on standardized assessments and progress towards graduation (for high schools only).

15%	■ ■ ■ ■ INTERVENE	80th of 98 (-74)	35th of 45 (-65)
-----	--	---------------------	---------------------

Climate

The Climate domain measures student engagement and school climate.

5%	■ ■ ■ ■ INTERVENE	97th of 98 (-95)	44th of 45 (-69)
----	--	---------------------	---------------------

Coming in 2014-2015

Equity

The Equity domain will measure growth on standardized assessments for the lowest performers in a school.

Educator Effectiveness

The Educator Effectiveness domain will measure the effectiveness of school staff.

Stakeholder Feedback

The Stakeholder Feedback domain will measure the engagement and satisfaction of parents, students, and teachers using feedback from the District-wide Surveys.

Edward T. Steel School

Address	4301 Wayne Ave. Philadelphia, PA 19140	Grade Range	K-8
Phone / Fax	215.456.3008 / 215.457.1466	Comprehensive CTE	No
Website	www.philasd.org/schools/steel	Admissions Category	Neighborhood
		Turnaround Model	N/A

Welcome

The School Progress Report (SPR) provides parents, families, and community members with valuable information on the progress schools are making towards District-wide goals. Each school receives a score and a corresponding performance tier at the overall and domain levels. Each school also receives two rankings: one within all schools of the same grade configuration (City Rank) and one within a peer group of schools with similar student demographics (Peer Rank). A school is designated a City Leader if it ranks first among all schools with the same grade configuration. A school is designated a Peer Leader if it ranks first in its peer group.

Scoring Summary

TIER: ■ ■ ■ ■ INTERVENE (0-24%) ■ ■ ■ WATCH (25-49%) ■ ■ ■ REINFORCE (50-74%) ■ ■ ■ MODEL (75-100%)

OVERALL

A school's overall score represents its combined performance on the Achievement, Progress, Climate, and College & Career (for high schools only) domains.

Score	Performance Tier	City Rank (Gap to Leader)	Peer Rank (Gap to Leader)
15%	■ ■ ■ ■ INTERVENE	87th of 98 (-66)	35th of 45 (-40)

Achievement

The Achievement domain measures performance on standardized assessments, including the DRA, PSSA, Keystone Exams, and ACCESS for ELLs.

17%	■ ■ ■ ■ INTERVENE	59th of 98 (-71)	11th of 45 (-16)
-----	--	---------------------	---------------------

Progress

The Progress domain measures growth on standardized assessments and progress towards graduation (for high schools only).

7%	■ ■ ■ ■ INTERVENE	90th of 98 (-82)	40th of 45 (-73)
----	--	---------------------	---------------------

Climate

The Climate domain measures student engagement and school climate.

32%	■ ■ ■ ■ WATCH	70th of 98 (-68)	19th of 45 (-42)
-----	--	---------------------	---------------------

Coming in 2014-2015

Equity

The Equity domain will measure growth on standardized assessments for the lowest performers in a school.

Educator Effectiveness

The Educator Effectiveness domain will measure the effectiveness of school staff.

Stakeholder Feedback

The Stakeholder Feedback domain will measure the engagement and satisfaction of parents, students, and teachers using feedback from the District-wide Surveys.

Edwin M. Stanton School

Address	1700 Christian St. Philadelphia, PA 19146	Grade Range	K-8
Phone / Fax	215.875.3185 / 215.875.3711	Comprehensive CTE	No
Website	N/A	Admissions Category	Neighborhood
		Turnaround Model	N/A

Welcome

The School Progress Report (SPR) provides parents, families, and community members with valuable information on the progress schools are making towards District-wide goals. Each school receives a score and a corresponding performance tier at the overall and domain levels. Each school also receives two rankings: one within all schools of the same grade configuration (City Rank) and one within a peer group of schools with similar student demographics (Peer Rank). A school is designated a City Leader if it ranks first among all schools with the same grade configuration. A school is designated a Peer Leader if it ranks first in its peer group.

Scoring Summary

TIER: ■ □ □ □ INTERVENE (0-24%) ■ □ □ □ WATCH (25-49%) ■ □ □ □ REINFORCE (50-74%) ■ □ □ □ MODEL (75-100%)

OVERALL

A school's overall score represents its combined performance on the Achievement, Progress, Climate, and College & Career (for high schools only) domains.

Score	Performance Tier	City Rank (Gap to Leader)	Peer Rank (Gap to Leader)
39%	■ □ □ □ WATCH	44th of 98 (-42)	8th of 21 (-30)

Achievement

The Achievement domain measures performance on standardized assessments, including the DRA, PSSA, Keystone Exams, and ACCESS for ELLs.

39%	■ □ □ □ WATCH	25th of 98 (-49)	3rd of 21 (-12)
-----	--	---------------------	--------------------

Progress

The Progress domain measures growth on standardized assessments and progress towards graduation (for high schools only).

37%	■ □ □ □ WATCH	48th of 98 (-52)	10th of 21 (-50)
-----	--	---------------------	---------------------

Climate

The Climate domain measures student engagement and school climate.

42%	■ □ □ □ WATCH	53rd of 98 (-58)	14th of 21 (-31)
-----	--	---------------------	---------------------

Coming in 2014-2015

Equity

The Equity domain will measure growth on standardized assessments for the lowest performers in a school.

Educator Effectiveness

The Educator Effectiveness domain will measure the effectiveness of school staff.

Stakeholder Feedback

The Stakeholder Feedback domain will measure the engagement and satisfaction of parents, students, and teachers using feedback from the District-wide Surveys.

Elizabeth B. Kirkbride School

Address	1501 S. 7th St. Philadelphia, PA 19147	Grade Range	K-8
Phone / Fax	215.952.6214 / 215.952.6253	Comprehensive CTE	No
Website	www.philasd.org/schools/kirkbride	Admissions Category	Neighborhood
		Turnaround Model	N/A

Welcome

The School Progress Report (SPR) provides parents, families, and community members with valuable information on the progress schools are making towards District-wide goals. Each school receives a score and a corresponding performance tier at the overall and domain levels. Each school also receives two rankings: one within all schools of the same grade configuration (City Rank) and one within a peer group of schools with similar student demographics (Peer Rank). A school is designated a City Leader if it ranks first among all schools with the same grade configuration. A school is designated a Peer Leader if it ranks first in its peer group.

Scoring Summary

TIER: ■ □ □ □ INTERVENE (0-24%) ■ □ □ □ WATCH (25-49%) ■ □ □ □ REINFORCE (50-74%) ■ □ □ □ MODEL (75-100%)

OVERALL

A school's overall score represents its combined performance on the Achievement, Progress, Climate, and College & Career (for high schools only) domains.

Score	Performance Tier	City Rank (Gap to Leader)	Peer Rank (Gap to Leader)
59%	□ □ ■ □ REINFORCE	11th of 98 (-22)	4th of 9 (-20)

Achievement

The Achievement domain measures performance on standardized assessments, including the DRA, PSSA, Keystone Exams, and ACCESS for ELLs.

53%	□ □ ■ □ REINFORCE	15th of 98 (-35)	4th of 9 (-21)
-----	--	---------------------	-------------------

Progress

The Progress domain measures growth on standardized assessments and progress towards graduation (for high schools only).

47%	□ ■ □ □ WATCH	37th of 98 (-42)	7th of 9 (-42)
-----	--	---------------------	-------------------

Climate

The Climate domain measures student engagement and school climate.

100%	□ □ □ ■ MODEL	City Leader	Peer Leader
------	--	-------------	-------------

Coming in 2014-2015

Equity

The Equity domain will measure growth on standardized assessments for the lowest performers in a school.

Educator Effectiveness

The Educator Effectiveness domain will measure the effectiveness of school staff.

Stakeholder Feedback

The Stakeholder Feedback domain will measure the engagement and satisfaction of parents, students, and teachers using feedback from the District-wide Surveys.

Ethan Allen School

Address	6329 Battersby St. Philadelphia, PA 19149	Grade Range	K-8
Phone / Fax	215.537.2530 / 215.537.2599	Comprehensive CTE	No
Website	N/A	Admissions Category	Neighborhood
		Turnaround Model	N/A

Welcome

The School Progress Report (SPR) provides parents, families, and community members with valuable information on the progress schools are making towards District-wide goals. Each school receives a score and a corresponding performance tier at the overall and domain levels. Each school also receives two rankings: one within all schools of the same grade configuration (City Rank) and one within a peer group of schools with similar student demographics (Peer Rank). A school is designated a City Leader if it ranks first among all schools with the same grade configuration. A school is designated a Peer Leader if it ranks first in its peer group.

Scoring Summary

TIER: ■ ■ ■ ■ INTERVENE (0-24%) ■ ■ ■ ■ WATCH (25-49%) ■ ■ ■ ■ REINFORCE (50-74%) ■ ■ ■ ■ MODEL (75-100%)

OVERALL

A school's overall score represents its combined performance on the Achievement, Progress, Climate, and College & Career (for high schools only) domains.

Score	Performance Tier	City Rank (Gap to Leader)	Peer Rank (Gap to Leader)
27%	■ ■ ■ ■ WATCH	66th of 98 (-54)	8th of 9 (-23)

Achievement

The Achievement domain measures performance on standardized assessments, including the DRA, PSSA, Keystone Exams, and ACCESS for ELLs.

34%	■ ■ ■ ■ WATCH	31st of 98 (-54)	7th of 9 (-7)
-----	--	---------------------	------------------

Progress

The Progress domain measures growth on standardized assessments and progress towards graduation (for high schools only).

14%	■ ■ ■ ■ INTERVENE	81st of 98 (-75)	8th of 9 (-39)
-----	--	---------------------	-------------------

Climate

The Climate domain measures student engagement and school climate.

48%	■ ■ ■ ■ WATCH	46th of 98 (-52)	7th of 9 (-47)
-----	--	---------------------	-------------------

Coming in 2014-2015

Equity

The Equity domain will measure growth on standardized assessments for the lowest performers in a school.

Educator Effectiveness

The Educator Effectiveness domain will measure the effectiveness of school staff.

Stakeholder Feedback

The Stakeholder Feedback domain will measure the engagement and satisfaction of parents, students, and teachers using feedback from the District-wide Surveys.

F. Amedee Bregy School

Address	1700 Bigler St. Philadelphia, PA 19145	Grade Range	K-8
Phone / Fax	215.952.6218 / 215.952.0858	Comprehensive CTE	No
Website	www.philasd.org/schools/bregy	Admissions Category	Neighborhood
		Turnaround Model	N/A

Welcome

The School Progress Report (SPR) provides parents, families, and community members with valuable information on the progress schools are making towards District-wide goals. Each school receives a score and a corresponding performance tier at the overall and domain levels. Each school also receives two rankings: one within all schools of the same grade configuration (City Rank) and one within a peer group of schools with similar student demographics (Peer Rank). A school is designated a City Leader if it ranks first among all schools with the same grade configuration. A school is designated a Peer Leader if it ranks first in its peer group.

Scoring Summary

TIER: ■ ■ ■ ■ INTERVENE (0-24%) ■ ■ ■ WATCH (25-49%) ■ ■ ■ REINFORCE (50-74%) ■ ■ ■ MODEL (75-100%)

OVERALL

A school's overall score represents its combined performance on the Achievement, Progress, Climate, and College & Career (for high schools only) domains.

Score	Performance Tier	City Rank (Gap to Leader)	Peer Rank (Gap to Leader)
20%	■ ■ ■ ■ INTERVENE	81st of 98 (-61)	9th of 9 (-30)

Achievement

The Achievement domain measures performance on standardized assessments, including the DRA, PSSA, Keystone Exams, and ACCESS for ELLs.

13%	■ ■ ■ ■ INTERVENE	73rd of 98 (-75)	9th of 9 (-28)
-----	--	---------------------	-------------------

Progress

The Progress domain measures growth on standardized assessments and progress towards graduation (for high schools only).

6%	■ ■ ■ ■ INTERVENE	91st of 98 (-83)	9th of 9 (-47)
----	--	---------------------	-------------------

Climate

The Climate domain measures student engagement and school climate.

60%	■ ■ ■ ■ REINFORCE	32nd of 98 (-40)	3rd of 9 (-35)
-----	---	---------------------	-------------------

Coming in 2014-2015

Equity

The Equity domain will measure growth on standardized assessments for the lowest performers in a school.

Educator Effectiveness

The Educator Effectiveness domain will measure the effectiveness of school staff.

Stakeholder Feedback

The Stakeholder Feedback domain will measure the engagement and satisfaction of parents, students, and teachers using feedback from the District-wide Surveys.

Fairhill School (CLOSED)

Address Closed

Grade Range K-8

Phone / Fax Closed

Comprehensive CTE No

Website Closed

Admissions Category Neighborhood

Turnaround Model N/A

Welcome

The School Progress Report (SPR) provides parents, families, and community members with valuable information on the progress schools are making towards District-wide goals. Each school receives a score and a corresponding performance tier at the overall and domain levels. Each school also receives two rankings: one within all schools of the same grade configuration (City Rank) and one within a peer group of schools with similar student demographics (Peer Rank). A school is designated a City Leader if it ranks first among all schools with the same grade configuration. A school is designated a Peer Leader if it ranks first in its peer group.

Scoring Summary

TIER: ■ ■ ■ ■ INTERVENE (0-24%) ■ ■ ■ WATCH (25-49%) ■ ■ ■ REINFORCE (50-74%) ■ ■ ■ MODEL (75-100%)

OVERALL

A school's overall score represents its combined performance on the Achievement, Progress, Climate, and College & Career (for high schools only) domains.

Score	Performance Tier	City Rank (Gap to Leader)	Peer Rank (Gap to Leader)
21%	■ ■ ■ ■ INTERVENE	78th of 98 (-60)	28th of 45 (-34)

Achievement

The Achievement domain measures performance on standardized assessments, including the DRA, PSSA, Keystone Exams, and ACCESS for ELLs.

7%	■ ■ ■ ■ INTERVENE	84th of 98 (-81)	32nd of 45 (-26)
----	--	---------------------	---------------------

Progress

The Progress domain measures growth on standardized assessments and progress towards graduation (for high schools only).

28%	■ ■ ■ ■ WATCH	58th of 98 (-61)	24th of 45 (-52)
-----	--	---------------------	---------------------

Climate

The Climate domain measures student engagement and school climate.

26%	■ ■ ■ ■ WATCH	79th of 98 (-74)	26th of 45 (-48)
-----	--	---------------------	---------------------

Coming in 2014-2015

Equity

The Equity domain will measure growth on standardized assessments for the lowest performers in a school.

Educator Effectiveness

The Educator Effectiveness domain will measure the effectiveness of school staff.

Stakeholder Feedback

The Stakeholder Feedback domain will measure the engagement and satisfaction of parents, students, and teachers using feedback from the District-wide Surveys.

Fitler Academics Plus School

Address 140 W. Seymour St.
Philadelphia, PA 19144

Phone / Fax 215.951.4009 / 215.951.4502

Website www.philasd.org/schools/fitler

Grade Range 1-8

Comprehensive CTE No

Admissions Category Citywide

Turnaround Model N/A

Welcome

The School Progress Report (SPR) provides parents, families, and community members with valuable information on the progress schools are making towards District-wide goals. Each school receives a score and a corresponding performance tier at the overall and domain levels. Each school also receives two rankings: one within all schools of the same grade configuration (City Rank) and one within a peer group of schools with similar student demographics (Peer Rank). A school is designated a City Leader if it ranks first among all schools with the same grade configuration. A school is designated a Peer Leader if it ranks first in its peer group.

Scoring Summary

TIER: ■ ■ ■ ■ INTERVENE (0-24%) ■ ■ ■ WATCH (25-49%) ■ ■ ■ REINFORCE (50-74%) ■ ■ ■ MODEL (75-100%)

OVERALL

A school's overall score represents its combined performance on the Achievement, Progress, Climate, and College & Career (for high schools only) domains.

Score	Performance Tier	City Rank (Gap to Leader)	Peer Rank (Gap to Leader)
63%	<div><div></div><div></div><div></div><div></div></div> REINFORCE	10th of 98 (-18)	2nd of 21 (-6)

Achievement

The Achievement domain measures performance on standardized assessments, including the DRA, PSSA, Keystone Exams, and ACCESS for ELLs.

51%	<div><div></div><div></div><div></div><div></div></div> REINFORCE	18th of 98 (-37)	Peer Leader
-----	---	---------------------	-------------

Progress

The Progress domain measures growth on standardized assessments and progress towards graduation (for high schools only).

68%	<div><div></div><div></div><div></div><div></div></div> REINFORCE	11th of 98 (-21)	3rd of 21 (-19)
-----	---	---------------------	--------------------

Climate

The Climate domain measures student engagement and school climate.

69%	<div><div></div><div></div><div></div><div></div></div> REINFORCE	23rd of 98 (-31)	4th of 21 (-4)
-----	---	---------------------	-------------------

Coming in 2014-2015

Equity

The Equity domain will measure growth on standardized assessments for the lowest performers in a school.

Educator Effectiveness

The Educator Effectiveness domain will measure the effectiveness of school staff.

Stakeholder Feedback

The Stakeholder Feedback domain will measure the engagement and satisfaction of parents, students, and teachers using feedback from the District-wide Surveys.

Francis Hopkinson School

Address	4001 L St. Philadelphia, PA 19124	Grade Range	K-8
Phone / Fax	215.537.2526 / 215.537.2900	Comprehensive CTE	No
Website	www.philasd.org/schools/hopkinson	Admissions Category	Neighborhood
		Turnaround Model	N/A

Welcome

The School Progress Report (SPR) provides parents, families, and community members with valuable information on the progress schools are making towards District-wide goals. Each school receives a score and a corresponding performance tier at the overall and domain levels. Each school also receives two rankings: one within all schools of the same grade configuration (City Rank) and one within a peer group of schools with similar student demographics (Peer Rank). A school is designated a City Leader if it ranks first among all schools with the same grade configuration. A school is designated a Peer Leader if it ranks first in its peer group.

Scoring Summary

TIER: ■ ■ ■ ■ INTERVENE (0-24%) ■ ■ ■ ■ WATCH (25-49%) ■ ■ ■ ■ REINFORCE (50-74%) ■ ■ ■ ■ MODEL (75-100%)

OVERALL

A school's overall score represents its combined performance on the Achievement, Progress, Climate, and College & Career (for high schools only) domains.

Score	Performance Tier	City Rank (Gap to Leader)	Peer Rank (Gap to Leader)
37%	■ ■ ■ ■ WATCH	48th of 98 (-44)	11th of 21 (-32)

Achievement

The Achievement domain measures performance on standardized assessments, including the DRA, PSSA, Keystone Exams, and ACCESS for ELLs.

20%	■ ■ ■ ■ INTERVENE	54th of 98 (-68)	16th of 21 (-31)
-----	--	---------------------	---------------------

Progress

The Progress domain measures growth on standardized assessments and progress towards graduation (for high schools only).

46%	■ ■ ■ ■ WATCH	39th of 98 (-43)	7th of 21 (-41)
-----	--	---------------------	--------------------

Climate

The Climate domain measures student engagement and school climate.

41%	■ ■ ■ ■ WATCH	56th of 98 (-59)	16th of 21 (-32)
-----	--	---------------------	---------------------

Coming in 2014-2015

Equity

The Equity domain will measure growth on standardized assessments for the lowest performers in a school.

Educator Effectiveness

The Educator Effectiveness domain will measure the effectiveness of school staff.

Stakeholder Feedback

The Stakeholder Feedback domain will measure the engagement and satisfaction of parents, students, and teachers using feedback from the District-wide Surveys.

Francis P. Pastorius School

Address	5650 Sprague St. Philadelphia, PA 19138	Grade Range	K-8
Phone / Fax	215.951.5689 / N/A	Comprehensive CTE	No
Website	N/A	Admissions Category	Neighborhood
		Turnaround Model	N/A

Welcome

The School Progress Report (SPR) provides parents, families, and community members with valuable information on the progress schools are making towards District-wide goals. Each school receives a score and a corresponding performance tier at the overall and domain levels. Each school also receives two rankings: one within all schools of the same grade configuration (City Rank) and one within a peer group of schools with similar student demographics (Peer Rank). A school is designated a City Leader if it ranks first among all schools with the same grade configuration. A school is designated a Peer Leader if it ranks first in its peer group.

Scoring Summary

TIER: ■ ■ ■ ■ INTERVENE (0-24%) ■ ■ ■ WATCH (25-49%) ■ ■ ■ REINFORCE (50-74%) ■ ■ ■ MODEL (75-100%)

OVERALL

A school's overall score represents its combined performance on the Achievement, Progress, Climate, and College & Career (for high schools only) domains.

Score	Performance Tier	City Rank (Gap to Leader)	Peer Rank (Gap to Leader)
37%	■ ■ ■ ■ WATCH	48th of 98 (-44)	11th of 45 (-18)

Achievement

The Achievement domain measures performance on standardized assessments, including the DRA, PSSA, Keystone Exams, and ACCESS for ELLs.

7%	■ ■ ■ ■ INTERVENE	84th of 98 (-81)	32nd of 45 (-26)
----	--	---------------------	---------------------

Progress

The Progress domain measures growth on standardized assessments and progress towards graduation (for high schools only).

59%	■ ■ ■ ■ REINFORCE	25th of 98 (-30)	11th of 45 (-21)
-----	--	---------------------	---------------------

Climate

The Climate domain measures student engagement and school climate.

23%	■ ■ ■ ■ INTERVENE	82nd of 98 (-77)	29th of 45 (-51)
-----	--	---------------------	---------------------

Coming in 2014-2015

Equity

The Equity domain will measure growth on standardized assessments for the lowest performers in a school.

Educator Effectiveness

The Educator Effectiveness domain will measure the effectiveness of school staff.

Stakeholder Feedback

The Stakeholder Feedback domain will measure the engagement and satisfaction of parents, students, and teachers using feedback from the District-wide Surveys.

General George A. McCall School

Address	325 S. 7th St. Philadelphia, PA 19106	Grade Range	K-8
Phone / Fax	215.351.7350 / 215.351.7349	Comprehensive CTE	No
Website	www.philasd.org/schools/mccall	Admissions Category	Neighborhood
		Turnaround Model	N/A

Welcome

The School Progress Report (SPR) provides parents, families, and community members with valuable information on the progress schools are making towards District-wide goals. Each school receives a score and a corresponding performance tier at the overall and domain levels. Each school also receives two rankings: one within all schools of the same grade configuration (City Rank) and one within a peer group of schools with similar student demographics (Peer Rank). A school is designated a City Leader if it ranks first among all schools with the same grade configuration. A school is designated a Peer Leader if it ranks first in its peer group.

Scoring Summary

TIER: ■ ■ ■ ■ INTERVENE (0-24%) ■ ■ ■ WATCH (25-49%) ■ ■ ■ REINFORCE (50-74%) ■ ■ ■ MODEL (75-100%)

OVERALL

A school's overall score represents its combined performance on the Achievement, Progress, Climate, and College & Career (for high schools only) domains.

Score	Performance Tier	City Rank (Gap to Leader)	Peer Rank (Gap to Leader)
78%	<div><div></div><div></div><div></div><div style="background-color: blue;"></div></div> MODEL	3rd of 98 (-3)	2nd of 9 (-1)

Achievement

The Achievement domain measures performance on standardized assessments, including the DRA, PSSA, Keystone Exams, and ACCESS for ELLs.

74%	<div><div></div><div></div><div style="background-color: green;"></div><div></div></div> REINFORCE	4th of 98 (-14)	Peer Leader
-----	---	--------------------	-------------

Progress

The Progress domain measures growth on standardized assessments and progress towards graduation (for high schools only).

74%	<div><div></div><div></div><div style="background-color: green;"></div><div></div></div> REINFORCE	9th of 98 (-15)	3rd of 9 (-15)
-----	---	--------------------	-------------------

Climate

The Climate domain measures student engagement and school climate.

96%	<div><div></div><div></div><div></div><div style="background-color: blue;"></div></div> MODEL	7th of 98 (-4)	2nd of 9 (-4)
-----	--	-------------------	------------------

Coming in 2014-2015

Equity

The Equity domain will measure growth on standardized assessments for the lowest performers in a school.

Educator Effectiveness

The Educator Effectiveness domain will measure the effectiveness of school staff.

Stakeholder Feedback

The Stakeholder Feedback domain will measure the engagement and satisfaction of parents, students, and teachers using feedback from the District-wide Surveys.

General George G. Meade School

Address	1600 N. 18th St. Philadelphia, PA 19121	Grade Range	K-8
Phone / Fax	215.684.5062 / 215.684.7006	Comprehensive CTE	No
Website	N/A	Admissions Category	Neighborhood
		Turnaround Model	N/A

Welcome

The School Progress Report (SPR) provides parents, families, and community members with valuable information on the progress schools are making towards District-wide goals. Each school receives a score and a corresponding performance tier at the overall and domain levels. Each school also receives two rankings: one within all schools of the same grade configuration (City Rank) and one within a peer group of schools with similar student demographics (Peer Rank). A school is designated a City Leader if it ranks first among all schools with the same grade configuration. A school is designated a Peer Leader if it ranks first in its peer group.

Scoring Summary

TIER: ■ ■ ■ ■ INTERVENE (0-24%) ■ ■ ■ WATCH (25-49%) ■ ■ ■ REINFORCE (50-74%) ■ ■ ■ MODEL (75-100%)

OVERALL

A school's overall score represents its combined performance on the Achievement, Progress, Climate, and College & Career (for high schools only) domains.

Score	Performance Tier	City Rank (Gap to Leader)	Peer Rank (Gap to Leader)
36%	■ ■ ■ ■ WATCH	52nd of 98 (-45)	13th of 45 (-19)

Achievement

The Achievement domain measures performance on standardized assessments, including the DRA, PSSA, Keystone Exams, and ACCESS for ELLs.

10%	■ ■ ■ ■ INTERVENE	79th of 98 (-78)	27th of 45 (-23)
-----	--	---------------------	---------------------

Progress

The Progress domain measures growth on standardized assessments and progress towards graduation (for high schools only).

56%	■ ■ ■ ■ REINFORCE	27th of 98 (-33)	13th of 45 (-24)
-----	--	---------------------	---------------------

Climate

The Climate domain measures student engagement and school climate.

28%	■ ■ ■ ■ WATCH	76th of 98 (-72)	24th of 45 (-46)
-----	--	---------------------	---------------------

Coming in 2014-2015

Equity

The Equity domain will measure growth on standardized assessments for the lowest performers in a school.

Educator Effectiveness

The Educator Effectiveness domain will measure the effectiveness of school staff.

Stakeholder Feedback

The Stakeholder Feedback domain will measure the engagement and satisfaction of parents, students, and teachers using feedback from the District-wide Surveys.

General John F. Reynolds School (CLOSED)

Address	Closed	Grade Range	K-8
Phone / Fax	Closed	Comprehensive CTE	No
Website	Closed	Admissions Category	Neighborhood
		Turnaround Model	N/A

Welcome

The School Progress Report (SPR) provides parents, families, and community members with valuable information on the progress schools are making towards District-wide goals. Each school receives a score and a corresponding performance tier at the overall and domain levels. Each school also receives two rankings: one within all schools of the same grade configuration (City Rank) and one within a peer group of schools with similar student demographics (Peer Rank). A school is designated a City Leader if it ranks first among all schools with the same grade configuration. A school is designated a Peer Leader if it ranks first in its peer group.

Scoring Summary

TIER: ■ ■ ■ ■ INTERVENE (0-24%) ■ ■ ■ WATCH (25-49%) ■ ■ ■ REINFORCE (50-74%) ■ ■ ■ MODEL (75-100%)

OVERALL

A school's overall score represents its combined performance on the Achievement, Progress, Climate, and College & Career (for high schools only) domains.

Score	Performance Tier	City Rank (Gap to Leader)	Peer Rank (Gap to Leader)
10%	■ ■ ■ ■ INTERVENE	93rd of 98 (-71)	40th of 45 (-45)

Achievement

The Achievement domain measures performance on standardized assessments, including the DRA, PSSA, Keystone Exams, and ACCESS for ELLs.

3%	■ ■ ■ ■ INTERVENE	93rd of 98 (-85)	40th of 45 (-30)
----	--	---------------------	---------------------

Progress

The Progress domain measures growth on standardized assessments and progress towards graduation (for high schools only).

11%	■ ■ ■ ■ INTERVENE	87th of 98 (-78)	38th of 45 (-69)
-----	--	---------------------	---------------------

Climate

The Climate domain measures student engagement and school climate.

18%	■ ■ ■ ■ INTERVENE	86th of 98 (-82)	33rd of 45 (-56)
-----	--	---------------------	---------------------

Coming in 2014-2015

Equity

The Equity domain will measure growth on standardized assessments for the lowest performers in a school.

Educator Effectiveness

The Educator Effectiveness domain will measure the effectiveness of school staff.

Stakeholder Feedback

The Stakeholder Feedback domain will measure the engagement and satisfaction of parents, students, and teachers using feedback from the District-wide Surveys.

General Philip Kearny School

Address	601 Fairmount Ave. Philadelphia, PA 19123	Grade Range	K-8
Phone / Fax	215.351.7343 / 215.351.7129	Comprehensive CTE	No
Website	N/A	Admissions Category	Neighborhood
		Turnaround Model	N/A

Welcome

The School Progress Report (SPR) provides parents, families, and community members with valuable information on the progress schools are making towards District-wide goals. Each school receives a score and a corresponding performance tier at the overall and domain levels. Each school also receives two rankings: one within all schools of the same grade configuration (City Rank) and one within a peer group of schools with similar student demographics (Peer Rank). A school is designated a City Leader if it ranks first among all schools with the same grade configuration. A school is designated a Peer Leader if it ranks first in its peer group.

Scoring Summary

TIER: ■ ■ ■ ■ INTERVENE (0-24%) ■ ■ ■ ■ WATCH (25-49%) ■ ■ ■ ■ REINFORCE (50-74%) ■ ■ ■ ■ MODEL (75-100%)

OVERALL

A school's overall score represents its combined performance on the Achievement, Progress, Climate, and College & Career (for high schools only) domains.

Score	Performance Tier	City Rank (Gap to Leader)	Peer Rank (Gap to Leader)
33%	■ ■ ■ ■ WATCH	58th of 98 (-48)	14th of 21 (-36)

Achievement

The Achievement domain measures performance on standardized assessments, including the DRA, PSSA, Keystone Exams, and ACCESS for ELLs.

30%	■ ■ ■ ■ WATCH	36th of 98 (-58)	8th of 21 (-21)
-----	---	---------------------	--------------------

Progress

The Progress domain measures growth on standardized assessments and progress towards graduation (for high schools only).

19%	■ ■ ■ ■ INTERVENE	73rd of 98 (-70)	16th of 21 (-68)
-----	---	---------------------	---------------------

Climate

The Climate domain measures student engagement and school climate.

73%	■ ■ ■ ■ REINFORCE	19th of 98 (-27)	Peer Leader
-----	---	---------------------	-------------

Coming in 2014-2015

Equity

The Equity domain will measure growth on standardized assessments for the lowest performers in a school.

Educator Effectiveness

The Educator Effectiveness domain will measure the effectiveness of school staff.

Stakeholder Feedback

The Stakeholder Feedback domain will measure the engagement and satisfaction of parents, students, and teachers using feedback from the District-wide Surveys.

George W. Childs School

Address	1599 Wharton St. Philadelphia, PA 19146	Grade Range	K-8
Phone / Fax	215.952.6213 / 215.952.6443	Comprehensive CTE	No
Website	www.philasd.org/schools/childs	Admissions Category	Neighborhood
		Turnaround Model	N/A

Welcome

The School Progress Report (SPR) provides parents, families, and community members with valuable information on the progress schools are making towards District-wide goals. Each school receives a score and a corresponding performance tier at the overall and domain levels. Each school also receives two rankings: one within all schools of the same grade configuration (City Rank) and one within a peer group of schools with similar student demographics (Peer Rank). A school is designated a City Leader if it ranks first among all schools with the same grade configuration. A school is designated a Peer Leader if it ranks first in its peer group.

Scoring Summary

TIER: ■ □ □ □ INTERVENE (0-24%) ■ □ □ □ WATCH (25-49%) ■ □ □ □ REINFORCE (50-74%) ■ □ □ □ MODEL (75-100%)

OVERALL

A school's overall score represents its combined performance on the Achievement, Progress, Climate, and College & Career (for high schools only) domains.

Score	Performance Tier	City Rank (Gap to Leader)	Peer Rank (Gap to Leader)
40%	■ □ □ □ WATCH	41st of 98 (-41)	4th of 9 (-10)

Achievement

The Achievement domain measures performance on standardized assessments, including the DRA, PSSA, Keystone Exams, and ACCESS for ELLs.

40%	■ □ □ □ WATCH	23rd of 98 (-48)	2nd of 9 (-1)
-----	--	---------------------	------------------

Progress

The Progress domain measures growth on standardized assessments and progress towards graduation (for high schools only).

38%	■ □ □ □ WATCH	46th of 98 (-51)	3rd of 9 (-15)
-----	--	---------------------	-------------------

Climate

The Climate domain measures student engagement and school climate.

45%	■ □ □ □ WATCH	49th of 98 (-55)	9th of 9 (-50)
-----	--	---------------------	-------------------

Coming in 2014-2015

Equity

The Equity domain will measure growth on standardized assessments for the lowest performers in a school.

Educator Effectiveness

The Educator Effectiveness domain will measure the effectiveness of school staff.

Stakeholder Feedback

The Stakeholder Feedback domain will measure the engagement and satisfaction of parents, students, and teachers using feedback from the District-wide Surveys.

George W. Nebinger School

Address	601 Carpenter St. Philadelphia, PA 19147	Grade Range	K-8
Phone / Fax	215.952.6202 / 215.952.6392	Comprehensive CTE	No
Website	N/A	Admissions Category	Neighborhood
		Turnaround Model	N/A

Welcome

The School Progress Report (SPR) provides parents, families, and community members with valuable information on the progress schools are making towards District-wide goals. Each school receives a score and a corresponding performance tier at the overall and domain levels. Each school also receives two rankings: one within all schools of the same grade configuration (City Rank) and one within a peer group of schools with similar student demographics (Peer Rank). A school is designated a City Leader if it ranks first among all schools with the same grade configuration. A school is designated a Peer Leader if it ranks first in its peer group.

Scoring Summary

TIER: ■ □ □ □ INTERVENE (0-24%) ■ □ □ □ WATCH (25-49%) ■ □ □ □ REINFORCE (50-74%) ■ □ □ □ MODEL (75-100%)

OVERALL

A school's overall score represents its combined performance on the Achievement, Progress, Climate, and College & Career (for high schools only) domains.

Score	Performance Tier	City Rank (Gap to Leader)	Peer Rank (Gap to Leader)
36%	■ □ □ □ WATCH	52nd of 98 (-45)	12th of 21 (-33)

Achievement

The Achievement domain measures performance on standardized assessments, including the DRA, PSSA, Keystone Exams, and ACCESS for ELLs.

33%	■ □ □ □ WATCH	33rd of 98 (-55)	6th of 21 (-18)
-----	--	---------------------	--------------------

Progress

The Progress domain measures growth on standardized assessments and progress towards graduation (for high schools only).

27%	■ □ □ □ WATCH	60th of 98 (-62)	14th of 21 (-60)
-----	--	---------------------	---------------------

Climate

The Climate domain measures student engagement and school climate.

64%	■ □ □ □ REINFORCE	26th of 98 (-36)	6th of 21 (-9)
-----	--	---------------------	-------------------

Coming in 2014-2015

Equity

The Equity domain will measure growth on standardized assessments for the lowest performers in a school.

Educator Effectiveness

The Educator Effectiveness domain will measure the effectiveness of school staff.

Stakeholder Feedback

The Stakeholder Feedback domain will measure the engagement and satisfaction of parents, students, and teachers using feedback from the District-wide Surveys.

George W. Sharswood School

Address	2300 S. 2nd St. Philadelphia, PA 19148	Grade Range	K-8
Phone / Fax	215.952.6212 / 215.952.6405	Comprehensive CTE	No
Website	www.philasd.org/schools/sharswood	Admissions Category	Neighborhood
		Turnaround Model	N/A

Welcome

The School Progress Report (SPR) provides parents, families, and community members with valuable information on the progress schools are making towards District-wide goals. Each school receives a score and a corresponding performance tier at the overall and domain levels. Each school also receives two rankings: one within all schools of the same grade configuration (City Rank) and one within a peer group of schools with similar student demographics (Peer Rank). A school is designated a City Leader if it ranks first among all schools with the same grade configuration. A school is designated a Peer Leader if it ranks first in its peer group.

Scoring Summary

TIER: ■ □ □ □ INTERVENE (0-24%) □ ■ □ □ WATCH (25-49%) □ □ ■ □ REINFORCE (50-74%) □ □ □ ■ MODEL (75-100%)

OVERALL

A school's overall score represents its combined performance on the Achievement, Progress, Climate, and College & Career (for high schools only) domains.

Score	Performance Tier	City Rank (Gap to Leader)	Peer Rank (Gap to Leader)
56%	□ □ ■ □ REINFORCE	12th of 98 (-25)	5th of 9 (-23)

Achievement

The Achievement domain measures performance on standardized assessments, including the DRA, PSSA, Keystone Exams, and ACCESS for ELLs.

46%	□ ■ □ □ WATCH	19th of 98 (-42)	6th of 9 (-28)
-----	--	---------------------	-------------------

Progress

The Progress domain measures growth on standardized assessments and progress towards graduation (for high schools only).

62%	□ □ ■ □ REINFORCE	19th of 98 (-27)	5th of 9 (-27)
-----	--	---------------------	-------------------

Climate

The Climate domain measures student engagement and school climate.

58%	□ □ ■ □ REINFORCE	35th of 98 (-42)	8th of 9 (-42)
-----	--	---------------------	-------------------

Coming in 2014-2015

Equity

The Equity domain will measure growth on standardized assessments for the lowest performers in a school.

Educator Effectiveness

The Educator Effectiveness domain will measure the effectiveness of school staff.

Stakeholder Feedback

The Stakeholder Feedback domain will measure the engagement and satisfaction of parents, students, and teachers using feedback from the District-wide Surveys.

George Washington School (CLOSED)

Address Closed

Grade Range K-8

Phone / Fax Closed

Comprehensive CTE No

Website Closed

Admissions Category Neighborhood

Turnaround Model N/A

Welcome

The School Progress Report (SPR) provides parents, families, and community members with valuable information on the progress schools are making towards District-wide goals. Each school receives a score and a corresponding performance tier at the overall and domain levels. Each school also receives two rankings: one within all schools of the same grade configuration (City Rank) and one within a peer group of schools with similar student demographics (Peer Rank). A school is designated a City Leader if it ranks first among all schools with the same grade configuration. A school is designated a Peer Leader if it ranks first in its peer group.

Scoring Summary

TIER: ■ ■ ■ ■ INTERVENE (0-24%) ■ ■ ■ WATCH (25-49%) ■ ■ ■ REINFORCE (50-74%) ■ ■ ■ MODEL (75-100%)

OVERALL

A school's overall score represents its combined performance on the Achievement, Progress, Climate, and College & Career (for high schools only) domains.

Score	Performance Tier	City Rank (Gap to Leader)	Peer Rank (Gap to Leader)
37%	■ ■ ■ ■ WATCH	48th of 98 (-44)	6th of 9 (-13)

Achievement

The Achievement domain measures performance on standardized assessments, including the DRA, PSSA, Keystone Exams, and ACCESS for ELLs.

39%	■ ■ ■ ■ WATCH	25th of 98 (-49)	4th of 9 (-2)
-----	--	---------------------	------------------

Progress

The Progress domain measures growth on standardized assessments and progress towards graduation (for high schools only).

19%	■ ■ ■ ■ INTERVENE	73rd of 98 (-70)	7th of 9 (-34)
-----	--	---------------------	-------------------

Climate

The Climate domain measures student engagement and school climate.

89%	■ ■ ■ ■ MODEL	9th of 98 (-11)	2nd of 9 (-6)
-----	--	--------------------	------------------

Coming in 2014-2015

Equity

The Equity domain will measure growth on standardized assessments for the lowest performers in a school.

Educator Effectiveness

The Educator Effectiveness domain will measure the effectiveness of school staff.

Stakeholder Feedback

The Stakeholder Feedback domain will measure the engagement and satisfaction of parents, students, and teachers using feedback from the District-wide Surveys.

Gilbert Spruance School

Address	6401 Horrocks St. Philadelphia, PA 19149	Grade Range	K-8
Phone / Fax	215.537.2514 / 215.537.2933	Comprehensive CTE	No
Website	www.philasd.org/schools/spruance	Admissions Category	Neighborhood
		Turnaround Model	N/A

Welcome

The School Progress Report (SPR) provides parents, families, and community members with valuable information on the progress schools are making towards District-wide goals. Each school receives a score and a corresponding performance tier at the overall and domain levels. Each school also receives two rankings: one within all schools of the same grade configuration (City Rank) and one within a peer group of schools with similar student demographics (Peer Rank). A school is designated a City Leader if it ranks first among all schools with the same grade configuration. A school is designated a Peer Leader if it ranks first in its peer group.

Scoring Summary

TIER: ■ ■ ■ ■ INTERVENE (0-24%) ■ ■ ■ ■ WATCH (25-49%) ■ ■ ■ ■ REINFORCE (50-74%) ■ ■ ■ ■ MODEL (75-100%)

OVERALL

A school's overall score represents its combined performance on the Achievement, Progress, Climate, and College & Career (for high schools only) domains.

Score	Performance Tier	City Rank (Gap to Leader)	Peer Rank (Gap to Leader)
50%	■ ■ ■ ■ REINFORCE	24th of 98 (-31)	Peer Leader

Achievement

The Achievement domain measures performance on standardized assessments, including the DRA, PSSA, Keystone Exams, and ACCESS for ELLs.

37%	■ ■ ■ ■ WATCH	28th of 98 (-51)	5th of 9 (-4)
-----	---	---------------------	------------------

Progress

The Progress domain measures growth on standardized assessments and progress towards graduation (for high schools only).

53%	■ ■ ■ ■ REINFORCE	30th of 98 (-36)	Peer Leader
-----	---	---------------------	-------------

Climate

The Climate domain measures student engagement and school climate.

59%	■ ■ ■ ■ REINFORCE	34th of 98 (-41)	4th of 9 (-36)
-----	---	---------------------	-------------------

Coming in 2014-2015

Equity

The Equity domain will measure growth on standardized assessments for the lowest performers in a school.

Educator Effectiveness

The Educator Effectiveness domain will measure the effectiveness of school staff.

Stakeholder Feedback

The Stakeholder Feedback domain will measure the engagement and satisfaction of parents, students, and teachers using feedback from the District-wide Surveys.

Hamilton Disston School

Address	6801 Cottage St. Philadelphia, PA 19135	Grade Range	K-8
Phone / Fax	215.335.5661 / 215.335.5030	Comprehensive CTE	No
Website	www.philasd.org/schools/disston	Admissions Category	Neighborhood
		Turnaround Model	N/A

Welcome

The School Progress Report (SPR) provides parents, families, and community members with valuable information on the progress schools are making towards District-wide goals. Each school receives a score and a corresponding performance tier at the overall and domain levels. Each school also receives two rankings: one within all schools of the same grade configuration (City Rank) and one within a peer group of schools with similar student demographics (Peer Rank). A school is designated a City Leader if it ranks first among all schools with the same grade configuration. A school is designated a Peer Leader if it ranks first in its peer group.

Scoring Summary

TIER: ■ ■ ■ ■ INTERVENE (0-24%) ■ ■ ■ ■ WATCH (25-49%) ■ ■ ■ ■ REINFORCE (50-74%) ■ ■ ■ ■ MODEL (75-100%)

OVERALL

A school's overall score represents its combined performance on the Achievement, Progress, Climate, and College & Career (for high schools only) domains.

Score	Performance Tier	City Rank (Gap to Leader)	Peer Rank (Gap to Leader)
40%	■ ■ ■ ■ WATCH	41st of 98 (-41)	4th of 9 (-10)

Achievement

The Achievement domain measures performance on standardized assessments, including the DRA, PSSA, Keystone Exams, and ACCESS for ELLs.

36%	■ ■ ■ ■ WATCH	29th of 98 (-52)	6th of 9 (-5)
-----	--	---------------------	------------------

Progress

The Progress domain measures growth on standardized assessments and progress towards graduation (for high schools only).

38%	■ ■ ■ ■ WATCH	46th of 98 (-51)	3rd of 9 (-15)
-----	--	---------------------	-------------------

Climate

The Climate domain measures student engagement and school climate.

50%	■ ■ ■ ■ REINFORCE	45th of 98 (-50)	6th of 9 (-45)
-----	--	---------------------	-------------------

Coming in 2014-2015

Equity

The Equity domain will measure growth on standardized assessments for the lowest performers in a school.

Educator Effectiveness

The Educator Effectiveness domain will measure the effectiveness of school staff.

Stakeholder Feedback

The Stakeholder Feedback domain will measure the engagement and satisfaction of parents, students, and teachers using feedback from the District-wide Surveys.

Henry A. Brown School

Address	1946 E. Sergeant St. Philadelphia, PA 19125	Grade Range	K-8
Phone / Fax	215.291.4717 / 215.291.5836	Comprehensive CTE	No
Website	www.philasd.org/schools/habrown	Admissions Category	Neighborhood
		Turnaround Model	N/A

Welcome

The School Progress Report (SPR) provides parents, families, and community members with valuable information on the progress schools are making towards District-wide goals. Each school receives a score and a corresponding performance tier at the overall and domain levels. Each school also receives two rankings: one within all schools of the same grade configuration (City Rank) and one within a peer group of schools with similar student demographics (Peer Rank). A school is designated a City Leader if it ranks first among all schools with the same grade configuration. A school is designated a Peer Leader if it ranks first in its peer group.

Scoring Summary

TIER: ■ ■ ■ ■ INTERVENE (0-24%) ■ ■ ■ ■ WATCH (25-49%) ■ ■ ■ ■ REINFORCE (50-74%) ■ ■ ■ ■ MODEL (75-100%)

OVERALL

A school's overall score represents its combined performance on the Achievement, Progress, Climate, and College & Career (for high schools only) domains.

Score	Performance Tier	City Rank (Gap to Leader)	Peer Rank (Gap to Leader)
29%	■ ■ ■ ■ WATCH	63rd of 98 (-52)	7th of 9 (-21)

Achievement

The Achievement domain measures performance on standardized assessments, including the DRA, PSSA, Keystone Exams, and ACCESS for ELLs.

23%	■ ■ ■ ■ INTERVENE	51st of 98 (-65)	8th of 9 (-18)
-----	--	---------------------	-------------------

Progress

The Progress domain measures growth on standardized assessments and progress towards graduation (for high schools only).

24%	■ ■ ■ ■ INTERVENE	65th of 98 (-65)	5th of 9 (-29)
-----	--	---------------------	-------------------

Climate

The Climate domain measures student engagement and school climate.

48%	■ ■ ■ ■ WATCH	46th of 98 (-52)	7th of 9 (-47)
-----	--	---------------------	-------------------

Coming in 2014-2015

Equity

The Equity domain will measure growth on standardized assessments for the lowest performers in a school.

Educator Effectiveness

The Educator Effectiveness domain will measure the effectiveness of school staff.

Stakeholder Feedback

The Stakeholder Feedback domain will measure the engagement and satisfaction of parents, students, and teachers using feedback from the District-wide Surveys.

Henry C. Lea School

Address	4700 Locust St. Philadelphia, PA 19139	Grade Range	K-8
Phone / Fax	215.471.2915 / 215.471.4355	Comprehensive CTE	No
Website	www.philasd.org/schools/lea	Admissions Category	Neighborhood
		Turnaround Model	N/A

Welcome

The School Progress Report (SPR) provides parents, families, and community members with valuable information on the progress schools are making towards District-wide goals. Each school receives a score and a corresponding performance tier at the overall and domain levels. Each school also receives two rankings: one within all schools of the same grade configuration (City Rank) and one within a peer group of schools with similar student demographics (Peer Rank). A school is designated a City Leader if it ranks first among all schools with the same grade configuration. A school is designated a Peer Leader if it ranks first in its peer group.

Scoring Summary

TIER: ■ ■ ■ ■ INTERVENE (0-24%) ■ ■ ■ WATCH (25-49%) ■ ■ ■ REINFORCE (50-74%) ■ ■ ■ MODEL (75-100%)

OVERALL

A school's overall score represents its combined performance on the Achievement, Progress, Climate, and College & Career (for high schools only) domains.

Score	Performance Tier	City Rank (Gap to Leader)	Peer Rank (Gap to Leader)
22%	■ ■ ■ ■ INTERVENE	75th of 98 (-59)	18th of 21 (-47)

Achievement

The Achievement domain measures performance on standardized assessments, including the DRA, PSSA, Keystone Exams, and ACCESS for ELLs.

17%	■ ■ ■ ■ INTERVENE	59th of 98 (-71)	18th of 21 (-34)
-----	--	---------------------	---------------------

Progress

The Progress domain measures growth on standardized assessments and progress towards graduation (for high schools only).

12%	■ ■ ■ ■ INTERVENE	84th of 98 (-77)	18th of 21 (-75)
-----	--	---------------------	---------------------

Climate

The Climate domain measures student engagement and school climate.

53%	■ ■ ■ ■ REINFORCE	42nd of 98 (-47)	13th of 21 (-20)
-----	---	---------------------	---------------------

Coming in 2014-2015

Equity

The Equity domain will measure growth on standardized assessments for the lowest performers in a school.

Educator Effectiveness

The Educator Effectiveness domain will measure the effectiveness of school staff.

Stakeholder Feedback

The Stakeholder Feedback domain will measure the engagement and satisfaction of parents, students, and teachers using feedback from the District-wide Surveys.

Henry H. Houston School

Address	7300 Rural Ln. Philadelphia, PA 19119	Grade Range	K-8
Phone / Fax	215.248.6608 / 215.248.6683	Comprehensive CTE	No
Website	www.philasd.org/schools/houston	Admissions Category	Neighborhood
		Turnaround Model	N/A

Welcome

The School Progress Report (SPR) provides parents, families, and community members with valuable information on the progress schools are making towards District-wide goals. Each school receives a score and a corresponding performance tier at the overall and domain levels. Each school also receives two rankings: one within all schools of the same grade configuration (City Rank) and one within a peer group of schools with similar student demographics (Peer Rank). A school is designated a City Leader if it ranks first among all schools with the same grade configuration. A school is designated a Peer Leader if it ranks first in its peer group.

Scoring Summary

TIER: ■ ■ ■ ■ INTERVENE (0-24%) ■ ■ ■ ■ WATCH (25-49%) ■ ■ ■ ■ REINFORCE (50-74%) ■ ■ ■ ■ MODEL (75-100%)

OVERALL

A school's overall score represents its combined performance on the Achievement, Progress, Climate, and College & Career (for high schools only) domains.

Score	Performance Tier	City Rank (Gap to Leader)	Peer Rank (Gap to Leader)
44%	■ ■ ■ ■ WATCH	34th of 98 (-37)	4th of 5 (-23)

Achievement

The Achievement domain measures performance on standardized assessments, including the DRA, PSSA, Keystone Exams, and ACCESS for ELLs.

34%	■ ■ ■ ■ WATCH	31st of 98 (-54)	4th of 5 (-26)
-----	--	---------------------	-------------------

Progress

The Progress domain measures growth on standardized assessments and progress towards graduation (for high schools only).

50%	■ ■ ■ ■ REINFORCE	35th of 98 (-39)	3rd of 5 (-13)
-----	--	---------------------	-------------------

Climate

The Climate domain measures student engagement and school climate.

43%	■ ■ ■ ■ WATCH	52nd of 98 (-57)	5th of 5 (-54)
-----	--	---------------------	-------------------

Coming in 2014-2015

Equity

The Equity domain will measure growth on standardized assessments for the lowest performers in a school.

Educator Effectiveness

The Educator Effectiveness domain will measure the effectiveness of school staff.

Stakeholder Feedback

The Stakeholder Feedback domain will measure the engagement and satisfaction of parents, students, and teachers using feedback from the District-wide Surveys.

Honorable Luis Munoz-Marin School

Address	3300 N. 3rd St. Philadelphia, PA 19140	Grade Range	K-8
Phone / Fax	215.291.8825 / 215.291.8845	Comprehensive CTE	No
Website	www.philasd.org/schools/marin	Admissions Category	Neighborhood
		Turnaround Model	N/A

Welcome





The School Progress Report (SPR) provides parents, families, and community members with valuable information on the progress schools are making towards District-wide goals. Each school receives a score and a corresponding performance tier at the overall and domain levels. Each school also receives two rankings: one within all schools of the same grade configuration (City Rank) and one within a peer group of schools with similar student demographics (Peer Rank). A school is designated a City Leader if it ranks first among all schools with the same grade configuration. A school is designated a Peer Leader if it ranks first in its peer group.

Scoring Summary

TIER:     INTERVENE (0-24%)    WATCH (25-49%)    REINFORCE (50-74%)    MODEL (75-100%)

OVERALL

A school's overall score represents its combined performance on the Achievement, Progress, Climate, and College & Career (for high schools only) domains.

Score	Performance Tier	City Rank (Gap to Leader)	Peer Rank (Gap to Leader)
Less than 10%	    INTERVENE	95th of 98 (N/A)	42nd of 45 (N/A)

Achievement

The Achievement domain measures performance on standardized assessments, including the DRA, PSSA, Keystone Exams, and ACCESS for ELLs.

14%	    INTERVENE	68th of 98 (-74)	18th of 45 (-19)
-----	---	---------------------	---------------------

Progress

The Progress domain measures growth on standardized assessments and progress towards graduation (for high schools only).

Less than 10%	    INTERVENE	97th of 98 (N/A)	45th of 45 (N/A)
---------------	---	---------------------	---------------------

Climate

The Climate domain measures student engagement and school climate.

26%	    WATCH	79th of 98 (-74)	26th of 45 (-48)
-----	---	---------------------	---------------------

Coming in 2014-2015

Equity

The Equity domain will measure growth on standardized assessments for the lowest performers in a school.

Educator Effectiveness

The Educator Effectiveness domain will measure the effectiveness of school staff.

Stakeholder Feedback

The Stakeholder Feedback domain will measure the engagement and satisfaction of parents, students, and teachers using feedback from the District-wide Surveys.

James Alcorn School

Address	3200 Dickinson St. Philadelphia, PA 19146	Grade Range	K-8
Phone / Fax	215.952.4801 / 215.952.0853	Comprehensive CTE	No
Website	N/A	Admissions Category	Neighborhood
		Turnaround Model	N/A

Welcome

The School Progress Report (SPR) provides parents, families, and community members with valuable information on the progress schools are making towards District-wide goals. Each school receives a score and a corresponding performance tier at the overall and domain levels. Each school also receives two rankings: one within all schools of the same grade configuration (City Rank) and one within a peer group of schools with similar student demographics (Peer Rank). A school is designated a City Leader if it ranks first among all schools with the same grade configuration. A school is designated a Peer Leader if it ranks first in its peer group.

Scoring Summary

TIER: ■ ■ ■ ■ INTERVENE (0-24%) ■ ■ ■ WATCH (25-49%) ■ ■ ■ REINFORCE (50-74%) ■ ■ ■ MODEL (75-100%)

OVERALL

A school's overall score represents its combined performance on the Achievement, Progress, Climate, and College & Career (for high schools only) domains.

Score	Performance Tier	City Rank (Gap to Leader)	Peer Rank (Gap to Leader)
45%	■ ■ ■ ■ WATCH	33rd of 98 (-36)	7th of 45 (-10)

Achievement

The Achievement domain measures performance on standardized assessments, including the DRA, PSSA, Keystone Exams, and ACCESS for ELLs.

2%	■ ■ ■ ■ INTERVENE	97th of 98 (-86)	44th of 45 (-31)
----	--	---------------------	---------------------

Progress

The Progress domain measures growth on standardized assessments and progress towards graduation (for high schools only).

78%	■ ■ ■ ■ MODEL	4th of 98 (-11)	2nd of 45 (-2)
-----	--	--------------------	-------------------

Climate

The Climate domain measures student engagement and school climate.

21%	■ ■ ■ ■ INTERVENE	83rd of 98 (-79)	30th of 45 (-53)
-----	--	---------------------	---------------------

Coming in 2014-2015

Equity

The Equity domain will measure growth on standardized assessments for the lowest performers in a school.

Educator Effectiveness

The Educator Effectiveness domain will measure the effectiveness of school staff.

Stakeholder Feedback

The Stakeholder Feedback domain will measure the engagement and satisfaction of parents, students, and teachers using feedback from the District-wide Surveys.

James Dobson School

Address	4667 Umbria St. Philadelphia, PA 19127	Grade Range	K-8
Phone / Fax	215.487.4460 / 215.487.4804	Comprehensive CTE	No
Website	www.philasd.org/schools/dobson	Admissions Category	Neighborhood
		Turnaround Model	N/A

Welcome

The School Progress Report (SPR) provides parents, families, and community members with valuable information on the progress schools are making towards District-wide goals. Each school receives a score and a corresponding performance tier at the overall and domain levels. Each school also receives two rankings: one within all schools of the same grade configuration (City Rank) and one within a peer group of schools with similar student demographics (Peer Rank). A school is designated a City Leader if it ranks first among all schools with the same grade configuration. A school is designated a Peer Leader if it ranks first in its peer group.

Scoring Summary

TIER: ■ ■ ■ ■ INTERVENE (0-24%) ■ ■ ■ WATCH (25-49%) ■ ■ ■ REINFORCE (50-74%) ■ ■ ■ MODEL (75-100%)

OVERALL

A school's overall score represents its combined performance on the Achievement, Progress, Climate, and College & Career (for high schools only) domains.

Score	Performance Tier	City Rank (Gap to Leader)	Peer Rank (Gap to Leader)
64%	<div><div></div><div></div><div></div><div></div></div> REINFORCE	9th of 98 (-17)	4th of 9 (-17)

Achievement

The Achievement domain measures performance on standardized assessments, including the DRA, PSSA, Keystone Exams, and ACCESS for ELLs.

71%	<div><div></div><div></div><div></div><div></div></div> REINFORCE	5th of 98 (-17)	4th of 9 (-17)
-----	--	--------------------	-------------------

Progress

The Progress domain measures growth on standardized assessments and progress towards graduation (for high schools only).

55%	<div><div></div><div></div><div></div><div></div></div> REINFORCE	29th of 98 (-34)	4th of 9 (-23)
-----	--	---------------------	-------------------

Climate

The Climate domain measures student engagement and school climate.

78%	<div><div></div><div></div><div></div><div></div></div> MODEL	15th of 98 (-22)	7th of 9 (-22)
-----	--	---------------------	-------------------

Coming in 2014-2015

Equity

The Equity domain will measure growth on standardized assessments for the lowest performers in a school.

Educator Effectiveness

The Educator Effectiveness domain will measure the effectiveness of school staff.

Stakeholder Feedback

The Stakeholder Feedback domain will measure the engagement and satisfaction of parents, students, and teachers using feedback from the District-wide Surveys.

James G. Blaine School

Address	3001 W. Berks St. Philadelphia, PA 19121	Grade Range	K-8
Phone / Fax	215.684.5085 / 215.684.8858	Comprehensive CTE	No
Website	www.philasd.org/schools/blaine	Admissions Category	Neighborhood
		Turnaround Model	N/A

Welcome

The School Progress Report (SPR) provides parents, families, and community members with valuable information on the progress schools are making towards District-wide goals. Each school receives a score and a corresponding performance tier at the overall and domain levels. Each school also receives two rankings: one within all schools of the same grade configuration (City Rank) and one within a peer group of schools with similar student demographics (Peer Rank). A school is designated a City Leader if it ranks first among all schools with the same grade configuration. A school is designated a Peer Leader if it ranks first in its peer group.

Scoring Summary

TIER: ■ ■ ■ ■ INTERVENE (0-24%) ■ ■ ■ WATCH (25-49%) ■ ■ ■ REINFORCE (50-74%) ■ ■ ■ MODEL (75-100%)

OVERALL

A school's overall score represents its combined performance on the Achievement, Progress, Climate, and College & Career (for high schools only) domains.

Score	Performance Tier	City Rank (Gap to Leader)	Peer Rank (Gap to Leader)
19%	■ □ □ □ INTERVENE	85th of 98 (-62)	34th of 45 (-36)

Achievement

The Achievement domain measures performance on standardized assessments, including the DRA, PSSA, Keystone Exams, and ACCESS for ELLs.

23%	■ □ □ □ INTERVENE	51st of 98 (-65)	6th of 45 (-10)
-----	---	---------------------	--------------------

Progress

The Progress domain measures growth on standardized assessments and progress towards graduation (for high schools only).

6%	■ □ □ □ INTERVENE	91st of 98 (-83)	41st of 45 (-74)
----	---	---------------------	---------------------

Climate

The Climate domain measures student engagement and school climate.

42%	□ ■ □ □ WATCH	53rd of 98 (-58)	8th of 45 (-32)
-----	---	---------------------	--------------------

Coming in 2014-2015

Equity

The Equity domain will measure growth on standardized assessments for the lowest performers in a school.

Educator Effectiveness

The Educator Effectiveness domain will measure the effectiveness of school staff.

Stakeholder Feedback

The Stakeholder Feedback domain will measure the engagement and satisfaction of parents, students, and teachers using feedback from the District-wide Surveys.

James R. Ludlow School

Address	550 W. Master St. Philadelphia, PA 19122	Grade Range	K-8
Phone / Fax	215.684.5060 / 215.684.4387	Comprehensive CTE	No
Website	N/A	Admissions Category	Neighborhood
		Turnaround Model	N/A

Welcome

The School Progress Report (SPR) provides parents, families, and community members with valuable information on the progress schools are making towards District-wide goals. Each school receives a score and a corresponding performance tier at the overall and domain levels. Each school also receives two rankings: one within all schools of the same grade configuration (City Rank) and one within a peer group of schools with similar student demographics (Peer Rank). A school is designated a City Leader if it ranks first among all schools with the same grade configuration. A school is designated a Peer Leader if it ranks first in its peer group.

Scoring Summary

TIER: ■ ■ ■ ■ INTERVENE (0-24%) ■ ■ ■ WATCH (25-49%) ■ ■ ■ REINFORCE (50-74%) ■ ■ ■ MODEL (75-100%)

OVERALL

A school's overall score represents its combined performance on the Achievement, Progress, Climate, and College & Career (for high schools only) domains.

Score	Performance Tier	City Rank (Gap to Leader)	Peer Rank (Gap to Leader)
21%	■ INTERVENE	78th of 98 (-60)	28th of 45 (-34)

Achievement

The Achievement domain measures performance on standardized assessments, including the DRA, PSSA, Keystone Exams, and ACCESS for ELLs.

15%	■ INTERVENE	65th of 98 (-73)	15th of 45 (-18)
-----	---	---------------------	---------------------

Progress

The Progress domain measures growth on standardized assessments and progress towards graduation (for high schools only).

20%	■ INTERVENE	71st of 98 (-69)	31st of 45 (-60)
-----	---	---------------------	---------------------

Climate

The Climate domain measures student engagement and school climate.

35%	 ■ WATCH	62nd of 98 (-65)	12th of 45 (-39)
-----	---	---------------------	---------------------

Coming in 2014-2015

Equity

The Equity domain will measure growth on standardized assessments for the lowest performers in a school.

Educator Effectiveness

The Educator Effectiveness domain will measure the effectiveness of school staff.

Stakeholder Feedback

The Stakeholder Feedback domain will measure the engagement and satisfaction of parents, students, and teachers using feedback from the District-wide Surveys.

James Rhoads School

Address	4901 Parrish St. Philadelphia, PA 19139	Grade Range	K-8
Phone / Fax	215.581.5504 / 215.581.3405	Comprehensive CTE	No
Website	www.philasd.org/schools/rhoads	Admissions Category	Neighborhood
		Turnaround Model	N/A

Welcome

The School Progress Report (SPR) provides parents, families, and community members with valuable information on the progress schools are making towards District-wide goals. Each school receives a score and a corresponding performance tier at the overall and domain levels. Each school also receives two rankings: one within all schools of the same grade configuration (City Rank) and one within a peer group of schools with similar student demographics (Peer Rank). A school is designated a City Leader if it ranks first among all schools with the same grade configuration. A school is designated a Peer Leader if it ranks first in its peer group.

Scoring Summary

TIER: ■ ■ ■ ■ INTERVENE (0-24%) ■ ■ ■ WATCH (25-49%) ■ ■ ■ REINFORCE (50-74%) ■ ■ ■ MODEL (75-100%)

OVERALL

A school's overall score represents its combined performance on the Achievement, Progress, Climate, and College & Career (for high schools only) domains.

Score	Performance Tier	City Rank (Gap to Leader)	Peer Rank (Gap to Leader)
36%	■ ■ ■ ■ WATCH	52nd of 98 (-45)	13th of 45 (-19)

Achievement

The Achievement domain measures performance on standardized assessments, including the DRA, PSSA, Keystone Exams, and ACCESS for ELLs.

12%	■ ■ ■ ■ INTERVENE	76th of 98 (-76)	24th of 45 (-21)
-----	--	---------------------	---------------------

Progress

The Progress domain measures growth on standardized assessments and progress towards graduation (for high schools only).

61%	■ ■ ■ ■ REINFORCE	21st of 98 (-28)	8th of 45 (-19)
-----	--	---------------------	--------------------

Climate

The Climate domain measures student engagement and school climate.

11%	■ ■ ■ ■ INTERVENE	92nd of 98 (-89)	39th of 45 (-63)
-----	--	---------------------	---------------------

Coming in 2014-2015

Equity

The Equity domain will measure growth on standardized assessments for the lowest performers in a school.

Educator Effectiveness

The Educator Effectiveness domain will measure the effectiveness of school staff.

Stakeholder Feedback

The Stakeholder Feedback domain will measure the engagement and satisfaction of parents, students, and teachers using feedback from the District-wide Surveys.

Jay Cooke School

Address	1300 W. Loudon St. Philadelphia, PA 19141	Grade Range	K-8
Phone / Fax	215.456.3002 / 215.456.3185	Comprehensive CTE	No
Website	www.philasd.org/schools/jaycooke	Admissions Category	Neighborhood
		Turnaround Model	N/A

Welcome





The School Progress Report (SPR) provides parents, families, and community members with valuable information on the progress schools are making towards District-wide goals. Each school receives a score and a corresponding performance tier at the overall and domain levels. Each school also receives two rankings: one within all schools of the same grade configuration (City Rank) and one within a peer group of schools with similar student demographics (Peer Rank). A school is designated a City Leader if it ranks first among all schools with the same grade configuration. A school is designated a Peer Leader if it ranks first in its peer group.

Scoring Summary

TIER:     INTERVENE (0-24%)    WATCH (25-49%)    REINFORCE (50-74%)    MODEL (75-100%)


OVERALL

A school's overall score represents its combined performance on the Achievement, Progress, Climate, and College & Career (for high schools only) domains.

Score	Performance Tier	City Rank (Gap to Leader)	Peer Rank (Gap to Leader)
24%	    INTERVENE	70th of 98 (-57)	23rd of 45 (-31)

Achievement

The Achievement domain measures performance on standardized assessments, including the DRA, PSSA, Keystone Exams, and ACCESS for ELLs.

20%	    INTERVENE	54th of 98 (-68)	8th of 45 (-13)
-----	---	---------------------	--------------------

Progress

The Progress domain measures growth on standardized assessments and progress towards graduation (for high schools only).

22%	    INTERVENE	69th of 98 (-67)	29th of 45 (-58)
-----	---	---------------------	---------------------

Climate

The Climate domain measures student engagement and school climate.

33%	    WATCH	65th of 98 (-67)	15th of 45 (-41)
-----	---	---------------------	---------------------

Coming in 2014-2015

Equity

The Equity domain will measure growth on standardized assessments for the lowest performers in a school.

Educator Effectiveness

The Educator Effectiveness domain will measure the effectiveness of school staff.

Stakeholder Feedback

The Stakeholder Feedback domain will measure the engagement and satisfaction of parents, students, and teachers using feedback from the District-wide Surveys.

John Barry School

Address	5900 Race St. Philadelphia, PA 19139	Grade Range	K-8
Phone / Fax	215.471.2744 / 215.471.6320	Comprehensive CTE	No
Website	N/A	Admissions Category	Neighborhood
		Turnaround Model	N/A

Welcome

The School Progress Report (SPR) provides parents, families, and community members with valuable information on the progress schools are making towards District-wide goals. Each school receives a score and a corresponding performance tier at the overall and domain levels. Each school also receives two rankings: one within all schools of the same grade configuration (City Rank) and one within a peer group of schools with similar student demographics (Peer Rank). A school is designated a City Leader if it ranks first among all schools with the same grade configuration. A school is designated a Peer Leader if it ranks first in its peer group.

Scoring Summary

TIER: ■ ■ ■ ■ INTERVENE (0-24%) ■ ■ ■ WATCH (25-49%) ■ ■ ■ REINFORCE (50-74%) ■ ■ ■ MODEL (75-100%)

OVERALL

A school's overall score represents its combined performance on the Achievement, Progress, Climate, and College & Career (for high schools only) domains.

Score	Performance Tier	City Rank (Gap to Leader)	Peer Rank (Gap to Leader)
32%	■ ■ ■ ■ WATCH	59th of 98 (-49)	17th of 45 (-23)

Achievement

The Achievement domain measures performance on standardized assessments, including the DRA, PSSA, Keystone Exams, and ACCESS for ELLs.

7%	■ ■ ■ ■ INTERVENE	84th of 98 (-81)	32nd of 45 (-26)
----	--	---------------------	---------------------

Progress

The Progress domain measures growth on standardized assessments and progress towards graduation (for high schools only).

57%	■ ■ ■ ■ REINFORCE	26th of 98 (-32)	12th of 45 (-23)
-----	--	---------------------	---------------------

Climate

The Climate domain measures student engagement and school climate.

8%	■ ■ ■ ■ INTERVENE	94th of 98 (-92)	41st of 45 (-66)
----	--	---------------------	---------------------

Coming in 2014-2015

Equity

The Equity domain will measure growth on standardized assessments for the lowest performers in a school.

Educator Effectiveness

The Educator Effectiveness domain will measure the effectiveness of school staff.

Stakeholder Feedback

The Stakeholder Feedback domain will measure the engagement and satisfaction of parents, students, and teachers using feedback from the District-wide Surveys.

John F. Hartranft School

Address 720 W. Cumberland St.
Philadelphia, PA 19133

Phone / Fax 215.684.5088 / 215.765.6515

Website N/A

Grade Range K-8

Comprehensive CTE No

Admissions Category Neighborhood

Turnaround Model N/A

Welcome





The School Progress Report (SPR) provides parents, families, and community members with valuable information on the progress schools are making towards District-wide goals. Each school receives a score and a corresponding performance tier at the overall and domain levels. Each school also receives two rankings: one within all schools of the same grade configuration (City Rank) and one within a peer group of schools with similar student demographics (Peer Rank). A school is designated a City Leader if it ranks first among all schools with the same grade configuration. A school is designated a Peer Leader if it ranks first in its peer group.

Scoring Summary

TIER:     INTERVENE (0-24%)    WATCH (25-49%)    REINFORCE (50-74%)    MODEL (75-100%)

OVERALL

A school's overall score represents its combined performance on the Achievement, Progress, Climate, and College & Career (for high schools only) domains.

Score	Performance Tier	City Rank (Gap to Leader)	Peer Rank (Gap to Leader)
22%	    INTERVENE	75th of 98 (-59)	27th of 45 (-33)

Achievement

The Achievement domain measures performance on standardized assessments, including the DRA, PSSA, Keystone Exams, and ACCESS for ELLs.

17%	    INTERVENE	59th of 98 (-71)	11th of 45 (-16)
-----	---	---------------------	---------------------

Progress

The Progress domain measures growth on standardized assessments and progress towards graduation (for high schools only).

20%	    INTERVENE	71st of 98 (-69)	31st of 45 (-60)
-----	---	---------------------	---------------------

Climate

The Climate domain measures student engagement and school climate.

33%	    WATCH	65th of 98 (-67)	15th of 45 (-41)
-----	---	---------------------	---------------------

Coming in 2014-2015

Equity

The Equity domain will measure growth on standardized assessments for the lowest performers in a school.

Educator Effectiveness

The Educator Effectiveness domain will measure the effectiveness of school staff.

Stakeholder Feedback

The Stakeholder Feedback domain will measure the engagement and satisfaction of parents, students, and teachers using feedback from the District-wide Surveys.

John H. Taggart School

Address	400 W. Porter St. Philadelphia, PA 19148	Grade Range	K-8
Phone / Fax	215.952.6228 / 215.952.8502	Comprehensive CTE	No
Website	www.philasd.org/schools/taggart	Admissions Category	Neighborhood
		Turnaround Model	N/A

Welcome

The School Progress Report (SPR) provides parents, families, and community members with valuable information on the progress schools are making towards District-wide goals. Each school receives a score and a corresponding performance tier at the overall and domain levels. Each school also receives two rankings: one within all schools of the same grade configuration (City Rank) and one within a peer group of schools with similar student demographics (Peer Rank). A school is designated a City Leader if it ranks first among all schools with the same grade configuration. A school is designated a Peer Leader if it ranks first in its peer group.

Scoring Summary

TIER: ■ ■ ■ ■ INTERVENE (0-24%) ■ ■ ■ ■ WATCH (25-49%) ■ ■ ■ ■ REINFORCE (50-74%) ■ ■ ■ ■ MODEL (75-100%)

OVERALL

A school's overall score represents its combined performance on the Achievement, Progress, Climate, and College & Career (for high schools only) domains.

Score	Performance Tier	City Rank (Gap to Leader)	Peer Rank (Gap to Leader)
31%	■ ■ ■ ■ WATCH	62nd of 98 (-50)	9th of 9 (-48)

Achievement

The Achievement domain measures performance on standardized assessments, including the DRA, PSSA, Keystone Exams, and ACCESS for ELLs.

27%	■ ■ ■ ■ WATCH	42nd of 98 (-61)	8th of 9 (-47)
-----	--	---------------------	-------------------

Progress

The Progress domain measures growth on standardized assessments and progress towards graduation (for high schools only).

18%	■ ■ ■ ■ INTERVENE	76th of 98 (-71)	9th of 9 (-71)
-----	--	---------------------	-------------------

Climate

The Climate domain measures student engagement and school climate.

71%	■ ■ ■ ■ REINFORCE	21st of 98 (-29)	6th of 9 (-29)
-----	--	---------------------	-------------------

Coming in 2014-2015

Equity

The Equity domain will measure growth on standardized assessments for the lowest performers in a school.

Educator Effectiveness

The Educator Effectiveness domain will measure the effectiveness of school staff.

Stakeholder Feedback

The Stakeholder Feedback domain will measure the engagement and satisfaction of parents, students, and teachers using feedback from the District-wide Surveys.

John L. Kinsey School (CLOSED)

Address Closed

Grade Range K-8

Phone / Fax Closed

Comprehensive CTE No

Website Closed

Admissions Category Neighborhood

Turnaround Model N/A

Welcome

The School Progress Report (SPR) provides parents, families, and community members with valuable information on the progress schools are making towards District-wide goals. Each school receives a score and a corresponding performance tier at the overall and domain levels. Each school also receives two rankings: one within all schools of the same grade configuration (City Rank) and one within a peer group of schools with similar student demographics (Peer Rank). A school is designated a City Leader if it ranks first among all schools with the same grade configuration. A school is designated a Peer Leader if it ranks first in its peer group.

Scoring Summary

TIER: ■ ■ ■ ■ INTERVENE (0-24%) ■ ■ ■ WATCH (25-49%) ■ ■ ■ REINFORCE (50-74%) ■ ■ ■ MODEL (75-100%)

OVERALL

A school's overall score represents its combined performance on the Achievement, Progress, Climate, and College & Career (for high schools only) domains.

Score	Performance Tier	City Rank (Gap to Leader)	Peer Rank (Gap to Leader)
22%	■ ■ ■ ■ INTERVENE	75th of 98 (-59)	18th of 21 (-47)

Achievement

The Achievement domain measures performance on standardized assessments, including the DRA, PSSA, Keystone Exams, and ACCESS for ELLs.

4%	■ ■ ■ ■ INTERVENE	91st of 98 (-84)	21st of 21 (-47)
----	--	---------------------	---------------------

Progress

The Progress domain measures growth on standardized assessments and progress towards graduation (for high schools only).

30%	■ ■ ■ ■ WATCH	56th of 98 (-59)	12th of 21 (-57)
-----	--	---------------------	---------------------

Climate

The Climate domain measures student engagement and school climate.

32%	■ ■ ■ ■ WATCH	70th of 98 (-68)	20th of 21 (-41)
-----	--	---------------------	---------------------

Coming in 2014-2015

Equity

The Equity domain will measure growth on standardized assessments for the lowest performers in a school.

Educator Effectiveness

The Educator Effectiveness domain will measure the effectiveness of school staff.

Stakeholder Feedback

The Stakeholder Feedback domain will measure the engagement and satisfaction of parents, students, and teachers using feedback from the District-wide Surveys.

John S. Jenks School

Address 8301 Germantown Ave.
Philadelphia, PA 19118

Phone / Fax 215.248.6604 / 215.248.6681

Website www.philasd.org/schools/jsjenks

Grade Range K-8

Comprehensive CTE No

Admissions Category Neighborhood

Turnaround Model N/A

Welcome

The School Progress Report (SPR) provides parents, families, and community members with valuable information on the progress schools are making towards District-wide goals. Each school receives a score and a corresponding performance tier at the overall and domain levels. Each school also receives two rankings: one within all schools of the same grade configuration (City Rank) and one within a peer group of schools with similar student demographics (Peer Rank). A school is designated a City Leader if it ranks first among all schools with the same grade configuration. A school is designated a Peer Leader if it ranks first in its peer group.

Scoring Summary

TIER: ■ ■ ■ ■ INTERVENE (0-24%) ■ ■ ■ WATCH (25-49%) ■ ■ ■ REINFORCE (50-74%) ■ ■ ■ MODEL (75-100%)

OVERALL

A school's overall score represents its combined performance on the Achievement, Progress, Climate, and College & Career (for high schools only) domains.

Score	Performance Tier	City Rank (Gap to Leader)	Peer Rank (Gap to Leader)
43%	■ ■ ■ ■ WATCH	37th of 98 (-38)	5th of 5 (-24)

Achievement

The Achievement domain measures performance on standardized assessments, including the DRA, PSSA, Keystone Exams, and ACCESS for ELLs.

53%	■ ■ ■ ■ REINFORCE	15th of 98 (-35)	3rd of 5 (-7)
-----	--	---------------------	------------------

Progress

The Progress domain measures growth on standardized assessments and progress towards graduation (for high schools only).

14%	■ ■ ■ ■ INTERVENE	81st of 98 (-75)	5th of 5 (-49)
-----	--	---------------------	-------------------

Climate

The Climate domain measures student engagement and school climate.

97%	■ ■ ■ ■ MODEL	5th of 98 (-3)	Peer Leader
-----	--	-------------------	-------------

Coming in 2014-2015

Equity

The Equity domain will measure growth on standardized assessments for the lowest performers in a school.

Educator Effectiveness

The Educator Effectiveness domain will measure the effectiveness of school staff.

Stakeholder Feedback

The Stakeholder Feedback domain will measure the engagement and satisfaction of parents, students, and teachers using feedback from the District-wide Surveys.

John Welsh School

Address	2331 N. 4th St. Philadelphia, PA 19133	Grade Range	K-8
Phone / Fax	215.291.4708 / 215.291.4153	Comprehensive CTE	No
Website	www.philasd.org/schools/welsh	Admissions Category	Neighborhood
		Turnaround Model	N/A

Welcome

The School Progress Report (SPR) provides parents, families, and community members with valuable information on the progress schools are making towards District-wide goals. Each school receives a score and a corresponding performance tier at the overall and domain levels. Each school also receives two rankings: one within all schools of the same grade configuration (City Rank) and one within a peer group of schools with similar student demographics (Peer Rank). A school is designated a City Leader if it ranks first among all schools with the same grade configuration. A school is designated a Peer Leader if it ranks first in its peer group.

Scoring Summary

TIER: ■ □ □ □ INTERVENE (0-24%) □ ■ □ □ WATCH (25-49%) □ □ ■ □ REINFORCE (50-74%) □ □ □ ■ MODEL (75-100%)

OVERALL

A school's overall score represents its combined performance on the Achievement, Progress, Climate, and College & Career (for high schools only) domains.

Score	Performance Tier	City Rank (Gap to Leader)	Peer Rank (Gap to Leader)
52%	□ □ ■ □ REINFORCE	19th of 98 (-29)	2nd of 45 (-3)

Achievement

The Achievement domain measures performance on standardized assessments, including the DRA, PSSA, Keystone Exams, and ACCESS for ELLs.

27%	□ ■ □ □ WATCH	42nd of 98 (-61)	4th of 45 (-6)
-----	--	---------------------	-------------------

Progress

The Progress domain measures growth on standardized assessments and progress towards graduation (for high schools only).

67%	□ □ ■ □ REINFORCE	13th of 98 (-22)	5th of 45 (-13)
-----	--	---------------------	--------------------

Climate

The Climate domain measures student engagement and school climate.

52%	□ □ ■ □ REINFORCE	43rd of 98 (-48)	4th of 45 (-22)
-----	--	---------------------	--------------------

Coming in 2014-2015

Equity

The Equity domain will measure growth on standardized assessments for the lowest performers in a school.

Educator Effectiveness

The Educator Effectiveness domain will measure the effectiveness of school staff.

Stakeholder Feedback

The Stakeholder Feedback domain will measure the engagement and satisfaction of parents, students, and teachers using feedback from the District-wide Surveys.

Joseph C. Ferguson School (CLOSED)

Address Closed

Grade Range K-8

Phone / Fax Closed

Comprehensive CTE No

Website Closed

Admissions Category Neighborhood

Turnaround Model N/A

Welcome





The School Progress Report (SPR) provides parents, families, and community members with valuable information on the progress schools are making towards District-wide goals. Each school receives a score and a corresponding performance tier at the overall and domain levels. Each school also receives two rankings: one within all schools of the same grade configuration (City Rank) and one within a peer group of schools with similar student demographics (Peer Rank). A school is designated a City Leader if it ranks first among all schools with the same grade configuration. A school is designated a Peer Leader if it ranks first in its peer group.

Scoring Summary

TIER:     INTERVENE (0-24%)    WATCH (25-49%)    REINFORCE (50-74%)    MODEL (75-100%)

OVERALL

A school's overall score represents its combined performance on the Achievement, Progress, Climate, and College & Career (for high schools only) domains.

Score	Performance Tier	City Rank (Gap to Leader)	Peer Rank (Gap to Leader)
23%	    INTERVENE	72nd of 98 (-58)	25th of 45 (-32)

Achievement

The Achievement domain measures performance on standardized assessments, including the DRA, PSSA, Keystone Exams, and ACCESS for ELLs.

17%	    INTERVENE	59th of 98 (-71)	11th of 45 (-16)
-----	---	---------------------	---------------------

Progress

The Progress domain measures growth on standardized assessments and progress towards graduation (for high schools only).

22%	    INTERVENE	69th of 98 (-67)	29th of 45 (-58)
-----	---	---------------------	---------------------

Climate

The Climate domain measures student engagement and school climate.

37%	    WATCH	58th of 98 (-63)	10th of 45 (-37)
-----	---	---------------------	---------------------

Coming in 2014-2015

Equity

The Equity domain will measure growth on standardized assessments for the lowest performers in a school.

Educator Effectiveness

The Educator Effectiveness domain will measure the effectiveness of school staff.

Stakeholder Feedback

The Stakeholder Feedback domain will measure the engagement and satisfaction of parents, students, and teachers using feedback from the District-wide Surveys.

Joseph Greenberg School

Address	600 Sharon Ln. Philadelphia, PA 19115	Grade Range	K-8
Phone / Fax	215.961.2002 / 215.961.2560	Comprehensive CTE	No
Website	www.philasd.org/schools/greenberg	Admissions Category	Neighborhood
		Turnaround Model	N/A

Welcome

The School Progress Report (SPR) provides parents, families, and community members with valuable information on the progress schools are making towards District-wide goals. Each school receives a score and a corresponding performance tier at the overall and domain levels. Each school also receives two rankings: one within all schools of the same grade configuration (City Rank) and one within a peer group of schools with similar student demographics (Peer Rank). A school is designated a City Leader if it ranks first among all schools with the same grade configuration. A school is designated a Peer Leader if it ranks first in its peer group.

Scoring Summary

TIER: ■ ■ ■ ■ INTERVENE (0-24%) ■ ■ ■ WATCH (25-49%) ■ ■ ■ REINFORCE (50-74%) ■ ■ ■ MODEL (75-100%)

OVERALL

A school's overall score represents its combined performance on the Achievement, Progress, Climate, and College & Career (for high schools only) domains.

Score	Performance Tier	City Rank (Gap to Leader)	Peer Rank (Gap to Leader)
81%	■ ■ ■ ■ MODEL	City Leader	Peer Leader

Achievement

The Achievement domain measures performance on standardized assessments, including the DRA, PSSA, Keystone Exams, and ACCESS for ELLs.

77%	■ ■ ■ ■ MODEL	3rd of 98 (-11)	3rd of 9 (-11)
-----	--	--------------------	-------------------

Progress

The Progress domain measures growth on standardized assessments and progress towards graduation (for high schools only).

78%	■ ■ ■ ■ MODEL	4th of 98 (-11)	Peer Leader
-----	--	--------------------	-------------

Climate

The Climate domain measures student engagement and school climate.

97%	■ ■ ■ ■ MODEL	5th of 98 (-3)	4th of 9 (-3)
-----	--	-------------------	------------------

Coming in 2014-2015

Equity

The Equity domain will measure growth on standardized assessments for the lowest performers in a school.

Educator Effectiveness

The Educator Effectiveness domain will measure the effectiveness of school staff.

Stakeholder Feedback

The Stakeholder Feedback domain will measure the engagement and satisfaction of parents, students, and teachers using feedback from the District-wide Surveys.

Julia de Burgos School

Address	401 W. Lehigh Ave. Philadelphia, PA 19133	Grade Range	K-8
Phone / Fax	215.291.4065 / 215.291.4084	Comprehensive CTE	No
Website	N/A	Admissions Category	Neighborhood
		Turnaround Model	N/A

Welcome

The School Progress Report (SPR) provides parents, families, and community members with valuable information on the progress schools are making towards District-wide goals. Each school receives a score and a corresponding performance tier at the overall and domain levels. Each school also receives two rankings: one within all schools of the same grade configuration (City Rank) and one within a peer group of schools with similar student demographics (Peer Rank). A school is designated a City Leader if it ranks first among all schools with the same grade configuration. A school is designated a Peer Leader if it ranks first in its peer group.

Scoring Summary

TIER: ■ ■ ■ ■ INTERVENE (0-24%) ■ ■ ■ ■ WATCH (25-49%) ■ ■ ■ ■ REINFORCE (50-74%) ■ ■ ■ ■ MODEL (75-100%)

OVERALL

A school's overall score represents its combined performance on the Achievement, Progress, Climate, and College & Career (for high schools only) domains.

Score	Performance Tier	City Rank (Gap to Leader)	Peer Rank (Gap to Leader)
32%	■ ■ ■ ■ WATCH	59th of 98 (-49)	17th of 45 (-23)

Achievement

The Achievement domain measures performance on standardized assessments, including the DRA, PSSA, Keystone Exams, and ACCESS for ELLs.

29%	■ ■ ■ ■ WATCH	40th of 98 (-59)	3rd of 45 (-4)
-----	---	---------------------	-------------------

Progress

The Progress domain measures growth on standardized assessments and progress towards graduation (for high schools only).

34%	■ ■ ■ ■ WATCH	51st of 98 (-55)	19th of 45 (-46)
-----	---	---------------------	---------------------

Climate

The Climate domain measures student engagement and school climate.

33%	■ ■ ■ ■ WATCH	65th of 98 (-67)	15th of 45 (-41)
-----	---	---------------------	---------------------

Coming in 2014-2015

Equity

The Equity domain will measure growth on standardized assessments for the lowest performers in a school.

Educator Effectiveness

The Educator Effectiveness domain will measure the effectiveness of school staff.

Stakeholder Feedback

The Stakeholder Feedback domain will measure the engagement and satisfaction of parents, students, and teachers using feedback from the District-wide Surveys.

Juniata Park Academy

Address	801 E. Hunting Park Ave. Philadelphia, PA 19124	Grade Range	K-8
Phone / Fax	215.289.7930 / 215.289.7949	Comprehensive CTE	No
Website	www.philasd.org/schools/juniatapark	Admissions Category	Neighborhood
		Turnaround Model	N/A

Welcome

The School Progress Report (SPR) provides parents, families, and community members with valuable information on the progress schools are making towards District-wide goals. Each school receives a score and a corresponding performance tier at the overall and domain levels. Each school also receives two rankings: one within all schools of the same grade configuration (City Rank) and one within a peer group of schools with similar student demographics (Peer Rank). A school is designated a City Leader if it ranks first among all schools with the same grade configuration. A school is designated a Peer Leader if it ranks first in its peer group.

Scoring Summary

TIER: ■ ■ ■ ■ INTERVENE (0-24%) ■ ■ ■ ■ WATCH (25-49%) ■ ■ ■ ■ REINFORCE (50-74%) ■ ■ ■ ■ MODEL (75-100%)

OVERALL

A school's overall score represents its combined performance on the Achievement, Progress, Climate, and College & Career (for high schools only) domains.

Score	Performance Tier	City Rank (Gap to Leader)	Peer Rank (Gap to Leader)
69%	■ ■ ■ ■ REINFORCE	6th of 98 (-12)	Peer Leader

Achievement

The Achievement domain measures performance on standardized assessments, including the DRA, PSSA, Keystone Exams, and ACCESS for ELLs.

35%	■ ■ ■ ■ WATCH	30th of 98 (-53)	5th of 21 (-16)
-----	---	---------------------	--------------------

Progress

The Progress domain measures growth on standardized assessments and progress towards graduation (for high schools only).

87%	■ ■ ■ ■ MODEL	2nd of 98 (-2)	Peer Leader
-----	---	-------------------	-------------

Climate

The Climate domain measures student engagement and school climate.

73%	■ ■ ■ ■ REINFORCE	19th of 98 (-27)	Peer Leader
-----	---	---------------------	-------------

Coming in 2014-2015

Equity

The Equity domain will measure growth on standardized assessments for the lowest performers in a school.

Educator Effectiveness

The Educator Effectiveness domain will measure the effectiveness of school staff.

Stakeholder Feedback

The Stakeholder Feedback domain will measure the engagement and satisfaction of parents, students, and teachers using feedback from the District-wide Surveys.

Kenderton School

Address 1500 W. Ontario St.
Philadelphia, PA 19140

Phone / Fax 215.525.4141 / N/A

Website N/A

Grade Range K-8

Comprehensive CTE No

Admissions Category Neighborhood

Turnaround Model N/A

Welcome

The School Progress Report (SPR) provides parents, families, and community members with valuable information on the progress schools are making towards District-wide goals. Each school receives a score and a corresponding performance tier at the overall and domain levels. Each school also receives two rankings: one within all schools of the same grade configuration (City Rank) and one within a peer group of schools with similar student demographics (Peer Rank). A school is designated a City Leader if it ranks first among all schools with the same grade configuration. A school is designated a Peer Leader if it ranks first in its peer group.

Scoring Summary

TIER: ■ ■ ■ ■ INTERVENE (0-24%) ■ ■ ■ WATCH (25-49%) ■ ■ ■ REINFORCE (50-74%) ■ ■ ■ MODEL (75-100%)

OVERALL

A school's overall score represents its combined performance on the Achievement, Progress, Climate, and College & Career (for high schools only) domains.

Score	Performance Tier	City Rank (Gap to Leader)	Peer Rank (Gap to Leader)
23%	■ ■ ■ ■ INTERVENE	72nd of 98 (-58)	25th of 45 (-32)

Achievement

The Achievement domain measures performance on standardized assessments, including the DRA, PSSA, Keystone Exams, and ACCESS for ELLs.

7%	■ ■ ■ ■ INTERVENE	84th of 98 (-81)	32nd of 45 (-26)
----	--	---------------------	---------------------

Progress

The Progress domain measures growth on standardized assessments and progress towards graduation (for high schools only).

32%	■ ■ ■ ■ WATCH	53rd of 98 (-57)	21st of 45 (-48)
-----	--	---------------------	---------------------

Climate

The Climate domain measures student engagement and school climate.

26%	■ ■ ■ ■ WATCH	79th of 98 (-74)	26th of 45 (-48)
-----	--	---------------------	---------------------

Coming in 2014-2015

Equity

The Equity domain will measure growth on standardized assessments for the lowest performers in a school.

Educator Effectiveness

The Educator Effectiveness domain will measure the effectiveness of school staff.

Stakeholder Feedback

The Stakeholder Feedback domain will measure the engagement and satisfaction of parents, students, and teachers using feedback from the District-wide Surveys.

Laura H. Carnell School

Address 1100 Devereaux Ave.

Philadelphia, PA 19111

Phone / Fax 215.537.2527 / 215.537.6305

Website www.philasd.org/schools/carnell

Grade Range K-8

Comprehensive CTE No

Admissions Category Neighborhood

Turnaround Model N/A

Welcome





The School Progress Report (SPR) provides parents, families, and community members with valuable information on the progress schools are making towards District-wide goals. Each school receives a score and a corresponding performance tier at the overall and domain levels. Each school also receives two rankings: one within all schools of the same grade configuration (City Rank) and one within a peer group of schools with similar student demographics (Peer Rank). A school is designated a City Leader if it ranks first among all schools with the same grade configuration. A school is designated a Peer Leader if it ranks first in its peer group.

Scoring Summary

TIER:     INTERVENE (0-24%)     WATCH (25-49%)     REINFORCE (50-74%)     MODEL (75-100%)

OVERALL

A school's overall score represents its combined performance on the Achievement, Progress, Climate, and College & Career (for high schools only) domains.

Score	Performance Tier	City Rank (Gap to Leader)	Peer Rank (Gap to Leader)
18%	    INTERVENE	86th of 98 (-63)	20th of 21 (-51)

Achievement

The Achievement domain measures performance on standardized assessments, including the DRA, PSSA, Keystone Exams, and ACCESS for ELLs.

17%	    INTERVENE	59th of 98 (-71)	18th of 21 (-34)
-----	---	---------------------	---------------------

Progress

The Progress domain measures growth on standardized assessments and progress towards graduation (for high schools only).

12%	    INTERVENE	84th of 98 (-77)	18th of 21 (-75)
-----	---	---------------------	---------------------

Climate

The Climate domain measures student engagement and school climate.

33%	    WATCH	65th of 98 (-67)	19th of 21 (-40)
-----	---	---------------------	---------------------

Coming in 2014-2015

Equity

The Equity domain will measure growth on standardized assessments for the lowest performers in a school.

Educator Effectiveness

The Educator Effectiveness domain will measure the effectiveness of school staff.

Stakeholder Feedback

The Stakeholder Feedback domain will measure the engagement and satisfaction of parents, students, and teachers using feedback from the District-wide Surveys.

Laura W. Waring School

Address	1801 Green St. Philadelphia, PA 19130	Grade Range	K-8
Phone / Fax	215.684.5073 / 215.684.5479	Comprehensive CTE	No
Website	N/A	Admissions Category	Neighborhood
		Turnaround Model	N/A

Welcome

The School Progress Report (SPR) provides parents, families, and community members with valuable information on the progress schools are making towards District-wide goals. Each school receives a score and a corresponding performance tier at the overall and domain levels. Each school also receives two rankings: one within all schools of the same grade configuration (City Rank) and one within a peer group of schools with similar student demographics (Peer Rank). A school is designated a City Leader if it ranks first among all schools with the same grade configuration. A school is designated a Peer Leader if it ranks first in its peer group.

Scoring Summary

TIER: ■ ■ ■ ■ INTERVENE (0-24%) ■ ■ ■ ■ WATCH (25-49%) ■ ■ ■ ■ REINFORCE (50-74%) ■ ■ ■ ■ MODEL (75-100%)

OVERALL

A school's overall score represents its combined performance on the Achievement, Progress, Climate, and College & Career (for high schools only) domains.

Score	Performance Tier	City Rank (Gap to Leader)	Peer Rank (Gap to Leader)
35%	■ ■ ■ ■ WATCH	55th of 98 (-46)	15th of 45 (-20)

Achievement

The Achievement domain measures performance on standardized assessments, including the DRA, PSSA, Keystone Exams, and ACCESS for ELLs.

30%	■ ■ ■ ■ WATCH	36th of 98 (-58)	2nd of 45 (-3)
-----	--	---------------------	-------------------

Progress

The Progress domain measures growth on standardized assessments and progress towards graduation (for high schools only).

23%	■ ■ ■ ■ INTERVENE	67th of 98 (-66)	28th of 45 (-57)
-----	--	---------------------	---------------------

Climate

The Climate domain measures student engagement and school climate.

74%	■ ■ ■ ■ REINFORCE	18th of 98 (-26)	Peer Leader
-----	--	---------------------	-------------

Coming in 2014-2015

Equity

The Equity domain will measure growth on standardized assessments for the lowest performers in a school.

Educator Effectiveness

The Educator Effectiveness domain will measure the effectiveness of school staff.

Stakeholder Feedback

The Stakeholder Feedback domain will measure the engagement and satisfaction of parents, students, and teachers using feedback from the District-wide Surveys.

Leidy School (CLOSED)

Address	Closed	Grade Range	K-8
Phone / Fax	Closed	Comprehensive CTE	No
Website	Closed	Admissions Category	Neighborhood
		Turnaround Model	N/A

Welcome

The School Progress Report (SPR) provides parents, families, and community members with valuable information on the progress schools are making towards District-wide goals. Each school receives a score and a corresponding performance tier at the overall and domain levels. Each school also receives two rankings: one within all schools of the same grade configuration (City Rank) and one within a peer group of schools with similar student demographics (Peer Rank). A school is designated a City Leader if it ranks first among all schools with the same grade configuration. A school is designated a Peer Leader if it ranks first in its peer group.

Scoring Summary

TIER: ■ ■ ■ ■ INTERVENE (0-24%) ■ ■ ■ ■ WATCH (25-49%) ■ ■ ■ ■ REINFORCE (50-74%) ■ ■ ■ ■ MODEL (75-100%)

OVERALL

A school's overall score represents its combined performance on the Achievement, Progress, Climate, and College & Career (for high schools only) domains.

Score	Performance Tier	City Rank (Gap to Leader)	Peer Rank (Gap to Leader)
26%	■ ■ ■ ■ WATCH	68th of 98 (-55)	21st of 45 (-29)

Achievement

The Achievement domain measures performance on standardized assessments, including the DRA, PSSA, Keystone Exams, and ACCESS for ELLs.

19%	■ ■ ■ ■ INTERVENE	56th of 98 (-69)	9th of 45 (-14)
-----	--	---------------------	--------------------

Progress

The Progress domain measures growth on standardized assessments and progress towards graduation (for high schools only).

28%	■ ■ ■ ■ WATCH	58th of 98 (-61)	24th of 45 (-52)
-----	--	---------------------	---------------------

Climate

The Climate domain measures student engagement and school climate.

32%	■ ■ ■ ■ WATCH	70th of 98 (-68)	19th of 45 (-42)
-----	--	---------------------	---------------------

Coming in 2014-2015

Equity

The Equity domain will measure growth on standardized assessments for the lowest performers in a school.

Educator Effectiveness

The Educator Effectiveness domain will measure the effectiveness of school staff.

Stakeholder Feedback

The Stakeholder Feedback domain will measure the engagement and satisfaction of parents, students, and teachers using feedback from the District-wide Surveys.

Leslie P. Hill School (CLOSED)

Address Closed

Grade Range K-8

Phone / Fax Closed

Comprehensive CTE No

Website Closed

Admissions Category Neighborhood

Turnaround Model N/A

Welcome

The School Progress Report (SPR) provides parents, families, and community members with valuable information on the progress schools are making towards District-wide goals. Each school receives a score and a corresponding performance tier at the overall and domain levels. Each school also receives two rankings: one within all schools of the same grade configuration (City Rank) and one within a peer group of schools with similar student demographics (Peer Rank). A school is designated a City Leader if it ranks first among all schools with the same grade configuration. A school is designated a Peer Leader if it ranks first in its peer group.

Scoring Summary

TIER: ■ ■ ■ ■ INTERVENE (0-24%) ■ ■ ■ WATCH (25-49%) ■ ■ ■ REINFORCE (50-74%) ■ ■ ■ MODEL (75-100%)

OVERALL

A school's overall score represents its combined performance on the Achievement, Progress, Climate, and College & Career (for high schools only) domains.

Score	Performance Tier	City Rank (Gap to Leader)	Peer Rank (Gap to Leader)
12%	■ ■ ■ ■ INTERVENE	91st of 98 (-69)	38th of 45 (-43)

Achievement

The Achievement domain measures performance on standardized assessments, including the DRA, PSSA, Keystone Exams, and ACCESS for ELLs.

3%	■ ■ ■ ■ INTERVENE	93rd of 98 (-85)	40th of 45 (-30)
----	--	---------------------	---------------------

Progress

The Progress domain measures growth on standardized assessments and progress towards graduation (for high schools only).

16%	■ ■ ■ ■ INTERVENE	79th of 98 (-73)	34th of 45 (-64)
-----	--	---------------------	---------------------

Climate

The Climate domain measures student engagement and school climate.

18%	■ ■ ■ ■ INTERVENE	86th of 98 (-82)	33rd of 45 (-56)
-----	--	---------------------	---------------------

Coming in 2014-2015

Equity

The Equity domain will measure growth on standardized assessments for the lowest performers in a school.

Educator Effectiveness

The Educator Effectiveness domain will measure the effectiveness of school staff.

Stakeholder Feedback

The Stakeholder Feedback domain will measure the engagement and satisfaction of parents, students, and teachers using feedback from the District-wide Surveys.

Louis H. Farrell School

Address	8300 Castor Ave. Philadelphia, PA 19152	Grade Range	K-8
Phone / Fax	215.728.5009 / 215.728.5225	Comprehensive CTE	No
Website	www.philasd.org/schools/farrell	Admissions Category	Neighborhood
		Turnaround Model	N/A

Welcome

The School Progress Report (SPR) provides parents, families, and community members with valuable information on the progress schools are making towards District-wide goals. Each school receives a score and a corresponding performance tier at the overall and domain levels. Each school also receives two rankings: one within all schools of the same grade configuration (City Rank) and one within a peer group of schools with similar student demographics (Peer Rank). A school is designated a City Leader if it ranks first among all schools with the same grade configuration. A school is designated a Peer Leader if it ranks first in its peer group.

Scoring Summary

TIER: ■ □ □ □ INTERVENE (0-24%) □ ■ □ □ WATCH (25-49%) □ □ ■ □ REINFORCE (50-74%) □ □ □ ■ MODEL (75-100%)

OVERALL

A school's overall score represents its combined performance on the Achievement, Progress, Climate, and College & Career (for high schools only) domains.

Score	Performance Tier	City Rank (Gap to Leader)	Peer Rank (Gap to Leader)
55%	□ □ ■ □ REINFORCE	14th of 98 (-26)	7th of 9 (-24)

Achievement

The Achievement domain measures performance on standardized assessments, including the DRA, PSSA, Keystone Exams, and ACCESS for ELLs.

56%	□ □ ■ □ REINFORCE	12th of 98 (-32)	3rd of 9 (-18)
-----	--	---------------------	-------------------

Progress

The Progress domain measures growth on standardized assessments and progress towards graduation (for high schools only).

42%	□ ■ □ □ WATCH	42nd of 98 (-47)	8th of 9 (-47)
-----	--	---------------------	-------------------

Climate

The Climate domain measures student engagement and school climate.

84%	□ □ □ ■ MODEL	12th of 98 (-16)	3rd of 9 (-16)
-----	--	---------------------	-------------------

Coming in 2014-2015

Equity

The Equity domain will measure growth on standardized assessments for the lowest performers in a school.

Educator Effectiveness

The Educator Effectiveness domain will measure the effectiveness of school staff.

Stakeholder Feedback

The Stakeholder Feedback domain will measure the engagement and satisfaction of parents, students, and teachers using feedback from the District-wide Surveys.

M. Hall Stanton School (CLOSED)

Address	Closed	Grade Range	K-8
Phone / Fax	Closed	Comprehensive CTE	No
Website	Closed	Admissions Category	Neighborhood
		Turnaround Model	N/A

Welcome


The School Progress Report (SPR) provides parents, families, and community members with valuable information on the progress schools are making towards District-wide goals. Each school receives a score and a corresponding performance tier at the overall and domain levels. Each school also receives two rankings: one within all schools of the same grade configuration (City Rank) and one within a peer group of schools with similar student demographics (Peer Rank). A school is designated a City Leader if it ranks first among all schools with the same grade configuration. A school is designated a Peer Leader if it ranks first in its peer group.

Scoring Summary

TIER:     INTERVENE (0-24%)    WATCH (25-49%)    REINFORCE (50-74%)    MODEL (75-100%)

OVERALL

A school's overall score represents its combined performance on the Achievement, Progress, Climate, and College & Career (for high schools only) domains.

Score	Performance Tier	City Rank (Gap to Leader)	Peer Rank (Gap to Leader)
10%	    INTERVENE	93rd of 98 (-71)	40th of 45 (-45)

Achievement

The Achievement domain measures performance on standardized assessments, including the DRA, PSSA, Keystone Exams, and ACCESS for ELLs.

4%	    INTERVENE	91st of 98 (-84)	39th of 45 (-29)
----	---	---------------------	---------------------

Progress

The Progress domain measures growth on standardized assessments and progress towards graduation (for high schools only).

12%	    INTERVENE	84th of 98 (-77)	37th of 45 (-68)
-----	---	---------------------	---------------------

Climate

The Climate domain measures student engagement and school climate.

15%	    INTERVENE	90th of 98 (-85)	37th of 45 (-59)
-----	---	---------------------	---------------------

Coming in 2014-2015

Equity

The Equity domain will measure growth on standardized assessments for the lowest performers in a school.

Educator Effectiveness

The Educator Effectiveness domain will measure the effectiveness of school staff.

Stakeholder Feedback

The Stakeholder Feedback domain will measure the engagement and satisfaction of parents, students, and teachers using feedback from the District-wide Surveys.

Martha Washington School

Address	766 N. 44th St. Philadelphia, PA 19104	Grade Range	K-8
Phone / Fax	215.823.8203 / 215.823.8292	Comprehensive CTE	No
Website	www.philasd.org/schools/marthawashington	Admissions Category	Neighborhood
		Turnaround Model	N/A

Welcome

The School Progress Report (SPR) provides parents, families, and community members with valuable information on the progress schools are making towards District-wide goals. Each school receives a score and a corresponding performance tier at the overall and domain levels. Each school also receives two rankings: one within all schools of the same grade configuration (City Rank) and one within a peer group of schools with similar student demographics (Peer Rank). A school is designated a City Leader if it ranks first among all schools with the same grade configuration. A school is designated a Peer Leader if it ranks first in its peer group.

Scoring Summary

TIER: ■ ■ ■ ■ INTERVENE (0-24%) ■ ■ ■ ■ WATCH (25-49%) ■ ■ ■ ■ REINFORCE (50-74%) ■ ■ ■ ■ MODEL (75-100%)

OVERALL

A school's overall score represents its combined performance on the Achievement, Progress, Climate, and College & Career (for high schools only) domains.

Score	Performance Tier	City Rank (Gap to Leader)	Peer Rank (Gap to Leader)
27%	■ ■ ■ ■ WATCH	66th of 98 (-54)	20th of 45 (-28)

Achievement

The Achievement domain measures performance on standardized assessments, including the DRA, PSSA, Keystone Exams, and ACCESS for ELLs.

13%	■ ■ ■ ■ INTERVENE	73rd of 98 (-75)	22nd of 45 (-20)
-----	--	---------------------	---------------------

Progress

The Progress domain measures growth on standardized assessments and progress towards graduation (for high schools only).

31%	■ ■ ■ ■ WATCH	54th of 98 (-58)	22nd of 45 (-49)
-----	--	---------------------	---------------------

Climate

The Climate domain measures student engagement and school climate.

36%	■ ■ ■ ■ WATCH	59th of 98 (-64)	11th of 45 (-38)
-----	--	---------------------	---------------------

Coming in 2014-2015

Equity

The Equity domain will measure growth on standardized assessments for the lowest performers in a school.

Educator Effectiveness

The Educator Effectiveness domain will measure the effectiveness of school staff.

Stakeholder Feedback

The Stakeholder Feedback domain will measure the engagement and satisfaction of parents, students, and teachers using feedback from the District-wide Surveys.

Mary M. Bethune School

Address	3301 Old York Rd. Philadelphia, PA 19140	Grade Range	K-8
Phone / Fax	215.227.4433 / 215.227.8658	Comprehensive CTE	No
Website	www.philasd.org/schools/bethune	Admissions Category	Neighborhood
		Turnaround Model	N/A

Welcome





The School Progress Report (SPR) provides parents, families, and community members with valuable information on the progress schools are making towards District-wide goals. Each school receives a score and a corresponding performance tier at the overall and domain levels. Each school also receives two rankings: one within all schools of the same grade configuration (City Rank) and one within a peer group of schools with similar student demographics (Peer Rank). A school is designated a City Leader if it ranks first among all schools with the same grade configuration. A school is designated a Peer Leader if it ranks first in its peer group.

Scoring Summary

TIER:     INTERVENE (0-24%)     WATCH (25-49%)     REINFORCE (50-74%)     MODEL (75-100%)

OVERALL

A school's overall score represents its combined performance on the Achievement, Progress, Climate, and College & Career (for high schools only) domains.

Score	Performance Tier	City Rank (Gap to Leader)	Peer Rank (Gap to Leader)
13%	    INTERVENE	89th of 98 (-68)	36th of 45 (-42)

Achievement

The Achievement domain measures performance on standardized assessments, including the DRA, PSSA, Keystone Exams, and ACCESS for ELLs.

14%	    INTERVENE	68th of 98 (-74)	18th of 45 (-19)
-----	---	---------------------	---------------------

Progress

The Progress domain measures growth on standardized assessments and progress towards graduation (for high schools only).

5%	    INTERVENE	93rd of 98 (-84)	42nd of 45 (-75)
----	---	---------------------	---------------------

Climate

The Climate domain measures student engagement and school climate.

33%	    WATCH	65th of 98 (-67)	15th of 45 (-41)
-----	---	---------------------	---------------------

Coming in 2014-2015

Equity

The Equity domain will measure growth on standardized assessments for the lowest performers in a school.

Educator Effectiveness

The Educator Effectiveness domain will measure the effectiveness of school staff.

Stakeholder Feedback

The Stakeholder Feedback domain will measure the engagement and satisfaction of parents, students, and teachers using feedback from the District-wide Surveys.

Mayfair School

Address	3001 Princeton Ave. Philadelphia, PA 19149	Grade Range	K-8
Phone / Fax	215.335.5651 / 215.335.5035	Comprehensive CTE	No
Website	www.philasd.org/schools/mayfair	Admissions Category	Neighborhood
		Turnaround Model	N/A

Welcome

The School Progress Report (SPR) provides parents, families, and community members with valuable information on the progress schools are making towards District-wide goals. Each school receives a score and a corresponding performance tier at the overall and domain levels. Each school also receives two rankings: one within all schools of the same grade configuration (City Rank) and one within a peer group of schools with similar student demographics (Peer Rank). A school is designated a City Leader if it ranks first among all schools with the same grade configuration. A school is designated a Peer Leader if it ranks first in its peer group.

Scoring Summary

TIER: ■ ■ ■ ■ INTERVENE (0-24%) ■ ■ ■ ■ WATCH (25-49%) ■ ■ ■ ■ REINFORCE (50-74%) ■ ■ ■ ■ MODEL (75-100%)

OVERALL

A school's overall score represents its combined performance on the Achievement, Progress, Climate, and College & Career (for high schools only) domains.

Score	Performance Tier	City Rank (Gap to Leader)	Peer Rank (Gap to Leader)
79%	<div><div></div><div></div><div></div><div style="background-color: blue;"></div></div> MODEL	2nd of 98 (-2)	Peer Leader

Achievement

The Achievement domain measures performance on standardized assessments, including the DRA, PSSA, Keystone Exams, and ACCESS for ELLs.

63%	<div><div></div><div></div><div style="background-color: green;"></div><div></div></div> REINFORCE	8th of 98 (-25)	2nd of 9 (-11)
-----	---	--------------------	-------------------

Progress

The Progress domain measures growth on standardized assessments and progress towards graduation (for high schools only).

89%	<div><div></div><div></div><div></div><div style="background-color: blue;"></div></div> MODEL	City Leader	Peer Leader
-----	--	-------------	-------------

Climate

The Climate domain measures student engagement and school climate.

77%	<div><div></div><div></div><div></div><div style="background-color: blue;"></div></div> MODEL	16th of 98 (-23)	5th of 9 (-23)
-----	--	---------------------	-------------------

Coming in 2014-2015

Equity

The Equity domain will measure growth on standardized assessments for the lowest performers in a school.

Educator Effectiveness

The Educator Effectiveness domain will measure the effectiveness of school staff.

Stakeholder Feedback

The Stakeholder Feedback domain will measure the engagement and satisfaction of parents, students, and teachers using feedback from the District-wide Surveys.

Morton McMichael School

Address	3543 Fairmount Ave. Philadelphia, PA 19104	Grade Range	K-8
Phone / Fax	215.823.8205 / 215.386.3549	Comprehensive CTE	No
Website	www.philasd.org/schools/mcmichael	Admissions Category	Neighborhood
		Turnaround Model	N/A

Welcome





The School Progress Report (SPR) provides parents, families, and community members with valuable information on the progress schools are making towards District-wide goals. Each school receives a score and a corresponding performance tier at the overall and domain levels. Each school also receives two rankings: one within all schools of the same grade configuration (City Rank) and one within a peer group of schools with similar student demographics (Peer Rank). A school is designated a City Leader if it ranks first among all schools with the same grade configuration. A school is designated a Peer Leader if it ranks first in its peer group.

Scoring Summary

TIER:     INTERVENE (0-24%)     WATCH (25-49%)     REINFORCE (50-74%)     MODEL (75-100%)

OVERALL

A school's overall score represents its combined performance on the Achievement, Progress, Climate, and College & Career (for high schools only) domains.

Score	Performance Tier	City Rank (Gap to Leader)	Peer Rank (Gap to Leader)
20%	    INTERVENE	81st of 98 (-61)	31st of 45 (-35)

Achievement

The Achievement domain measures performance on standardized assessments, including the DRA, PSSA, Keystone Exams, and ACCESS for ELLs.

3%	    INTERVENE	93rd of 98 (-85)	40th of 45 (-30)
----	---	---------------------	---------------------





Progress

The Progress domain measures growth on standardized assessments and progress towards graduation (for high schools only).

34%	    WATCH	51st of 98 (-55)	19th of 45 (-46)
-----	---	---------------------	---------------------

Climate

The Climate domain measures student engagement and school climate.

12%	    INTERVENE	91st of 98 (-88)	38th of 45 (-62)
-----	---	---------------------	---------------------

Coming in 2014-2015

Equity

The Equity domain will measure growth on standardized assessments for the lowest performers in a school.

Educator Effectiveness

The Educator Effectiveness domain will measure the effectiveness of school staff.

Stakeholder Feedback

The Stakeholder Feedback domain will measure the engagement and satisfaction of parents, students, and teachers using feedback from the District-wide Surveys.

Olney School

Address	5301 N. Water St. Philadelphia, PA 19120	Grade Range	K-8
Phone / Fax	215.456.3003 / 215.456.5566	Comprehensive CTE	No
Website	www.philasd.org/schools/olney	Admissions Category	Neighborhood
		Turnaround Model	N/A

Welcome

The School Progress Report (SPR) provides parents, families, and community members with valuable information on the progress schools are making towards District-wide goals. Each school receives a score and a corresponding performance tier at the overall and domain levels. Each school also receives two rankings: one within all schools of the same grade configuration (City Rank) and one within a peer group of schools with similar student demographics (Peer Rank). A school is designated a City Leader if it ranks first among all schools with the same grade configuration. A school is designated a Peer Leader if it ranks first in its peer group.

Scoring Summary

TIER: ■ ■ ■ ■ INTERVENE (0-24%) ■ ■ ■ WATCH (25-49%) ■ ■ ■ REINFORCE (50-74%) ■ ■ ■ MODEL (75-100%)

OVERALL

A school's overall score represents its combined performance on the Achievement, Progress, Climate, and College & Career (for high schools only) domains.

Score	Performance Tier	City Rank (Gap to Leader)	Peer Rank (Gap to Leader)
47%	■ ■ ■ ■ WATCH	30th of 98 (-34)	6th of 21 (-22)

Achievement

The Achievement domain measures performance on standardized assessments, including the DRA, PSSA, Keystone Exams, and ACCESS for ELLs.

18%	■ ■ ■ ■ INTERVENE	57th of 98 (-70)	17th of 21 (-33)
-----	--	---------------------	---------------------

Progress

The Progress domain measures growth on standardized assessments and progress towards graduation (for high schools only).

61%	■ ■ ■ ■ REINFORCE	21st of 98 (-28)	5th of 21 (-26)
-----	--	---------------------	--------------------

Climate

The Climate domain measures student engagement and school climate.

54%	■ ■ ■ ■ REINFORCE	40th of 98 (-46)	12th of 21 (-19)
-----	--	---------------------	---------------------

Coming in 2014-2015

Equity

The Equity domain will measure growth on standardized assessments for the lowest performers in a school.

Educator Effectiveness

The Educator Effectiveness domain will measure the effectiveness of school staff.

Stakeholder Feedback

The Stakeholder Feedback domain will measure the engagement and satisfaction of parents, students, and teachers using feedback from the District-wide Surveys.

Overbrook Educational Center

Address 6722 Lansdowne Ave.

Philadelphia, PA 19151

Phone / Fax 215.581.5890 / 215.581.5677

Website www.philasd.org/schools/oec

Grade Range K-8

Comprehensive CTE No

Admissions Category Citywide

Turnaround Model N/A

Welcome

The School Progress Report (SPR) provides parents, families, and community members with valuable information on the progress schools are making towards District-wide goals. Each school receives a score and a corresponding performance tier at the overall and domain levels. Each school also receives two rankings: one within all schools of the same grade configuration (City Rank) and one within a peer group of schools with similar student demographics (Peer Rank). A school is designated a City Leader if it ranks first among all schools with the same grade configuration. A school is designated a Peer Leader if it ranks first in its peer group.

Scoring Summary

TIER: ■ □ □ □ INTERVENE (0-24%) □ ■ □ □ WATCH (25-49%) □ □ ■ □ REINFORCE (50-74%) □ □ □ ■ MODEL (75-100%)

OVERALL

A school's overall score represents its combined performance on the Achievement, Progress, Climate, and College & Career (for high schools only) domains.

Score	Performance Tier	City Rank (Gap to Leader)	Peer Rank (Gap to Leader)
67%	<div><div></div><div></div><div></div><div></div></div> REINFORCE	7th of 98 (-14)	Peer Leader

Achievement

The Achievement domain measures performance on standardized assessments, including the DRA, PSSA, Keystone Exams, and ACCESS for ELLs.

60%	<div><div></div><div></div><div></div><div></div></div> REINFORCE	10th of 98 (-28)	Peer Leader
-----	--	---------------------	-------------

Progress

The Progress domain measures growth on standardized assessments and progress towards graduation (for high schools only).

62%	<div><div></div><div></div><div></div><div></div></div> REINFORCE	19th of 98 (-27)	2nd of 5 (-1)
-----	--	---------------------	------------------

Climate

The Climate domain measures student engagement and school climate.

87%	<div><div></div><div></div><div></div><div></div></div> MODEL	10th of 98 (-13)	2nd of 5 (-10)
-----	--	---------------------	-------------------

Coming in 2014-2015

Equity

The Equity domain will measure growth on standardized assessments for the lowest performers in a school.

Educator Effectiveness

The Educator Effectiveness domain will measure the effectiveness of school staff.

Stakeholder Feedback

The Stakeholder Feedback domain will measure the engagement and satisfaction of parents, students, and teachers using feedback from the District-wide Surveys.

Paul L. Dunbar School

Address	1750 N. 12th St. Philadelphia, PA 19122	Grade Range	K-8
Phone / Fax	215.684.5065 / 215.684.8945	Comprehensive CTE	No
Website	www.philasd.org/schools/dunbar	Admissions Category	Neighborhood
		Turnaround Model	Promise Academy

Welcome

The School Progress Report (SPR) provides parents, families, and community members with valuable information on the progress schools are making towards District-wide goals. Each school receives a score and a corresponding performance tier at the overall and domain levels. Each school also receives two rankings: one within all schools of the same grade configuration (City Rank) and one within a peer group of schools with similar student demographics (Peer Rank). A school is designated a City Leader if it ranks first among all schools with the same grade configuration. A school is designated a Peer Leader if it ranks first in its peer group.

Scoring Summary

TIER: ■ ■ ■ ■ INTERVENE (0-24%) ■ ■ ■ WATCH (25-49%) ■ ■ ■ REINFORCE (50-74%) ■ ■ ■ MODEL (75-100%)

OVERALL

A school's overall score represents its combined performance on the Achievement, Progress, Climate, and College & Career (for high schools only) domains.

Score	Performance Tier	City Rank (Gap to Leader)	Peer Rank (Gap to Leader)
39%	■ ■ ■ ■ WATCH	44th of 98 (-42)	10th of 45 (-16)

Achievement

The Achievement domain measures performance on standardized assessments, including the DRA, PSSA, Keystone Exams, and ACCESS for ELLs.

14%	■ ■ ■ ■ INTERVENE	68th of 98 (-74)	18th of 45 (-19)
-----	--	---------------------	---------------------

Progress

The Progress domain measures growth on standardized assessments and progress towards graduation (for high schools only).

51%	■ ■ ■ ■ REINFORCE	33rd of 98 (-38)	14th of 45 (-29)
-----	--	---------------------	---------------------

Climate

The Climate domain measures student engagement and school climate.

45%	■ ■ ■ ■ WATCH	49th of 98 (-55)	6th of 45 (-29)
-----	--	---------------------	--------------------

Coming in 2014-2015

Equity

The Equity domain will measure growth on standardized assessments for the lowest performers in a school.

Educator Effectiveness

The Educator Effectiveness domain will measure the effectiveness of school staff.

Stakeholder Feedback

The Stakeholder Feedback domain will measure the engagement and satisfaction of parents, students, and teachers using feedback from the District-wide Surveys.

Penrose School

Address	2515 S. 78th St. Philadelphia, PA 19153	Grade Range	K-8
Phone / Fax	215.492.6455 / 215.492.6985	Comprehensive CTE	No
Website	www.philasd.org/schools/penrose	Admissions Category	Neighborhood
		Turnaround Model	N/A

Welcome

The School Progress Report (SPR) provides parents, families, and community members with valuable information on the progress schools are making towards District-wide goals. Each school receives a score and a corresponding performance tier at the overall and domain levels. Each school also receives two rankings: one within all schools of the same grade configuration (City Rank) and one within a peer group of schools with similar student demographics (Peer Rank). A school is designated a City Leader if it ranks first among all schools with the same grade configuration. A school is designated a Peer Leader if it ranks first in its peer group.

Scoring Summary

TIER: ■ ■ ■ ■ INTERVENE (0-24%) ■ ■ ■ WATCH (25-49%) ■ ■ ■ REINFORCE (50-74%) ■ ■ ■ MODEL (75-100%)

OVERALL

A school's overall score represents its combined performance on the Achievement, Progress, Climate, and College & Career (for high schools only) domains.

Score	Performance Tier	City Rank (Gap to Leader)	Peer Rank (Gap to Leader)
29%	■ ■ ■ ■ WATCH	63rd of 98 (-52)	15th of 21 (-40)

Achievement

The Achievement domain measures performance on standardized assessments, including the DRA, PSSA, Keystone Exams, and ACCESS for ELLs.

30%	■ ■ ■ ■ WATCH	36th of 98 (-58)	8th of 21 (-21)
-----	--	---------------------	--------------------

Progress

The Progress domain measures growth on standardized assessments and progress towards graduation (for high schools only).

17%	■ ■ ■ ■ INTERVENE	78th of 98 (-72)	17th of 21 (-70)
-----	--	---------------------	---------------------

Climate

The Climate domain measures student engagement and school climate.

58%	■ ■ ■ ■ REINFORCE	35th of 98 (-42)	9th of 21 (-15)
-----	--	---------------------	--------------------

Coming in 2014-2015

Equity

The Equity domain will measure growth on standardized assessments for the lowest performers in a school.

Educator Effectiveness

The Educator Effectiveness domain will measure the effectiveness of school staff.

Stakeholder Feedback

The Stakeholder Feedback domain will measure the engagement and satisfaction of parents, students, and teachers using feedback from the District-wide Surveys.

Potter-Thomas School

Address	3001 N. 6th St. Philadelphia, PA 19133	Grade Range	K-8
Phone / Fax	215.227.4423 / 215.227.7196	Comprehensive CTE	No
Website	www.philasd.org/schools/potterthomas	Admissions Category	Neighborhood
		Turnaround Model	Promise Academy

Welcome

The School Progress Report (SPR) provides parents, families, and community members with valuable information on the progress schools are making towards District-wide goals. Each school receives a score and a corresponding performance tier at the overall and domain levels. Each school also receives two rankings: one within all schools of the same grade configuration (City Rank) and one within a peer group of schools with similar student demographics (Peer Rank). A school is designated a City Leader if it ranks first among all schools with the same grade configuration. A school is designated a Peer Leader if it ranks first in its peer group.

Scoring Summary

TIER: ■ ■ ■ ■ INTERVENE (0-24%) ■ ■ ■ WATCH (25-49%) ■ ■ ■ REINFORCE (50-74%) ■ ■ ■ MODEL (75-100%)

OVERALL

A school's overall score represents its combined performance on the Achievement, Progress, Climate, and College & Career (for high schools only) domains.

Score	Performance Tier	City Rank (Gap to Leader)	Peer Rank (Gap to Leader)
21%	■ ■ ■ ■ INTERVENE	78th of 98 (-60)	28th of 45 (-34)

Achievement

The Achievement domain measures performance on standardized assessments, including the DRA, PSSA, Keystone Exams, and ACCESS for ELLs.

10%	■ ■ ■ ■ INTERVENE	79th of 98 (-78)	27th of 45 (-23)
-----	---	---------------------	---------------------

Progress

The Progress domain measures growth on standardized assessments and progress towards graduation (for high schools only).

27%	■ ■ ■ ■ WATCH	60th of 98 (-62)	26th of 45 (-53)
-----	---	---------------------	---------------------

Climate

The Climate domain measures student engagement and school climate.

20%	■ ■ ■ ■ INTERVENE	84th of 98 (-80)	31st of 45 (-54)
-----	---	---------------------	---------------------

Coming in 2014-2015

Equity

The Equity domain will measure growth on standardized assessments for the lowest performers in a school.

Educator Effectiveness

The Educator Effectiveness domain will measure the effectiveness of school staff.

Stakeholder Feedback

The Stakeholder Feedback domain will measure the engagement and satisfaction of parents, students, and teachers using feedback from the District-wide Surveys.

Robert E. Lamberton School

Address	7501 Woodbine Ave. Philadelphia, PA 19151	Grade Range	K-8
Phone / Fax	215.581.5650 / 215.581.3403	Comprehensive CTE	No
Website	www.philasd.org/schools/lamberton	Admissions Category	Neighborhood
		Turnaround Model	N/A

Welcome

The School Progress Report (SPR) provides parents, families, and community members with valuable information on the progress schools are making towards District-wide goals. Each school receives a score and a corresponding performance tier at the overall and domain levels. Each school also receives two rankings: one within all schools of the same grade configuration (City Rank) and one within a peer group of schools with similar student demographics (Peer Rank). A school is designated a City Leader if it ranks first among all schools with the same grade configuration. A school is designated a Peer Leader if it ranks first in its peer group.

Scoring Summary

TIER: ■ □ □ □ INTERVENE (0-24%) □ ■ □ □ WATCH (25-49%) □ □ ■ □ REINFORCE (50-74%) □ □ □ ■ MODEL (75-100%)

OVERALL

A school's overall score represents its combined performance on the Achievement, Progress, Climate, and College & Career (for high schools only) domains.

Score	Performance Tier	City Rank (Gap to Leader)	Peer Rank (Gap to Leader)
53%	□ □ ■ □ REINFORCE	18th of 98 (-28)	2nd of 5 (-14)

Achievement

The Achievement domain measures performance on standardized assessments, including the DRA, PSSA, Keystone Exams, and ACCESS for ELLs.

28%	□ ■ □ □ WATCH	41st of 98 (-60)	5th of 5 (-32)
-----	--	---------------------	-------------------

Progress

The Progress domain measures growth on standardized assessments and progress towards graduation (for high schools only).

63%	□ □ ■ □ REINFORCE	16th of 98 (-26)	Peer Leader
-----	--	---------------------	-------------

Climate

The Climate domain measures student engagement and school climate.

68%	□ □ ■ □ REINFORCE	24th of 98 (-32)	4th of 5 (-29)
-----	--	---------------------	-------------------

Coming in 2014-2015

Equity

The Equity domain will measure growth on standardized assessments for the lowest performers in a school.

Educator Effectiveness

The Educator Effectiveness domain will measure the effectiveness of school staff.

Stakeholder Feedback

The Stakeholder Feedback domain will measure the engagement and satisfaction of parents, students, and teachers using feedback from the District-wide Surveys.

Robert Morris School

Address 2600 W. Thompson St.
Philadelphia, PA 19121

Phone / Fax 215.684.5087 / 215.684.8881

Website www.philasd.org/schools/morris

Grade Range K-8

Comprehensive CTE No

Admissions Category Neighborhood

Turnaround Model N/A

Welcome

The School Progress Report (SPR) provides parents, families, and community members with valuable information on the progress schools are making towards District-wide goals. Each school receives a score and a corresponding performance tier at the overall and domain levels. Each school also receives two rankings: one within all schools of the same grade configuration (City Rank) and one within a peer group of schools with similar student demographics (Peer Rank). A school is designated a City Leader if it ranks first among all schools with the same grade configuration. A school is designated a Peer Leader if it ranks first in its peer group.

Scoring Summary

TIER: ■ □ □ □ INTERVENE (0-24%) □ ■ □ □ WATCH (25-49%) □ □ ■ □ REINFORCE (50-74%) □ □ □ ■ MODEL (75-100%)

OVERALL

A school's overall score represents its combined performance on the Achievement, Progress, Climate, and College & Career (for high schools only) domains.

Score	Performance Tier	City Rank (Gap to Leader)	Peer Rank (Gap to Leader)
55%	□ □ ■ □ REINFORCE	14th of 98 (-26)	Peer Leader

Achievement

The Achievement domain measures performance on standardized assessments, including the DRA, PSSA, Keystone Exams, and ACCESS for ELLs.

33%	□ ■ □ □ WATCH	33rd of 98 (-55)	Peer Leader
-----	--	---------------------	-------------

Progress

The Progress domain measures growth on standardized assessments and progress towards graduation (for high schools only).

77%	□ □ □ ■ MODEL	6th of 98 (-12)	3rd of 45 (-3)
-----	--	--------------------	-------------------

Climate

The Climate domain measures student engagement and school climate.

31%	□ ■ □ □ WATCH	73rd of 98 (-69)	21st of 45 (-43)
-----	--	---------------------	---------------------

Coming in 2014-2015

Equity

The Equity domain will measure growth on standardized assessments for the lowest performers in a school.

Educator Effectiveness

The Educator Effectiveness domain will measure the effectiveness of school staff.

Stakeholder Feedback

The Stakeholder Feedback domain will measure the engagement and satisfaction of parents, students, and teachers using feedback from the District-wide Surveys.

Rudolph Blankenburg School

Address	4600 W. Girard Ave. Philadelphia, PA 19131	Grade Range	K-8
Phone / Fax	215.581.5505 / 215.581.5922	Comprehensive CTE	No
Website	www.philasd.org/schools/blankenburg	Admissions Category	Neighborhood
		Turnaround Model	N/A

Welcome





The School Progress Report (SPR) provides parents, families, and community members with valuable information on the progress schools are making towards District-wide goals. Each school receives a score and a corresponding performance tier at the overall and domain levels. Each school also receives two rankings: one within all schools of the same grade configuration (City Rank) and one within a peer group of schools with similar student demographics (Peer Rank). A school is designated a City Leader if it ranks first among all schools with the same grade configuration. A school is designated a Peer Leader if it ranks first in its peer group.

Scoring Summary

TIER:     INTERVENE (0-24%)    WATCH (25-49%)    REINFORCE (50-74%)    MODEL (75-100%)

OVERALL

A school's overall score represents its combined performance on the Achievement, Progress, Climate, and College & Career (for high schools only) domains.

Score	Performance Tier	City Rank (Gap to Leader)	Peer Rank (Gap to Leader)
20%	    INTERVENE	81st of 98 (-61)	31st of 45 (-35)

Achievement

The Achievement domain measures performance on standardized assessments, including the DRA, PSSA, Keystone Exams, and ACCESS for ELLs.

15%	    INTERVENE	65th of 98 (-73)	15th of 45 (-18)
-----	---	---------------------	---------------------

Progress

The Progress domain measures growth on standardized assessments and progress towards graduation (for high schools only).

24%	    INTERVENE	65th of 98 (-65)	27th of 45 (-56)
-----	---	---------------------	---------------------

Climate

The Climate domain measures student engagement and school climate.

16%	    INTERVENE	88th of 98 (-84)	35th of 45 (-58)
-----	---	---------------------	---------------------

Coming in 2014-2015

Equity

The Equity domain will measure growth on standardized assessments for the lowest performers in a school.

Educator Effectiveness

The Educator Effectiveness domain will measure the effectiveness of school staff.

Stakeholder Feedback

The Stakeholder Feedback domain will measure the engagement and satisfaction of parents, students, and teachers using feedback from the District-wide Surveys.

Sadie Alexander School

Address	4209B Spruce St. Philadelphia, PA 19104	Grade Range	K-8
Phone / Fax	215.823.5465 / 215.382.2031	Comprehensive CTE	No
Website	www.philasd.org/schools/pennalexander	Admissions Category	Neighborhood
		Turnaround Model	N/A

Welcome

The School Progress Report (SPR) provides parents, families, and community members with valuable information on the progress schools are making towards District-wide goals. Each school receives a score and a corresponding performance tier at the overall and domain levels. Each school also receives two rankings: one within all schools of the same grade configuration (City Rank) and one within a peer group of schools with similar student demographics (Peer Rank). A school is designated a City Leader if it ranks first among all schools with the same grade configuration. A school is designated a Peer Leader if it ranks first in its peer group.

Scoring Summary

TIER: ■ ■ ■ ■ INTERVENE (0-24%) ■ ■ ■ WATCH (25-49%) ■ ■ ■ REINFORCE (50-74%) ■ ■ ■ MODEL (75-100%)

OVERALL

A school's overall score represents its combined performance on the Achievement, Progress, Climate, and College & Career (for high schools only) domains.

Score	Performance Tier	City Rank (Gap to Leader)	Peer Rank (Gap to Leader)
74%	<div><div></div><div></div><div style="background-color: green;"></div><div></div></div> REINFORCE	4th of 98 (-7)	2nd of 9 (-7)

Achievement

The Achievement domain measures performance on standardized assessments, including the DRA, PSSA, Keystone Exams, and ACCESS for ELLs.

88%	<div><div></div><div></div><div></div><div style="background-color: blue;"></div></div> MODEL	City Leader	Peer Leader
-----	--	-------------	-------------

Progress

The Progress domain measures growth on standardized assessments and progress towards graduation (for high schools only).

56%	<div><div></div><div></div><div style="background-color: green;"></div><div></div></div> REINFORCE	27th of 98 (-33)	3rd of 9 (-22)
-----	---	---------------------	-------------------

Climate

The Climate domain measures student engagement and school climate.

100%	<div><div></div><div></div><div></div><div style="background-color: blue;"></div></div> MODEL	City Leader	Peer Leader
------	--	-------------	-------------

Coming in 2014-2015

Equity

The Equity domain will measure growth on standardized assessments for the lowest performers in a school.

Educator Effectiveness

The Educator Effectiveness domain will measure the effectiveness of school staff.

Stakeholder Feedback

The Stakeholder Feedback domain will measure the engagement and satisfaction of parents, students, and teachers using feedback from the District-wide Surveys.

Samuel B. Huey School

Address	5200 Pine St. Philadelphia, PA 19143	Grade Range	K-8
Phone / Fax	215.471.2901 / 215.471.2720	Comprehensive CTE	No
Website	N/A	Admissions Category	Neighborhood
		Turnaround Model	N/A

Welcome





The School Progress Report (SPR) provides parents, families, and community members with valuable information on the progress schools are making towards District-wide goals. Each school receives a score and a corresponding performance tier at the overall and domain levels. Each school also receives two rankings: one within all schools of the same grade configuration (City Rank) and one within a peer group of schools with similar student demographics (Peer Rank). A school is designated a City Leader if it ranks first among all schools with the same grade configuration. A school is designated a Peer Leader if it ranks first in its peer group.

Scoring Summary

TIER:     INTERVENE (0-24%)    WATCH (25-49%)    REINFORCE (50-74%)    MODEL (75-100%)

OVERALL

A school's overall score represents its combined performance on the Achievement, Progress, Climate, and College & Career (for high schools only) domains.

Score	Performance Tier	City Rank (Gap to Leader)	Peer Rank (Gap to Leader)
Less than 10%	    INTERVENE	95th of 98 (N/A)	42nd of 45 (N/A)

Achievement

The Achievement domain measures performance on standardized assessments, including the DRA, PSSA, Keystone Exams, and ACCESS for ELLs.

Less than 10%	    INTERVENE	93rd of 98 (N/A)	40th of 45 (N/A)
---------------	--	---------------------	---------------------

Progress

The Progress domain measures growth on standardized assessments and progress towards graduation (for high schools only).

14%	    INTERVENE	81st of 98 (-75)	36th of 45 (-66)
-----	--	---------------------	---------------------

Climate

The Climate domain measures student engagement and school climate.

Less than 10%	    INTERVENE	97th of 98 (N/A)	44th of 45 (N/A)
---------------	--	---------------------	---------------------

Coming in 2014-2015

Equity

The Equity domain will measure growth on standardized assessments for the lowest performers in a school.

Educator Effectiveness

The Educator Effectiveness domain will measure the effectiveness of school staff.

Stakeholder Feedback

The Stakeholder Feedback domain will measure the engagement and satisfaction of parents, students, and teachers using feedback from the District-wide Surveys.

Shawmont School

Address	535 Shawmont Ave. Philadelphia, PA 19128	Grade Range	K-8
Phone / Fax	215.487.4466 / 215.487.4815	Comprehensive CTE	No
Website	www.philasd.org/schools/shawmont	Admissions Category	Neighborhood
		Turnaround Model	N/A

Welcome

The School Progress Report (SPR) provides parents, families, and community members with valuable information on the progress schools are making towards District-wide goals. Each school receives a score and a corresponding performance tier at the overall and domain levels. Each school also receives two rankings: one within all schools of the same grade configuration (City Rank) and one within a peer group of schools with similar student demographics (Peer Rank). A school is designated a City Leader if it ranks first among all schools with the same grade configuration. A school is designated a Peer Leader if it ranks first in its peer group.

Scoring Summary

TIER: ■ ■ ■ ■ INTERVENE (0-24%) ■ ■ ■ WATCH (25-49%) ■ ■ ■ REINFORCE (50-74%) ■ ■ ■ MODEL (75-100%)

OVERALL

A school's overall score represents its combined performance on the Achievement, Progress, Climate, and College & Career (for high schools only) domains.

Score	Performance Tier	City Rank (Gap to Leader)	Peer Rank (Gap to Leader)
70%	<div><div></div><div></div><div></div><div></div></div> REINFORCE	5th of 98 (-11)	3rd of 9 (-11)

Achievement

The Achievement domain measures performance on standardized assessments, including the DRA, PSSA, Keystone Exams, and ACCESS for ELLs.

68%	<div><div></div><div></div><div></div><div></div></div> REINFORCE	7th of 98 (-20)	6th of 9 (-20)
-----	--	--------------------	-------------------

Progress

The Progress domain measures growth on standardized assessments and progress towards graduation (for high schools only).

64%	<div><div></div><div></div><div></div><div></div></div> REINFORCE	15th of 98 (-25)	2nd of 9 (-14)
-----	--	---------------------	-------------------

Climate

The Climate domain measures student engagement and school climate.

87%	<div><div></div><div></div><div></div><div></div></div> MODEL	10th of 98 (-13)	5th of 9 (-13)
-----	--	---------------------	-------------------

Coming in 2014-2015

Equity

The Equity domain will measure growth on standardized assessments for the lowest performers in a school.

Educator Effectiveness

The Educator Effectiveness domain will measure the effectiveness of school staff.

Stakeholder Feedback

The Stakeholder Feedback domain will measure the engagement and satisfaction of parents, students, and teachers using feedback from the District-wide Surveys.

Southwark School

Address	1835 S. 9th St. Philadelphia, PA 19148	Grade Range	K-8
Phone / Fax	215.952.8606 / 215.952.8670	Comprehensive CTE	No
Website	www.philasd.org/schools/southwark/	Admissions Category	Neighborhood
		Turnaround Model	N/A

Welcome

The School Progress Report (SPR) provides parents, families, and community members with valuable information on the progress schools are making towards District-wide goals. Each school receives a score and a corresponding performance tier at the overall and domain levels. Each school also receives two rankings: one within all schools of the same grade configuration (City Rank) and one within a peer group of schools with similar student demographics (Peer Rank). A school is designated a City Leader if it ranks first among all schools with the same grade configuration. A school is designated a Peer Leader if it ranks first in its peer group.

Scoring Summary

TIER: ■ ■ ■ ■ INTERVENE (0-24%) ■ ■ ■ ■ WATCH (25-49%) ■ ■ ■ ■ REINFORCE (50-74%) ■ ■ ■ ■ MODEL (75-100%)

OVERALL

A school's overall score represents its combined performance on the Achievement, Progress, Climate, and College & Career (for high schools only) domains.

Score	Performance Tier	City Rank (Gap to Leader)	Peer Rank (Gap to Leader)
56%	■ ■ ■ ■ REINFORCE	12th of 98 (-25)	5th of 9 (-23)

Achievement

The Achievement domain measures performance on standardized assessments, including the DRA, PSSA, Keystone Exams, and ACCESS for ELLs.

26%	■ ■ ■ ■ WATCH	48th of 98 (-62)	9th of 9 (-48)
-----	---	---------------------	-------------------

Progress

The Progress domain measures growth on standardized assessments and progress towards graduation (for high schools only).

63%	■ ■ ■ ■ REINFORCE	16th of 98 (-26)	4th of 9 (-26)
-----	---	---------------------	-------------------

Climate

The Climate domain measures student engagement and school climate.

84%	■ ■ ■ ■ MODEL	12th of 98 (-16)	3rd of 9 (-16)
-----	---	---------------------	-------------------

Coming in 2014-2015

Equity

The Equity domain will measure growth on standardized assessments for the lowest performers in a school.

Educator Effectiveness

The Educator Effectiveness domain will measure the effectiveness of school staff.

Stakeholder Feedback

The Stakeholder Feedback domain will measure the engagement and satisfaction of parents, students, and teachers using feedback from the District-wide Surveys.

Spring Garden School

Address	1146 Melon St. Philadelphia, PA 19123	Grade Range	K-8
Phone / Fax	215.684.5070 / 215.684.5059	Comprehensive CTE	No
Website	N/A	Admissions Category	Neighborhood
		Turnaround Model	N/A

Welcome





The School Progress Report (SPR) provides parents, families, and community members with valuable information on the progress schools are making towards District-wide goals. Each school receives a score and a corresponding performance tier at the overall and domain levels. Each school also receives two rankings: one within all schools of the same grade configuration (City Rank) and one within a peer group of schools with similar student demographics (Peer Rank). A school is designated a City Leader if it ranks first among all schools with the same grade configuration. A school is designated a Peer Leader if it ranks first in its peer group.

Scoring Summary

TIER:     INTERVENE (0-24%)    WATCH (25-49%)    REINFORCE (50-74%)    MODEL (75-100%)

OVERALL

A school's overall score represents its combined performance on the Achievement, Progress, Climate, and College & Career (for high schools only) domains.

Score	Performance Tier	City Rank (Gap to Leader)	Peer Rank (Gap to Leader)
20%	    INTERVENE	81st of 98 (-61)	31st of 45 (-35)

Achievement

The Achievement domain measures performance on standardized assessments, including the DRA, PSSA, Keystone Exams, and ACCESS for ELLs.

18%	    INTERVENE	57th of 98 (-70)	10th of 45 (-15)
-----	---	---------------------	---------------------

Progress

The Progress domain measures growth on standardized assessments and progress towards graduation (for high schools only).

11%	    INTERVENE	87th of 98 (-78)	38th of 45 (-69)
-----	---	---------------------	---------------------

Climate

The Climate domain measures student engagement and school climate.

45%	    WATCH	49th of 98 (-55)	6th of 45 (-29)
-----	---	---------------------	--------------------

Coming in 2014-2015

Equity

The Equity domain will measure growth on standardized assessments for the lowest performers in a school.

Educator Effectiveness

The Educator Effectiveness domain will measure the effectiveness of school staff.

Stakeholder Feedback

The Stakeholder Feedback domain will measure the engagement and satisfaction of parents, students, and teachers using feedback from the District-wide Surveys.

Stephen Decatur School

Address	3500 Academy Rd. Philadelphia, PA 19154	Grade Range	K-8
Phone / Fax	215.281.2606 / 215.281.5803	Comprehensive CTE	No
Website	www.philasd.org/schools/decaturn	Admissions Category	Neighborhood
		Turnaround Model	N/A

Welcome

The School Progress Report (SPR) provides parents, families, and community members with valuable information on the progress schools are making towards District-wide goals. Each school receives a score and a corresponding performance tier at the overall and domain levels. Each school also receives two rankings: one within all schools of the same grade configuration (City Rank) and one within a peer group of schools with similar student demographics (Peer Rank). A school is designated a City Leader if it ranks first among all schools with the same grade configuration. A school is designated a Peer Leader if it ranks first in its peer group.

Scoring Summary

TIER: ■ □ □ □ INTERVENE (0-24%) □ ■ □ □ WATCH (25-49%) □ □ ■ □ REINFORCE (50-74%) □ □ □ ■ MODEL (75-100%)

OVERALL

A school's overall score represents its combined performance on the Achievement, Progress, Climate, and College & Career (for high schools only) domains.

Score	Performance Tier	City Rank (Gap to Leader)	Peer Rank (Gap to Leader)
55%	□ □ ■ □ REINFORCE	14th of 98 (-26)	5th of 9 (-26)

Achievement

The Achievement domain measures performance on standardized assessments, including the DRA, PSSA, Keystone Exams, and ACCESS for ELLs.

59%	□ □ ■ □ REINFORCE	11th of 98 (-29)	8th of 9 (-29)
-----	--	---------------------	-------------------

Progress

The Progress domain measures growth on standardized assessments and progress towards graduation (for high schools only).

40%	□ ■ □ □ WATCH	44th of 98 (-49)	5th of 9 (-38)
-----	--	---------------------	-------------------

Climate

The Climate domain measures student engagement and school climate.

83%	□ □ □ ■ MODEL	14th of 98 (-17)	6th of 9 (-17)
-----	--	---------------------	-------------------

Coming in 2014-2015

Equity

The Equity domain will measure growth on standardized assessments for the lowest performers in a school.

Educator Effectiveness

The Educator Effectiveness domain will measure the effectiveness of school staff.

Stakeholder Feedback

The Stakeholder Feedback domain will measure the engagement and satisfaction of parents, students, and teachers using feedback from the District-wide Surveys.

Tanner G. Duckrey School

Address	1501 W. Diamond St. Philadelphia, PA 19121	Grade Range	K-8
Phone / Fax	215.684.5066 / 215.684.8927	Comprehensive CTE	No
Website	N/A	Admissions Category	Neighborhood
		Turnaround Model	N/A

Welcome

The School Progress Report (SPR) provides parents, families, and community members with valuable information on the progress schools are making towards District-wide goals. Each school receives a score and a corresponding performance tier at the overall and domain levels. Each school also receives two rankings: one within all schools of the same grade configuration (City Rank) and one within a peer group of schools with similar student demographics (Peer Rank). A school is designated a City Leader if it ranks first among all schools with the same grade configuration. A school is designated a Peer Leader if it ranks first in its peer group.

Scoring Summary

TIER: ■ ■ ■ ■ INTERVENE (0-24%) ■ ■ ■ ■ WATCH (25-49%) ■ ■ ■ ■ REINFORCE (50-74%) ■ ■ ■ ■ MODEL (75-100%)

OVERALL

A school's overall score represents its combined performance on the Achievement, Progress, Climate, and College & Career (for high schools only) domains.

Score	Performance Tier	City Rank (Gap to Leader)	Peer Rank (Gap to Leader)
35%	■ ■ ■ ■ WATCH	55th of 98 (-46)	15th of 45 (-20)

Achievement

The Achievement domain measures performance on standardized assessments, including the DRA, PSSA, Keystone Exams, and ACCESS for ELLs.

13%	■ ■ ■ ■ INTERVENE	73rd of 98 (-75)	22nd of 45 (-20)
-----	--	---------------------	---------------------

Progress

The Progress domain measures growth on standardized assessments and progress towards graduation (for high schools only).

49%	■ ■ ■ ■ WATCH	36th of 98 (-40)	16th of 45 (-31)
-----	--	---------------------	---------------------

Climate

The Climate domain measures student engagement and school climate.

34%	■ ■ ■ ■ WATCH	64th of 98 (-66)	14th of 45 (-40)
-----	--	---------------------	---------------------

Coming in 2014-2015

Equity

The Equity domain will measure growth on standardized assessments for the lowest performers in a school.

Educator Effectiveness

The Educator Effectiveness domain will measure the effectiveness of school staff.

Stakeholder Feedback

The Stakeholder Feedback domain will measure the engagement and satisfaction of parents, students, and teachers using feedback from the District-wide Surveys.

Thomas K. Finletter School

Address	6101 N. Front St. Philadelphia, PA 19120	Grade Range	K-8
Phone / Fax	215.276.5265 / 215.276.5285	Comprehensive CTE	No
Website	www.philasd.org/schools/finletter	Admissions Category	Neighborhood
		Turnaround Model	N/A

Welcome

The School Progress Report (SPR) provides parents, families, and community members with valuable information on the progress schools are making towards District-wide goals. Each school receives a score and a corresponding performance tier at the overall and domain levels. Each school also receives two rankings: one within all schools of the same grade configuration (City Rank) and one within a peer group of schools with similar student demographics (Peer Rank). A school is designated a City Leader if it ranks first among all schools with the same grade configuration. A school is designated a Peer Leader if it ranks first in its peer group.

Scoring Summary

TIER: ■ ■ ■ ■ INTERVENE (0-24%) ■ ■ ■ ■ WATCH (25-49%) ■ ■ ■ ■ REINFORCE (50-74%) ■ ■ ■ ■ MODEL (75-100%)

OVERALL

A school's overall score represents its combined performance on the Achievement, Progress, Climate, and College & Career (for high schools only) domains.

Score	Performance Tier	City Rank (Gap to Leader)	Peer Rank (Gap to Leader)
35%	■ ■ ■ ■ WATCH	55th of 98 (-46)	13th of 21 (-34)

Achievement

The Achievement domain measures performance on standardized assessments, including the DRA, PSSA, Keystone Exams, and ACCESS for ELLs.

26%	■ ■ ■ ■ WATCH	48th of 98 (-62)	14th of 21 (-25)
-----	---	---------------------	---------------------

Progress

The Progress domain measures growth on standardized assessments and progress towards graduation (for high schools only).

30%	■ ■ ■ ■ WATCH	56th of 98 (-59)	12th of 21 (-57)
-----	---	---------------------	---------------------

Climate

The Climate domain measures student engagement and school climate.

62%	■ ■ ■ ■ REINFORCE	28th of 98 (-38)	7th of 21 (-11)
-----	---	---------------------	--------------------

Coming in 2014-2015

Equity

The Equity domain will measure growth on standardized assessments for the lowest performers in a school.

Educator Effectiveness

The Educator Effectiveness domain will measure the effectiveness of school staff.

Stakeholder Feedback

The Stakeholder Feedback domain will measure the engagement and satisfaction of parents, students, and teachers using feedback from the District-wide Surveys.

Thomas Mifflin School

Address	3624 Conrad St. Philadelphia, PA 19129	Grade Range	K-8
Phone / Fax	215.951.4007 / 215.951.4510	Comprehensive CTE	No
Website	www.philasd.org/schools/mifflin	Admissions Category	Neighborhood
		Turnaround Model	N/A

Welcome

The School Progress Report (SPR) provides parents, families, and community members with valuable information on the progress schools are making towards District-wide goals. Each school receives a score and a corresponding performance tier at the overall and domain levels. Each school also receives two rankings: one within all schools of the same grade configuration (City Rank) and one within a peer group of schools with similar student demographics (Peer Rank). A school is designated a City Leader if it ranks first among all schools with the same grade configuration. A school is designated a Peer Leader if it ranks first in its peer group.

Scoring Summary

TIER: ■ ■ ■ ■ INTERVENE (0-24%) ■ ■ ■ ■ WATCH (25-49%) ■ ■ ■ ■ REINFORCE (50-74%) ■ ■ ■ ■ MODEL (75-100%)

OVERALL

A school's overall score represents its combined performance on the Achievement, Progress, Climate, and College & Career (for high schools only) domains.

Score	Performance Tier	City Rank (Gap to Leader)	Peer Rank (Gap to Leader)
39%	■ ■ ■ ■ WATCH	44th of 98 (-42)	8th of 21 (-30)

Achievement

The Achievement domain measures performance on standardized assessments, including the DRA, PSSA, Keystone Exams, and ACCESS for ELLs.

27%	■ ■ ■ ■ WATCH	42nd of 98 (-61)	11th of 21 (-24)
-----	---	---------------------	---------------------

Progress

The Progress domain measures growth on standardized assessments and progress towards graduation (for high schools only).

45%	■ ■ ■ ■ WATCH	40th of 98 (-44)	8th of 21 (-42)
-----	---	---------------------	--------------------

Climate

The Climate domain measures student engagement and school climate.

42%	■ ■ ■ ■ WATCH	53rd of 98 (-58)	14th of 21 (-31)
-----	---	---------------------	---------------------

Coming in 2014-2015

Equity

The Equity domain will measure growth on standardized assessments for the lowest performers in a school.

Educator Effectiveness

The Educator Effectiveness domain will measure the effectiveness of school staff.

Stakeholder Feedback

The Stakeholder Feedback domain will measure the engagement and satisfaction of parents, students, and teachers using feedback from the District-wide Surveys.

Thurgood Marshall School

Address	5120 N. 6th St. Philadelphia, PA 19120	Grade Range	K-8
Phone / Fax	215.456.0170 / 215.456.0187	Comprehensive CTE	No
Website	www.philasd.org/schools/tmarshall	Admissions Category	Neighborhood
		Turnaround Model	N/A

Welcome

The School Progress Report (SPR) provides parents, families, and community members with valuable information on the progress schools are making towards District-wide goals. Each school receives a score and a corresponding performance tier at the overall and domain levels. Each school also receives two rankings: one within all schools of the same grade configuration (City Rank) and one within a peer group of schools with similar student demographics (Peer Rank). A school is designated a City Leader if it ranks first among all schools with the same grade configuration. A school is designated a Peer Leader if it ranks first in its peer group.

Scoring Summary

TIER: ■ ■ ■ ■ INTERVENE (0-24%) ■ ■ ■ WATCH (25-49%) ■ ■ ■ REINFORCE (50-74%) ■ ■ ■ MODEL (75-100%)

OVERALL

A school's overall score represents its combined performance on the Achievement, Progress, Climate, and College & Career (for high schools only) domains.

Score	Performance Tier	City Rank (Gap to Leader)	Peer Rank (Gap to Leader)
49%	■ ■ ■ ■ WATCH	28th of 98 (-32)	5th of 45 (-6)

Achievement

The Achievement domain measures performance on standardized assessments, including the DRA, PSSA, Keystone Exams, and ACCESS for ELLs.

14%	■ ■ ■ ■ INTERVENE	68th of 98 (-74)	18th of 45 (-19)
-----	--	---------------------	---------------------

Progress

The Progress domain measures growth on standardized assessments and progress towards graduation (for high schools only).

76%	■ ■ ■ ■ MODEL	7th of 98 (-13)	4th of 45 (-4)
-----	--	--------------------	-------------------

Climate

The Climate domain measures student engagement and school climate.

35%	■ ■ ■ ■ WATCH	62nd of 98 (-65)	12th of 45 (-39)
-----	--	---------------------	---------------------

Coming in 2014-2015

Equity

The Equity domain will measure growth on standardized assessments for the lowest performers in a school.

Educator Effectiveness

The Educator Effectiveness domain will measure the effectiveness of school staff.

Stakeholder Feedback

The Stakeholder Feedback domain will measure the engagement and satisfaction of parents, students, and teachers using feedback from the District-wide Surveys.

Walter G. Smith School (CLOSED)

Address Closed

Grade Range K-8

Phone / Fax Closed

Comprehensive CTE No

Website Closed

Admissions Category Neighborhood

Turnaround Model N/A

Welcome

The School Progress Report (SPR) provides parents, families, and community members with valuable information on the progress schools are making towards District-wide goals. Each school receives a score and a corresponding performance tier at the overall and domain levels. Each school also receives two rankings: one within all schools of the same grade configuration (City Rank) and one within a peer group of schools with similar student demographics (Peer Rank). A school is designated a City Leader if it ranks first among all schools with the same grade configuration. A school is designated a Peer Leader if it ranks first in its peer group.

Scoring Summary

TIER: ■ ■ ■ ■ INTERVENE (0-24%) ■ ■ ■ WATCH (25-49%) ■ ■ ■ REINFORCE (50-74%) ■ ■ ■ MODEL (75-100%)

OVERALL

A school's overall score represents its combined performance on the Achievement, Progress, Climate, and College & Career (for high schools only) domains.

Score	Performance Tier	City Rank (Gap to Leader)	Peer Rank (Gap to Leader)
37%	■ ■ ■ ■ WATCH	48th of 98 (-44)	11th of 45 (-18)

Achievement

The Achievement domain measures performance on standardized assessments, including the DRA, PSSA, Keystone Exams, and ACCESS for ELLs.

7%	■ ■ ■ ■ INTERVENE	84th of 98 (-81)	32nd of 45 (-26)
----	--	---------------------	---------------------

Progress

The Progress domain measures growth on standardized assessments and progress towards graduation (for high schools only).

63%	■ ■ ■ ■ REINFORCE	16th of 98 (-26)	7th of 45 (-17)
-----	--	---------------------	--------------------

Climate

The Climate domain measures student engagement and school climate.

16%	■ ■ ■ ■ INTERVENE	88th of 98 (-84)	35th of 45 (-58)
-----	--	---------------------	---------------------

Coming in 2014-2015

Equity

The Equity domain will measure growth on standardized assessments for the lowest performers in a school.

Educator Effectiveness

The Educator Effectiveness domain will measure the effectiveness of school staff.

Stakeholder Feedback

The Stakeholder Feedback domain will measure the engagement and satisfaction of parents, students, and teachers using feedback from the District-wide Surveys.

William C. Bryant School

Address	6001 Cedar Ave. Philadelphia, PA 19143	Grade Range	K-8
Phone / Fax	215.471.2910 / 215.471.8379	Comprehensive CTE	No
Website	www.philasd.org/schools/bryant	Admissions Category	Neighborhood
		Turnaround Model	N/A

Welcome

The School Progress Report (SPR) provides parents, families, and community members with valuable information on the progress schools are making towards District-wide goals. Each school receives a score and a corresponding performance tier at the overall and domain levels. Each school also receives two rankings: one within all schools of the same grade configuration (City Rank) and one within a peer group of schools with similar student demographics (Peer Rank). A school is designated a City Leader if it ranks first among all schools with the same grade configuration. A school is designated a Peer Leader if it ranks first in its peer group.

Scoring Summary

TIER: ■ ■ ■ ■ INTERVENE (0-24%) ■ ■ ■ ■ WATCH (25-49%) ■ ■ ■ ■ REINFORCE (50-74%) ■ ■ ■ ■ MODEL (75-100%)

OVERALL

A school's overall score represents its combined performance on the Achievement, Progress, Climate, and College & Career (for high schools only) domains.

Score	Performance Tier	City Rank (Gap to Leader)	Peer Rank (Gap to Leader)
26%	■ ■ ■ ■ WATCH	68th of 98 (-55)	21st of 45 (-29)

Achievement

The Achievement domain measures performance on standardized assessments, including the DRA, PSSA, Keystone Exams, and ACCESS for ELLs.

6%	■ ■ ■ ■ INTERVENE	89th of 98 (-82)	37th of 45 (-27)
----	--	---------------------	---------------------

Progress

The Progress domain measures growth on standardized assessments and progress towards graduation (for high schools only).

47%	■ ■ ■ ■ WATCH	37th of 98 (-42)	17th of 45 (-33)
-----	--	---------------------	---------------------

Climate

The Climate domain measures student engagement and school climate.

7%	■ ■ ■ ■ INTERVENE	95th of 98 (-93)	42nd of 45 (-67)
----	--	---------------------	---------------------

Coming in 2014-2015

Equity

The Equity domain will measure growth on standardized assessments for the lowest performers in a school.

Educator Effectiveness

The Educator Effectiveness domain will measure the effectiveness of school staff.

Stakeholder Feedback

The Stakeholder Feedback domain will measure the engagement and satisfaction of parents, students, and teachers using feedback from the District-wide Surveys.

William C. Longstreth School

Address	5700 Willows Ave. Philadelphia, PA 19143	Grade Range	K-8
Phone / Fax	215.727.2158 / 215.727.2260	Comprehensive CTE	No
Website	www.philasd.org/schools/longstreth	Admissions Category	Neighborhood
		Turnaround Model	N/A

Welcome

The School Progress Report (SPR) provides parents, families, and community members with valuable information on the progress schools are making towards District-wide goals. Each school receives a score and a corresponding performance tier at the overall and domain levels. Each school also receives two rankings: one within all schools of the same grade configuration (City Rank) and one within a peer group of schools with similar student demographics (Peer Rank). A school is designated a City Leader if it ranks first among all schools with the same grade configuration. A school is designated a Peer Leader if it ranks first in its peer group.

Scoring Summary

TIER: ■ ■ ■ ■ INTERVENE (0-24%) ■ ■ ■ WATCH (25-49%) ■ ■ ■ REINFORCE (50-74%) ■ ■ ■ MODEL (75-100%)

OVERALL

A school's overall score represents its combined performance on the Achievement, Progress, Climate, and College & Career (for high schools only) domains.

Score	Performance Tier	City Rank (Gap to Leader)	Peer Rank (Gap to Leader)
42%	■ ■ ■ ■ WATCH	39th of 98 (-39)	8th of 45 (-13)

Achievement

The Achievement domain measures performance on standardized assessments, including the DRA, PSSA, Keystone Exams, and ACCESS for ELLs.

12%	■ ■ ■ ■ INTERVENE	76th of 98 (-76)	24th of 45 (-21)
-----	--	---------------------	---------------------

Progress

The Progress domain measures growth on standardized assessments and progress towards graduation (for high schools only).

66%	■ ■ ■ ■ REINFORCE	14th of 98 (-23)	6th of 45 (-14)
-----	--	---------------------	--------------------

Climate

The Climate domain measures student engagement and school climate.

31%	■ ■ ■ ■ WATCH	73rd of 98 (-69)	21st of 45 (-43)
-----	--	---------------------	---------------------

Coming in 2014-2015

Equity

The Equity domain will measure growth on standardized assessments for the lowest performers in a school.

Educator Effectiveness

The Educator Effectiveness domain will measure the effectiveness of school staff.

Stakeholder Feedback

The Stakeholder Feedback domain will measure the engagement and satisfaction of parents, students, and teachers using feedback from the District-wide Surveys.

William D. Kelley School

Address	1601 N. 28th St. Philadelphia, PA 19121	Grade Range	K-8
Phone / Fax	215.684.5071 / 215.684.5179	Comprehensive CTE	No
Website	www.philasd.org/schools/kelley	Admissions Category	Neighborhood
		Turnaround Model	N/A

Welcome

The School Progress Report (SPR) provides parents, families, and community members with valuable information on the progress schools are making towards District-wide goals. Each school receives a score and a corresponding performance tier at the overall and domain levels. Each school also receives two rankings: one within all schools of the same grade configuration (City Rank) and one within a peer group of schools with similar student demographics (Peer Rank). A school is designated a City Leader if it ranks first among all schools with the same grade configuration. A school is designated a Peer Leader if it ranks first in its peer group.

Scoring Summary

TIER: ■ ■ ■ ■ INTERVENE (0-24%) ■ ■ ■ WATCH (25-49%) ■ ■ ■ REINFORCE (50-74%) ■ ■ ■ MODEL (75-100%)

OVERALL

A school's overall score represents its combined performance on the Achievement, Progress, Climate, and College & Career (for high schools only) domains.

Score	Performance Tier	City Rank (Gap to Leader)	Peer Rank (Gap to Leader)
24%	■ ■ ■ ■ INTERVENE	70th of 98 (-57)	23rd of 45 (-31)

Achievement

The Achievement domain measures performance on standardized assessments, including the DRA, PSSA, Keystone Exams, and ACCESS for ELLs.

10%	■ ■ ■ ■ INTERVENE	79th of 98 (-78)	27th of 45 (-23)
-----	--	---------------------	---------------------

Progress

The Progress domain measures growth on standardized assessments and progress towards graduation (for high schools only).

31%	■ ■ ■ ■ WATCH	54th of 98 (-58)	22nd of 45 (-49)
-----	--	---------------------	---------------------

Climate

The Climate domain measures student engagement and school climate.

28%	■ ■ ■ ■ WATCH	76th of 98 (-72)	24th of 45 (-46)
-----	--	---------------------	---------------------

Coming in 2014-2015

Equity

The Equity domain will measure growth on standardized assessments for the lowest performers in a school.

Educator Effectiveness

The Educator Effectiveness domain will measure the effectiveness of school staff.

Stakeholder Feedback

The Stakeholder Feedback domain will measure the engagement and satisfaction of parents, students, and teachers using feedback from the District-wide Surveys.

William Dick School

Address	2498 W. Diamond St. Philadelphia, PA 19121	Grade Range	K-8
Phone / Fax	215.684.5081 / 215.684.8995	Comprehensive CTE	No
Website	N/A	Admissions Category	Neighborhood
		Turnaround Model	N/A

Welcome

The School Progress Report (SPR) provides parents, families, and community members with valuable information on the progress schools are making towards District-wide goals. Each school receives a score and a corresponding performance tier at the overall and domain levels. Each school also receives two rankings: one within all schools of the same grade configuration (City Rank) and one within a peer group of schools with similar student demographics (Peer Rank). A school is designated a City Leader if it ranks first among all schools with the same grade configuration. A school is designated a Peer Leader if it ranks first in its peer group.

Scoring Summary

TIER: ■ ■ ■ ■ INTERVENE (0-24%) ■ ■ ■ WATCH (25-49%) ■ ■ ■ REINFORCE (50-74%) ■ ■ ■ MODEL (75-100%)

OVERALL

A school's overall score represents its combined performance on the Achievement, Progress, Climate, and College & Career (for high schools only) domains.

Score	Performance Tier	City Rank (Gap to Leader)	Peer Rank (Gap to Leader)
40%	■ ■ ■ ■ WATCH	41st of 98 (-41)	9th of 45 (-15)

Achievement

The Achievement domain measures performance on standardized assessments, including the DRA, PSSA, Keystone Exams, and ACCESS for ELLs.

17%	■ ■ ■ ■ INTERVENE	59th of 98 (-71)	11th of 45 (-16)
-----	--	---------------------	---------------------

Progress

The Progress domain measures growth on standardized assessments and progress towards graduation (for high schools only).

51%	■ ■ ■ ■ REINFORCE	33rd of 98 (-38)	14th of 45 (-29)
-----	--	---------------------	---------------------

Climate

The Climate domain measures student engagement and school climate.

47%	■ ■ ■ ■ WATCH	48th of 98 (-53)	5th of 45 (-27)
-----	--	---------------------	--------------------

Coming in 2014-2015

Equity

The Equity domain will measure growth on standardized assessments for the lowest performers in a school.

Educator Effectiveness

The Educator Effectiveness domain will measure the effectiveness of school staff.

Stakeholder Feedback

The Stakeholder Feedback domain will measure the engagement and satisfaction of parents, students, and teachers using feedback from the District-wide Surveys.

William H. Hunter School

Address	2400 N. Front St. Philadelphia, PA 19133	Grade Range	K-8
Phone / Fax	215.291.4710 / 215.291.5177	Comprehensive CTE	No
Website	www.philasd.org/schools/hunter	Admissions Category	Neighborhood
		Turnaround Model	N/A

Welcome

The School Progress Report (SPR) provides parents, families, and community members with valuable information on the progress schools are making towards District-wide goals. Each school receives a score and a corresponding performance tier at the overall and domain levels. Each school also receives two rankings: one within all schools of the same grade configuration (City Rank) and one within a peer group of schools with similar student demographics (Peer Rank). A school is designated a City Leader if it ranks first among all schools with the same grade configuration. A school is designated a Peer Leader if it ranks first in its peer group.

Scoring Summary

TIER: ■ ■ ■ ■ INTERVENE (0-24%) ■ ■ ■ WATCH (25-49%) ■ ■ ■ REINFORCE (50-74%) ■ ■ ■ MODEL (75-100%)

OVERALL

A school's overall score represents its combined performance on the Achievement, Progress, Climate, and College & Career (for high schools only) domains.

Score	Performance Tier	City Rank (Gap to Leader)	Peer Rank (Gap to Leader)
32%	■ ■ ■ ■ WATCH	59th of 98 (-49)	17th of 45 (-23)

Achievement

The Achievement domain measures performance on standardized assessments, including the DRA, PSSA, Keystone Exams, and ACCESS for ELLs.

12%	■ ■ ■ ■ INTERVENE	76th of 98 (-76)	24th of 45 (-21)
-----	--	---------------------	---------------------

Progress

The Progress domain measures growth on standardized assessments and progress towards graduation (for high schools only).

40%	■ ■ ■ ■ WATCH	44th of 98 (-49)	18th of 45 (-40)
-----	--	---------------------	---------------------

Climate

The Climate domain measures student engagement and school climate.

41%	■ ■ ■ ■ WATCH	56th of 98 (-59)	9th of 45 (-33)
-----	--	---------------------	--------------------

Coming in 2014-2015

Equity

The Equity domain will measure growth on standardized assessments for the lowest performers in a school.

Educator Effectiveness

The Educator Effectiveness domain will measure the effectiveness of school staff.

Stakeholder Feedback

The Stakeholder Feedback domain will measure the engagement and satisfaction of parents, students, and teachers using feedback from the District-wide Surveys.

William H. Ziegler School

Address	5935 Saul St. Philadelphia, PA 19149	Grade Range	K-8
Phone / Fax	215.537.2510 / 215.537.2987	Comprehensive CTE	No
Website	www.philasd.org/schools/ziegler	Admissions Category	Neighborhood
		Turnaround Model	N/A

Welcome

The School Progress Report (SPR) provides parents, families, and community members with valuable information on the progress schools are making towards District-wide goals. Each school receives a score and a corresponding performance tier at the overall and domain levels. Each school also receives two rankings: one within all schools of the same grade configuration (City Rank) and one within a peer group of schools with similar student demographics (Peer Rank). A school is designated a City Leader if it ranks first among all schools with the same grade configuration. A school is designated a Peer Leader if it ranks first in its peer group.

Scoring Summary

TIER: ■ ■ ■ ■ INTERVENE (0-24%) ■ ■ ■ ■ WATCH (25-49%) ■ ■ ■ ■ REINFORCE (50-74%) ■ ■ ■ ■ MODEL (75-100%)

OVERALL

A school's overall score represents its combined performance on the Achievement, Progress, Climate, and College & Career (for high schools only) domains.

Score	Performance Tier	City Rank (Gap to Leader)	Peer Rank (Gap to Leader)
39%	■ ■ ■ ■ WATCH	44th of 98 (-42)	8th of 21 (-30)

Achievement

The Achievement domain measures performance on standardized assessments, including the DRA, PSSA, Keystone Exams, and ACCESS for ELLs.

31%	■ ■ ■ ■ WATCH	35th of 98 (-57)	7th of 21 (-20)
-----	---	---------------------	--------------------

Progress

The Progress domain measures growth on standardized assessments and progress towards graduation (for high schools only).

37%	■ ■ ■ ■ WATCH	48th of 98 (-52)	10th of 21 (-50)
-----	---	---------------------	---------------------

Climate

The Climate domain measures student engagement and school climate.

56%	■ ■ ■ ■ REINFORCE	38th of 98 (-44)	10th of 21 (-17)
-----	---	---------------------	---------------------

Coming in 2014-2015

Equity

The Equity domain will measure growth on standardized assessments for the lowest performers in a school.

Educator Effectiveness

The Educator Effectiveness domain will measure the effectiveness of school staff.

Stakeholder Feedback

The Stakeholder Feedback domain will measure the engagement and satisfaction of parents, students, and teachers using feedback from the District-wide Surveys.

William M. Meredith School

Address	725 S. 5th St. Philadelphia, PA 19147	Grade Range	K-8
Phone / Fax	215.351.7360 / 215.351.7190	Comprehensive CTE	No
Website	www.philasd.org/schools/meredith	Admissions Category	Neighborhood
		Turnaround Model	N/A

Welcome

The School Progress Report (SPR) provides parents, families, and community members with valuable information on the progress schools are making towards District-wide goals. Each school receives a score and a corresponding performance tier at the overall and domain levels. Each school also receives two rankings: one within all schools of the same grade configuration (City Rank) and one within a peer group of schools with similar student demographics (Peer Rank). A school is designated a City Leader if it ranks first among all schools with the same grade configuration. A school is designated a Peer Leader if it ranks first in its peer group.

Scoring Summary

TIER: ■ ■ ■ ■ INTERVENE (0-24%) ■ ■ ■ WATCH (25-49%) ■ ■ ■ REINFORCE (50-74%) ■ ■ ■ MODEL (75-100%)

OVERALL

A school's overall score represents its combined performance on the Achievement, Progress, Climate, and College & Career (for high schools only) domains.

Score	Performance Tier	City Rank (Gap to Leader)	Peer Rank (Gap to Leader)
47%	■ ■ ■ ■ WATCH	30th of 98 (-34)	7th of 9 (-34)

Achievement

The Achievement domain measures performance on standardized assessments, including the DRA, PSSA, Keystone Exams, and ACCESS for ELLs.

79%	■ ■ ■ ■ MODEL	2nd of 98 (-9)	2nd of 9 (-9)
-----	--	-------------------	------------------

Progress

The Progress domain measures growth on standardized assessments and progress towards graduation (for high schools only).

5%	■ ■ ■ ■ INTERVENE	93rd of 98 (-84)	9th of 9 (-73)
----	--	---------------------	-------------------

Climate

The Climate domain measures student engagement and school climate.

100%	■ ■ ■ ■ MODEL	City Leader	Peer Leader
------	--	-------------	-------------

Coming in 2014-2015

Equity

The Equity domain will measure growth on standardized assessments for the lowest performers in a school.

Educator Effectiveness

The Educator Effectiveness domain will measure the effectiveness of school staff.

Stakeholder Feedback

The Stakeholder Feedback domain will measure the engagement and satisfaction of parents, students, and teachers using feedback from the District-wide Surveys.

William McKinley School

Address	2101 N. Orkney St. Philadelphia, PA 19122	Grade Range	K-8
Phone / Fax	215.291.4702 / 215.291.5613	Comprehensive CTE	No
Website	N/A	Admissions Category	Neighborhood
		Turnaround Model	N/A

Welcome

The School Progress Report (SPR) provides parents, families, and community members with valuable information on the progress schools are making towards District-wide goals. Each school receives a score and a corresponding performance tier at the overall and domain levels. Each school also receives two rankings: one within all schools of the same grade configuration (City Rank) and one within a peer group of schools with similar student demographics (Peer Rank). A school is designated a City Leader if it ranks first among all schools with the same grade configuration. A school is designated a Peer Leader if it ranks first in its peer group.

Scoring Summary

TIER: ■ ■ ■ ■ INTERVENE (0-24%) ■ ■ ■ WATCH (25-49%) ■ ■ ■ REINFORCE (50-74%) ■ ■ ■ MODEL (75-100%)

OVERALL

A school's overall score represents its combined performance on the Achievement, Progress, Climate, and College & Career (for high schools only) domains.

Score	Performance Tier	City Rank (Gap to Leader)	Peer Rank (Gap to Leader)
48%	■ ■ ■ ■ WATCH	29th of 98 (-33)	6th of 45 (-7)

Achievement

The Achievement domain measures performance on standardized assessments, including the DRA, PSSA, Keystone Exams, and ACCESS for ELLs.

22%	■ ■ ■ ■ INTERVENE	53rd of 98 (-66)	7th of 45 (-11)
-----	--	---------------------	--------------------

Progress

The Progress domain measures growth on standardized assessments and progress towards graduation (for high schools only).

61%	■ ■ ■ ■ REINFORCE	21st of 98 (-28)	8th of 45 (-19)
-----	--	---------------------	--------------------

Climate

The Climate domain measures student engagement and school climate.

54%	■ ■ ■ ■ REINFORCE	40th of 98 (-46)	3rd of 45 (-20)
-----	--	---------------------	--------------------

Coming in 2014-2015

Equity

The Equity domain will measure growth on standardized assessments for the lowest performers in a school.

Educator Effectiveness

The Educator Effectiveness domain will measure the effectiveness of school staff.

Stakeholder Feedback

The Stakeholder Feedback domain will measure the engagement and satisfaction of parents, students, and teachers using feedback from the District-wide Surveys.