

Academy for the Middle Years at Northwest

Address	6000 Ridge Ave. Philadelphia, PA 19128	Grade Range	6-8
Phone / Fax	215.487.7600 / 215.487.7505	Comprehensive CTE	No
Website	www.philasd.org/schools/amynw	Admissions Category	Special Admission
		Turnaround Model	N/A

Welcome

The School Progress Report (SPR) provides parents, families, and community members with valuable information on the progress schools are making towards District-wide goals. Each school receives a score and a corresponding performance tier at the overall and domain levels. Each school also receives two rankings: one within all schools of the same grade configuration (City Rank) and one within a peer group of schools with similar student demographics (Peer Rank). A school is designated a City Leader if it ranks first among all schools with the same grade configuration. A school is designated a Peer Leader if it ranks first in its peer group.

Scoring Summary

TIER: ■ ■ ■ ■ INTERVENE (0-24%) ■ ■ ■ WATCH (25-49%) ■ ■ ■ REINFORCE (50-74%) ■ ■ ■ MODEL (75-100%)

OVERALL

A school's overall score represents its combined performance on the Achievement, Progress, Climate, and College & Career (for high schools only) domains.

Score	Performance Tier	City Rank (Gap to Leader)	Peer Rank (Gap to Leader)
65%	<div><div></div><div></div><div></div><div></div></div> REINFORCE	5th of 25 (-17)	3rd of 18 (-16)

Achievement

The Achievement domain measures performance on standardized assessments, including the DRA, PSSA, Keystone Exams, and ACCESS for ELLs.

64%	<div><div></div><div></div><div></div><div></div></div> REINFORCE	5th of 25 (-32)	2nd of 18 (-25)
-----	--	--------------------	--------------------

Progress

The Progress domain measures growth on standardized assessments and progress towards graduation (for high schools only).

51%	<div><div></div><div></div><div></div><div></div></div> REINFORCE	12th of 25 (-41)	9th of 18 (-21)
-----	--	---------------------	--------------------

Climate

The Climate domain measures student engagement and school climate.

95%	<div><div></div><div></div><div></div><div></div></div> MODEL	4th of 25 (-5)	2nd of 18 (-4)
-----	--	-------------------	-------------------

Coming in 2014-2015

Equity

The Equity domain will measure growth on standardized assessments for the lowest performers in a school.

Educator Effectiveness

The Educator Effectiveness domain will measure the effectiveness of school staff.

Stakeholder Feedback

The Stakeholder Feedback domain will measure the engagement and satisfaction of parents, students, and teachers using feedback from the District-wide Surveys.

Alternative Middle Years at James Martin

Address	3380 Richmond St. Philadelphia, PA 19134	Grade Range	6-8
Phone / Fax	215.291.4172 / 215.291.5180	Comprehensive CTE	No
Website	www.philasd.org/schools/martin	Admissions Category	Citywide
		Turnaround Model	N/A

Welcome

The School Progress Report (SPR) provides parents, families, and community members with valuable information on the progress schools are making towards District-wide goals. Each school receives a score and a corresponding performance tier at the overall and domain levels. Each school also receives two rankings: one within all schools of the same grade configuration (City Rank) and one within a peer group of schools with similar student demographics (Peer Rank). A school is designated a City Leader if it ranks first among all schools with the same grade configuration. A school is designated a Peer Leader if it ranks first in its peer group.

Scoring Summary

TIER: ■ ■ ■ ■ INTERVENE (0-24%) ■ ■ ■ ■ WATCH (25-49%) ■ ■ ■ ■ REINFORCE (50-74%) ■ ■ ■ ■ MODEL (75-100%)

OVERALL

A school's overall score represents its combined performance on the Achievement, Progress, Climate, and College & Career (for high schools only) domains.

Score	Performance Tier	City Rank (Gap to Leader)	Peer Rank (Gap to Leader)
36%	■ ■ ■ ■ WATCH	13th of 25 (-46)	5th of 7 (-46)

Achievement

The Achievement domain measures performance on standardized assessments, including the DRA, PSSA, Keystone Exams, and ACCESS for ELLs.

48%	■ ■ ■ ■ WATCH	8th of 25 (-48)	5th of 7 (-48)
-----	--	--------------------	-------------------

Progress

The Progress domain measures growth on standardized assessments and progress towards graduation (for high schools only).

24%	■ ■ ■ ■ INTERVENE	17th of 25 (-68)	5th of 7 (-68)
-----	--	---------------------	-------------------

Climate

The Climate domain measures student engagement and school climate.

42%	■ ■ ■ ■ WATCH	12th of 25 (-58)	7th of 7 (-58)
-----	--	---------------------	-------------------

Coming in 2014-2015

Equity

The Equity domain will measure growth on standardized assessments for the lowest performers in a school.

Educator Effectiveness

The Educator Effectiveness domain will measure the effectiveness of school staff.

Stakeholder Feedback

The Stakeholder Feedback domain will measure the engagement and satisfaction of parents, students, and teachers using feedback from the District-wide Surveys.

Anna H. Shaw School (CLOSED)

Address Closed

Grade Range 7-8

Phone / Fax Closed

Comprehensive CTE No

Website Closed

Admissions Category Neighborhood

Turnaround Model N/A

Welcome





The School Progress Report (SPR) provides parents, families, and community members with valuable information on the progress schools are making towards District-wide goals. Each school receives a score and a corresponding performance tier at the overall and domain levels. Each school also receives two rankings: one within all schools of the same grade configuration (City Rank) and one within a peer group of schools with similar student demographics (Peer Rank). A school is designated a City Leader if it ranks first among all schools with the same grade configuration. A school is designated a Peer Leader if it ranks first in its peer group.

Scoring Summary

TIER:     INTERVENE (0-24%)    WATCH (25-49%)    REINFORCE (50-74%)    MODEL (75-100%)

OVERALL

A school's overall score represents its combined performance on the Achievement, Progress, Climate, and College & Career (for high schools only) domains.

Score	Performance Tier	City Rank (Gap to Leader)	Peer Rank (Gap to Leader)
Less than 10%	    INTERVENE	25th of 25 (N/A)	18th of 18 (N/A)

Achievement

The Achievement domain measures performance on standardized assessments, including the DRA, PSSA, Keystone Exams, and ACCESS for ELLs.

Less than 10%	    INTERVENE	20th of 25 (N/A)	13th of 18 (N/A)
---------------	--	---------------------	---------------------

Progress

The Progress domain measures growth on standardized assessments and progress towards graduation (for high schools only).

Less than 10%	    INTERVENE	25th of 25 (N/A)	18th of 18 (N/A)
---------------	--	---------------------	---------------------

Climate

The Climate domain measures student engagement and school climate.

16%	    INTERVENE	23rd of 25 (-84)	16th of 18 (-83)
-----	--	---------------------	---------------------

Coming in 2014-2015

Equity

The Equity domain will measure growth on standardized assessments for the lowest performers in a school.

Educator Effectiveness

The Educator Effectiveness domain will measure the effectiveness of school staff.

Stakeholder Feedback

The Stakeholder Feedback domain will measure the engagement and satisfaction of parents, students, and teachers using feedback from the District-wide Surveys.

Austin Meehan School

Address	3001 Ryan Ave. Philadelphia, PA 19152	Grade Range	7-8
Phone / Fax	215.335.5654 / 215.335.5992	Comprehensive CTE	No
Website	www.philasd.org/schools/meehan	Admissions Category	Neighborhood
		Turnaround Model	N/A

Welcome





The School Progress Report (SPR) provides parents, families, and community members with valuable information on the progress schools are making towards District-wide goals. Each school receives a score and a corresponding performance tier at the overall and domain levels. Each school also receives two rankings: one within all schools of the same grade configuration (City Rank) and one within a peer group of schools with similar student demographics (Peer Rank). A school is designated a City Leader if it ranks first among all schools with the same grade configuration. A school is designated a Peer Leader if it ranks first in its peer group.

Scoring Summary

TIER:     INTERVENE (0-24%)    WATCH (25-49%)    REINFORCE (50-74%)    MODEL (75-100%)

OVERALL

A school's overall score represents its combined performance on the Achievement, Progress, Climate, and College & Career (for high schools only) domains.

Score	Performance Tier	City Rank (Gap to Leader)	Peer Rank (Gap to Leader)
20%	    INTERVENE	19th of 25 (-62)	7th of 7 (-62)

Achievement

The Achievement domain measures performance on standardized assessments, including the DRA, PSSA, Keystone Exams, and ACCESS for ELLs.

31%	    WATCH	11th of 25 (-65)	7th of 7 (-65)
-----	---	---------------------	-------------------

Progress

The Progress domain measures growth on standardized assessments and progress towards graduation (for high schools only).

1%	    INTERVENE	24th of 25 (-91)	7th of 7 (-91)
----	---	---------------------	-------------------

Climate

The Climate domain measures student engagement and school climate.

46%	    WATCH	11th of 25 (-54)	6th of 7 (-54)
-----	---	---------------------	-------------------

Coming in 2014-2015

Equity

The Equity domain will measure growth on standardized assessments for the lowest performers in a school.

Educator Effectiveness

The Educator Effectiveness domain will measure the effectiveness of school staff.

Stakeholder Feedback

The Stakeholder Feedback domain will measure the engagement and satisfaction of parents, students, and teachers using feedback from the District-wide Surveys.

Baldi School

Address	8801 Verree Rd. Philadelphia, PA 19115	Grade Range	6-8
Phone / Fax	215.961.2003 / 215.961.2116	Comprehensive CTE	No
Website	www.philasd.org/schools/baldi	Admissions Category	Neighborhood
		Turnaround Model	N/A

Welcome

The School Progress Report (SPR) provides parents, families, and community members with valuable information on the progress schools are making towards District-wide goals. Each school receives a score and a corresponding performance tier at the overall and domain levels. Each school also receives two rankings: one within all schools of the same grade configuration (City Rank) and one within a peer group of schools with similar student demographics (Peer Rank). A school is designated a City Leader if it ranks first among all schools with the same grade configuration. A school is designated a Peer Leader if it ranks first in its peer group.

Scoring Summary

TIER: ■ ■ ■ ■ INTERVENE (0-24%) ■ ■ ■ WATCH (25-49%) ■ ■ ■ REINFORCE (50-74%) ■ ■ ■ MODEL (75-100%)

OVERALL

A school's overall score represents its combined performance on the Achievement, Progress, Climate, and College & Career (for high schools only) domains.

Score	Performance Tier	City Rank (Gap to Leader)	Peer Rank (Gap to Leader)
82%	■ ■ ■ ■ MODEL	City Leader	Peer Leader

Achievement

The Achievement domain measures performance on standardized assessments, including the DRA, PSSA, Keystone Exams, and ACCESS for ELLs.

69%	■ ■ ■ ■ REINFORCE	4th of 25 (-27)	3rd of 7 (-27)
-----	--	--------------------	-------------------

Progress

The Progress domain measures growth on standardized assessments and progress towards graduation (for high schools only).

92%	■ ■ ■ ■ MODEL	City Leader	Peer Leader
-----	--	-------------	-------------

Climate

The Climate domain measures student engagement and school climate.

79%	■ ■ ■ ■ MODEL	6th of 25 (-21)	3rd of 7 (-21)
-----	--	--------------------	-------------------

Coming in 2014-2015

Equity

The Equity domain will measure growth on standardized assessments for the lowest performers in a school.

Educator Effectiveness

The Educator Effectiveness domain will measure the effectiveness of school staff.

Stakeholder Feedback

The Stakeholder Feedback domain will measure the engagement and satisfaction of parents, students, and teachers using feedback from the District-wide Surveys.

Dimner Beeber School

Address	5925 Malvern Ave. Philadelphia, PA 19131	Grade Range	6-8
Phone / Fax	215.581.5513 / 215.581.5694	Comprehensive CTE	No
Website	www.philasd.org/schools/beeber	Admissions Category	Neighborhood
		Turnaround Model	N/A

Welcome

The School Progress Report (SPR) provides parents, families, and community members with valuable information on the progress schools are making towards District-wide goals. Each school receives a score and a corresponding performance tier at the overall and domain levels. Each school also receives two rankings: one within all schools of the same grade configuration (City Rank) and one within a peer group of schools with similar student demographics (Peer Rank). A school is designated a City Leader if it ranks first among all schools with the same grade configuration. A school is designated a Peer Leader if it ranks first in its peer group.

Scoring Summary

TIER: ■ ■ ■ ■ INTERVENE (0-24%) ■ ■ ■ WATCH (25-49%) ■ ■ ■ REINFORCE (50-74%) ■ ■ ■ MODEL (75-100%)

OVERALL

A school's overall score represents its combined performance on the Achievement, Progress, Climate, and College & Career (for high schools only) domains.

Score	Performance Tier	City Rank (Gap to Leader)	Peer Rank (Gap to Leader)
17%	■ ■ ■ ■ INTERVENE	22nd of 25 (-65)	15th of 18 (-64)

Achievement

The Achievement domain measures performance on standardized assessments, including the DRA, PSSA, Keystone Exams, and ACCESS for ELLs.

14%	■ ■ ■ ■ INTERVENE	16th of 25 (-82)	9th of 18 (-75)
-----	--	---------------------	--------------------

Progress

The Progress domain measures growth on standardized assessments and progress towards graduation (for high schools only).

22%	■ ■ ■ ■ INTERVENE	18th of 25 (-70)	13th of 18 (-50)
-----	--	---------------------	---------------------

Climate

The Climate domain measures student engagement and school climate.

11%	■ ■ ■ ■ INTERVENE	24th of 25 (-89)	17th of 18 (-88)
-----	--	---------------------	---------------------

Coming in 2014-2015

Equity

The Equity domain will measure growth on standardized assessments for the lowest performers in a school.

Educator Effectiveness

The Educator Effectiveness domain will measure the effectiveness of school staff.

Stakeholder Feedback

The Stakeholder Feedback domain will measure the engagement and satisfaction of parents, students, and teachers using feedback from the District-wide Surveys.

Feltonville School of Arts and Sciences

Address	210 E. Courtland St. Philadelphia, PA 19120	Grade Range	6-8
Phone / Fax	215.456.5603 / 215.456.5614	Comprehensive CTE	No
Website	www.philasd.org/schools/feltonville-arts-and-sciences	Admissions Category	Neighborhood
		Turnaround Model	N/A

Welcome

The School Progress Report (SPR) provides parents, families, and community members with valuable information on the progress schools are making towards District-wide goals. Each school receives a score and a corresponding performance tier at the overall and domain levels. Each school also receives two rankings: one within all schools of the same grade configuration (City Rank) and one within a peer group of schools with similar student demographics (Peer Rank). A school is designated a City Leader if it ranks first among all schools with the same grade configuration. A school is designated a Peer Leader if it ranks first in its peer group.

Scoring Summary

TIER: ■ ■ ■ ■ INTERVENE (0-24%) ■ ■ ■ WATCH (25-49%) ■ ■ ■ REINFORCE (50-74%) ■ ■ ■ MODEL (75-100%)

OVERALL

A school's overall score represents its combined performance on the Achievement, Progress, Climate, and College & Career (for high schools only) domains.

Score	Performance Tier	City Rank (Gap to Leader)	Peer Rank (Gap to Leader)
36%	■ ■ ■ ■ WATCH	13th of 25 (-46)	9th of 18 (-45)

Achievement

The Achievement domain measures performance on standardized assessments, including the DRA, PSSA, Keystone Exams, and ACCESS for ELLs.

14%	■ ■ ■ ■ INTERVENE	16th of 25 (-82)	9th of 18 (-75)
-----	--	---------------------	--------------------

Progress

The Progress domain measures growth on standardized assessments and progress towards graduation (for high schools only).

54%	■ ■ ■ ■ REINFORCE	10th of 25 (-38)	7th of 18 (-18)
-----	--	---------------------	--------------------

Climate

The Climate domain measures student engagement and school climate.

27%	■ ■ ■ ■ WATCH	19th of 25 (-73)	12th of 18 (-72)
-----	--	---------------------	---------------------

Coming in 2014-2015

Equity

The Equity domain will measure growth on standardized assessments for the lowest performers in a school.

Educator Effectiveness

The Educator Effectiveness domain will measure the effectiveness of school staff.

Stakeholder Feedback

The Stakeholder Feedback domain will measure the engagement and satisfaction of parents, students, and teachers using feedback from the District-wide Surveys.

General J. Harry LaBrum School

Address	10800 Hawley Rd. Philadelphia, PA 19154	Grade Range	6-8
Phone / Fax	215.281.2607 / 215.281.5800	Comprehensive CTE	No
Website	www.philasd.org/schools/labrum	Admissions Category	Neighborhood
		Turnaround Model	N/A

Welcome

The School Progress Report (SPR) provides parents, families, and community members with valuable information on the progress schools are making towards District-wide goals. Each school receives a score and a corresponding performance tier at the overall and domain levels. Each school also receives two rankings: one within all schools of the same grade configuration (City Rank) and one within a peer group of schools with similar student demographics (Peer Rank). A school is designated a City Leader if it ranks first among all schools with the same grade configuration. A school is designated a Peer Leader if it ranks first in its peer group.

Scoring Summary

TIER: ■ ■ ■ ■ INTERVENE (0-24%) ■ ■ ■ WATCH (25-49%) ■ ■ ■ REINFORCE (50-74%) ■ ■ ■ MODEL (75-100%)

OVERALL

A school's overall score represents its combined performance on the Achievement, Progress, Climate, and College & Career (for high schools only) domains.

Score	Performance Tier	City Rank (Gap to Leader)	Peer Rank (Gap to Leader)
32%	■ ■ ■ ■ WATCH	15th of 25 (-50)	6th of 7 (-50)

Achievement

The Achievement domain measures performance on standardized assessments, including the DRA, PSSA, Keystone Exams, and ACCESS for ELLs.

49%	■ ■ ■ ■ WATCH	7th of 25 (-47)	4th of 7 (-47)
-----	--	--------------------	-------------------

Progress

The Progress domain measures growth on standardized assessments and progress towards graduation (for high schools only).

9%	■ ■ ■ ■ INTERVENE	22nd of 25 (-83)	6th of 7 (-83)
----	--	---------------------	-------------------

Climate

The Climate domain measures student engagement and school climate.

57%	■ ■ ■ ■ REINFORCE	9th of 25 (-43)	5th of 7 (-43)
-----	--	--------------------	-------------------

Coming in 2014-2015

Equity

The Equity domain will measure growth on standardized assessments for the lowest performers in a school.

Educator Effectiveness

The Educator Effectiveness domain will measure the effectiveness of school staff.

Stakeholder Feedback

The Stakeholder Feedback domain will measure the engagement and satisfaction of parents, students, and teachers using feedback from the District-wide Surveys.

General Louis Wagner School

Address	1701 Cheltenham Ave. Philadelphia, PA 19126	Grade Range	6-8
Phone / Fax	215.276.5252 / 215.276.5849	Comprehensive CTE	No
Website	www.philasd.org/schools/wagner	Admissions Category	Neighborhood
		Turnaround Model	N/A

Welcome

The School Progress Report (SPR) provides parents, families, and community members with valuable information on the progress schools are making towards District-wide goals. Each school receives a score and a corresponding performance tier at the overall and domain levels. Each school also receives two rankings: one within all schools of the same grade configuration (City Rank) and one within a peer group of schools with similar student demographics (Peer Rank). A school is designated a City Leader if it ranks first among all schools with the same grade configuration. A school is designated a Peer Leader if it ranks first in its peer group.

Scoring Summary

TIER: ■ □ □ □ INTERVENE (0-24%) ■ □ □ □ WATCH (25-49%) ■ □ □ □ REINFORCE (50-74%) ■ □ □ □ MODEL (75-100%)

OVERALL

A school's overall score represents its combined performance on the Achievement, Progress, Climate, and College & Career (for high schools only) domains.

Score	Performance Tier	City Rank (Gap to Leader)	Peer Rank (Gap to Leader)
43%	■ □ □ □ WATCH	10th of 25 (-39)	6th of 18 (-38)

Achievement

The Achievement domain measures performance on standardized assessments, including the DRA, PSSA, Keystone Exams, and ACCESS for ELLs.

25%	■ □ □ □ WATCH	12th of 25 (-71)	5th of 18 (-64)
-----	--	---------------------	--------------------

Progress

The Progress domain measures growth on standardized assessments and progress towards graduation (for high schools only).

62%	■ □ □ □ REINFORCE	7th of 25 (-30)	5th of 18 (-10)
-----	--	--------------------	--------------------

Climate

The Climate domain measures student engagement and school climate.

28%	■ □ □ □ WATCH	18th of 25 (-72)	11th of 18 (-71)
-----	--	---------------------	---------------------

Coming in 2014-2015

Equity

The Equity domain will measure growth on standardized assessments for the lowest performers in a school.

Educator Effectiveness

The Educator Effectiveness domain will measure the effectiveness of school staff.

Stakeholder Feedback

The Stakeholder Feedback domain will measure the engagement and satisfaction of parents, students, and teachers using feedback from the District-wide Surveys.

George Pepper School (CLOSED)

Address Closed

Grade Range 5-8

Phone / Fax Closed

Comprehensive CTE No

Website Closed

Admissions Category Neighborhood

Turnaround Model N/A

Welcome





The School Progress Report (SPR) provides parents, families, and community members with valuable information on the progress schools are making towards District-wide goals. Each school receives a score and a corresponding performance tier at the overall and domain levels. Each school also receives two rankings: one within all schools of the same grade configuration (City Rank) and one within a peer group of schools with similar student demographics (Peer Rank). A school is designated a City Leader if it ranks first among all schools with the same grade configuration. A school is designated a Peer Leader if it ranks first in its peer group.

Scoring Summary

TIER:     INTERVENE (0-24%)     WATCH (25-49%)     REINFORCE (50-74%)     MODEL (75-100%)

OVERALL

A school's overall score represents its combined performance on the Achievement, Progress, Climate, and College & Career (for high schools only) domains.

Score	Performance Tier	City Rank (Gap to Leader)	Peer Rank (Gap to Leader)
10%	    INTERVENE	24th of 25 (-72)	17th of 18 (-71)

Achievement

The Achievement domain measures performance on standardized assessments, including the DRA, PSSA, Keystone Exams, and ACCESS for ELLs.

4%	    INTERVENE	22nd of 25 (-92)	15th of 18 (-85)
----	---	---------------------	---------------------

Progress

The Progress domain measures growth on standardized assessments and progress towards graduation (for high schools only).

7%	    INTERVENE	23rd of 25 (-85)	17th of 18 (-65)
----	---	---------------------	---------------------

Climate

The Climate domain measures student engagement and school climate.

30%	    WATCH	17th of 25 (-70)	10th of 18 (-69)
-----	---	---------------------	---------------------

Coming in 2014-2015

Equity

The Equity domain will measure growth on standardized assessments for the lowest performers in a school.

Educator Effectiveness

The Educator Effectiveness domain will measure the effectiveness of school staff.

Stakeholder Feedback

The Stakeholder Feedback domain will measure the engagement and satisfaction of parents, students, and teachers using feedback from the District-wide Surveys.

Girard Academic Music Program

Address	2136 W. Ritner St. Philadelphia, PA 19145	Grade Range	5-8
Phone / Fax	215.952.8589 / 215.952.6544	Comprehensive CTE	No
Website	www.philasd.org/schools/gamp	Admissions Category	Special Admission
		Turnaround Model	N/A

Welcome

The School Progress Report (SPR) provides parents, families, and community members with valuable information on the progress schools are making towards District-wide goals. Each school receives a score and a corresponding performance tier at the overall and domain levels. Each school also receives two rankings: one within all schools of the same grade configuration (City Rank) and one within a peer group of schools with similar student demographics (Peer Rank). A school is designated a City Leader if it ranks first among all schools with the same grade configuration. A school is designated a Peer Leader if it ranks first in its peer group.

Scoring Summary

TIER: ■ ■ ■ ■ INTERVENE (0-24%) ■ ■ ■ ■ WATCH (25-49%) ■ ■ ■ ■ REINFORCE (50-74%) ■ ■ ■ ■ MODEL (75-100%)

OVERALL

A school's overall score represents its combined performance on the Achievement, Progress, Climate, and College & Career (for high schools only) domains.

Score	Performance Tier	City Rank (Gap to Leader)	Peer Rank (Gap to Leader)
65%	■ ■ ■ ■ REINFORCE	5th of 25 (-17)	3rd of 7 (-17)

Achievement

The Achievement domain measures performance on standardized assessments, including the DRA, PSSA, Keystone Exams, and ACCESS for ELLs.

83%	■ ■ ■ ■ MODEL	3rd of 25 (-13)	2nd of 7 (-13)
-----	---	--------------------	-------------------

Progress

The Progress domain measures growth on standardized assessments and progress towards graduation (for high schools only).

40%	■ ■ ■ ■ WATCH	13th of 25 (-52)	4th of 7 (-52)
-----	---	---------------------	-------------------

Climate

The Climate domain measures student engagement and school climate.

100%	■ ■ ■ ■ MODEL	City Leader	Peer Leader
------	---	-------------	-------------

Coming in 2014-2015

Equity

The Equity domain will measure growth on standardized assessments for the lowest performers in a school.

Educator Effectiveness

The Educator Effectiveness domain will measure the effectiveness of school staff.

Stakeholder Feedback

The Stakeholder Feedback domain will measure the engagement and satisfaction of parents, students, and teachers using feedback from the District-wide Surveys.

Grover Washington, Jr. School

Address	201 E. Olney Ave. Philadelphia, PA 19120	Grade Range	5-8
Phone / Fax	215.456.0422 / 215.456.2181	Comprehensive CTE	No
Website	www.philasd.org/schools/grover	Admissions Category	Neighborhood
		Turnaround Model	N/A

Welcome

The School Progress Report (SPR) provides parents, families, and community members with valuable information on the progress schools are making towards District-wide goals. Each school receives a score and a corresponding performance tier at the overall and domain levels. Each school also receives two rankings: one within all schools of the same grade configuration (City Rank) and one within a peer group of schools with similar student demographics (Peer Rank). A school is designated a City Leader if it ranks first among all schools with the same grade configuration. A school is designated a Peer Leader if it ranks first in its peer group.

Scoring Summary

TIER: ■ ■ ■ ■ INTERVENE (0-24%) ■ ■ ■ WATCH (25-49%) ■ ■ ■ REINFORCE (50-74%) ■ ■ ■ MODEL (75-100%)

OVERALL

A school's overall score represents its combined performance on the Achievement, Progress, Climate, and College & Career (for high schools only) domains.

Score	Performance Tier	City Rank (Gap to Leader)	Peer Rank (Gap to Leader)
53%	■ ■ ■ ■ REINFORCE	8th of 25 (-29)	4th of 18 (-28)

Achievement

The Achievement domain measures performance on standardized assessments, including the DRA, PSSA, Keystone Exams, and ACCESS for ELLs.

21%	■ ■ ■ ■ INTERVENE	14th of 25 (-75)	7th of 18 (-68)
-----	--	---------------------	--------------------

Progress

The Progress domain measures growth on standardized assessments and progress towards graduation (for high schools only).

72%	■ ■ ■ ■ REINFORCE	2nd of 25 (-20)	Peer Leader
-----	--	--------------------	-------------

Climate

The Climate domain measures student engagement and school climate.

55%	■ ■ ■ ■ REINFORCE	10th of 25 (-45)	5th of 18 (-44)
-----	--	---------------------	--------------------

Coming in 2014-2015

Equity

The Equity domain will measure growth on standardized assessments for the lowest performers in a school.

Educator Effectiveness

The Educator Effectiveness domain will measure the effectiveness of school staff.

Stakeholder Feedback

The Stakeholder Feedback domain will measure the engagement and satisfaction of parents, students, and teachers using feedback from the District-wide Surveys.

Hill-Freedman School

Address	6200 Crittenden St. Philadelphia, PA 19138	Grade Range	6-8
Phone / Fax	215.276.5260 / 215.276.5873	Comprehensive CTE	No
Website	www.philasd.org/schools/hill-freedman	Admissions Category	Special Admission
		Turnaround Model	N/A

Welcome

The School Progress Report (SPR) provides parents, families, and community members with valuable information on the progress schools are making towards District-wide goals. Each school receives a score and a corresponding performance tier at the overall and domain levels. Each school also receives two rankings: one within all schools of the same grade configuration (City Rank) and one within a peer group of schools with similar student demographics (Peer Rank). A school is designated a City Leader if it ranks first among all schools with the same grade configuration. A school is designated a Peer Leader if it ranks first in its peer group.

Scoring Summary

TIER: ■ ■ ■ ■ INTERVENE (0-24%) ■ ■ ■ WATCH (25-49%) ■ ■ ■ REINFORCE (50-74%) ■ ■ ■ MODEL (75-100%)

OVERALL

A school's overall score represents its combined performance on the Achievement, Progress, Climate, and College & Career (for high schools only) domains.

Score	Performance Tier	City Rank (Gap to Leader)	Peer Rank (Gap to Leader)
81%	<div><div></div><div></div><div></div><div style="background-color: blue;"></div></div> MODEL	2nd of 25 (-1)	Peer Leader

Achievement

The Achievement domain measures performance on standardized assessments, including the DRA, PSSA, Keystone Exams, and ACCESS for ELLs.

89%	<div><div></div><div></div><div></div><div style="background-color: blue;"></div></div> MODEL	2nd of 25 (-7)	Peer Leader
-----	--	-------------------	-------------

Progress

The Progress domain measures growth on standardized assessments and progress towards graduation (for high schools only).

68%	<div><div></div><div></div><div style="background-color: green;"></div><div></div></div> REINFORCE	3rd of 25 (-24)	2nd of 18 (-4)
-----	---	--------------------	-------------------

Climate

The Climate domain measures student engagement and school climate.

99%	<div><div></div><div></div><div></div><div style="background-color: blue;"></div></div> MODEL	3rd of 25 (-1)	Peer Leader
-----	--	-------------------	-------------

Coming in 2014-2015

Equity

The Equity domain will measure growth on standardized assessments for the lowest performers in a school.

Educator Effectiveness

The Educator Effectiveness domain will measure the effectiveness of school staff.

Stakeholder Feedback

The Stakeholder Feedback domain will measure the engagement and satisfaction of parents, students, and teachers using feedback from the District-wide Surveys.

Julia R. Masterman School

Address	1699 Spring Garden St. Philadelphia, PA 19130	Grade Range	5-8
Phone / Fax	215.299.4661 / 215.299.3425	Comprehensive CTE	No
Website	www.philasd.org/schools/masterman	Admissions Category	Special Admission
		Turnaround Model	N/A

Welcome

The School Progress Report (SPR) provides parents, families, and community members with valuable information on the progress schools are making towards District-wide goals. Each school receives a score and a corresponding performance tier at the overall and domain levels. Each school also receives two rankings: one within all schools of the same grade configuration (City Rank) and one within a peer group of schools with similar student demographics (Peer Rank). A school is designated a City Leader if it ranks first among all schools with the same grade configuration. A school is designated a Peer Leader if it ranks first in its peer group.

Scoring Summary

TIER: ■ ■ ■ ■ INTERVENE (0-24%) ■ ■ ■ WATCH (25-49%) ■ ■ ■ REINFORCE (50-74%) ■ ■ ■ MODEL (75-100%)

OVERALL

A school's overall score represents its combined performance on the Achievement, Progress, Climate, and College & Career (for high schools only) domains.

Score	Performance Tier	City Rank (Gap to Leader)	Peer Rank (Gap to Leader)
81%	<div><div></div><div></div><div></div><div style="background-color: blue;"></div></div> MODEL	2nd of 25 (-1)	2nd of 7 (-1)

Achievement

The Achievement domain measures performance on standardized assessments, including the DRA, PSSA, Keystone Exams, and ACCESS for ELLs.

96%	<div><div></div><div></div><div></div><div style="background-color: blue;"></div></div> MODEL	City Leader	Peer Leader
-----	--	-------------	-------------

Progress

The Progress domain measures growth on standardized assessments and progress towards graduation (for high schools only).

64%	<div><div></div><div></div><div style="background-color: green;"></div><div></div></div> REINFORCE	6th of 25 (-28)	2nd of 7 (-28)
-----	---	--------------------	-------------------

Climate

The Climate domain measures student engagement and school climate.

100%	<div><div></div><div></div><div></div><div style="background-color: blue;"></div></div> MODEL	City Leader	Peer Leader
------	--	-------------	-------------

Coming in 2014-2015

Equity

The Equity domain will measure growth on standardized assessments for the lowest performers in a school.

Educator Effectiveness

The Educator Effectiveness domain will measure the effectiveness of school staff.

Stakeholder Feedback

The Stakeholder Feedback domain will measure the engagement and satisfaction of parents, students, and teachers using feedback from the District-wide Surveys.

Middle Years Alternative School

Address 4725 Fairmount Ave.
Philadelphia, PA 19139

Phone / Fax 215.581.5633 / 215.581.5668

Website www.philasd.org/schools/mya

Grade Range 5-8

Comprehensive CTE No

Admissions Category Citywide

Turnaround Model N/A

Welcome

The School Progress Report (SPR) provides parents, families, and community members with valuable information on the progress schools are making towards District-wide goals. Each school receives a score and a corresponding performance tier at the overall and domain levels. Each school also receives two rankings: one within all schools of the same grade configuration (City Rank) and one within a peer group of schools with similar student demographics (Peer Rank). A school is designated a City Leader if it ranks first among all schools with the same grade configuration. A school is designated a Peer Leader if it ranks first in its peer group.

Scoring Summary

TIER: ■ □ □ □ INTERVENE (0-24%) □ ■ □ □ WATCH (25-49%) □ □ ■ □ REINFORCE (50-74%) □ □ □ ■ MODEL (75-100%)

OVERALL

A school's overall score represents its combined performance on the Achievement, Progress, Climate, and College & Career (for high schools only) domains.

Score	Performance Tier	City Rank (Gap to Leader)	Peer Rank (Gap to Leader)
51%	□ □ ■ □ REINFORCE	9th of 25 (-31)	5th of 18 (-30)

Achievement

The Achievement domain measures performance on standardized assessments, including the DRA, PSSA, Keystone Exams, and ACCESS for ELLs.

39%	□ ■ □ □ WATCH	9th of 25 (-57)	4th of 18 (-50)
-----	--	--------------------	--------------------

Progress

The Progress domain measures growth on standardized assessments and progress towards graduation (for high schools only).

53%	□ □ ■ □ REINFORCE	11th of 25 (-39)	8th of 18 (-19)
-----	--	---------------------	--------------------

Climate

The Climate domain measures student engagement and school climate.

63%	□ □ ■ □ REINFORCE	8th of 25 (-37)	4th of 18 (-36)
-----	--	--------------------	--------------------

Coming in 2014-2015

Equity

The Equity domain will measure growth on standardized assessments for the lowest performers in a school.

Educator Effectiveness

The Educator Effectiveness domain will measure the effectiveness of school staff.

Stakeholder Feedback

The Stakeholder Feedback domain will measure the engagement and satisfaction of parents, students, and teachers using feedback from the District-wide Surveys.

Morris E. Leeds School

Address 1100 E. Mt. Pleasant Ave.
Philadelphia, PA 19150

Phone / Fax 215.248.6602 / 215.248.6223

Website www.philasd.org/schools/leeds

Grade Range 7-8

Comprehensive CTE No

Admissions Category Neighborhood

Turnaround Model N/A

Welcome

The School Progress Report (SPR) provides parents, families, and community members with valuable information on the progress schools are making towards District-wide goals. Each school receives a score and a corresponding performance tier at the overall and domain levels. Each school also receives two rankings: one within all schools of the same grade configuration (City Rank) and one within a peer group of schools with similar student demographics (Peer Rank). A school is designated a City Leader if it ranks first among all schools with the same grade configuration. A school is designated a Peer Leader if it ranks first in its peer group.

Scoring Summary

TIER: ■ ■ ■ ■ INTERVENE (0-24%) ■ ■ ■ WATCH (25-49%) ■ ■ ■ REINFORCE (50-74%) ■ ■ ■ MODEL (75-100%)

OVERALL

A school's overall score represents its combined performance on the Achievement, Progress, Climate, and College & Career (for high schools only) domains.

Score	Performance Tier	City Rank (Gap to Leader)	Peer Rank (Gap to Leader)
23%	■ ■ ■ ■ INTERVENE	17th of 25 (-59)	11th of 18 (-58)

Achievement

The Achievement domain measures performance on standardized assessments, including the DRA, PSSA, Keystone Exams, and ACCESS for ELLs.

23%	■ ■ ■ ■ INTERVENE	13th of 25 (-73)	6th of 18 (-66)
-----	--	---------------------	--------------------

Progress

The Progress domain measures growth on standardized assessments and progress towards graduation (for high schools only).

22%	■ ■ ■ ■ INTERVENE	18th of 25 (-70)	13th of 18 (-50)
-----	--	---------------------	---------------------

Climate

The Climate domain measures student engagement and school climate.

24%	■ ■ ■ ■ INTERVENE	21st of 25 (-76)	14th of 18 (-75)
-----	--	---------------------	---------------------

Coming in 2014-2015

Equity

The Equity domain will measure growth on standardized assessments for the lowest performers in a school.

Educator Effectiveness

The Educator Effectiveness domain will measure the effectiveness of school staff.

Stakeholder Feedback

The Stakeholder Feedback domain will measure the engagement and satisfaction of parents, students, and teachers using feedback from the District-wide Surveys.

Penn Treaty Middle School

Address	600 E. Thompson St. Philadelphia, PA 19125	Grade Range	6-8
Phone / Fax	215.291.4715 / 215.291.5172	Comprehensive CTE	No
Website	www.philasd.org/schools/penn treaty	Admissions Category	Neighborhood
		Turnaround Model	N/A

Welcome

The School Progress Report (SPR) provides parents, families, and community members with valuable information on the progress schools are making towards District-wide goals. Each school receives a score and a corresponding performance tier at the overall and domain levels. Each school also receives two rankings: one within all schools of the same grade configuration (City Rank) and one within a peer group of schools with similar student demographics (Peer Rank). A school is designated a City Leader if it ranks first among all schools with the same grade configuration. A school is designated a Peer Leader if it ranks first in its peer group.

Scoring Summary

TIER: ■ ■ ■ ■ INTERVENE (0-24%) ■ ■ ■ WATCH (25-49%) ■ ■ ■ REINFORCE (50-74%) ■ ■ ■ MODEL (75-100%)

OVERALL

A school's overall score represents its combined performance on the Achievement, Progress, Climate, and College & Career (for high schools only) domains.

Score	Performance Tier	City Rank (Gap to Leader)	Peer Rank (Gap to Leader)
40%	■ ■ ■ ■ WATCH	12th of 25 (-42)	8th of 18 (-41)

Achievement

The Achievement domain measures performance on standardized assessments, including the DRA, PSSA, Keystone Exams, and ACCESS for ELLs.

15%	■ ■ ■ ■ INTERVENE	15th of 25 (-81)	8th of 18 (-74)
-----	--	---------------------	--------------------

Progress

The Progress domain measures growth on standardized assessments and progress towards graduation (for high schools only).

61%	■ ■ ■ ■ REINFORCE	8th of 25 (-31)	6th of 18 (-11)
-----	--	--------------------	--------------------

Climate

The Climate domain measures student engagement and school climate.

31%	■ ■ ■ ■ WATCH	15th of 25 (-69)	8th of 18 (-68)
-----	--	---------------------	--------------------

Coming in 2014-2015

Equity

The Equity domain will measure growth on standardized assessments for the lowest performers in a school.

Educator Effectiveness

The Educator Effectiveness domain will measure the effectiveness of school staff.

Stakeholder Feedback

The Stakeholder Feedback domain will measure the engagement and satisfaction of parents, students, and teachers using feedback from the District-wide Surveys.

Rhodes Middle School

Address	2900 W. Clearfield St. Philadelphia, PA 19132	Grade Range	7-8
Phone / Fax	215.227.4402 / 215.227.4926	Comprehensive CTE	No
Website	N/A	Admissions Category	Neighborhood
		Turnaround Model	N/A

Welcome

The School Progress Report (SPR) provides parents, families, and community members with valuable information on the progress schools are making towards District-wide goals. Each school receives a score and a corresponding performance tier at the overall and domain levels. Each school also receives two rankings: one within all schools of the same grade configuration (City Rank) and one within a peer group of schools with similar student demographics (Peer Rank). A school is designated a City Leader if it ranks first among all schools with the same grade configuration. A school is designated a Peer Leader if it ranks first in its peer group.

Scoring Summary

TIER: ■ ■ ■ ■ INTERVENE (0-24%) ■ ■ ■ WATCH (25-49%) ■ ■ ■ REINFORCE (50-74%) ■ ■ ■ MODEL (75-100%)

OVERALL

A school's overall score represents its combined performance on the Achievement, Progress, Climate, and College & Career (for high schools only) domains.

Score	Performance Tier	City Rank (Gap to Leader)	Peer Rank (Gap to Leader)
21%	■ ■ ■ ■ INTERVENE	18th of 25 (-61)	12th of 18 (-60)

Achievement

The Achievement domain measures performance on standardized assessments, including the DRA, PSSA, Keystone Exams, and ACCESS for ELLs.

6%	■ ■ ■ ■ INTERVENE	21st of 25 (-90)	14th of 18 (-83)
----	---	---------------------	---------------------

Progress

The Progress domain measures growth on standardized assessments and progress towards graduation (for high schools only).

36%	■ ■ ■ ■ WATCH	15th of 25 (-56)	11th of 18 (-36)
-----	---	---------------------	---------------------

Climate

The Climate domain measures student engagement and school climate.

9%	■ ■ ■ ■ INTERVENE	25th of 25 (-91)	18th of 18 (-90)
----	---	---------------------	---------------------

Coming in 2014-2015

Equity

The Equity domain will measure growth on standardized assessments for the lowest performers in a school.

Educator Effectiveness

The Educator Effectiveness domain will measure the effectiveness of school staff.

Stakeholder Feedback

The Stakeholder Feedback domain will measure the engagement and satisfaction of parents, students, and teachers using feedback from the District-wide Surveys.

Roberto Clemente School

Address	122 W. Erie Ave. Philadelphia, PA 19140	Grade Range	6-8
Phone / Fax	215.291.5400 / 215.291.5421	Comprehensive CTE	No
Website	www.philasd.org/schools/clemente	Admissions Category	Neighborhood
		Turnaround Model	Promise Academy

Welcome





The School Progress Report (SPR) provides parents, families, and community members with valuable information on the progress schools are making towards District-wide goals. Each school receives a score and a corresponding performance tier at the overall and domain levels. Each school also receives two rankings: one within all schools of the same grade configuration (City Rank) and one within a peer group of schools with similar student demographics (Peer Rank). A school is designated a City Leader if it ranks first among all schools with the same grade configuration. A school is designated a Peer Leader if it ranks first in its peer group.

Scoring Summary

TIER:     INTERVENE (0-24%)    WATCH (25-49%)    REINFORCE (50-74%)    MODEL (75-100%)

OVERALL

A school's overall score represents its combined performance on the Achievement, Progress, Climate, and College & Career (for high schools only) domains.

Score	Performance Tier	City Rank (Gap to Leader)	Peer Rank (Gap to Leader)
17%	    INTERVENE	22nd of 25 (-65)	15th of 18 (-64)

Achievement

The Achievement domain measures performance on standardized assessments, including the DRA, PSSA, Keystone Exams, and ACCESS for ELLs.

2%	    INTERVENE	24th of 25 (-94)	17th of 18 (-87)
----	---	---------------------	---------------------

Progress

The Progress domain measures growth on standardized assessments and progress towards graduation (for high schools only).

21%	    INTERVENE	21st of 25 (-71)	16th of 18 (-51)
-----	---	---------------------	---------------------

Climate

The Climate domain measures student engagement and school climate.

31%	    WATCH	15th of 25 (-69)	8th of 18 (-68)
-----	---	---------------------	--------------------

Coming in 2014-2015

Equity

The Equity domain will measure growth on standardized assessments for the lowest performers in a school.

Educator Effectiveness

The Educator Effectiveness domain will measure the effectiveness of school staff.

Stakeholder Feedback

The Stakeholder Feedback domain will measure the engagement and satisfaction of parents, students, and teachers using feedback from the District-wide Surveys.

Russell H. Conwell School

Address	1829 Clearfield St. Philadelphia, PA 19134	Grade Range	5-8
Phone / Fax	215.291.4722 / 215.291.5019	Comprehensive CTE	No
Website	www.philasd.org/schools/conwell	Admissions Category	Special Admission
		Turnaround Model	N/A

Welcome

The School Progress Report (SPR) provides parents, families, and community members with valuable information on the progress schools are making towards District-wide goals. Each school receives a score and a corresponding performance tier at the overall and domain levels. Each school also receives two rankings: one within all schools of the same grade configuration (City Rank) and one within a peer group of schools with similar student demographics (Peer Rank). A school is designated a City Leader if it ranks first among all schools with the same grade configuration. A school is designated a Peer Leader if it ranks first in its peer group.

Scoring Summary

TIER: ■ ■ ■ ■ INTERVENE (0-24%) ■ ■ ■ WATCH (25-49%) ■ ■ ■ REINFORCE (50-74%) ■ ■ ■ MODEL (75-100%)

OVERALL

A school's overall score represents its combined performance on the Achievement, Progress, Climate, and College & Career (for high schools only) domains.

Score	Performance Tier	City Rank (Gap to Leader)	Peer Rank (Gap to Leader)
68%	<div><div></div><div></div><div></div><div></div></div> REINFORCE	4th of 25 (-14)	2nd of 18 (-13)

Achievement

The Achievement domain measures performance on standardized assessments, including the DRA, PSSA, Keystone Exams, and ACCESS for ELLs.

60%	<div><div></div><div></div><div></div><div></div></div> REINFORCE	6th of 25 (-36)	3rd of 18 (-29)
-----	--	--------------------	--------------------

Progress

The Progress domain measures growth on standardized assessments and progress towards graduation (for high schools only).

67%	<div><div></div><div></div><div></div><div></div></div> REINFORCE	4th of 25 (-25)	3rd of 18 (-5)
-----	--	--------------------	-------------------

Climate

The Climate domain measures student engagement and school climate.

81%	<div><div></div><div></div><div></div><div></div></div> MODEL	5th of 25 (-19)	3rd of 18 (-18)
-----	--	--------------------	--------------------

Coming in 2014-2015

Equity

The Equity domain will measure growth on standardized assessments for the lowest performers in a school.

Educator Effectiveness

The Educator Effectiveness domain will measure the effectiveness of school staff.

Stakeholder Feedback

The Stakeholder Feedback domain will measure the engagement and satisfaction of parents, students, and teachers using feedback from the District-wide Surveys.

Sheridan West School (CLOSED)

Address	Closed	Grade Range	7-8
Phone / Fax	Closed	Comprehensive CTE	No
Website	Closed	Admissions Category	Neighborhood
		Turnaround Model	N/A

Welcome

The School Progress Report (SPR) provides parents, families, and community members with valuable information on the progress schools are making towards District-wide goals. Each school receives a score and a corresponding performance tier at the overall and domain levels. Each school also receives two rankings: one within all schools of the same grade configuration (City Rank) and one within a peer group of schools with similar student demographics (Peer Rank). A school is designated a City Leader if it ranks first among all schools with the same grade configuration. A school is designated a Peer Leader if it ranks first in its peer group.

Scoring Summary

TIER: ■ ■ ■ ■ INTERVENE (0-24%) ■ ■ ■ WATCH (25-49%) ■ ■ ■ REINFORCE (50-74%) ■ ■ ■ MODEL (75-100%)

OVERALL

A school's overall score represents its combined performance on the Achievement, Progress, Climate, and College & Career (for high schools only) domains.

Score	Performance Tier	City Rank (Gap to Leader)	Peer Rank (Gap to Leader)
43%	■ ■ ■ ■ WATCH	10th of 25 (-39)	6th of 18 (-38)

Achievement

The Achievement domain measures performance on standardized assessments, including the DRA, PSSA, Keystone Exams, and ACCESS for ELLs.

11%	■ ■ ■ ■ INTERVENE	18th of 25 (-85)	11th of 18 (-78)
-----	--	---------------------	---------------------

Progress

The Progress domain measures growth on standardized assessments and progress towards graduation (for high schools only).

65%	■ ■ ■ ■ REINFORCE	5th of 25 (-27)	4th of 18 (-7)
-----	--	--------------------	-------------------

Climate

The Climate domain measures student engagement and school climate.

40%	■ ■ ■ ■ WATCH	13th of 25 (-60)	6th of 18 (-59)
-----	--	---------------------	--------------------

Coming in 2014-2015

Equity

The Equity domain will measure growth on standardized assessments for the lowest performers in a school.

Educator Effectiveness

The Educator Effectiveness domain will measure the effectiveness of school staff.

Stakeholder Feedback

The Stakeholder Feedback domain will measure the engagement and satisfaction of parents, students, and teachers using feedback from the District-wide Surveys.

Theodore Roosevelt Middle School

Address 430 E. Washington Ln.
Philadelphia, PA 19144

Phone / Fax 215.951.4170 / 215.951.7762

Website N/A

Grade Range 7-8

Comprehensive CTE No

Admissions Category Neighborhood

Turnaround Model N/A

Welcome

The School Progress Report (SPR) provides parents, families, and community members with valuable information on the progress schools are making towards District-wide goals. Each school receives a score and a corresponding performance tier at the overall and domain levels. Each school also receives two rankings: one within all schools of the same grade configuration (City Rank) and one within a peer group of schools with similar student demographics (Peer Rank). A school is designated a City Leader if it ranks first among all schools with the same grade configuration. A school is designated a Peer Leader if it ranks first in its peer group.

Scoring Summary

TIER: ■ ■ ■ ■ INTERVENE (0-24%) ■ ■ ■ WATCH (25-49%) ■ ■ ■ REINFORCE (50-74%) ■ ■ ■ MODEL (75-100%)

OVERALL

A school's overall score represents its combined performance on the Achievement, Progress, Climate, and College & Career (for high schools only) domains.

Score	Performance Tier	City Rank (Gap to Leader)	Peer Rank (Gap to Leader)
20%	■ ■ ■ ■ INTERVENE	19th of 25 (-62)	13th of 18 (-61)

Achievement

The Achievement domain measures performance on standardized assessments, including the DRA, PSSA, Keystone Exams, and ACCESS for ELLs.

1%	■ ■ ■ ■ INTERVENE	25th of 25 (-95)	18th of 18 (-88)
----	--	---------------------	---------------------

Progress

The Progress domain measures growth on standardized assessments and progress towards graduation (for high schools only).

25%	■ ■ ■ ■ WATCH	16th of 25 (-67)	12th of 18 (-47)
-----	--	---------------------	---------------------

Climate

The Climate domain measures student engagement and school climate.

37%	■ ■ ■ ■ WATCH	14th of 25 (-63)	7th of 18 (-62)
-----	--	---------------------	--------------------

Coming in 2014-2015

Equity

The Equity domain will measure growth on standardized assessments for the lowest performers in a school.

Educator Effectiveness

The Educator Effectiveness domain will measure the effectiveness of school staff.

Stakeholder Feedback

The Stakeholder Feedback domain will measure the engagement and satisfaction of parents, students, and teachers using feedback from the District-wide Surveys.

Warren G. Harding School

Address	2000 Wakeling St. Philadelphia, PA 19124	Grade Range	6-8
Phone / Fax	215.537.2528 / 215.537.2850	Comprehensive CTE	No
Website	www.philasd.org/schools/harding	Admissions Category	Neighborhood
		Turnaround Model	N/A

Welcome





The School Progress Report (SPR) provides parents, families, and community members with valuable information on the progress schools are making towards District-wide goals. Each school receives a score and a corresponding performance tier at the overall and domain levels. Each school also receives two rankings: one within all schools of the same grade configuration (City Rank) and one within a peer group of schools with similar student demographics (Peer Rank). A school is designated a City Leader if it ranks first among all schools with the same grade configuration. A school is designated a Peer Leader if it ranks first in its peer group.

Scoring Summary

TIER:     INTERVENE (0-24%)    WATCH (25-49%)    REINFORCE (50-74%)    MODEL (75-100%)

OVERALL

A school's overall score represents its combined performance on the Achievement, Progress, Climate, and College & Career (for high schools only) domains.

Score	Performance Tier	City Rank (Gap to Leader)	Peer Rank (Gap to Leader)
18%	    INTERVENE	21st of 25 (-64)	14th of 18 (-63)

Achievement

The Achievement domain measures performance on standardized assessments, including the DRA, PSSA, Keystone Exams, and ACCESS for ELLs.

10%	    INTERVENE	19th of 25 (-86)	12th of 18 (-79)
-----	---	---------------------	---------------------

Progress

The Progress domain measures growth on standardized assessments and progress towards graduation (for high schools only).

22%	    INTERVENE	18th of 25 (-70)	13th of 18 (-50)
-----	---	---------------------	---------------------

Climate

The Climate domain measures student engagement and school climate.

21%	    INTERVENE	22nd of 25 (-79)	15th of 18 (-78)
-----	---	---------------------	---------------------

Coming in 2014-2015

Equity

The Equity domain will measure growth on standardized assessments for the lowest performers in a school.

Educator Effectiveness

The Educator Effectiveness domain will measure the effectiveness of school staff.

Stakeholder Feedback

The Stakeholder Feedback domain will measure the engagement and satisfaction of parents, students, and teachers using feedback from the District-wide Surveys.

William T. Tilden School

Address	6601 Elmwood Ave. Philadelphia, PA 19142	Grade Range	6-8
Phone / Fax	215.492.6454 / 215.492.6128	Comprehensive CTE	No
Website	N/A	Admissions Category	Neighborhood
		Turnaround Model	N/A

Welcome

The School Progress Report (SPR) provides parents, families, and community members with valuable information on the progress schools are making towards District-wide goals. Each school receives a score and a corresponding performance tier at the overall and domain levels. Each school also receives two rankings: one within all schools of the same grade configuration (City Rank) and one within a peer group of schools with similar student demographics (Peer Rank). A school is designated a City Leader if it ranks first among all schools with the same grade configuration. A school is designated a Peer Leader if it ranks first in its peer group.

Scoring Summary

TIER: ■ ■ ■ ■ INTERVENE (0-24%) ■ ■ ■ WATCH (25-49%) ■ ■ ■ REINFORCE (50-74%) ■ ■ ■ MODEL (75-100%)

OVERALL

A school's overall score represents its combined performance on the Achievement, Progress, Climate, and College & Career (for high schools only) domains.

Score	Performance Tier	City Rank (Gap to Leader)	Peer Rank (Gap to Leader)
24%	■ ■ ■ ■ INTERVENE	16th of 25 (-58)	10th of 18 (-57)

Achievement

The Achievement domain measures performance on standardized assessments, including the DRA, PSSA, Keystone Exams, and ACCESS for ELLs.

4%	■ ■ ■ ■ INTERVENE	22nd of 25 (-92)	15th of 18 (-85)
----	--	---------------------	---------------------

Progress

The Progress domain measures growth on standardized assessments and progress towards graduation (for high schools only).

37%	■ ■ ■ ■ WATCH	14th of 25 (-55)	10th of 18 (-35)
-----	--	---------------------	---------------------

Climate

The Climate domain measures student engagement and school climate.

27%	■ ■ ■ ■ WATCH	19th of 25 (-73)	12th of 18 (-72)
-----	--	---------------------	---------------------

Coming in 2014-2015

Equity

The Equity domain will measure growth on standardized assessments for the lowest performers in a school.

Educator Effectiveness

The Educator Effectiveness domain will measure the effectiveness of school staff.

Stakeholder Feedback

The Stakeholder Feedback domain will measure the engagement and satisfaction of parents, students, and teachers using feedback from the District-wide Surveys.

Woodrow Wilson School

Address	1800 Cottman Ave. Philadelphia, PA 19111	Grade Range	6-8
Phone / Fax	215.728.5015 / 215.728.5051	Comprehensive CTE	No
Website	www.philasd.org/schools/wilson	Admissions Category	Neighborhood
		Turnaround Model	N/A

Welcome

The School Progress Report (SPR) provides parents, families, and community members with valuable information on the progress schools are making towards District-wide goals. Each school receives a score and a corresponding performance tier at the overall and domain levels. Each school also receives two rankings: one within all schools of the same grade configuration (City Rank) and one within a peer group of schools with similar student demographics (Peer Rank). A school is designated a City Leader if it ranks first among all schools with the same grade configuration. A school is designated a Peer Leader if it ranks first in its peer group.

Scoring Summary

TIER: ■ □ □ □ INTERVENE (0-24%) ■ □ □ □ WATCH (25-49%) ■ □ □ □ REINFORCE (50-74%) ■ □ □ □ MODEL (75-100%)

OVERALL

A school's overall score represents its combined performance on the Achievement, Progress, Climate, and College & Career (for high schools only) domains.

Score	Performance Tier	City Rank (Gap to Leader)	Peer Rank (Gap to Leader)
54%	■ □ □ □ REINFORCE	7th of 25 (-28)	4th of 7 (-28)

Achievement

The Achievement domain measures performance on standardized assessments, including the DRA, PSSA, Keystone Exams, and ACCESS for ELLs.

39%	■ □ □ □ WATCH	9th of 25 (-57)	6th of 7 (-57)
-----	---	--------------------	-------------------

Progress

The Progress domain measures growth on standardized assessments and progress towards graduation (for high schools only).

60%	■ □ □ □ REINFORCE	9th of 25 (-32)	3rd of 7 (-32)
-----	---	--------------------	-------------------

Climate

The Climate domain measures student engagement and school climate.

64%	■ □ □ □ REINFORCE	7th of 25 (-36)	4th of 7 (-36)
-----	---	--------------------	-------------------

Coming in 2014-2015

Equity

The Equity domain will measure growth on standardized assessments for the lowest performers in a school.

Educator Effectiveness

The Educator Effectiveness domain will measure the effectiveness of school staff.

Stakeholder Feedback

The Stakeholder Feedback domain will measure the engagement and satisfaction of parents, students, and teachers using feedback from the District-wide Surveys.