

## A. Philip Randolph Career and Technical High School

Governance	District	Report Type	High School
Address	3101 Henry Ave. Philadelphia, PA 19129	Enrollment	534
Phone / Fax	215.227.4407 / 215.227.8655	Grade Range	9-12
Website	www.philasd.org/schools/randolph	Admissions Category	Citywide
		Turnaround Model	N/A

### Welcome

The School Progress Report (SPR) provides parents, families, and community members with valuable information on the progress schools are making towards citywide goals. Each school receives a score and a corresponding performance tier at the overall and domain levels. Each school also receives two rankings: one within all schools of the same grade configuration (City Rank) and one within a peer group of schools with similar student demographics (Peer Rank). A school is designated a City Leader if it ranks first among all schools with the same grade configuration. A school is designated a Peer Leader if it ranks first in its peer group.

### Scoring Summary

TIER: ■ □ □ □ INTERVENE (0-24%) □ ■ □ □ WATCH (25-49%) □ □ ■ □ REINFORCE (50-74%) □ □ □ ■ MODEL (75-100%)

	<u>Score</u>	<u>Performance Tier</u>	<u>City Rank (Gap to Leader)</u>	<u>Peer Rank (Gap to Leader)</u>
<b>OVERALL</b> A school's overall score represents its combined performance on the Achievement, Progress, Climate, and College & Career (for high schools only) domains.	25%	<div style="display: flex; justify-content: space-around;"> <div style="border: 1px solid black; width: 15px; height: 15px; background-color: white;"></div> <div style="border: 1px solid black; width: 15px; height: 15px; background-color: orange;"></div> <div style="border: 1px solid black; width: 15px; height: 15px; background-color: white;"></div> <div style="border: 1px solid black; width: 15px; height: 15px; background-color: white;"></div> </div> <p style="text-align: center; color: orange;">WATCH</p>	45th of 71 (-57)	8th of 27 (-40)
<b>Achievement</b> The Achievement domain measures performance on standardized assessments, including PSSA, Keystone Exams, ACCESS for ELLs, and reading assessments.	6%	<div style="display: flex; justify-content: space-around;"> <div style="border: 1px solid black; width: 15px; height: 15px; background-color: purple;"></div> <div style="border: 1px solid black; width: 15px; height: 15px; background-color: white;"></div> <div style="border: 1px solid black; width: 15px; height: 15px; background-color: white;"></div> <div style="border: 1px solid black; width: 15px; height: 15px; background-color: white;"></div> </div> <p style="text-align: center; color: purple;">INTERVENE</p>	46th of 70 (-78)	10th of 27 (-32)
<b>Progress</b> The Progress domain measures growth on standardized assessments and progress towards graduation (for high schools only).	23%	<div style="display: flex; justify-content: space-around;"> <div style="border: 1px solid black; width: 15px; height: 15px; background-color: purple;"></div> <div style="border: 1px solid black; width: 15px; height: 15px; background-color: white;"></div> <div style="border: 1px solid black; width: 15px; height: 15px; background-color: white;"></div> <div style="border: 1px solid black; width: 15px; height: 15px; background-color: white;"></div> </div> <p style="text-align: center; color: purple;">INTERVENE</p>	46th of 71 (-61)	12th of 27 (-49)
<b>Climate</b> The Climate domain measures school climate and student and parent/guardian engagement.	47%	<div style="display: flex; justify-content: space-around;"> <div style="border: 1px solid black; width: 15px; height: 15px; background-color: white;"></div> <div style="border: 1px solid black; width: 15px; height: 15px; background-color: orange;"></div> <div style="border: 1px solid black; width: 15px; height: 15px; background-color: white;"></div> <div style="border: 1px solid black; width: 15px; height: 15px; background-color: white;"></div> </div> <p style="text-align: center; color: orange;">WATCH</p>	36th of 72 (-53)	6th of 28 (-31)
<b>College &amp; Career</b> The College & Career domain measures college and career readiness and post-secondary outcomes.	43%	<div style="display: flex; justify-content: space-around;"> <div style="border: 1px solid black; width: 15px; height: 15px; background-color: white;"></div> <div style="border: 1px solid black; width: 15px; height: 15px; background-color: orange;"></div> <div style="border: 1px solid black; width: 15px; height: 15px; background-color: white;"></div> <div style="border: 1px solid black; width: 15px; height: 15px; background-color: white;"></div> </div> <p style="text-align: center; color: orange;">WATCH</p>	49th of 70 (-55)	9th of 26 (-42)

## Abraham Lincoln High School

Governance	District	Report Type	High School
Address	3201 Ryan Ave. Philadelphia, PA 19136	Enrollment	1,574
Phone / Fax	215.335.5653 / 215.335.5997	Grade Range	9-12
Website	www.philasd.org/schools/lincoln	Admissions Category	Neighborhood
		Turnaround Model	N/A

### Welcome

The School Progress Report (SPR) provides parents, families, and community members with valuable information on the progress schools are making towards citywide goals. Each school receives a score and a corresponding performance tier at the overall and domain levels. Each school also receives two rankings: one within all schools of the same grade configuration (City Rank) and one within a peer group of schools with similar student demographics (Peer Rank). A school is designated a City Leader if it ranks first among all schools with the same grade configuration. A school is designated a Peer Leader if it ranks first in its peer group.

### Scoring Summary

TIER: ■ ■ ■ ■ INTERVENE (0-24%)    ■ ■ ■ WATCH (25-49%)    ■ ■ ■ REINFORCE (50-74%)    ■ ■ ■ MODEL (75-100%)

	<u>Score</u>	<u>Performance Tier</u>	<u>City Rank (Gap to Leader)</u>	<u>Peer Rank (Gap to Leader)</u>
<b>OVERALL</b> A school's overall score represents its combined performance on the Achievement, Progress, Climate, and College & Career (for high schools only) domains.	21%	<span style="color: purple;">■</span> <span style="color: white;">□</span> <span style="color: white;">□</span> <span style="color: white;">□</span> <span style="color: purple;">INTERVENE</span>	49th of 71 (-61)	18th of 21 (-61)
<b>Achievement</b> The Achievement domain measures performance on standardized assessments, including PSSA, Keystone Exams, ACCESS for ELLs, and reading assessments.	10%	<span style="color: purple;">■</span> <span style="color: white;">□</span> <span style="color: white;">□</span> <span style="color: white;">□</span> <span style="color: purple;">INTERVENE</span>	39th of 70 (-74)	17th of 21 (-56)
<b>Progress</b> The Progress domain measures growth on standardized assessments and progress towards graduation (for high schools only).	29%	<span style="color: white;">□</span> <span style="color: orange;">■</span> <span style="color: white;">□</span> <span style="color: white;">□</span> <span style="color: orange;">WATCH</span>	36th of 71 (-55)	13th of 21 (-55)
<b>Climate</b> The Climate domain measures school climate and student and parent/guardian engagement.	21%	<span style="color: purple;">■</span> <span style="color: white;">□</span> <span style="color: white;">□</span> <span style="color: white;">□</span> <span style="color: purple;">INTERVENE</span>	57th of 72 (-79)	19th of 21 (-75)
<b>College &amp; Career</b> The College & Career domain measures college and career readiness and post-secondary outcomes.	21%	<span style="color: purple;">■</span> <span style="color: white;">□</span> <span style="color: white;">□</span> <span style="color: white;">□</span> <span style="color: purple;">INTERVENE</span>	58th of 70 (-77)	21st of 21 (-77)

## Academy at Palumbo

Governance	District	Report Type	High School
Address	1100 Catharine St. Philadelphia, PA 19147	Enrollment	816
Phone / Fax	215.351.7618 / 215.351.7685	Grade Range	9-12
Website	www.philasd.org/schools/palumbo	Admissions Category	Special Admission
		Turnaround Model	N/A

## Welcome

The School Progress Report (SPR) provides parents, families, and community members with valuable information on the progress schools are making towards citywide goals. Each school receives a score and a corresponding performance tier at the overall and domain levels. Each school also receives two rankings: one within all schools of the same grade configuration (City Rank) and one within a peer group of schools with similar student demographics (Peer Rank). A school is designated a City Leader if it ranks first among all schools with the same grade configuration. A school is designated a Peer Leader if it ranks first in its peer group.

## Scoring Summary

TIER: ■ □ □ □ INTERVENE (0-24%)    □ ■ □ □ WATCH (25-49%)    □ □ ■ □ REINFORCE (50-74%)    □ □ □ ■ MODEL (75-100%)

	<u>Score</u>	<u>Performance Tier</u>	<u>City Rank (Gap to Leader)</u>	<u>Peer Rank (Gap to Leader)</u>
<h3>OVERALL</h3> <p>A school's overall score represents its combined performance on the Achievement, Progress, Climate, and College &amp; Career (for high schools only) domains.</p>	55%	<div style="display: flex; justify-content: space-around;"> <div style="border: 1px solid black; width: 20px; height: 20px; background-color: white;"></div> <div style="border: 1px solid black; width: 20px; height: 20px; background-color: white;"></div> <div style="border: 1px solid black; width: 20px; height: 20px; background-color: green;"></div> <div style="border: 1px solid black; width: 20px; height: 20px; background-color: white;"></div> </div> <p style="text-align: center; color: green;">REINFORCE</p>	15th of 71 (-27)	7th of 21 (-27)
<h3>Achievement</h3> <p>The Achievement domain measures performance on standardized assessments, including PSSA, Keystone Exams, ACCESS for ELLs, and reading assessments.</p>	52%	<div style="display: flex; justify-content: space-around;"> <div style="border: 1px solid black; width: 20px; height: 20px; background-color: white;"></div> <div style="border: 1px solid black; width: 20px; height: 20px; background-color: white;"></div> <div style="border: 1px solid black; width: 20px; height: 20px; background-color: green;"></div> <div style="border: 1px solid black; width: 20px; height: 20px; background-color: white;"></div> </div> <p style="text-align: center; color: green;">REINFORCE</p>	8th of 70 (-32)	4th of 21 (-14)
<h3>Progress</h3> <p>The Progress domain measures growth on standardized assessments and progress towards graduation (for high schools only).</p>	26%	<div style="display: flex; justify-content: space-around;"> <div style="border: 1px solid black; width: 20px; height: 20px; background-color: white;"></div> <div style="border: 1px solid black; width: 20px; height: 20px; background-color: orange;"></div> <div style="border: 1px solid black; width: 20px; height: 20px; background-color: white;"></div> <div style="border: 1px solid black; width: 20px; height: 20px; background-color: white;"></div> </div> <p style="text-align: center; color: orange;">WATCH</p>	40th of 71 (-58)	15th of 21 (-58)
<h3>Climate</h3> <p>The Climate domain measures school climate and student and parent/guardian engagement.</p>	93%	<div style="display: flex; justify-content: space-around;"> <div style="border: 1px solid black; width: 20px; height: 20px; background-color: white;"></div> <div style="border: 1px solid black; width: 20px; height: 20px; background-color: white;"></div> <div style="border: 1px solid black; width: 20px; height: 20px; background-color: white;"></div> <div style="border: 1px solid black; width: 20px; height: 20px; background-color: blue;"></div> </div> <p style="text-align: center; color: blue;">MODEL</p>	5th of 72 (-7)	3rd of 21 (-3)
<h3>College &amp; Career</h3> <p>The College &amp; Career domain measures college and career readiness and post-secondary outcomes.</p>	86%	<div style="display: flex; justify-content: space-around;"> <div style="border: 1px solid black; width: 20px; height: 20px; background-color: white;"></div> <div style="border: 1px solid black; width: 20px; height: 20px; background-color: white;"></div> <div style="border: 1px solid black; width: 20px; height: 20px; background-color: white;"></div> <div style="border: 1px solid black; width: 20px; height: 20px; background-color: blue;"></div> </div> <p style="text-align: center; color: blue;">MODEL</p>	13th of 70 (-12)	6th of 21 (-12)

# Architecture and Design Charter School

Governance	Charter	Report Type	High School
Address	105 S. 7th St. Philadelphia, PA 19106	Enrollment	592
Phone / Fax	215.351.2900 / 215.351.9458	Grade Range	9-12
Website	www.chadphila.org/	Admissions Category	Lottery
		Turnaround Model	N/A

## Welcome

The School Progress Report (SPR) provides parents, families, and community members with valuable information on the progress schools are making towards citywide goals. Each school receives a score and a corresponding performance tier at the overall and domain levels. Each school also receives two rankings: one within all schools of the same grade configuration (City Rank) and one within a peer group of schools with similar student demographics (Peer Rank). A school is designated a City Leader if it ranks first among all schools with the same grade configuration. A school is designated a Peer Leader if it ranks first in its peer group.

## Scoring Summary

TIER: ■ □ □ □ INTERVENE (0-24%) □ ■ □ □ WATCH (25-49%) □ □ ■ □ REINFORCE (50-74%) □ □ □ ■ MODEL (75-100%)

	Score	Performance Tier	City Rank (Gap to Leader)	Peer Rank (Gap to Leader)
<b>OVERALL</b> A school's overall score represents its combined performance on the Achievement, Progress, Climate, and College & Career (for high schools only) domains.	50%	□ □ ■ □ REINFORCE	18th of 71 (-32)	3rd of 18 (-8)
<b>Achievement</b> The Achievement domain measures performance on standardized assessments, including PSSA, Keystone Exams, ACCESS for ELLs, and reading assessments.	18%	■ □ □ □ INTERVENE	31st of 70 (-66)	9th of 18 (-16)
<b>Progress</b> The Progress domain measures growth on standardized assessments and progress towards graduation (for high schools only).	57%	□ □ ■ □ REINFORCE	15th of 71 (-27)	4th of 18 (-15)
<b>Climate</b> The Climate domain measures school climate and student and parent/guardian engagement.	80%	□ □ □ ■ MODEL	12th of 72 (-20)	2nd of 18 (-5)
<b>College &amp; Career</b> The College & Career domain measures college and career readiness and post-secondary outcomes.	59%	□ □ ■ □ REINFORCE	33rd of 70 (-39)	11th of 18 (-29)

## Arts Academy at Benjamin Rush

Governance	District	Report Type	High School
Address	11081 Knights Rd. Philadelphia, PA 19154	Enrollment	561
Phone / Fax	215.281.2603 / 215.281.2674	Grade Range	9-12
Website	http://rushartsonline.org	Admissions Category	Special Admission
		Turnaround Model	N/A

### Welcome

The School Progress Report (SPR) provides parents, families, and community members with valuable information on the progress schools are making towards citywide goals. Each school receives a score and a corresponding performance tier at the overall and domain levels. Each school also receives two rankings: one within all schools of the same grade configuration (City Rank) and one within a peer group of schools with similar student demographics (Peer Rank). A school is designated a City Leader if it ranks first among all schools with the same grade configuration. A school is designated a Peer Leader if it ranks first in its peer group.

### Scoring Summary

TIER: ■ □ □ □ INTERVENE (0-24%) □ ■ □ □ WATCH (25-49%) □ □ ■ □ REINFORCE (50-74%) □ □ □ ■ MODEL (75-100%)

	<u>Score</u>	<u>Performance Tier</u>	<u>City Rank (Gap to Leader)</u>	<u>Peer Rank (Gap to Leader)</u>
<b>OVERALL</b> A school's overall score represents its combined performance on the Achievement, Progress, Climate, and College & Career (for high schools only) domains.	71%	<div style="display: flex; justify-content: space-around;"> <div style="border: 1px solid black; width: 20px; height: 20px; background-color: white;"></div> <div style="border: 1px solid black; width: 20px; height: 20px; background-color: white;"></div> <div style="border: 1px solid black; width: 20px; height: 20px; background-color: green;"></div> <div style="border: 1px solid black; width: 20px; height: 20px; background-color: white;"></div> </div> <p style="text-align: center; color: green;">REINFORCE</p>	6th of 71 (-11)	5th of 5 (-9)
<b>Achievement</b> The Achievement domain measures performance on standardized assessments, including PSSA, Keystone Exams, ACCESS for ELLs, and reading assessments.	53%	<div style="display: flex; justify-content: space-around;"> <div style="border: 1px solid black; width: 20px; height: 20px; background-color: white;"></div> <div style="border: 1px solid black; width: 20px; height: 20px; background-color: white;"></div> <div style="border: 1px solid black; width: 20px; height: 20px; background-color: green;"></div> <div style="border: 1px solid black; width: 20px; height: 20px; background-color: white;"></div> </div> <p style="text-align: center; color: green;">REINFORCE</p>	7th of 70 (-31)	4th of 4 (-31)
<b>Progress</b> The Progress domain measures growth on standardized assessments and progress towards graduation (for high schools only).	69%	<div style="display: flex; justify-content: space-around;"> <div style="border: 1px solid black; width: 20px; height: 20px; background-color: white;"></div> <div style="border: 1px solid black; width: 20px; height: 20px; background-color: white;"></div> <div style="border: 1px solid black; width: 20px; height: 20px; background-color: green;"></div> <div style="border: 1px solid black; width: 20px; height: 20px; background-color: white;"></div> </div> <p style="text-align: center; color: green;">REINFORCE</p>	7th of 71 (-15)	2nd of 5 (-8)
<b>Climate</b> The Climate domain measures school climate and student and parent/guardian engagement.	91%	<div style="display: flex; justify-content: space-around;"> <div style="border: 1px solid black; width: 20px; height: 20px; background-color: white;"></div> <div style="border: 1px solid black; width: 20px; height: 20px; background-color: white;"></div> <div style="border: 1px solid black; width: 20px; height: 20px; background-color: white;"></div> <div style="border: 1px solid black; width: 20px; height: 20px; background-color: blue;"></div> </div> <p style="text-align: center; color: blue;">MODEL</p>	7th of 72 (-9)	4th of 5 (-9)
<b>College &amp; Career</b> The College & Career domain measures college and career readiness and post-secondary outcomes.	89%	<div style="display: flex; justify-content: space-around;"> <div style="border: 1px solid black; width: 20px; height: 20px; background-color: white;"></div> <div style="border: 1px solid black; width: 20px; height: 20px; background-color: white;"></div> <div style="border: 1px solid black; width: 20px; height: 20px; background-color: white;"></div> <div style="border: 1px solid black; width: 20px; height: 20px; background-color: blue;"></div> </div> <p style="text-align: center; color: blue;">MODEL</p>	9th of 70 (-9)	5th of 5 (-9)

## Aspira Charter School at Olney

Governance	Charter	Report Type	High School
Address	100 W. Duncannon Ave. Philadelphia, PA 19120	Enrollment	1,729
Phone / Fax	215.456.3014 / 215.456.3064	Grade Range	9-12
Website	www.aspirapa.org/schools/olney-charter/	Admissions Category	Neighborhood
		Turnaround Model	Renaissance Charter

### Welcome

The School Progress Report (SPR) provides parents, families, and community members with valuable information on the progress schools are making towards citywide goals. Each school receives a score and a corresponding performance tier at the overall and domain levels. Each school also receives two rankings: one within all schools of the same grade configuration (City Rank) and one within a peer group of schools with similar student demographics (Peer Rank). A school is designated a City Leader if it ranks first among all schools with the same grade configuration. A school is designated a Peer Leader if it ranks first in its peer group.

### Scoring Summary

TIER: ■ ■ ■ ■ INTERVENE (0-24%)    ■ ■ ■ WATCH (25-49%)    ■ ■ ■ REINFORCE (50-74%)    ■ ■ ■ MODEL (75-100%)

	<u>Score</u>	<u>Performance Tier</u>	<u>City Rank (Gap to Leader)</u>	<u>Peer Rank (Gap to Leader)</u>
<b>OVERALL</b> A school's overall score represents its combined performance on the Achievement, Progress, Climate, and College & Career (for high schools only) domains.	25%	<span style="color: orange;">■</span> <span style="color: orange;">■</span> <span style="color: orange;">■</span> <span style="color: orange;">■</span> WATCH	45th of 71 (-57)	8th of 27 (-40)
<b>Achievement</b> The Achievement domain measures performance on standardized assessments, including PSSA, Keystone Exams, ACCESS for ELLs, and reading assessments.	8%	<span style="color: purple;">■</span> <span style="color: purple;">■</span> <span style="color: purple;">■</span> <span style="color: purple;">■</span> INTERVENE	41st of 70 (-76)	7th of 27 (-30)
<b>Progress</b> The Progress domain measures growth on standardized assessments and progress towards graduation (for high schools only).	41%	<span style="color: orange;">■</span> <span style="color: orange;">■</span> <span style="color: orange;">■</span> <span style="color: orange;">■</span> WATCH	26th of 71 (-43)	5th of 27 (-31)
<b>Climate</b> The Climate domain measures school climate and student and parent/guardian engagement.	27%	<span style="color: orange;">■</span> <span style="color: orange;">■</span> <span style="color: orange;">■</span> <span style="color: orange;">■</span> WATCH	54th of 72 (-73)	14th of 28 (-51)
<b>College &amp; Career</b> The College & Career domain measures college and career readiness and post-secondary outcomes.	5%	<span style="color: purple;">■</span> <span style="color: purple;">■</span> <span style="color: purple;">■</span> <span style="color: purple;">■</span> INTERVENE	66th of 70 (-93)	22nd of 26 (-80)

## Benjamin Franklin High School

Governance District  
 Address 550 N. Broad St.  
 Philadelphia, PA 19130  
 Phone / Fax 215.299.4662 / 215.299.7285  
 Website www.philasd.org/schools/benfranklin

Report Type High School  
 Enrollment 843  
 Grade Range 9-12  
 Admissions Category Neighborhood  
 Turnaround Model N/A

### Welcome

The School Progress Report (SPR) provides parents, families, and community members with valuable information on the progress schools are making towards citywide goals. Each school receives a score and a corresponding performance tier at the overall and domain levels. Each school also receives two rankings: one within all schools of the same grade configuration (City Rank) and one within a peer group of schools with similar student demographics (Peer Rank). A school is designated a City Leader if it ranks first among all schools with the same grade configuration. A school is designated a Peer Leader if it ranks first in its peer group.

### Scoring Summary

TIER: ■ ■ ■ ■ INTERVENE (0-24%)    ■ ■ ■ WATCH (25-49%)    ■ ■ ■ REINFORCE (50-74%)    ■ ■ ■ MODEL (75-100%)

	Score	Performance Tier	City Rank (Gap to Leader)	Peer Rank (Gap to Leader)
<b>OVERALL</b> A school's overall score represents its combined performance on the Achievement, Progress, Climate, and College & Career (for high schools only) domains.	10%	<span style="color: purple;">■</span> <span style="color: orange;">■</span> <span style="color: green;">■</span> <span style="color: blue;">■</span> INTERVENE	64th of 71 (-72)	21st of 27 (-55)
<b>Achievement</b> The Achievement domain measures performance on standardized assessments, including PSSA, Keystone Exams, ACCESS for ELLs, and reading assessments.	2%	<span style="color: purple;">■</span> <span style="color: orange;">■</span> <span style="color: green;">■</span> <span style="color: blue;">■</span> INTERVENE	66th of 70 (-82)	23rd of 27 (-36)
<b>Progress</b> The Progress domain measures growth on standardized assessments and progress towards graduation (for high schools only).	12%	<span style="color: purple;">■</span> <span style="color: orange;">■</span> <span style="color: green;">■</span> <span style="color: blue;">■</span> INTERVENE	62nd of 71 (-72)	22nd of 27 (-60)
<b>Climate</b> The Climate domain measures school climate and student and parent/guardian engagement.	15%	<span style="color: purple;">■</span> <span style="color: orange;">■</span> <span style="color: green;">■</span> <span style="color: blue;">■</span> INTERVENE	61st of 72 (-85)	19th of 28 (-63)
<b>College &amp; Career</b> The College & Career domain measures college and career readiness and post-secondary outcomes.	16%	<span style="color: purple;">■</span> <span style="color: orange;">■</span> <span style="color: green;">■</span> <span style="color: blue;">■</span> INTERVENE	60th of 70 (-82)	16th of 26 (-69)

## Boys' Latin of Philadelphia Charter School

Governance	Charter	Report Type	High School
Address	5501 Cedar Ave. Philadelphia, PA 19143	Enrollment	495
Phone / Fax	215.387.5149 / 215.387.5159	Grade Range	9-12
Website	www.boyslatin.org/pages/blmain	Admissions Category	Lottery
		Turnaround Model	N/A

### Welcome

The School Progress Report (SPR) provides parents, families, and community members with valuable information on the progress schools are making towards citywide goals. Each school receives a score and a corresponding performance tier at the overall and domain levels. Each school also receives two rankings: one within all schools of the same grade configuration (City Rank) and one within a peer group of schools with similar student demographics (Peer Rank). A school is designated a City Leader if it ranks first among all schools with the same grade configuration. A school is designated a Peer Leader if it ranks first in its peer group.

### Scoring Summary

TIER: ■ □ □ □ INTERVENE (0-24%) □ ■ □ □ WATCH (25-49%) □ □ ■ □ REINFORCE (50-74%) □ □ □ ■ MODEL (75-100%)

	<u>Score</u>	<u>Performance Tier</u>	<u>City Rank (Gap to Leader)</u>	<u>Peer Rank (Gap to Leader)</u>
<h3>OVERALL</h3> <p>A school's overall score represents its combined performance on the Achievement, Progress, Climate, and College &amp; Career (for high schools only) domains.</p>	38%	<div style="display: flex; justify-content: space-around;"> <div style="border: 1px solid black; width: 20px; height: 20px; background-color: white;"></div> <div style="border: 1px solid black; width: 20px; height: 20px; background-color: orange;"></div> <div style="border: 1px solid black; width: 20px; height: 20px; background-color: white;"></div> <div style="border: 1px solid black; width: 20px; height: 20px; background-color: white;"></div> </div> <p style="text-align: center; color: orange;">WATCH</p>	35th of 71 (-44)	11th of 18 (-20)
<h3>Achievement</h3> <p>The Achievement domain measures performance on standardized assessments, including PSSA, Keystone Exams, ACCESS for ELLs, and reading assessments.</p>	8%	<div style="display: flex; justify-content: space-around;"> <div style="border: 1px solid black; width: 20px; height: 20px; background-color: purple;"></div> <div style="border: 1px solid black; width: 20px; height: 20px; background-color: white;"></div> <div style="border: 1px solid black; width: 20px; height: 20px; background-color: white;"></div> <div style="border: 1px solid black; width: 20px; height: 20px; background-color: white;"></div> </div> <p style="text-align: center; color: purple;">INTERVENE</p>	41st of 70 (-76)	14th of 18 (-26)
<h3>Progress</h3> <p>The Progress domain measures growth on standardized assessments and progress towards graduation (for high schools only).</p>	13%	<div style="display: flex; justify-content: space-around;"> <div style="border: 1px solid black; width: 20px; height: 20px; background-color: purple;"></div> <div style="border: 1px solid black; width: 20px; height: 20px; background-color: white;"></div> <div style="border: 1px solid black; width: 20px; height: 20px; background-color: white;"></div> <div style="border: 1px solid black; width: 20px; height: 20px; background-color: white;"></div> </div> <p style="text-align: center; color: purple;">INTERVENE</p>	59th of 71 (-71)	16th of 18 (-59)
<h3>Climate</h3> <p>The Climate domain measures school climate and student and parent/guardian engagement.</p>	85%	<div style="display: flex; justify-content: space-around;"> <div style="border: 1px solid black; width: 20px; height: 20px; background-color: white;"></div> <div style="border: 1px solid black; width: 20px; height: 20px; background-color: white;"></div> <div style="border: 1px solid black; width: 20px; height: 20px; background-color: white;"></div> <div style="border: 1px solid black; width: 20px; height: 20px; background-color: blue;"></div> </div> <p style="text-align: center; color: blue;">MODEL</p>	10th of 72 (-15)	Peer Leader
<h3>College &amp; Career</h3> <p>The College &amp; Career domain measures college and career readiness and post-secondary outcomes.</p>	71%	<div style="display: flex; justify-content: space-around;"> <div style="border: 1px solid black; width: 20px; height: 20px; background-color: white;"></div> <div style="border: 1px solid black; width: 20px; height: 20px; background-color: white;"></div> <div style="border: 1px solid black; width: 20px; height: 20px; background-color: green;"></div> <div style="border: 1px solid black; width: 20px; height: 20px; background-color: white;"></div> </div> <p style="text-align: center; color: green;">REINFORCE</p>	26th of 70 (-27)	9th of 18 (-17)



## Central High School

Governance	District	Report Type	High School
Address	1700 W. Olney Ave. Philadelphia, PA 19141	Enrollment	2,311
Phone / Fax	215.276.5262 / 215.276.4721	Grade Range	9-12
Website	www.centralhigh.net	Admissions Category	Special Admission
		Turnaround Model	N/A

## Welcome

The School Progress Report (SPR) provides parents, families, and community members with valuable information on the progress schools are making towards citywide goals. Each school receives a score and a corresponding performance tier at the overall and domain levels. Each school also receives two rankings: one within all schools of the same grade configuration (City Rank) and one within a peer group of schools with similar student demographics (Peer Rank). A school is designated a City Leader if it ranks first among all schools with the same grade configuration. A school is designated a Peer Leader if it ranks first in its peer group.

## Scoring Summary

TIER: ■ ■ ■ ■ INTERVENE (0-24%)    ■ ■ ■ WATCH (25-49%)    ■ ■ REINFORCE (50-74%)    ■ MODEL (75-100%)

	<u>Score</u>	<u>Performance Tier</u>	<u>City Rank (Gap to Leader)</u>	<u>Peer Rank (Gap to Leader)</u>
<b>OVERALL</b> A school's overall score represents its combined performance on the Achievement, Progress, Climate, and College & Career (for high schools only) domains.	78%	<span style="color: blue;">■</span> <span style="color: blue;">■</span> <span style="color: blue;">■</span> <span style="color: blue;">■</span> MODEL	3rd of 71 (-4)	2nd of 5 (-2)
<b>Achievement</b> The Achievement domain measures performance on standardized assessments, including PSSA, Keystone Exams, ACCESS for ELLs, and reading assessments.	84%	<span style="color: blue;">■</span> <span style="color: blue;">■</span> <span style="color: blue;">■</span> <span style="color: blue;">■</span> MODEL	City Leader	Peer Leader
<b>Progress</b> The Progress domain measures growth on standardized assessments and progress towards graduation (for high schools only).	58%	<span style="color: green;">■</span> <span style="color: green;">■</span> <span style="color: green;">■</span> <span style="color: green;">■</span> REINFORCE	14th of 71 (-26)	4th of 5 (-19)
<b>Climate</b> The Climate domain measures school climate and student and parent/guardian engagement.	97%	<span style="color: blue;">■</span> <span style="color: blue;">■</span> <span style="color: blue;">■</span> <span style="color: blue;">■</span> MODEL	2nd of 72 (-3)	2nd of 5 (-3)
<b>College &amp; Career</b> The College & Career domain measures college and career readiness and post-secondary outcomes.	98%	<span style="color: blue;">■</span> <span style="color: blue;">■</span> <span style="color: blue;">■</span> <span style="color: blue;">■</span> MODEL	City Leader	Peer Leader

## Constitution High School

Governance	District	Report Type	High School
Address	18 S. 7th St. Philadelphia, PA 19106	Enrollment	369
Phone / Fax	215.351.7310 / 215.351.7694	Grade Range	9-12
Website	www.philasd.org/schools/constitution	Admissions Category	Citywide
		Turnaround Model	N/A

## Welcome

The School Progress Report (SPR) provides parents, families, and community members with valuable information on the progress schools are making towards citywide goals. Each school receives a score and a corresponding performance tier at the overall and domain levels. Each school also receives two rankings: one within all schools of the same grade configuration (City Rank) and one within a peer group of schools with similar student demographics (Peer Rank). A school is designated a City Leader if it ranks first among all schools with the same grade configuration. A school is designated a Peer Leader if it ranks first in its peer group.

## Scoring Summary

TIER: ■ ■ ■ ■ INTERVENE (0-24%)    ■ ■ ■ WATCH (25-49%)    ■ ■ ■ REINFORCE (50-74%)    ■ ■ ■ MODEL (75-100%)

	<u>Score</u>	<u>Performance Tier</u>	<u>City Rank (Gap to Leader)</u>	<u>Peer Rank (Gap to Leader)</u>
<b>OVERALL</b> A school's overall score represents its combined performance on the Achievement, Progress, Climate, and College & Career (for high schools only) domains.	39%	<div style="display: flex; justify-content: space-around;"> <span style="border: 1px solid black; width: 15px; height: 15px; background-color: white;"></span> <span style="border: 1px solid black; width: 15px; height: 15px; background-color: orange;"></span> <span style="border: 1px solid black; width: 15px; height: 15px; background-color: white;"></span> <span style="border: 1px solid black; width: 15px; height: 15px; background-color: white;"></span> </div> <p style="text-align: center; color: orange;">WATCH</p>	32nd of 71 (-43)	14th of 21 (-43)
<b>Achievement</b> The Achievement domain measures performance on standardized assessments, including PSSA, Keystone Exams, ACCESS for ELLs, and reading assessments.	25%	<div style="display: flex; justify-content: space-around;"> <span style="border: 1px solid black; width: 15px; height: 15px; background-color: white;"></span> <span style="border: 1px solid black; width: 15px; height: 15px; background-color: orange;"></span> <span style="border: 1px solid black; width: 15px; height: 15px; background-color: white;"></span> <span style="border: 1px solid black; width: 15px; height: 15px; background-color: white;"></span> </div> <p style="text-align: center; color: orange;">WATCH</p>	24th of 70 (-59)	12th of 21 (-41)
<b>Progress</b> The Progress domain measures growth on standardized assessments and progress towards graduation (for high schools only).	20%	<div style="display: flex; justify-content: space-around;"> <span style="border: 1px solid black; width: 15px; height: 15px; background-color: purple;"></span> <span style="border: 1px solid black; width: 15px; height: 15px; background-color: white;"></span> <span style="border: 1px solid black; width: 15px; height: 15px; background-color: white;"></span> <span style="border: 1px solid black; width: 15px; height: 15px; background-color: white;"></span> </div> <p style="text-align: center; color: purple;">INTERVENE</p>	50th of 71 (-64)	19th of 21 (-64)
<b>Climate</b> The Climate domain measures school climate and student and parent/guardian engagement.	66%	<div style="display: flex; justify-content: space-around;"> <span style="border: 1px solid black; width: 15px; height: 15px; background-color: white;"></span> <span style="border: 1px solid black; width: 15px; height: 15px; background-color: white;"></span> <span style="border: 1px solid black; width: 15px; height: 15px; background-color: green;"></span> <span style="border: 1px solid black; width: 15px; height: 15px; background-color: white;"></span> </div> <p style="text-align: center; color: green;">REINFORCE</p>	25th of 72 (-34)	11th of 21 (-30)
<b>College &amp; Career</b> The College & Career domain measures college and career readiness and post-secondary outcomes.	89%	<div style="display: flex; justify-content: space-around;"> <span style="border: 1px solid black; width: 15px; height: 15px; background-color: white;"></span> <span style="border: 1px solid black; width: 15px; height: 15px; background-color: white;"></span> <span style="border: 1px solid black; width: 15px; height: 15px; background-color: white;"></span> <span style="border: 1px solid black; width: 15px; height: 15px; background-color: blue;"></span> </div> <p style="text-align: center; color: blue;">MODEL</p>	9th of 70 (-9)	5th of 21 (-9)

## Delaware Valley Charter High School

Governance	Charter	Report Type	High School
Address	5201 Old York Rd., Ste. A Philadelphia, PA 19141	Enrollment	695
Phone / Fax	215.455.2550 / 215.455.5701	Grade Range	9-12
Website	www.dvchs.net/	Admissions Category	Lottery
		Turnaround Model	N/A

### Welcome

The School Progress Report (SPR) provides parents, families, and community members with valuable information on the progress schools are making towards citywide goals. Each school receives a score and a corresponding performance tier at the overall and domain levels. Each school also receives two rankings: one within all schools of the same grade configuration (City Rank) and one within a peer group of schools with similar student demographics (Peer Rank). A school is designated a City Leader if it ranks first among all schools with the same grade configuration. A school is designated a Peer Leader if it ranks first in its peer group.

### Scoring Summary

TIER: ■ □ □ □ INTERVENE (0-24%)    □ ■ □ □ WATCH (25-49%)    □ □ ■ □ REINFORCE (50-74%)    □ □ □ ■ MODEL (75-100%)

	<u>Score</u>	<u>Performance Tier</u>	<u>City Rank (Gap to Leader)</u>	<u>Peer Rank (Gap to Leader)</u>
<b>OVERALL</b> A school's overall score represents its combined performance on the Achievement, Progress, Climate, and College & Career (for high schools only) domains.	18%	<span style="color: purple;">■ □ □ □</span> INTERVENE	54th of 71 (-64)	13th of 27 (-47)
<b>Achievement</b> The Achievement domain measures performance on standardized assessments, including PSSA, Keystone Exams, ACCESS for ELLs, and reading assessments.	3%	<span style="color: purple;">■ □ □ □</span> INTERVENE	61st of 70 (-81)	18th of 27 (-35)
<b>Progress</b> The Progress domain measures growth on standardized assessments and progress towards graduation (for high schools only).	14%	<span style="color: purple;">■ □ □ □</span> INTERVENE	58th of 71 (-70)	19th of 27 (-58)
<b>Climate</b> The Climate domain measures school climate and student and parent/guardian engagement.	31%	□ <span style="color: orange;">■</span> □ □ WATCH	52nd of 72 (-69)	13th of 28 (-47)
<b>College &amp; Career</b> The College & Career domain measures college and career readiness and post-secondary outcomes.	52%	□ □ <span style="color: green;">■</span> □ REINFORCE	40th of 70 (-46)	7th of 26 (-33)

## Eastern University Academy Charter School

Governance	Charter	Report Type	High School
Address	3300 Henry Ave. Philadelphia, PA 19129	Enrollment	260
Phone / Fax	215.769.3131 / 215.769.3112	Grade Range	9-12
Website	www.euacademycs.org/	Admissions Category	Lottery
		Turnaround Model	N/A

### Welcome

The School Progress Report (SPR) provides parents, families, and community members with valuable information on the progress schools are making towards citywide goals. Each school receives a score and a corresponding performance tier at the overall and domain levels. Each school also receives two rankings: one within all schools of the same grade configuration (City Rank) and one within a peer group of schools with similar student demographics (Peer Rank). A school is designated a City Leader if it ranks first among all schools with the same grade configuration. A school is designated a Peer Leader if it ranks first in its peer group.

### Scoring Summary

TIER: ■ □ □ □ INTERVENE (0-24%) □ ■ □ □ WATCH (25-49%) □ □ ■ □ REINFORCE (50-74%) □ □ □ ■ MODEL (75-100%)

	<u>Score</u>	<u>Performance Tier</u>	<u>City Rank (Gap to Leader)</u>	<u>Peer Rank (Gap to Leader)</u>
<h3>OVERALL</h3> <p>A school's overall score represents its combined performance on the Achievement, Progress, Climate, and College &amp; Career (for high schools only) domains.</p>	22%	<span style="color: purple;">■ □ □ □</span> <b>INTERVENE</b>	47th of 71 (-60)	16th of 18 (-36)
<h3>Achievement</h3> <p>The Achievement domain measures performance on standardized assessments, including PSSA, Keystone Exams, ACCESS for ELLs, and reading assessments.</p>	8%	<span style="color: purple;">■ □ □ □</span> <b>INTERVENE</b>	41st of 70 (-76)	14th of 18 (-26)
<h3>Progress</h3> <p>The Progress domain measures growth on standardized assessments and progress towards graduation (for high schools only).</p>	9%	<span style="color: purple;">■ □ □ □</span> <b>INTERVENE</b>	63rd of 71 (-75)	17th of 18 (-63)
<h3>Climate</h3> <p>The Climate domain measures school climate and student and parent/guardian engagement.</p>	43%	<span style="color: orange;">□ ■ □ □</span> <b>WATCH</b>	43rd of 72 (-57)	16th of 18 (-42)
<h3>College &amp; Career</h3> <p>The College &amp; Career domain measures college and career readiness and post-secondary outcomes.</p>	68%	<span style="color: green;">□ □ ■ □</span> <b>REINFORCE</b>	28th of 70 (-30)	10th of 18 (-20)

## Frankford High School

Governance District  
 Address 5000 Oxford Ave.  
 Philadelphia, PA 19124  
 Phone / Fax 215.537.2519 / 215.537.2598  
 Website www.philasd.org/schools/frankford

Report Type High School  
 Enrollment 1,347  
 Grade Range 9-12  
 Admissions Category Neighborhood  
 Turnaround Model N/A

### Welcome

The School Progress Report (SPR) provides parents, families, and community members with valuable information on the progress schools are making towards citywide goals. Each school receives a score and a corresponding performance tier at the overall and domain levels. Each school also receives two rankings: one within all schools of the same grade configuration (City Rank) and one within a peer group of schools with similar student demographics (Peer Rank). A school is designated a City Leader if it ranks first among all schools with the same grade configuration. A school is designated a Peer Leader if it ranks first in its peer group.

### Scoring Summary

TIER: ■ □ □ □ INTERVENE (0-24%)    □ ■ □ □ WATCH (25-49%)    □ □ ■ □ REINFORCE (50-74%)    □ □ □ ■ MODEL (75-100%)

	Score	Performance Tier	City Rank (Gap to Leader)	Peer Rank (Gap to Leader)
<b>OVERALL</b> A school's overall score represents its combined performance on the Achievement, Progress, Climate, and College & Career (for high schools only) domains.	12%	<span style="color: purple;">■ □ □ □</span> INTERVENE	62nd of 71 (-70)	19th of 27 (-53)
<b>Achievement</b> The Achievement domain measures performance on standardized assessments, including PSSA, Keystone Exams, ACCESS for ELLs, and reading assessments.	4%	<span style="color: purple;">■ □ □ □</span> INTERVENE	56th of 70 (-80)	14th of 27 (-34)
<b>Progress</b> The Progress domain measures growth on standardized assessments and progress towards graduation (for high schools only).	18%	<span style="color: purple;">■ □ □ □</span> INTERVENE	54th of 71 (-66)	16th of 27 (-54)
<b>Climate</b> The Climate domain measures school climate and student and parent/guardian engagement.	18%	<span style="color: purple;">■ □ □ □</span> INTERVENE	59th of 72 (-82)	17th of 28 (-60)
<b>College &amp; Career</b> The College & Career domain measures college and career readiness and post-secondary outcomes.	2%	<span style="color: purple;">■ □ □ □</span> INTERVENE	67th of 70 (-96)	23rd of 26 (-83)

## Franklin Learning Center

Governance	District	Report Type	High School
Address	616 N. 15th St. Philadelphia, PA 19130	Enrollment	818
Phone / Fax	215.684.5916 / 215.684.8969	Grade Range	9-12
Website	www.flc.phila.k12.pa.us	Admissions Category	Special Admission
		Turnaround Model	N/A

## Welcome

The School Progress Report (SPR) provides parents, families, and community members with valuable information on the progress schools are making towards citywide goals. Each school receives a score and a corresponding performance tier at the overall and domain levels. Each school also receives two rankings: one within all schools of the same grade configuration (City Rank) and one within a peer group of schools with similar student demographics (Peer Rank). A school is designated a City Leader if it ranks first among all schools with the same grade configuration. A school is designated a Peer Leader if it ranks first in its peer group.

## Scoring Summary

TIER: ■ □ □ □ INTERVENE (0-24%) □ ■ □ □ WATCH (25-49%) □ □ ■ □ REINFORCE (50-74%) □ □ □ ■ MODEL (75-100%)

	<u>Score</u>	<u>Performance Tier</u>	<u>City Rank (Gap to Leader)</u>	<u>Peer Rank (Gap to Leader)</u>
<b>OVERALL</b> A school's overall score represents its combined performance on the Achievement, Progress, Climate, and College & Career (for high schools only) domains.	43%	<div style="display: flex; justify-content: space-around;"> <span>□</span> <span style="color: orange;">■</span> <span>□</span> <span>□</span> </div> <b>WATCH</b>	25th of 71 (-39)	9th of 21 (-39)
<b>Achievement</b> The Achievement domain measures performance on standardized assessments, including PSSA, Keystone Exams, ACCESS for ELLs, and reading assessments.	38%	<div style="display: flex; justify-content: space-around;"> <span>□</span> <span style="color: orange;">■</span> <span>□</span> <span>□</span> </div> <b>WATCH</b>	12th of 70 (-46)	8th of 21 (-28)
<b>Progress</b> The Progress domain measures growth on standardized assessments and progress towards graduation (for high schools only).	23%	<div style="display: flex; justify-content: space-around;"> <span style="color: purple;">■</span> <span>□</span> <span>□</span> <span>□</span> </div> <b>INTERVENE</b>	46th of 71 (-61)	17th of 21 (-61)
<b>Climate</b> The Climate domain measures school climate and student and parent/guardian engagement.	57%	<div style="display: flex; justify-content: space-around;"> <span>□</span> <span>□</span> <span style="color: green;">■</span> <span>□</span> </div> <b>REINFORCE</b>	31st of 72 (-43)	13th of 21 (-39)
<b>College &amp; Career</b> The College & Career domain measures college and career readiness and post-secondary outcomes.	75%	<div style="display: flex; justify-content: space-around;"> <span>□</span> <span>□</span> <span>□</span> <span style="color: blue;">■</span> </div> <b>MODEL</b>	23rd of 70 (-23)	10th of 21 (-23)

## Freire Charter School

Governance	Charter	Report Type	High School
Address	2027 Chestnut St. Philadelphia, PA 19103	Enrollment	477
Phone / Fax	215.557.8555 / 215.557.9051	Grade Range	9-12
Website	www.freirecharterschool.org/	Admissions Category	Lottery
		Turnaround Model	N/A

## Welcome

The School Progress Report (SPR) provides parents, families, and community members with valuable information on the progress schools are making towards citywide goals. Each school receives a score and a corresponding performance tier at the overall and domain levels. Each school also receives two rankings: one within all schools of the same grade configuration (City Rank) and one within a peer group of schools with similar student demographics (Peer Rank). A school is designated a City Leader if it ranks first among all schools with the same grade configuration. A school is designated a Peer Leader if it ranks first in its peer group.

## Scoring Summary

TIER: ■ ■ ■ ■ INTERVENE (0-24%)    ■ ■ ■ WATCH (25-49%)    ■ ■ ■ REINFORCE (50-74%)    ■ ■ ■ MODEL (75-100%)

	<u>Score</u>	<u>Performance Tier</u>	<u>City Rank (Gap to Leader)</u>	<u>Peer Rank (Gap to Leader)</u>
<b>OVERALL</b> A school's overall score represents its combined performance on the Achievement, Progress, Climate, and College & Career (for high schools only) domains.	49%	<div style="display: flex; justify-content: space-around;"> <div style="border: 1px solid black; width: 20px; height: 20px; background-color: white;"></div> <div style="border: 1px solid black; width: 20px; height: 20px; background-color: orange;"></div> <div style="border: 1px solid black; width: 20px; height: 20px; background-color: white;"></div> <div style="border: 1px solid black; width: 20px; height: 20px; background-color: white;"></div> </div> <p style="text-align: center; color: orange;">WATCH</p>	19th of 71 (-33)	4th of 18 (-9)
<b>Achievement</b> The Achievement domain measures performance on standardized assessments, including PSSA, Keystone Exams, ACCESS for ELLs, and reading assessments.	31%	<div style="display: flex; justify-content: space-around;"> <div style="border: 1px solid black; width: 20px; height: 20px; background-color: white;"></div> <div style="border: 1px solid black; width: 20px; height: 20px; background-color: orange;"></div> <div style="border: 1px solid black; width: 20px; height: 20px; background-color: white;"></div> <div style="border: 1px solid black; width: 20px; height: 20px; background-color: white;"></div> </div> <p style="text-align: center; color: orange;">WATCH</p>	17th of 70 (-53)	2nd of 18 (-3)
<b>Progress</b> The Progress domain measures growth on standardized assessments and progress towards graduation (for high schools only).	61%	<div style="display: flex; justify-content: space-around;"> <div style="border: 1px solid black; width: 20px; height: 20px; background-color: white;"></div> <div style="border: 1px solid black; width: 20px; height: 20px; background-color: white;"></div> <div style="border: 1px solid black; width: 20px; height: 20px; background-color: green;"></div> <div style="border: 1px solid black; width: 20px; height: 20px; background-color: white;"></div> </div> <p style="text-align: center; color: green;">REINFORCE</p>	12th of 71 (-23)	3rd of 18 (-11)
<b>Climate</b> The Climate domain measures school climate and student and parent/guardian engagement.	48%	<div style="display: flex; justify-content: space-around;"> <div style="border: 1px solid black; width: 20px; height: 20px; background-color: white;"></div> <div style="border: 1px solid black; width: 20px; height: 20px; background-color: orange;"></div> <div style="border: 1px solid black; width: 20px; height: 20px; background-color: white;"></div> <div style="border: 1px solid black; width: 20px; height: 20px; background-color: white;"></div> </div> <p style="text-align: center; color: orange;">WATCH</p>	35th of 72 (-52)	12th of 18 (-37)
<b>College &amp; Career</b> The College & Career domain measures college and career readiness and post-secondary outcomes.	55%	<div style="display: flex; justify-content: space-around;"> <div style="border: 1px solid black; width: 20px; height: 20px; background-color: white;"></div> <div style="border: 1px solid black; width: 20px; height: 20px; background-color: white;"></div> <div style="border: 1px solid black; width: 20px; height: 20px; background-color: green;"></div> <div style="border: 1px solid black; width: 20px; height: 20px; background-color: white;"></div> </div> <p style="text-align: center; color: green;">REINFORCE</p>	38th of 70 (-43)	14th of 18 (-33)

## Furness High School

Governance	District	Report Type	High School
Address	1900 S. 3rd St. Philadelphia, PA 19148	Enrollment	698
Phone / Fax	215.952.6226 / 215.952.8635	Grade Range	9-12
Website	www.philasd.org/schools/furness	Admissions Category	Neighborhood
		Turnaround Model	N/A

## Welcome

The School Progress Report (SPR) provides parents, families, and community members with valuable information on the progress schools are making towards citywide goals. Each school receives a score and a corresponding performance tier at the overall and domain levels. Each school also receives two rankings: one within all schools of the same grade configuration (City Rank) and one within a peer group of schools with similar student demographics (Peer Rank). A school is designated a City Leader if it ranks first among all schools with the same grade configuration. A school is designated a Peer Leader if it ranks first in its peer group.

## Scoring Summary

TIER: ■ ■ ■ ■ INTERVENE (0-24%)    ■ ■ ■ WATCH (25-49%)    ■ ■ ■ REINFORCE (50-74%)    ■ ■ ■ MODEL (75-100%)

	<u>Score</u>	<u>Performance Tier</u>	<u>City Rank (Gap to Leader)</u>	<u>Peer Rank (Gap to Leader)</u>
<b>OVERALL</b> A school's overall score represents its combined performance on the Achievement, Progress, Climate, and College & Career (for high schools only) domains.	28%	<div style="display: flex; justify-content: space-around;"> <span style="border: 1px solid black; width: 15px; height: 15px; background-color: white;"></span> <span style="border: 1px solid black; width: 15px; height: 15px; background-color: orange;"></span> <span style="border: 1px solid black; width: 15px; height: 15px; background-color: white;"></span> <span style="border: 1px solid black; width: 15px; height: 15px; background-color: white;"></span> </div> <p style="text-align: center; color: orange;">WATCH</p>	41st of 71 (-54)	16th of 21 (-54)
<b>Achievement</b> The Achievement domain measures performance on standardized assessments, including PSSA, Keystone Exams, ACCESS for ELLs, and reading assessments.	5%	<div style="display: flex; justify-content: space-around;"> <span style="border: 1px solid black; width: 15px; height: 15px; background-color: purple;"></span> <span style="border: 1px solid black; width: 15px; height: 15px; background-color: white;"></span> <span style="border: 1px solid black; width: 15px; height: 15px; background-color: white;"></span> <span style="border: 1px solid black; width: 15px; height: 15px; background-color: white;"></span> </div> <p style="text-align: center; color: purple;">INTERVENE</p>	53rd of 70 (-79)	20th of 21 (-61)
<b>Progress</b> The Progress domain measures growth on standardized assessments and progress towards graduation (for high schools only).	30%	<div style="display: flex; justify-content: space-around;"> <span style="border: 1px solid black; width: 15px; height: 15px; background-color: white;"></span> <span style="border: 1px solid black; width: 15px; height: 15px; background-color: orange;"></span> <span style="border: 1px solid black; width: 15px; height: 15px; background-color: white;"></span> <span style="border: 1px solid black; width: 15px; height: 15px; background-color: white;"></span> </div> <p style="text-align: center; color: orange;">WATCH</p>	35th of 71 (-54)	12th of 21 (-54)
<b>Climate</b> The Climate domain measures school climate and student and parent/guardian engagement.	46%	<div style="display: flex; justify-content: space-around;"> <span style="border: 1px solid black; width: 15px; height: 15px; background-color: white;"></span> <span style="border: 1px solid black; width: 15px; height: 15px; background-color: orange;"></span> <span style="border: 1px solid black; width: 15px; height: 15px; background-color: white;"></span> <span style="border: 1px solid black; width: 15px; height: 15px; background-color: white;"></span> </div> <p style="text-align: center; color: orange;">WATCH</p>	40th of 72 (-54)	14th of 21 (-50)
<b>College &amp; Career</b> The College & Career domain measures college and career readiness and post-secondary outcomes.	51%	<div style="display: flex; justify-content: space-around;"> <span style="border: 1px solid black; width: 15px; height: 15px; background-color: white;"></span> <span style="border: 1px solid black; width: 15px; height: 15px; background-color: white;"></span> <span style="border: 1px solid black; width: 15px; height: 15px; background-color: green;"></span> <span style="border: 1px solid black; width: 15px; height: 15px; background-color: white;"></span> </div> <p style="text-align: center; color: green;">REINFORCE</p>	42nd of 70 (-47)	16th of 21 (-47)



## George Washington High School

Governance	District	Report Type	High School
Address	10175 Bustleton Ave. Philadelphia, PA 19116	Enrollment	1,680
Phone / Fax	215.961.2001 / 215.961.2545	Grade Range	9-12
Website	www.philasd.org/schools/gwhs	Admissions Category	Neighborhood
		Turnaround Model	N/A

### Welcome

The School Progress Report (SPR) provides parents, families, and community members with valuable information on the progress schools are making towards citywide goals. Each school receives a score and a corresponding performance tier at the overall and domain levels. Each school also receives two rankings: one within all schools of the same grade configuration (City Rank) and one within a peer group of schools with similar student demographics (Peer Rank). A school is designated a City Leader if it ranks first among all schools with the same grade configuration. A school is designated a Peer Leader if it ranks first in its peer group.

### Scoring Summary

TIER: ■ □ □ □ INTERVENE (0-24%) □ ■ □ □ WATCH (25-49%) □ □ ■ □ REINFORCE (50-74%) □ □ □ ■ MODEL (75-100%)

	<u>Score</u>	<u>Performance Tier</u>	<u>City Rank (Gap to Leader)</u>	<u>Peer Rank (Gap to Leader)</u>
<b>OVERALL</b> A school's overall score represents its combined performance on the Achievement, Progress, Climate, and College & Career (for high schools only) domains.	28%	<div style="display: flex; justify-content: space-around;"> <div style="border: 1px solid black; width: 20px; height: 20px; background-color: white;"></div> <div style="border: 1px solid black; width: 20px; height: 20px; background-color: orange;"></div> <div style="border: 1px solid black; width: 20px; height: 20px; background-color: white;"></div> <div style="border: 1px solid black; width: 20px; height: 20px; background-color: white;"></div> </div> <p style="text-align: center; color: orange;">WATCH</p>	41st of 71 (-54)	16th of 21 (-54)
<b>Achievement</b> The Achievement domain measures performance on standardized assessments, including PSSA, Keystone Exams, ACCESS for ELLs, and reading assessments.	22%	<div style="display: flex; justify-content: space-around;"> <div style="border: 1px solid black; width: 20px; height: 20px; background-color: purple;"></div> <div style="border: 1px solid black; width: 20px; height: 20px; background-color: white;"></div> <div style="border: 1px solid black; width: 20px; height: 20px; background-color: white;"></div> <div style="border: 1px solid black; width: 20px; height: 20px; background-color: white;"></div> </div> <p style="text-align: center; color: purple;">INTERVENE</p>	27th of 70 (-62)	14th of 21 (-44)
<b>Progress</b> The Progress domain measures growth on standardized assessments and progress towards graduation (for high schools only).	21%	<div style="display: flex; justify-content: space-around;"> <div style="border: 1px solid black; width: 20px; height: 20px; background-color: purple;"></div> <div style="border: 1px solid black; width: 20px; height: 20px; background-color: white;"></div> <div style="border: 1px solid black; width: 20px; height: 20px; background-color: white;"></div> <div style="border: 1px solid black; width: 20px; height: 20px; background-color: white;"></div> </div> <p style="text-align: center; color: purple;">INTERVENE</p>	48th of 71 (-63)	18th of 21 (-63)
<b>Climate</b> The Climate domain measures school climate and student and parent/guardian engagement.	41%	<div style="display: flex; justify-content: space-around;"> <div style="border: 1px solid black; width: 20px; height: 20px; background-color: white;"></div> <div style="border: 1px solid black; width: 20px; height: 20px; background-color: orange;"></div> <div style="border: 1px solid black; width: 20px; height: 20px; background-color: white;"></div> <div style="border: 1px solid black; width: 20px; height: 20px; background-color: white;"></div> </div> <p style="text-align: center; color: orange;">WATCH</p>	45th of 72 (-59)	16th of 21 (-55)
<b>College &amp; Career</b> The College & Career domain measures college and career readiness and post-secondary outcomes.	50%	<div style="display: flex; justify-content: space-around;"> <div style="border: 1px solid black; width: 20px; height: 20px; background-color: white;"></div> <div style="border: 1px solid black; width: 20px; height: 20px; background-color: white;"></div> <div style="border: 1px solid black; width: 20px; height: 20px; background-color: green;"></div> <div style="border: 1px solid black; width: 20px; height: 20px; background-color: white;"></div> </div> <p style="text-align: center; color: green;">REINFORCE</p>	43rd of 70 (-48)	17th of 21 (-48)

## Girard Academic Music Program

Governance	District	Report Type	High School
Address	2136 W. Ritner St. Philadelphia, PA 19145	Enrollment	255
Phone / Fax	215.952.8589 / 215.952.6544	Grade Range	9-12
Website	www.philasd.org/schools/gamp	Admissions Category	Special Admission
		Turnaround Model	N/A

### Welcome

The School Progress Report (SPR) provides parents, families, and community members with valuable information on the progress schools are making towards citywide goals. Each school receives a score and a corresponding performance tier at the overall and domain levels. Each school also receives two rankings: one within all schools of the same grade configuration (City Rank) and one within a peer group of schools with similar student demographics (Peer Rank). A school is designated a City Leader if it ranks first among all schools with the same grade configuration. A school is designated a Peer Leader if it ranks first in its peer group.

### Scoring Summary

TIER: ■ □ □ □ INTERVENE (0-24%) □ ■ □ □ WATCH (25-49%) □ □ ■ □ REINFORCE (50-74%) □ □ □ ■ MODEL (75-100%)

	<u>Score</u>	<u>Performance Tier</u>	<u>City Rank (Gap to Leader)</u>	<u>Peer Rank (Gap to Leader)</u>
<h3>OVERALL</h3> <p>A school's overall score represents its combined performance on the Achievement, Progress, Climate, and College &amp; Career (for high schools only) domains.</p>	76%	<div style="display: flex; justify-content: space-around;"> <div style="border: 1px solid black; width: 20px; height: 20px; background-color: white;"></div> <div style="border: 1px solid black; width: 20px; height: 20px; background-color: white;"></div> <div style="border: 1px solid black; width: 20px; height: 20px; background-color: white;"></div> <div style="border: 1px solid black; width: 20px; height: 20px; background-color: blue;"></div> </div> <p style="text-align: center; color: blue;">MODEL</p>	4th of 71 (-6)	3rd of 5 (-4)
<h3>Achievement</h3> <p>The Achievement domain measures performance on standardized assessments, including PSSA, Keystone Exams, ACCESS for ELLs, and reading assessments.</p>	64%	<div style="display: flex; justify-content: space-around;"> <div style="border: 1px solid black; width: 20px; height: 20px; background-color: white;"></div> <div style="border: 1px solid black; width: 20px; height: 20px; background-color: white;"></div> <div style="border: 1px solid black; width: 20px; height: 20px; background-color: green;"></div> <div style="border: 1px solid black; width: 20px; height: 20px; background-color: white;"></div> </div> <p style="text-align: center; color: green;">REINFORCE</p>	3rd of 70 (-20)	2nd of 4 (-20)
<h3>Progress</h3> <p>The Progress domain measures growth on standardized assessments and progress towards graduation (for high schools only).</p>	67%	<div style="display: flex; justify-content: space-around;"> <div style="border: 1px solid black; width: 20px; height: 20px; background-color: white;"></div> <div style="border: 1px solid black; width: 20px; height: 20px; background-color: white;"></div> <div style="border: 1px solid black; width: 20px; height: 20px; background-color: green;"></div> <div style="border: 1px solid black; width: 20px; height: 20px; background-color: white;"></div> </div> <p style="text-align: center; color: green;">REINFORCE</p>	8th of 71 (-17)	3rd of 5 (-10)
<h3>Climate</h3> <p>The Climate domain measures school climate and student and parent/guardian engagement.</p>	93%	<div style="display: flex; justify-content: space-around;"> <div style="border: 1px solid black; width: 20px; height: 20px; background-color: white;"></div> <div style="border: 1px solid black; width: 20px; height: 20px; background-color: white;"></div> <div style="border: 1px solid black; width: 20px; height: 20px; background-color: white;"></div> <div style="border: 1px solid black; width: 20px; height: 20px; background-color: blue;"></div> </div> <p style="text-align: center; color: blue;">MODEL</p>	5th of 72 (-7)	3rd of 5 (-7)
<h3>College &amp; Career</h3> <p>The College &amp; Career domain measures college and career readiness and post-secondary outcomes.</p>	98%	<div style="display: flex; justify-content: space-around;"> <div style="border: 1px solid black; width: 20px; height: 20px; background-color: white;"></div> <div style="border: 1px solid black; width: 20px; height: 20px; background-color: white;"></div> <div style="border: 1px solid black; width: 20px; height: 20px; background-color: white;"></div> <div style="border: 1px solid black; width: 20px; height: 20px; background-color: blue;"></div> </div> <p style="text-align: center; color: blue;">MODEL</p>	City Leader	Peer Leader

## High School for Creative and Performing Arts

Governance	District	Report Type	High School
Address	901 S. Broad St. Philadelphia, PA 19147	Enrollment	708
Phone / Fax	215.952.2462 / 215.952.6472	Grade Range	9-12
Website	www.philasd.org/schools/capa	Admissions Category	Special Admission
		Turnaround Model	N/A

### Welcome

The School Progress Report (SPR) provides parents, families, and community members with valuable information on the progress schools are making towards citywide goals. Each school receives a score and a corresponding performance tier at the overall and domain levels. Each school also receives two rankings: one within all schools of the same grade configuration (City Rank) and one within a peer group of schools with similar student demographics (Peer Rank). A school is designated a City Leader if it ranks first among all schools with the same grade configuration. A school is designated a Peer Leader if it ranks first in its peer group.

### Scoring Summary

TIER: ■ ■ ■ ■ INTERVENE (0-24%)    ■ ■ ■ WATCH (25-49%)    ■ ■ REINFORCE (50-74%)    ■ MODEL (75-100%)

	<u>Score</u>	<u>Performance Tier</u>	<u>City Rank (Gap to Leader)</u>	<u>Peer Rank (Gap to Leader)</u>
<b>OVERALL</b> A school's overall score represents its combined performance on the Achievement, Progress, Climate, and College & Career (for high schools only) domains.	56%	<div style="display: flex; justify-content: space-around;"> <span style="border: 1px solid black; width: 15px; height: 15px; background-color: white;"></span> <span style="border: 1px solid black; width: 15px; height: 15px; background-color: white;"></span> <span style="border: 1px solid black; width: 15px; height: 15px; background-color: green;"></span> <span style="border: 1px solid black; width: 15px; height: 15px; background-color: white;"></span> </div> <b>REINFORCE</b>	14th of 71 (-26)	6th of 21 (-26)
<b>Achievement</b> The Achievement domain measures performance on standardized assessments, including PSSA, Keystone Exams, ACCESS for ELLs, and reading assessments.	44%	<div style="display: flex; justify-content: space-around;"> <span style="border: 1px solid black; width: 15px; height: 15px; background-color: white;"></span> <span style="border: 1px solid black; width: 15px; height: 15px; background-color: orange;"></span> <span style="border: 1px solid black; width: 15px; height: 15px; background-color: white;"></span> <span style="border: 1px solid black; width: 15px; height: 15px; background-color: white;"></span> </div> <b>WATCH</b>	10th of 70 (-40)	6th of 21 (-22)
<b>Progress</b> The Progress domain measures growth on standardized assessments and progress towards graduation (for high schools only).	39%	<div style="display: flex; justify-content: space-around;"> <span style="border: 1px solid black; width: 15px; height: 15px; background-color: white;"></span> <span style="border: 1px solid black; width: 15px; height: 15px; background-color: orange;"></span> <span style="border: 1px solid black; width: 15px; height: 15px; background-color: white;"></span> <span style="border: 1px solid black; width: 15px; height: 15px; background-color: white;"></span> </div> <b>WATCH</b>	27th of 71 (-45)	9th of 21 (-45)
<b>Climate</b> The Climate domain measures school climate and student and parent/guardian engagement.	88%	<div style="display: flex; justify-content: space-around;"> <span style="border: 1px solid black; width: 15px; height: 15px; background-color: white;"></span> <span style="border: 1px solid black; width: 15px; height: 15px; background-color: white;"></span> <span style="border: 1px solid black; width: 15px; height: 15px; background-color: white;"></span> <span style="border: 1px solid black; width: 15px; height: 15px; background-color: blue;"></span> </div> <b>MODEL</b>	8th of 72 (-12)	4th of 21 (-8)
<b>College &amp; Career</b> The College & Career domain measures college and career readiness and post-secondary outcomes.	77%	<div style="display: flex; justify-content: space-around;"> <span style="border: 1px solid black; width: 15px; height: 15px; background-color: white;"></span> <span style="border: 1px solid black; width: 15px; height: 15px; background-color: white;"></span> <span style="border: 1px solid black; width: 15px; height: 15px; background-color: white;"></span> <span style="border: 1px solid black; width: 15px; height: 15px; background-color: blue;"></span> </div> <b>MODEL</b>	21st of 70 (-21)	9th of 21 (-21)

# High School of Engineering and Science

Governance	District	Report Type	High School
Address	1600 W. Norris St. Philadelphia, PA 19121	Enrollment	755
Phone / Fax	215.684.5079 / 215.684.5151	Grade Range	9-12
Website	www.carver.phila.k12.pa.us	Admissions Category	Special Admission
		Turnaround Model	N/A

## Welcome

The School Progress Report (SPR) provides parents, families, and community members with valuable information on the progress schools are making towards citywide goals. Each school receives a score and a corresponding performance tier at the overall and domain levels. Each school also receives two rankings: one within all schools of the same grade configuration (City Rank) and one within a peer group of schools with similar student demographics (Peer Rank). A school is designated a City Leader if it ranks first among all schools with the same grade configuration. A school is designated a Peer Leader if it ranks first in its peer group.

## Scoring Summary

TIER: ■ □ □ □ INTERVENE (0-24%) □ ■ □ □ WATCH (25-49%) □ □ ■ □ REINFORCE (50-74%) □ □ □ ■ MODEL (75-100%)

	<u>Score</u>	<u>Performance Tier</u>	<u>City Rank (Gap to Leader)</u>	<u>Peer Rank (Gap to Leader)</u>
<b>OVERALL</b> A school's overall score represents its combined performance on the Achievement, Progress, Climate, and College & Career (for high schools only) domains.	82%	□ □ □ ■ MODEL	City Leader	Peer Leader
<b>Achievement</b> The Achievement domain measures performance on standardized assessments, including PSSA, Keystone Exams, ACCESS for ELLs, and reading assessments.	66%	□ □ ■ □ REINFORCE	2nd of 70 (-18)	Peer Leader
<b>Progress</b> The Progress domain measures growth on standardized assessments and progress towards graduation (for high schools only).	84%	□ □ □ ■ MODEL	City Leader	Peer Leader
<b>Climate</b> The Climate domain measures school climate and student and parent/guardian engagement.	94%	□ □ □ ■ MODEL	4th of 72 (-6)	2nd of 21 (-2)
<b>College &amp; Career</b> The College & Career domain measures college and career readiness and post-secondary outcomes.	95%	□ □ □ ■ MODEL	5th of 70 (-3)	2nd of 21 (-3)

## High School of the Future

Governance District  
 Address 4021 Parkside Ave.  
 Philadelphia, PA 19104  
 Phone / Fax 215.823.5500 / 215.823.5504  
 Website www.philasd.org/schools/hsof

Report Type High School  
 Enrollment 694  
 Grade Range 9-12  
 Admissions Category Citywide  
 Turnaround Model N/A

## Welcome

The School Progress Report (SPR) provides parents, families, and community members with valuable information on the progress schools are making towards citywide goals. Each school receives a score and a corresponding performance tier at the overall and domain levels. Each school also receives two rankings: one within all schools of the same grade configuration (City Rank) and one within a peer group of schools with similar student demographics (Peer Rank). A school is designated a City Leader if it ranks first among all schools with the same grade configuration. A school is designated a Peer Leader if it ranks first in its peer group.

## Scoring Summary

TIER: ■ □ □ □ INTERVENE (0-24%) □ ■ □ □ WATCH (25-49%) □ □ ■ □ REINFORCE (50-74%) □ □ □ ■ MODEL (75-100%)

	Score	Performance Tier	City Rank (Gap to Leader)	Peer Rank (Gap to Leader)
<b>OVERALL</b> A school's overall score represents its combined performance on the Achievement, Progress, Climate, and College & Career (for high schools only) domains.	16%	<span style="color: purple;">■ □ □ □</span> INTERVENE	58th of 71 (-66)	16th of 27 (-49)
<b>Achievement</b> The Achievement domain measures performance on standardized assessments, including PSSA, Keystone Exams, ACCESS for ELLs, and reading assessments.	8%	<span style="color: purple;">■ □ □ □</span> INTERVENE	41st of 70 (-76)	7th of 27 (-30)
<b>Progress</b> The Progress domain measures growth on standardized assessments and progress towards graduation (for high schools only).	4%	<span style="color: purple;">■ □ □ □</span> INTERVENE	70th of 71 (-80)	26th of 27 (-68)
<b>Climate</b> The Climate domain measures school climate and student and parent/guardian engagement.	38%	<span style="color: orange;">□ ■ □ □</span> WATCH	47th of 72 (-62)	10th of 28 (-40)
<b>College &amp; Career</b> The College & Career domain measures college and career readiness and post-secondary outcomes.	41%	<span style="color: orange;">□ ■ □ □</span> WATCH	50th of 70 (-57)	10th of 26 (-44)

## Imhotep Institute Charter High School

Governance	Charter	Report Type	High School
Address	6201 N. 21st St. Philadelphia, PA 19138	Enrollment	621
Phone / Fax	215.438.4140 / 215.438.4160	Grade Range	9-12
Website	www.imhotepcharter.org/website/	Admissions Category	Lottery
		Turnaround Model	N/A

### Welcome

The School Progress Report (SPR) provides parents, families, and community members with valuable information on the progress schools are making towards citywide goals. Each school receives a score and a corresponding performance tier at the overall and domain levels. Each school also receives two rankings: one within all schools of the same grade configuration (City Rank) and one within a peer group of schools with similar student demographics (Peer Rank). A school is designated a City Leader if it ranks first among all schools with the same grade configuration. A school is designated a Peer Leader if it ranks first in its peer group.

### Scoring Summary

TIER: ■ □ □ □ INTERVENE (0-24%)    □ ■ □ □ WATCH (25-49%)    □ □ ■ □ REINFORCE (50-74%)    □ □ □ ■ MODEL (75-100%)

	<u>Score</u>	<u>Performance Tier</u>	<u>City Rank (Gap to Leader)</u>	<u>Peer Rank (Gap to Leader)</u>
<h3>OVERALL</h3> <p>A school's overall score represents its combined performance on the Achievement, Progress, Climate, and College &amp; Career (for high schools only) domains.</p>	35%	<span style="color: orange;">□ ■ □ □</span> WATCH	37th of 71 (-47)	12th of 18 (-23)
<h3>Achievement</h3> <p>The Achievement domain measures performance on standardized assessments, including PSSA, Keystone Exams, ACCESS for ELLs, and reading assessments.</p>	13%	<span style="color: purple;">■ □ □ □</span> INTERVENE	36th of 70 (-71)	12th of 18 (-21)
<h3>Progress</h3> <p>The Progress domain measures growth on standardized assessments and progress towards graduation (for high schools only).</p>	31%	<span style="color: orange;">□ ■ □ □</span> WATCH	34th of 71 (-53)	11th of 18 (-41)
<h3>Climate</h3> <p>The Climate domain measures school climate and student and parent/guardian engagement.</p>	57%	<span style="color: green;">□ □ ■ □</span> REINFORCE	31st of 72 (-43)	10th of 18 (-28)
<h3>College &amp; Career</h3> <p>The College &amp; Career domain measures college and career readiness and post-secondary outcomes.</p>	48%	<span style="color: orange;">□ ■ □ □</span> WATCH	45th of 70 (-50)	15th of 18 (-40)

## John Bartram High School

Governance	District	Report Type	High School
Address	2401 S. 67th St. Philadelphia, PA 19142	Enrollment	1,058
Phone / Fax	215.492.6450 / 215.492.6117	Grade Range	9-12
Website	http://www.bartramhigh.net	Admissions Category	Neighborhood
		Turnaround Model	N/A

## Welcome

The School Progress Report (SPR) provides parents, families, and community members with valuable information on the progress schools are making towards citywide goals. Each school receives a score and a corresponding performance tier at the overall and domain levels. Each school also receives two rankings: one within all schools of the same grade configuration (City Rank) and one within a peer group of schools with similar student demographics (Peer Rank). A school is designated a City Leader if it ranks first among all schools with the same grade configuration. A school is designated a Peer Leader if it ranks first in its peer group.

## Scoring Summary

TIER: ■ □ □ □ INTERVENE (0-24%) □ ■ □ □ WATCH (25-49%) □ □ ■ □ REINFORCE (50-74%) □ □ □ ■ MODEL (75-100%)

	<u>Score</u>	<u>Performance Tier</u>	<u>City Rank (Gap to Leader)</u>	<u>Peer Rank (Gap to Leader)</u>
<h3>OVERALL</h3> <p>A school's overall score represents its combined performance on the Achievement, Progress, Climate, and College &amp; Career (for high schools only) domains.</p>	15%	<span style="color: purple;">■</span> □ □ □ <b>INTERVENE</b>	60th of 71 (-67)	17th of 27 (-50)
<h3>Achievement</h3> <p>The Achievement domain measures performance on standardized assessments, including PSSA, Keystone Exams, ACCESS for ELLs, and reading assessments.</p>	4%	<span style="color: purple;">■</span> □ □ □ <b>INTERVENE</b>	56th of 70 (-80)	14th of 27 (-34)
<h3>Progress</h3> <p>The Progress domain measures growth on standardized assessments and progress towards graduation (for high schools only).</p>	21%	<span style="color: purple;">■</span> □ □ □ <b>INTERVENE</b>	48th of 71 (-63)	13th of 27 (-51)
<h3>Climate</h3> <p>The Climate domain measures school climate and student and parent/guardian engagement.</p>	13%	<span style="color: purple;">■</span> □ □ □ <b>INTERVENE</b>	64th of 72 (-87)	21st of 28 (-65)
<h3>College &amp; Career</h3> <p>The College &amp; Career domain measures college and career readiness and post-secondary outcomes.</p>	30%	<span style="color: orange;">□ ■ □ □</span> <b>WATCH</b>	55th of 70 (-68)	14th of 26 (-55)

## Jules E. Mastbaum Area Vocational Technical High School

Governance	District	Report Type	High School
Address	3116 Frankford Ave. Philadelphia, PA 19134	Enrollment	754
Phone / Fax	215.291.4703 / 215.291.5657	Grade Range	9-12
Website	www.philasd.org/schools/mastbaum	Admissions Category	Citywide
		Turnaround Model	N/A

### Welcome

The School Progress Report (SPR) provides parents, families, and community members with valuable information on the progress schools are making towards citywide goals. Each school receives a score and a corresponding performance tier at the overall and domain levels. Each school also receives two rankings: one within all schools of the same grade configuration (City Rank) and one within a peer group of schools with similar student demographics (Peer Rank). A school is designated a City Leader if it ranks first among all schools with the same grade configuration. A school is designated a Peer Leader if it ranks first in its peer group.

### Scoring Summary

TIER: ■ □ □ □ INTERVENE (0-24%) □ ■ □ □ WATCH (25-49%) □ □ ■ □ REINFORCE (50-74%) □ □ □ ■ MODEL (75-100%)

	<u>Score</u>	<u>Performance Tier</u>	<u>City Rank (Gap to Leader)</u>	<u>Peer Rank (Gap to Leader)</u>
<h3>OVERALL</h3> <p>A school's overall score represents its combined performance on the Achievement, Progress, Climate, and College &amp; Career (for high schools only) domains.</p>	22%	<span style="font-size: 2em;">■ □ □ □</span> <b>INTERVENE</b>	47th of 71 (-60)	10th of 27 (-43)
<h3>Achievement</h3> <p>The Achievement domain measures performance on standardized assessments, including PSSA, Keystone Exams, ACCESS for ELLs, and reading assessments.</p>	8%	<span style="font-size: 2em;">■ □ □ □</span> <b>INTERVENE</b>	41st of 70 (-76)	7th of 27 (-30)
<h3>Progress</h3> <p>The Progress domain measures growth on standardized assessments and progress towards graduation (for high schools only).</p>	17%	<span style="font-size: 2em;">■ □ □ □</span> <b>INTERVENE</b>	55th of 71 (-67)	17th of 27 (-55)
<h3>Climate</h3> <p>The Climate domain measures school climate and student and parent/guardian engagement.</p>	34%	<span style="font-size: 2em;">□ ■ □ □</span> <b>WATCH</b>	48th of 72 (-66)	11th of 28 (-44)
<h3>College &amp; Career</h3> <p>The College &amp; Career domain measures college and career readiness and post-secondary outcomes.</p>	56%	<span style="font-size: 2em;">□ □ ■ □</span> <b>REINFORCE</b>	37th of 70 (-42)	6th of 26 (-29)



## Julia R. Masterman School

Governance	District	Report Type	High School
Address	1699 Spring Garden St. Philadelphia, PA 19130	Enrollment	421
Phone / Fax	215.299.4661 / 215.299.3425	Grade Range	9-12
Website	www.philasd.org/schools/masterman	Admissions Category	Special Admission
		Turnaround Model	N/A

## Welcome

The School Progress Report (SPR) provides parents, families, and community members with valuable information on the progress schools are making towards citywide goals. Each school receives a score and a corresponding performance tier at the overall and domain levels. Each school also receives two rankings: one within all schools of the same grade configuration (City Rank) and one within a peer group of schools with similar student demographics (Peer Rank). A school is designated a City Leader if it ranks first among all schools with the same grade configuration. A school is designated a Peer Leader if it ranks first in its peer group.

## Scoring Summary

TIER: ■ ■ ■ ■ INTERVENE (0-24%)    ■ ■ ■ WATCH (25-49%)    ■ ■ REINFORCE (50-74%)    ■ MODEL (75-100%)

### OVERALL

A school's overall score represents its combined performance on the Achievement, Progress, Climate, and College & Career (for high schools only) domains.

<u>Score</u>	<u>Performance Tier</u>	<u>City Rank (Gap to Leader)</u>	<u>Peer Rank (Gap to Leader)</u>
80%	<span style="color: blue;">■</span> <span style="color: blue;">■</span> <span style="color: blue;">■</span> <span style="color: blue;">■</span> MODEL	2nd of 71 (-2)	Peer Leader

### Achievement

The Achievement domain measures performance on standardized assessments, including PSSA, Keystone Exams, ACCESS for ELLs, and reading assessments.

Insufficient Data

### Progress

The Progress domain measures growth on standardized assessments and progress towards graduation (for high schools only).

55%	<span style="color: green;">■</span> <span style="color: green;">■</span> <span style="color: green;">■</span> <span style="color: green;">■</span> REINFORCE	16th of 71 (-29)	5th of 5 (-22)
-----	--	---------------------	-------------------

### Climate

The Climate domain measures school climate and student and parent/guardian engagement.

100%	<span style="color: blue;">■</span> <span style="color: blue;">■</span> <span style="color: blue;">■</span> <span style="color: blue;">■</span> MODEL	City Leader	Peer Leader
------	--	-------------	-------------

### College & Career

The College & Career domain measures college and career readiness and post-secondary outcomes.

96%	<span style="color: blue;">■</span> <span style="color: blue;">■</span> <span style="color: blue;">■</span> <span style="color: blue;">■</span> MODEL	4th of 70 (-2)	3rd of 5 (-2)
-----	--	-------------------	------------------

## Kensington Health Sciences Academy

Governance	District	Report Type	High School
Address	2463 Emerald St. Philadelphia, PA 19125	Enrollment	392
Phone / Fax	215.291.5185 / 215.291.6320	Grade Range	9-12
Website	www.philasd.org/schools/kensingtonhealthsciences	Admissions Category	Neighborhood
		Turnaround Model	N/A

### Welcome

The School Progress Report (SPR) provides parents, families, and community members with valuable information on the progress schools are making towards citywide goals. Each school receives a score and a corresponding performance tier at the overall and domain levels. Each school also receives two rankings: one within all schools of the same grade configuration (City Rank) and one within a peer group of schools with similar student demographics (Peer Rank). A school is designated a City Leader if it ranks first among all schools with the same grade configuration. A school is designated a Peer Leader if it ranks first in its peer group.

### Scoring Summary

TIER: ■ ■ ■ ■ INTERVENE (0-24%)    ■ ■ ■ WATCH (25-49%)    ■ ■ ■ REINFORCE (50-74%)    ■ ■ ■ MODEL (75-100%)

	<u>Score</u>	<u>Performance Tier</u>	<u>City Rank (Gap to Leader)</u>	<u>Peer Rank (Gap to Leader)</u>
<b>OVERALL</b> A school's overall score represents its combined performance on the Achievement, Progress, Climate, and College & Career (for high schools only) domains.	12%	<span style="color: purple;">■</span> <span style="border: 1px solid black; display: inline-block; width: 15px; height: 15px;"></span> <span style="border: 1px solid black; display: inline-block; width: 15px; height: 15px;"></span> <span style="border: 1px solid black; display: inline-block; width: 15px; height: 15px;"></span> <span style="color: purple;">INTERVENE</span>	62nd of 71 (-70)	19th of 27 (-53)
<b>Achievement</b> The Achievement domain measures performance on standardized assessments, including PSSA, Keystone Exams, ACCESS for ELLs, and reading assessments.	2%	<span style="color: purple;">■</span> <span style="border: 1px solid black; display: inline-block; width: 15px; height: 15px;"></span> <span style="border: 1px solid black; display: inline-block; width: 15px; height: 15px;"></span> <span style="border: 1px solid black; display: inline-block; width: 15px; height: 15px;"></span> <span style="color: purple;">INTERVENE</span>	66th of 70 (-82)	23rd of 27 (-36)
<b>Progress</b> The Progress domain measures growth on standardized assessments and progress towards graduation (for high schools only).	13%	<span style="color: purple;">■</span> <span style="border: 1px solid black; display: inline-block; width: 15px; height: 15px;"></span> <span style="border: 1px solid black; display: inline-block; width: 15px; height: 15px;"></span> <span style="border: 1px solid black; display: inline-block; width: 15px; height: 15px;"></span> <span style="color: purple;">INTERVENE</span>	59th of 71 (-71)	20th of 27 (-59)
<b>Climate</b> The Climate domain measures school climate and student and parent/guardian engagement.	26%	<span style="border: 1px solid black; display: inline-block; width: 15px; height: 15px;"></span> <span style="color: orange;">■</span> <span style="border: 1px solid black; display: inline-block; width: 15px; height: 15px;"></span> <span style="border: 1px solid black; display: inline-block; width: 15px; height: 15px;"></span> <span style="color: orange;">WATCH</span>	55th of 72 (-74)	15th of 28 (-52)
<b>College &amp; Career</b> The College & Career domain measures college and career readiness and post-secondary outcomes.	12%	<span style="color: purple;">■</span> <span style="border: 1px solid black; display: inline-block; width: 15px; height: 15px;"></span> <span style="border: 1px solid black; display: inline-block; width: 15px; height: 15px;"></span> <span style="border: 1px solid black; display: inline-block; width: 15px; height: 15px;"></span> <span style="color: purple;">INTERVENE</span>	62nd of 70 (-86)	18th of 26 (-73)

# Kensington High School for Creative and Performing Arts

Governance	District	Report Type	High School
Address	1901 N. Front St. Philadelphia, PA 19122	Enrollment	447
Phone / Fax	215.291.5010 / 215.291.6334	Grade Range	9-12
Website	http://kensingtoncapa.wix.com/kensingtoncapa	Admissions Category	Neighborhood
		Turnaround Model	N/A

## Welcome

The School Progress Report (SPR) provides parents, families, and community members with valuable information on the progress schools are making towards citywide goals. Each school receives a score and a corresponding performance tier at the overall and domain levels. Each school also receives two rankings: one within all schools of the same grade configuration (City Rank) and one within a peer group of schools with similar student demographics (Peer Rank). A school is designated a City Leader if it ranks first among all schools with the same grade configuration. A school is designated a Peer Leader if it ranks first in its peer group.

## Scoring Summary

TIER: ■ □ □ □ INTERVENE (0-24%) □ ■ □ □ WATCH (25-49%) □ □ ■ □ REINFORCE (50-74%) □ □ □ ■ MODEL (75-100%)

	<u>Score</u>	<u>Performance Tier</u>	<u>City Rank (Gap to Leader)</u>	<u>Peer Rank (Gap to Leader)</u>
<h3>OVERALL</h3> <p>A school's overall score represents its combined performance on the Achievement, Progress, Climate, and College &amp; Career (for high schools only) domains.</p>	21%	<span style="font-size: 2em;">■ □ □ □</span> <b>INTERVENE</b>	49th of 71 (-61)	11th of 27 (-44)
<h3>Achievement</h3> <p>The Achievement domain measures performance on standardized assessments, including PSSA, Keystone Exams, ACCESS for ELLs, and reading assessments.</p>	3%	<span style="font-size: 2em;">■ □ □ □</span> <b>INTERVENE</b>	61st of 70 (-81)	18th of 27 (-35)
<h3>Progress</h3> <p>The Progress domain measures growth on standardized assessments and progress towards graduation (for high schools only).</p>	20%	<span style="font-size: 2em;">■ □ □ □</span> <b>INTERVENE</b>	50th of 71 (-64)	14th of 27 (-52)
<h3>Climate</h3> <p>The Climate domain measures school climate and student and parent/guardian engagement.</p>	44%	<span style="font-size: 2em;">□ ■ □ □</span> <b>WATCH</b>	42nd of 72 (-56)	8th of 28 (-34)
<h3>College &amp; Career</h3> <p>The College &amp; Career domain measures college and career readiness and post-secondary outcomes.</p>	35%	<span style="font-size: 2em;">□ ■ □ □</span> <b>WATCH</b>	52nd of 70 (-63)	11th of 26 (-50)

# Kensington International Business, Finance, and Entrepreneurship HS

Governance	District	Report Type	High School
Address	2501 Coral St.	Enrollment	368
	Philadelphia, PA 19125	Grade Range	9-12
Phone / Fax	215.291.5168 / 215.291.5708	Admissions Category	Neighborhood
Website	www.philasd.org/schools/kensington-business	Turnaround Model	N/A

## Welcome

The School Progress Report (SPR) provides parents, families, and community members with valuable information on the progress schools are making towards citywide goals. Each school receives a score and a corresponding performance tier at the overall and domain levels. Each school also receives two rankings: one within all schools of the same grade configuration (City Rank) and one within a peer group of schools with similar student demographics (Peer Rank). A school is designated a City Leader if it ranks first among all schools with the same grade configuration. A school is designated a Peer Leader if it ranks first in its peer group.

## Scoring Summary

TIER: ■ □ □ □ INTERVENE (0-24%) □ ■ □ □ WATCH (25-49%) □ □ ■ □ REINFORCE (50-74%) □ □ □ ■ MODEL (75-100%)

	<u>Score</u>	<u>Performance Tier</u>	<u>City Rank (Gap to Leader)</u>	<u>Peer Rank (Gap to Leader)</u>
<b>OVERALL</b>				
A school's overall score represents its combined performance on the Achievement, Progress, Climate, and College & Career (for high schools only) domains.	Less than 10%	<span style="color: purple;">■ □ □ □ INTERVENE</span>	66th of 71 (N/A)	22nd of 27 (N/A)
<b>Achievement</b>				
The Achievement domain measures performance on standardized assessments, including PSSA, Keystone Exams, ACCESS for ELLs, and reading assessments.	Less than 10%	<span style="color: purple;">■ □ □ □ INTERVENE</span>	61st of 70 (N/A)	18th of 27 (N/A)
<b>Progress</b>				
The Progress domain measures growth on standardized assessments and progress towards graduation (for high schools only).	13%	<span style="color: purple;">■ □ □ □ INTERVENE</span>	59th of 71 (-71)	20th of 27 (-59)
<b>Climate</b>				
The Climate domain measures school climate and student and parent/guardian engagement.	10%	<span style="color: purple;">■ □ □ □ INTERVENE</span>	66th of 72 (-90)	22nd of 28 (-68)
<b>College &amp; Career</b>				
The College & Career domain measures college and career readiness and post-secondary outcomes.	Less than 10%	<span style="color: purple;">■ □ □ □ INTERVENE</span>	68th of 70 (N/A)	24th of 26 (N/A)

## Kensington Urban Education Academy

Governance	District	Report Type	High School
Address	2051 E. Cumberland St. Philadelphia, PA 19125	Enrollment	311
Phone / Fax	215.291.5420 / 215.291.5427	Grade Range	9-12
Website	www.philasd.org/schools/kensington-urban	Admissions Category	Neighborhood
		Turnaround Model	N/A

### Welcome

The School Progress Report (SPR) provides parents, families, and community members with valuable information on the progress schools are making towards citywide goals. Each school receives a score and a corresponding performance tier at the overall and domain levels. Each school also receives two rankings: one within all schools of the same grade configuration (City Rank) and one within a peer group of schools with similar student demographics (Peer Rank). A school is designated a City Leader if it ranks first among all schools with the same grade configuration. A school is designated a Peer Leader if it ranks first in its peer group.

### Scoring Summary

TIER: ■ ■ ■ ■ INTERVENE (0-24%)    ■ ■ ■ WATCH (25-49%)    ■ ■ ■ REINFORCE (50-74%)    ■ ■ ■ MODEL (75-100%)

	<u>Score</u>	<u>Performance Tier</u>	<u>City Rank (Gap to Leader)</u>	<u>Peer Rank (Gap to Leader)</u>
<b>OVERALL</b>				
A school's overall score represents its combined performance on the Achievement, Progress, Climate, and College & Career (for high schools only) domains.	Less than 10%	<span style="color: purple;">■</span> <span style="border: 1px solid black; display: inline-block; width: 15px; height: 15px;"></span> <span style="border: 1px solid black; display: inline-block; width: 15px; height: 15px;"></span> <span style="border: 1px solid black; display: inline-block; width: 15px; height: 15px;"></span> INTERVENE	66th of 71 (N/A)	22nd of 27 (N/A)
<b>Achievement</b>				
The Achievement domain measures performance on standardized assessments, including PSSA, Keystone Exams, ACCESS for ELLs, and reading assessments.	Less than 10%	<span style="color: purple;">■</span> <span style="border: 1px solid black; display: inline-block; width: 15px; height: 15px;"></span> <span style="border: 1px solid black; display: inline-block; width: 15px; height: 15px;"></span> <span style="border: 1px solid black; display: inline-block; width: 15px; height: 15px;"></span> INTERVENE	46th of 70 (N/A)	10th of 27 (N/A)
<b>Progress</b>				
The Progress domain measures growth on standardized assessments and progress towards graduation (for high schools only).	Less than 10%	<span style="color: purple;">■</span> <span style="border: 1px solid black; display: inline-block; width: 15px; height: 15px;"></span> <span style="border: 1px solid black; display: inline-block; width: 15px; height: 15px;"></span> <span style="border: 1px solid black; display: inline-block; width: 15px; height: 15px;"></span> INTERVENE	68th of 71 (N/A)	25th of 27 (N/A)
<b>Climate</b>				
The Climate domain measures school climate and student and parent/guardian engagement.	10%	<span style="color: purple;">■</span> <span style="border: 1px solid black; display: inline-block; width: 15px; height: 15px;"></span> <span style="border: 1px solid black; display: inline-block; width: 15px; height: 15px;"></span> <span style="border: 1px solid black; display: inline-block; width: 15px; height: 15px;"></span> INTERVENE	66th of 72 (-90)	22nd of 28 (-68)
<b>College &amp; Career</b>				
The College & Career domain measures college and career readiness and post-secondary outcomes.	17%	<span style="color: purple;">■</span> <span style="border: 1px solid black; display: inline-block; width: 15px; height: 15px;"></span> <span style="border: 1px solid black; display: inline-block; width: 15px; height: 15px;"></span> <span style="border: 1px solid black; display: inline-block; width: 15px; height: 15px;"></span> INTERVENE	59th of 70 (-81)	15th of 26 (-68)

## KIPP Philadelphia Charter School

Governance	Charter	Report Type	High School
Address	2709 N. Broad St., 4th Flr. Philadelphia, PA 19132	Enrollment	467
Phone / Fax	215.227.1728 / 215.827.5942	Grade Range	9-12
Website	www.kippphiladelphia.org/	Admissions Category	Lottery
		Turnaround Model	N/A

### Welcome

The School Progress Report (SPR) provides parents, families, and community members with valuable information on the progress schools are making towards citywide goals. Each school receives a score and a corresponding performance tier at the overall and domain levels. Each school also receives two rankings: one within all schools of the same grade configuration (City Rank) and one within a peer group of schools with similar student demographics (Peer Rank). A school is designated a City Leader if it ranks first among all schools with the same grade configuration. A school is designated a Peer Leader if it ranks first in its peer group.

### Scoring Summary

TIER: ■ ■ ■ ■ INTERVENE (0-24%)    ■ ■ ■ ■ WATCH (25-49%)    ■ ■ ■ ■ REINFORCE (50-74%)    ■ ■ ■ ■ MODEL (75-100%)

	<u>Score</u>	<u>Performance Tier</u>	<u>City Rank (Gap to Leader)</u>	<u>Peer Rank (Gap to Leader)</u>
<b>OVERALL</b> A school's overall score represents its combined performance on the Achievement, Progress, Climate, and College & Career (for high schools only) domains.	38%	<div style="display: flex; justify-content: space-around;"> <span style="border: 1px solid black; width: 15px; height: 15px; background-color: white;"></span> <span style="border: 1px solid black; width: 15px; height: 15px; background-color: orange;"></span> <span style="border: 1px solid black; width: 15px; height: 15px; background-color: white;"></span> <span style="border: 1px solid black; width: 15px; height: 15px; background-color: white;"></span> </div> <p style="text-align: center; color: orange; margin: 0;">WATCH</p>	35th of 71 (-44)	5th of 27 (-27)
<b>Achievement</b> The Achievement domain measures performance on standardized assessments, including PSSA, Keystone Exams, ACCESS for ELLs, and reading assessments.	19%	<div style="display: flex; justify-content: space-around;"> <span style="border: 1px solid black; width: 15px; height: 15px; background-color: purple;"></span> <span style="border: 1px solid black; width: 15px; height: 15px; background-color: white;"></span> <span style="border: 1px solid black; width: 15px; height: 15px; background-color: white;"></span> <span style="border: 1px solid black; width: 15px; height: 15px; background-color: white;"></span> </div> <p style="text-align: center; color: purple; margin: 0;">INTERVENE</p>	30th of 70 (-65)	4th of 27 (-19)
<b>Progress</b> The Progress domain measures growth on standardized assessments and progress towards graduation (for high schools only).	36%	<div style="display: flex; justify-content: space-around;"> <span style="border: 1px solid black; width: 15px; height: 15px; background-color: white;"></span> <span style="border: 1px solid black; width: 15px; height: 15px; background-color: orange;"></span> <span style="border: 1px solid black; width: 15px; height: 15px; background-color: white;"></span> <span style="border: 1px solid black; width: 15px; height: 15px; background-color: white;"></span> </div> <p style="text-align: center; color: orange; margin: 0;">WATCH</p>	30th of 71 (-48)	7th of 27 (-36)
<b>Climate</b> The Climate domain measures school climate and student and parent/guardian engagement.	47%	<div style="display: flex; justify-content: space-around;"> <span style="border: 1px solid black; width: 15px; height: 15px; background-color: white;"></span> <span style="border: 1px solid black; width: 15px; height: 15px; background-color: orange;"></span> <span style="border: 1px solid black; width: 15px; height: 15px; background-color: white;"></span> <span style="border: 1px solid black; width: 15px; height: 15px; background-color: white;"></span> </div> <p style="text-align: center; color: orange; margin: 0;">WATCH</p>	36th of 72 (-53)	6th of 28 (-31)
<b>College &amp; Career</b> The College & Career domain measures college and career readiness and post-secondary outcomes.	57%	<div style="display: flex; justify-content: space-around;"> <span style="border: 1px solid black; width: 15px; height: 15px; background-color: white;"></span> <span style="border: 1px solid black; width: 15px; height: 15px; background-color: white;"></span> <span style="border: 1px solid black; width: 15px; height: 15px; background-color: green;"></span> <span style="border: 1px solid black; width: 15px; height: 15px; background-color: white;"></span> </div> <p style="text-align: center; color: green; margin: 0;">REINFORCE</p>	36th of 70 (-41)	5th of 26 (-28)

## Lankenau High School

Governance	District	Report Type	High School
Address	201 Spring Ln. Philadelphia, PA 19128	Enrollment	314
Phone / Fax	215.487.4465 / 215.487.4879	Grade Range	9-12
Website	www.philasd.org/schools/lankenau	Admissions Category	Special Admission
		Turnaround Model	N/A

## Welcome

The School Progress Report (SPR) provides parents, families, and community members with valuable information on the progress schools are making towards citywide goals. Each school receives a score and a corresponding performance tier at the overall and domain levels. Each school also receives two rankings: one within all schools of the same grade configuration (City Rank) and one within a peer group of schools with similar student demographics (Peer Rank). A school is designated a City Leader if it ranks first among all schools with the same grade configuration. A school is designated a Peer Leader if it ranks first in its peer group.

## Scoring Summary

TIER: ■ ■ ■ ■ INTERVENE (0-24%)    ■ ■ ■ WATCH (25-49%)    ■ ■ ■ REINFORCE (50-74%)    ■ ■ ■ MODEL (75-100%)

	<u>Score</u>	<u>Performance Tier</u>	<u>City Rank (Gap to Leader)</u>	<u>Peer Rank (Gap to Leader)</u>
<b>OVERALL</b> A school's overall score represents its combined performance on the Achievement, Progress, Climate, and College & Career (for high schools only) domains.	42%	<div style="display: flex; justify-content: space-around;"> <div style="width: 20px; height: 20px; border: 1px solid black; background-color: white;"></div> <div style="width: 20px; height: 20px; border: 1px solid black; background-color: orange;"></div> <div style="width: 20px; height: 20px; border: 1px solid black; background-color: white;"></div> <div style="width: 20px; height: 20px; border: 1px solid black; background-color: white;"></div> </div> <p style="text-align: center; color: orange;">WATCH</p>	27th of 71 (-40)	8th of 18 (-16)
<b>Achievement</b> The Achievement domain measures performance on standardized assessments, including PSSA, Keystone Exams, ACCESS for ELLs, and reading assessments.	21%	<div style="display: flex; justify-content: space-around;"> <div style="width: 20px; height: 20px; border: 1px solid black; background-color: purple;"></div> <div style="width: 20px; height: 20px; border: 1px solid black; background-color: white;"></div> <div style="width: 20px; height: 20px; border: 1px solid black; background-color: white;"></div> <div style="width: 20px; height: 20px; border: 1px solid black; background-color: white;"></div> </div> <p style="text-align: center; color: purple;">INTERVENE</p>	28th of 70 (-63)	7th of 18 (-13)
<b>Progress</b> The Progress domain measures growth on standardized assessments and progress towards graduation (for high schools only).	32%	<div style="display: flex; justify-content: space-around;"> <div style="width: 20px; height: 20px; border: 1px solid black; background-color: white;"></div> <div style="width: 20px; height: 20px; border: 1px solid black; background-color: orange;"></div> <div style="width: 20px; height: 20px; border: 1px solid black; background-color: white;"></div> <div style="width: 20px; height: 20px; border: 1px solid black; background-color: white;"></div> </div> <p style="text-align: center; color: orange;">WATCH</p>	32nd of 71 (-52)	10th of 18 (-40)
<b>Climate</b> The Climate domain measures school climate and student and parent/guardian engagement.	67%	<div style="display: flex; justify-content: space-around;"> <div style="width: 20px; height: 20px; border: 1px solid black; background-color: white;"></div> <div style="width: 20px; height: 20px; border: 1px solid black; background-color: white;"></div> <div style="width: 20px; height: 20px; border: 1px solid black; background-color: green;"></div> <div style="width: 20px; height: 20px; border: 1px solid black; background-color: white;"></div> </div> <p style="text-align: center; color: green;">REINFORCE</p>	24th of 72 (-33)	8th of 18 (-18)
<b>College &amp; Career</b> The College & Career domain measures college and career readiness and post-secondary outcomes.	88%	<div style="display: flex; justify-content: space-around;"> <div style="width: 20px; height: 20px; border: 1px solid black; background-color: white;"></div> <div style="width: 20px; height: 20px; border: 1px solid black; background-color: white;"></div> <div style="width: 20px; height: 20px; border: 1px solid black; background-color: white;"></div> <div style="width: 20px; height: 20px; border: 1px solid black; background-color: blue;"></div> </div> <p style="text-align: center; color: blue;">MODEL</p>	11th of 70 (-10)	Peer Leader

## Maritime Academy Charter School

Governance	Charter	Report Type	High School
Address	2275 Bridge St. Philadelphia, PA 19137	Enrollment	281
Phone / Fax	215.535.4555 / 215.535.4398	Grade Range	9-12
Website	www.maritimecharter.org/	Admissions Category	Lottery
		Turnaround Model	N/A

### Welcome

The School Progress Report (SPR) provides parents, families, and community members with valuable information on the progress schools are making towards citywide goals. Each school receives a score and a corresponding performance tier at the overall and domain levels. Each school also receives two rankings: one within all schools of the same grade configuration (City Rank) and one within a peer group of schools with similar student demographics (Peer Rank). A school is designated a City Leader if it ranks first among all schools with the same grade configuration. A school is designated a Peer Leader if it ranks first in its peer group.

### Scoring Summary

TIER: ■ ■ ■ ■ INTERVENE (0-24%)    ■ ■ ■ WATCH (25-49%)    ■ ■ ■ REINFORCE (50-74%)    ■ ■ ■ MODEL (75-100%)

	<u>Score</u>	<u>Performance Tier</u>	<u>City Rank (Gap to Leader)</u>	<u>Peer Rank (Gap to Leader)</u>
<b>OVERALL</b> A school's overall score represents its combined performance on the Achievement, Progress, Climate, and College & Career (for high schools only) domains.	41%	<div style="display: flex; justify-content: space-around;"> <span style="border: 1px solid black; width: 15px; height: 15px; background-color: white;"></span> <span style="border: 1px solid black; width: 15px; height: 15px; background-color: orange;"></span> <span style="border: 1px solid black; width: 15px; height: 15px; background-color: white;"></span> <span style="border: 1px solid black; width: 15px; height: 15px; background-color: white;"></span> </div> <p style="text-align: center; color: orange;">WATCH</p>	29th of 71 (-41)	12th of 21 (-41)
<b>Achievement</b> The Achievement domain measures performance on standardized assessments, including PSSA, Keystone Exams, ACCESS for ELLs, and reading assessments.	23%	<div style="display: flex; justify-content: space-around;"> <span style="border: 1px solid black; width: 15px; height: 15px; background-color: purple;"></span> <span style="border: 1px solid black; width: 15px; height: 15px; background-color: white;"></span> <span style="border: 1px solid black; width: 15px; height: 15px; background-color: white;"></span> <span style="border: 1px solid black; width: 15px; height: 15px; background-color: white;"></span> </div> <p style="text-align: center; color: purple;">INTERVENE</p>	25th of 70 (-61)	13th of 21 (-43)
<b>Progress</b> The Progress domain measures growth on standardized assessments and progress towards graduation (for high schools only).	43%	<div style="display: flex; justify-content: space-around;"> <span style="border: 1px solid black; width: 15px; height: 15px; background-color: white;"></span> <span style="border: 1px solid black; width: 15px; height: 15px; background-color: orange;"></span> <span style="border: 1px solid black; width: 15px; height: 15px; background-color: white;"></span> <span style="border: 1px solid black; width: 15px; height: 15px; background-color: white;"></span> </div> <p style="text-align: center; color: orange;">WATCH</p>	22nd of 71 (-41)	7th of 21 (-41)
<b>Climate</b> The Climate domain measures school climate and student and parent/guardian engagement.	62%	<div style="display: flex; justify-content: space-around;"> <span style="border: 1px solid black; width: 15px; height: 15px; background-color: white;"></span> <span style="border: 1px solid black; width: 15px; height: 15px; background-color: white;"></span> <span style="border: 1px solid black; width: 15px; height: 15px; background-color: green;"></span> <span style="border: 1px solid black; width: 15px; height: 15px; background-color: white;"></span> </div> <p style="text-align: center; color: green;">REINFORCE</p>	26th of 72 (-38)	12th of 21 (-34)
<b>College &amp; Career</b> The College & Career domain measures college and career readiness and post-secondary outcomes.	47%	<div style="display: flex; justify-content: space-around;"> <span style="border: 1px solid black; width: 15px; height: 15px; background-color: white;"></span> <span style="border: 1px solid black; width: 15px; height: 15px; background-color: orange;"></span> <span style="border: 1px solid black; width: 15px; height: 15px; background-color: white;"></span> <span style="border: 1px solid black; width: 15px; height: 15px; background-color: white;"></span> </div> <p style="text-align: center; color: orange;">WATCH</p>	46th of 70 (-51)	19th of 21 (-51)



## Martin Luther King High School

Governance	District	Report Type	High School
Address	6100 Stenton Ave. Philadelphia, PA 19138	Enrollment	1,084
Phone / Fax	215.276.5253 / 215.276.5844	Grade Range	9-12
Website	www.philasd.org/schools/mlking	Admissions Category	Neighborhood
		Turnaround Model	Promise Academy

### Welcome

The School Progress Report (SPR) provides parents, families, and community members with valuable information on the progress schools are making towards citywide goals. Each school receives a score and a corresponding performance tier at the overall and domain levels. Each school also receives two rankings: one within all schools of the same grade configuration (City Rank) and one within a peer group of schools with similar student demographics (Peer Rank). A school is designated a City Leader if it ranks first among all schools with the same grade configuration. A school is designated a Peer Leader if it ranks first in its peer group.

### Scoring Summary

TIER: ■ □ □ □ INTERVENE (0-24%) □ ■ □ □ WATCH (25-49%) □ □ ■ □ REINFORCE (50-74%) □ □ □ ■ MODEL (75-100%)

	<u>Score</u>	<u>Performance Tier</u>	<u>City Rank (Gap to Leader)</u>	<u>Peer Rank (Gap to Leader)</u>
<b>OVERALL</b> A school's overall score represents its combined performance on the Achievement, Progress, Climate, and College & Career (for high schools only) domains.	Less than 10%	■ □ □ □ INTERVENE	71st of 71 (N/A)	27th of 27 (N/A)
<b>Achievement</b> The Achievement domain measures performance on standardized assessments, including PSSA, Keystone Exams, ACCESS for ELLs, and reading assessments.	Less than 10%	■ □ □ □ INTERVENE	66th of 70 (N/A)	23rd of 27 (N/A)
<b>Progress</b> The Progress domain measures growth on standardized assessments and progress towards graduation (for high schools only).	Less than 10%	■ □ □ □ INTERVENE	70th of 71 (N/A)	26th of 27 (N/A)
<b>Climate</b> The Climate domain measures school climate and student and parent/guardian engagement.	Less than 10%	■ □ □ □ INTERVENE	68th of 72 (N/A)	24th of 28 (N/A)
<b>College &amp; Career</b> The College & Career domain measures college and career readiness and post-secondary outcomes.	Less than 10%	■ □ □ □ INTERVENE	64th of 70 (N/A)	20th of 26 (N/A)

## Mastery Charter School at Gratz

Governance	Charter	Report Type	High School
Address	1798 W. Hunting Park Ave. Philadelphia, PA 19140	Enrollment	1,193
Phone / Fax	215.227.4408 / 215.227.3694	Grade Range	9-12
Website	www.masterycharter.org/schools/simon-gratz-campus/	Admissions Category	Neighborhood
		Turnaround Model	Renaissance Charter

## Welcome

The School Progress Report (SPR) provides parents, families, and community members with valuable information on the progress schools are making towards citywide goals. Each school receives a score and a corresponding performance tier at the overall and domain levels. Each school also receives two rankings: one within all schools of the same grade configuration (City Rank) and one within a peer group of schools with similar student demographics (Peer Rank). A school is designated a City Leader if it ranks first among all schools with the same grade configuration. A school is designated a Peer Leader if it ranks first in its peer group.

## Scoring Summary

TIER: ■ □ □ □ INTERVENE (0-24%) □ ■ □ □ WATCH (25-49%) □ □ ■ □ REINFORCE (50-74%) □ □ □ ■ MODEL (75-100%)

	<u>Score</u>	<u>Performance Tier</u>	<u>City Rank (Gap to Leader)</u>	<u>Peer Rank (Gap to Leader)</u>
<h3>OVERALL</h3> <p>A school's overall score represents its combined performance on the Achievement, Progress, Climate, and College &amp; Career (for high schools only) domains.</p>	18%	<span style="display: inline-block; width: 15px; height: 15px; background-color: purple; border: 1px solid black;"></span> <span style="display: inline-block; width: 15px; height: 15px; background-color: white; border: 1px solid black;"></span> <span style="display: inline-block; width: 15px; height: 15px; background-color: white; border: 1px solid black;"></span> <span style="display: inline-block; width: 15px; height: 15px; background-color: white; border: 1px solid black;"></span> <b>INTERVENE</b>	54th of 71 (-64)	13th of 27 (-47)
<h3>Achievement</h3> <p>The Achievement domain measures performance on standardized assessments, including PSSA, Keystone Exams, ACCESS for ELLs, and reading assessments.</p>	13%	<span style="display: inline-block; width: 15px; height: 15px; background-color: purple; border: 1px solid black;"></span> <span style="display: inline-block; width: 15px; height: 15px; background-color: white; border: 1px solid black;"></span> <span style="display: inline-block; width: 15px; height: 15px; background-color: white; border: 1px solid black;"></span> <span style="display: inline-block; width: 15px; height: 15px; background-color: white; border: 1px solid black;"></span> <b>INTERVENE</b>	36th of 70 (-71)	5th of 27 (-25)
<h3>Progress</h3> <p>The Progress domain measures growth on standardized assessments and progress towards graduation (for high schools only).</p>	25%	<span style="display: inline-block; width: 15px; height: 15px; background-color: white; border: 1px solid black;"></span> <span style="display: inline-block; width: 15px; height: 15px; background-color: orange; border: 1px solid black;"></span> <span style="display: inline-block; width: 15px; height: 15px; background-color: white; border: 1px solid black;"></span> <span style="display: inline-block; width: 15px; height: 15px; background-color: white; border: 1px solid black;"></span> <b>WATCH</b>	43rd of 71 (-59)	9th of 27 (-47)
<h3>Climate</h3> <p>The Climate domain measures school climate and student and parent/guardian engagement.</p>	16%	<span style="display: inline-block; width: 15px; height: 15px; background-color: purple; border: 1px solid black;"></span> <span style="display: inline-block; width: 15px; height: 15px; background-color: white; border: 1px solid black;"></span> <span style="display: inline-block; width: 15px; height: 15px; background-color: white; border: 1px solid black;"></span> <span style="display: inline-block; width: 15px; height: 15px; background-color: white; border: 1px solid black;"></span> <b>INTERVENE</b>	60th of 72 (-84)	18th of 28 (-62)
<h3>College &amp; Career</h3> <p>The College &amp; Career domain measures college and career readiness and post-secondary outcomes.</p>	12%	<span style="display: inline-block; width: 15px; height: 15px; background-color: purple; border: 1px solid black;"></span> <span style="display: inline-block; width: 15px; height: 15px; background-color: white; border: 1px solid black;"></span> <span style="display: inline-block; width: 15px; height: 15px; background-color: white; border: 1px solid black;"></span> <span style="display: inline-block; width: 15px; height: 15px; background-color: white; border: 1px solid black;"></span> <b>INTERVENE</b>	62nd of 70 (-86)	18th of 26 (-73)

## Mastery Charter School at Hardy Williams Academy

Governance	Charter	Report Type	High School
Address	5400 Warrington St. Philadelphia, PA 19143	Enrollment	206
Phone / Fax	215.724.2343 / 215.724.2374	Grade Range	9-10
Website	www.masterycharter.org/schools/hardy-williams-campus	Admissions Category	Lottery with Preference
		Turnaround Model	N/A

### Welcome

The School Progress Report (SPR) provides parents, families, and community members with valuable information on the progress schools are making towards citywide goals. Each school receives a score and a corresponding performance tier at the overall and domain levels. Each school also receives two rankings: one within all schools of the same grade configuration (City Rank) and one within a peer group of schools with similar student demographics (Peer Rank). A school is designated a City Leader if it ranks first among all schools with the same grade configuration. A school is designated a Peer Leader if it ranks first in its peer group.

### Scoring Summary

TIER: ■ □ □ □ INTERVENE (0-24%)    □ ■ □ □ WATCH (25-49%)    □ □ ■ □ REINFORCE (50-74%)    □ □ □ ■ MODEL (75-100%)

	<u>Score</u>	<u>Performance Tier</u>	<u>City Rank (Gap to Leader)</u>	<u>Peer Rank (Gap to Leader)</u>
<h3>OVERALL</h3> <p>A school's overall score represents its combined performance on the Achievement, Progress, Climate, and College &amp; Career (for high schools only) domains.</p>	52%	<div style="display: flex; justify-content: space-around;"> <div style="border: 1px solid black; width: 20px; height: 20px; background-color: white;"></div> <div style="border: 1px solid black; width: 20px; height: 20px; background-color: white;"></div> <div style="border: 1px solid black; width: 20px; height: 20px; background-color: green;"></div> <div style="border: 1px solid black; width: 20px; height: 20px; background-color: white;"></div> </div> <p style="text-align: center; color: green;">REINFORCE</p>	17th of 71 (-30)	2nd of 27 (-13)
<h3>Achievement</h3> <p>The Achievement domain measures performance on standardized assessments, including PSSA, Keystone Exams, ACCESS for ELLs, and reading assessments.</p>	27%	<div style="display: flex; justify-content: space-around;"> <div style="border: 1px solid black; width: 20px; height: 20px; background-color: white;"></div> <div style="border: 1px solid black; width: 20px; height: 20px; background-color: orange;"></div> <div style="border: 1px solid black; width: 20px; height: 20px; background-color: white;"></div> <div style="border: 1px solid black; width: 20px; height: 20px; background-color: white;"></div> </div> <p style="text-align: center; color: orange;">WATCH</p>	20th of 70 (-57)	3rd of 27 (-11)
<h3>Progress</h3> <p>The Progress domain measures growth on standardized assessments and progress towards graduation (for high schools only).</p>	71%	<div style="display: flex; justify-content: space-around;"> <div style="border: 1px solid black; width: 20px; height: 20px; background-color: white;"></div> <div style="border: 1px solid black; width: 20px; height: 20px; background-color: white;"></div> <div style="border: 1px solid black; width: 20px; height: 20px; background-color: green;"></div> <div style="border: 1px solid black; width: 20px; height: 20px; background-color: white;"></div> </div> <p style="text-align: center; color: green;">REINFORCE</p>	6th of 71 (-13)	2nd of 27 (-1)
<h3>Climate</h3> <p>The Climate domain measures school climate and student and parent/guardian engagement.</p>	51%	<div style="display: flex; justify-content: space-around;"> <div style="border: 1px solid black; width: 20px; height: 20px; background-color: white;"></div> <div style="border: 1px solid black; width: 20px; height: 20px; background-color: white;"></div> <div style="border: 1px solid black; width: 20px; height: 20px; background-color: green;"></div> <div style="border: 1px solid black; width: 20px; height: 20px; background-color: white;"></div> </div> <p style="text-align: center; color: green;">REINFORCE</p>	33rd of 72 (-49)	5th of 28 (-27)
<h3>College &amp; Career</h3> <p>The College &amp; Career domain measures college and career readiness and post-secondary outcomes.</p>	—————	Not Applicable	—————	—————

## Mastery Charter School at Lenfest Campus

Governance	Charter	Report Type	High School
Address	35 S. 4th St. Philadelphia, PA 19106	Enrollment	337
Phone / Fax	215.922.1902 / 215.922.1903	Grade Range	9-12
Website	www.masterycharter.org/schools/middle-and-high-schools/lenfest-campus/	Admissions Category	Lottery with Preference
		Turnaround Model	N/A

### Welcome

The School Progress Report (SPR) provides parents, families, and community members with valuable information on the progress schools are making towards citywide goals. Each school receives a score and a corresponding performance tier at the overall and domain levels. Each school also receives two rankings: one within all schools of the same grade configuration (City Rank) and one within a peer group of schools with similar student demographics (Peer Rank). A school is designated a City Leader if it ranks first among all schools with the same grade configuration. A school is designated a Peer Leader if it ranks first in its peer group.

### Scoring Summary

TIER: ■ ■ ■ ■ INTERVENE (0-24%)    ■ ■ ■ WATCH (25-49%)    ■ ■ ■ REINFORCE (50-74%)    ■ ■ ■ MODEL (75-100%)

	<u>Score</u>	<u>Performance Tier</u>	<u>City Rank (Gap to Leader)</u>	<u>Peer Rank (Gap to Leader)</u>
<b>OVERALL</b> A school's overall score represents its combined performance on the Achievement, Progress, Climate, and College & Career (for high schools only) domains.	47%	<div style="display: flex; justify-content: space-around;"> <div style="border: 1px solid black; width: 20px; height: 20px; background-color: white;"></div> <div style="border: 1px solid black; width: 20px; height: 20px; background-color: orange;"></div> <div style="border: 1px solid black; width: 20px; height: 20px; background-color: white;"></div> <div style="border: 1px solid black; width: 20px; height: 20px; background-color: white;"></div> </div> <p style="text-align: center; color: orange;">WATCH</p>	21st of 71 (-35)	5th of 18 (-11)
<b>Achievement</b> The Achievement domain measures performance on standardized assessments, including PSSA, Keystone Exams, ACCESS for ELLs, and reading assessments.	34%	<div style="display: flex; justify-content: space-around;"> <div style="border: 1px solid black; width: 20px; height: 20px; background-color: white;"></div> <div style="border: 1px solid black; width: 20px; height: 20px; background-color: orange;"></div> <div style="border: 1px solid black; width: 20px; height: 20px; background-color: white;"></div> <div style="border: 1px solid black; width: 20px; height: 20px; background-color: white;"></div> </div> <p style="text-align: center; color: orange;">WATCH</p>	15th of 70 (-50)	Peer Leader
<b>Progress</b> The Progress domain measures growth on standardized assessments and progress towards graduation (for high schools only).	28%	<div style="display: flex; justify-content: space-around;"> <div style="border: 1px solid black; width: 20px; height: 20px; background-color: white;"></div> <div style="border: 1px solid black; width: 20px; height: 20px; background-color: orange;"></div> <div style="border: 1px solid black; width: 20px; height: 20px; background-color: white;"></div> <div style="border: 1px solid black; width: 20px; height: 20px; background-color: white;"></div> </div> <p style="text-align: center; color: orange;">WATCH</p>	37th of 71 (-56)	12th of 18 (-44)
<b>Climate</b> The Climate domain measures school climate and student and parent/guardian engagement.	80%	<div style="display: flex; justify-content: space-around;"> <div style="border: 1px solid black; width: 20px; height: 20px; background-color: white;"></div> <div style="border: 1px solid black; width: 20px; height: 20px; background-color: white;"></div> <div style="border: 1px solid black; width: 20px; height: 20px; background-color: white;"></div> <div style="border: 1px solid black; width: 20px; height: 20px; background-color: blue;"></div> </div> <p style="text-align: center; color: blue;">MODEL</p>	12th of 72 (-20)	2nd of 18 (-5)
<b>College &amp; Career</b> The College & Career domain measures college and career readiness and post-secondary outcomes.	78%	<div style="display: flex; justify-content: space-around;"> <div style="border: 1px solid black; width: 20px; height: 20px; background-color: white;"></div> <div style="border: 1px solid black; width: 20px; height: 20px; background-color: white;"></div> <div style="border: 1px solid black; width: 20px; height: 20px; background-color: white;"></div> <div style="border: 1px solid black; width: 20px; height: 20px; background-color: blue;"></div> </div> <p style="text-align: center; color: blue;">MODEL</p>	20th of 70 (-20)	5th of 18 (-10)

## Mastery Charter School at Pickett Campus

Governance	Charter	Report Type	High School
Address	5700 Wayne Ave. Philadelphia, PA 19144	Enrollment	468
Phone / Fax	215.866.9000 / 215.866.9001	Grade Range	9-12
Website	www.masterycharter.org/schools/pickett-campus/	Admissions Category	Lottery with Preference
		Turnaround Model	N/A

### Welcome

The School Progress Report (SPR) provides parents, families, and community members with valuable information on the progress schools are making towards citywide goals. Each school receives a score and a corresponding performance tier at the overall and domain levels. Each school also receives two rankings: one within all schools of the same grade configuration (City Rank) and one within a peer group of schools with similar student demographics (Peer Rank). A school is designated a City Leader if it ranks first among all schools with the same grade configuration. A school is designated a Peer Leader if it ranks first in its peer group.

### Scoring Summary

TIER: ■ ■ ■ ■ INTERVENE (0-24%)    ■ ■ ■ WATCH (25-49%)    ■ ■ ■ REINFORCE (50-74%)    ■ ■ ■ MODEL (75-100%)

	<u>Score</u>	<u>Performance Tier</u>	<u>City Rank (Gap to Leader)</u>	<u>Peer Rank (Gap to Leader)</u>
<b>OVERALL</b>				
A school's overall score represents its combined performance on the Achievement, Progress, Climate, and College & Career (for high schools only) domains.	49%	<div style="display: flex; justify-content: space-around;"> <div style="width: 20px; height: 20px; border: 1px solid black; background-color: white;"></div> <div style="width: 20px; height: 20px; border: 1px solid black; background-color: orange;"></div> <div style="width: 20px; height: 20px; border: 1px solid black; background-color: white;"></div> <div style="width: 20px; height: 20px; border: 1px solid black; background-color: white;"></div> </div> <p style="text-align: center; color: orange;">WATCH</p>	19th of 71 (-33)	3rd of 27 (-16)
<b>Achievement</b>				
The Achievement domain measures performance on standardized assessments, including PSSA, Keystone Exams, ACCESS for ELLs, and reading assessments.	32%	<div style="display: flex; justify-content: space-around;"> <div style="width: 20px; height: 20px; border: 1px solid black; background-color: white;"></div> <div style="width: 20px; height: 20px; border: 1px solid black; background-color: orange;"></div> <div style="width: 20px; height: 20px; border: 1px solid black; background-color: white;"></div> <div style="width: 20px; height: 20px; border: 1px solid black; background-color: white;"></div> </div> <p style="text-align: center; color: orange;">WATCH</p>	16th of 70 (-52)	2nd of 27 (-6)
<b>Progress</b>				
The Progress domain measures growth on standardized assessments and progress towards graduation (for high schools only).	50%	<div style="display: flex; justify-content: space-around;"> <div style="width: 20px; height: 20px; border: 1px solid black; background-color: white;"></div> <div style="width: 20px; height: 20px; border: 1px solid black; background-color: white;"></div> <div style="width: 20px; height: 20px; border: 1px solid black; background-color: green;"></div> <div style="width: 20px; height: 20px; border: 1px solid black; background-color: white;"></div> </div> <p style="text-align: center; color: green;">REINFORCE</p>	17th of 71 (-34)	4th of 27 (-22)
<b>Climate</b>				
The Climate domain measures school climate and student and parent/guardian engagement.	61%	<div style="display: flex; justify-content: space-around;"> <div style="width: 20px; height: 20px; border: 1px solid black; background-color: white;"></div> <div style="width: 20px; height: 20px; border: 1px solid black; background-color: white;"></div> <div style="width: 20px; height: 20px; border: 1px solid black; background-color: green;"></div> <div style="width: 20px; height: 20px; border: 1px solid black; background-color: white;"></div> </div> <p style="text-align: center; color: green;">REINFORCE</p>	27th of 72 (-39)	2nd of 28 (-17)
<b>College &amp; Career</b>				
The College & Career domain measures college and career readiness and post-secondary outcomes.	68%	<div style="display: flex; justify-content: space-around;"> <div style="width: 20px; height: 20px; border: 1px solid black; background-color: white;"></div> <div style="width: 20px; height: 20px; border: 1px solid black; background-color: white;"></div> <div style="width: 20px; height: 20px; border: 1px solid black; background-color: green;"></div> <div style="width: 20px; height: 20px; border: 1px solid black; background-color: white;"></div> </div> <p style="text-align: center; color: green;">REINFORCE</p>	28th of 70 (-30)	4th of 26 (-17)

## Mastery Charter School at Shoemaker Campus

Governance	Charter	Report Type	High School
Address	5301 Media St. Philadelphia, PA 19131	Enrollment	469
Phone / Fax	267.296.7111 / 267.296.7112	Grade Range	9-12
Website	www.masterycharter.org/schools/shoemaker-campus/about-shoemaker.html	Admissions Category	Lottery with Preference
		Turnaround Model	N/A

### Welcome

The School Progress Report (SPR) provides parents, families, and community members with valuable information on the progress schools are making towards citywide goals. Each school receives a score and a corresponding performance tier at the overall and domain levels. Each school also receives two rankings: one within all schools of the same grade configuration (City Rank) and one within a peer group of schools with similar student demographics (Peer Rank). A school is designated a City Leader if it ranks first among all schools with the same grade configuration. A school is designated a Peer Leader if it ranks first in its peer group.

### Scoring Summary

TIER: ■ □ □ □ INTERVENE (0-24%)    □ ■ □ □ WATCH (25-49%)    □ □ ■ □ REINFORCE (50-74%)    □ □ □ ■ MODEL (75-100%)

	<u>Score</u>	<u>Performance Tier</u>	<u>City Rank (Gap to Leader)</u>	<u>Peer Rank (Gap to Leader)</u>
<h3>OVERALL</h3> <p>A school's overall score represents its combined performance on the Achievement, Progress, Climate, and College &amp; Career (for high schools only) domains.</p>	65%	<div style="display: flex; justify-content: space-around;"> <div style="border: 1px solid gray; width: 20px; height: 20px; background-color: white;"></div> <div style="border: 1px solid gray; width: 20px; height: 20px; background-color: white;"></div> <div style="border: 1px solid gray; width: 20px; height: 20px; background-color: green;"></div> <div style="border: 1px solid gray; width: 20px; height: 20px; background-color: white;"></div> </div> <p style="text-align: center; color: green;">REINFORCE</p>	8th of 71 (-17)	Peer Leader
<h3>Achievement</h3> <p>The Achievement domain measures performance on standardized assessments, including PSSA, Keystone Exams, ACCESS for ELLs, and reading assessments.</p>	38%	<div style="display: flex; justify-content: space-around;"> <div style="border: 1px solid gray; width: 20px; height: 20px; background-color: white;"></div> <div style="border: 1px solid gray; width: 20px; height: 20px; background-color: orange;"></div> <div style="border: 1px solid gray; width: 20px; height: 20px; background-color: white;"></div> <div style="border: 1px solid gray; width: 20px; height: 20px; background-color: white;"></div> </div> <p style="text-align: center; color: orange;">WATCH</p>	12th of 70 (-46)	Peer Leader
<h3>Progress</h3> <p>The Progress domain measures growth on standardized assessments and progress towards graduation (for high schools only).</p>	72%	<div style="display: flex; justify-content: space-around;"> <div style="border: 1px solid gray; width: 20px; height: 20px; background-color: white;"></div> <div style="border: 1px solid gray; width: 20px; height: 20px; background-color: white;"></div> <div style="border: 1px solid gray; width: 20px; height: 20px; background-color: green;"></div> <div style="border: 1px solid gray; width: 20px; height: 20px; background-color: white;"></div> </div> <p style="text-align: center; color: green;">REINFORCE</p>	4th of 71 (-12)	Peer Leader
<h3>Climate</h3> <p>The Climate domain measures school climate and student and parent/guardian engagement.</p>	78%	<div style="display: flex; justify-content: space-around;"> <div style="border: 1px solid gray; width: 20px; height: 20px; background-color: white;"></div> <div style="border: 1px solid gray; width: 20px; height: 20px; background-color: white;"></div> <div style="border: 1px solid gray; width: 20px; height: 20px; background-color: white;"></div> <div style="border: 1px solid gray; width: 20px; height: 20px; background-color: blue;"></div> </div> <p style="text-align: center; color: blue;">MODEL</p>	15th of 72 (-22)	Peer Leader
<h3>College &amp; Career</h3> <p>The College &amp; Career domain measures college and career readiness and post-secondary outcomes.</p>	84%	<div style="display: flex; justify-content: space-around;"> <div style="border: 1px solid gray; width: 20px; height: 20px; background-color: white;"></div> <div style="border: 1px solid gray; width: 20px; height: 20px; background-color: white;"></div> <div style="border: 1px solid gray; width: 20px; height: 20px; background-color: white;"></div> <div style="border: 1px solid gray; width: 20px; height: 20px; background-color: blue;"></div> </div> <p style="text-align: center; color: blue;">MODEL</p>	16th of 70 (-14)	2nd of 26 (-1)

# Mastery Charter School at Thomas Campus

Governance	Charter	Report Type	High School
Address	927 Johnston St. Philadelphia, PA 19148	Enrollment	423
Phone / Fax	267.236.0036 / 267.236.0030	Grade Range	9-12
Website	www.masterycharter.org/schools/thomas-campus/	Admissions Category	Lottery with Preference
		Turnaround Model	N/A

## Welcome

The School Progress Report (SPR) provides parents, families, and community members with valuable information on the progress schools are making towards citywide goals. Each school receives a score and a corresponding performance tier at the overall and domain levels. Each school also receives two rankings: one within all schools of the same grade configuration (City Rank) and one within a peer group of schools with similar student demographics (Peer Rank). A school is designated a City Leader if it ranks first among all schools with the same grade configuration. A school is designated a Peer Leader if it ranks first in its peer group.

## Scoring Summary

TIER: ■ □ □ □ INTERVENE (0-24%)    □ ■ □ □ WATCH (25-49%)    □ □ ■ □ REINFORCE (50-74%)    □ □ □ ■ MODEL (75-100%)

	<u>Score</u>	<u>Performance Tier</u>	<u>City Rank (Gap to Leader)</u>	<u>Peer Rank (Gap to Leader)</u>
<h3>OVERALL</h3> <p>A school's overall score represents its combined performance on the Achievement, Progress, Climate, and College &amp; Career (for high schools only) domains.</p>	55%	<div style="display: flex; justify-content: space-around;"> <span>□ □ ■ □</span> </div> <p style="text-align: center; color: green;">REINFORCE</p>	15th of 71 (-27)	7th of 21 (-27)
<h3>Achievement</h3> <p>The Achievement domain measures performance on standardized assessments, including PSSA, Keystone Exams, ACCESS for ELLs, and reading assessments.</p>	42%	<div style="display: flex; justify-content: space-around;"> <span>□ ■ □ □</span> </div> <p style="text-align: center; color: orange;">WATCH</p>	11th of 70 (-42)	7th of 21 (-24)
<h3>Progress</h3> <p>The Progress domain measures growth on standardized assessments and progress towards graduation (for high schools only).</p>	48%	<div style="display: flex; justify-content: space-around;"> <span>□ ■ □ □</span> </div> <p style="text-align: center; color: orange;">WATCH</p>	19th of 71 (-36)	6th of 21 (-36)
<h3>Climate</h3> <p>The Climate domain measures school climate and student and parent/guardian engagement.</p>	79%	<div style="display: flex; justify-content: space-around;"> <span>□ □ □ ■</span> </div> <p style="text-align: center; color: blue;">MODEL</p>	14th of 72 (-21)	6th of 21 (-17)
<h3>College &amp; Career</h3> <p>The College &amp; Career domain measures college and career readiness and post-secondary outcomes.</p>	65%	<div style="display: flex; justify-content: space-around;"> <span>□ □ ■ □</span> </div> <p style="text-align: center; color: green;">REINFORCE</p>	30th of 70 (-33)	11th of 21 (-33)

## Math, Civics and Sciences Charter School

Governance	Charter	Report Type	High School
Address	447 N. Broad St. Philadelphia, PA 19123	Enrollment	303
Phone / Fax	215.923.4880 / 215.923.4859	Grade Range	9-12
Website	www.mcscs.org/	Admissions Category	Lottery
		Turnaround Model	N/A

### Welcome

The School Progress Report (SPR) provides parents, families, and community members with valuable information on the progress schools are making towards citywide goals. Each school receives a score and a corresponding performance tier at the overall and domain levels. Each school also receives two rankings: one within all schools of the same grade configuration (City Rank) and one within a peer group of schools with similar student demographics (Peer Rank). A school is designated a City Leader if it ranks first among all schools with the same grade configuration. A school is designated a Peer Leader if it ranks first in its peer group.

### Scoring Summary

TIER: ■ ■ ■ ■ INTERVENE (0-24%)    ■ ■ ■ WATCH (25-49%)    ■ ■ ■ REINFORCE (50-74%)    ■ ■ ■ MODEL (75-100%)

	<u>Score</u>	<u>Performance Tier</u>	<u>City Rank (Gap to Leader)</u>	<u>Peer Rank (Gap to Leader)</u>
<b>OVERALL</b> A school's overall score represents its combined performance on the Achievement, Progress, Climate, and College & Career (for high schools only) domains.	41%	<div style="display: flex; justify-content: space-around;"> <span style="border: 1px solid black; width: 15px; height: 15px; background-color: white;"></span> <span style="border: 1px solid black; width: 15px; height: 15px; background-color: orange;"></span> <span style="border: 1px solid black; width: 15px; height: 15px; background-color: white;"></span> <span style="border: 1px solid black; width: 15px; height: 15px; background-color: white;"></span> </div> <p style="text-align: center; color: orange;">WATCH</p>	29th of 71 (-41)	9th of 18 (-17)
<b>Achievement</b> The Achievement domain measures performance on standardized assessments, including PSSA, Keystone Exams, ACCESS for ELLs, and reading assessments.	16%	<div style="display: flex; justify-content: space-around;"> <span style="border: 1px solid black; width: 15px; height: 15px; background-color: purple;"></span> <span style="border: 1px solid black; width: 15px; height: 15px; background-color: white;"></span> <span style="border: 1px solid black; width: 15px; height: 15px; background-color: white;"></span> <span style="border: 1px solid black; width: 15px; height: 15px; background-color: white;"></span> </div> <p style="text-align: center; color: purple;">INTERVENE</p>	33rd of 70 (-68)	10th of 18 (-18)
<b>Progress</b> The Progress domain measures growth on standardized assessments and progress towards graduation (for high schools only).	48%	<div style="display: flex; justify-content: space-around;"> <span style="border: 1px solid black; width: 15px; height: 15px; background-color: white;"></span> <span style="border: 1px solid black; width: 15px; height: 15px; background-color: orange;"></span> <span style="border: 1px solid black; width: 15px; height: 15px; background-color: white;"></span> <span style="border: 1px solid black; width: 15px; height: 15px; background-color: white;"></span> </div> <p style="text-align: center; color: orange;">WATCH</p>	19th of 71 (-36)	5th of 18 (-24)
<b>Climate</b> The Climate domain measures school climate and student and parent/guardian engagement.	45%	<div style="display: flex; justify-content: space-around;"> <span style="border: 1px solid black; width: 15px; height: 15px; background-color: white;"></span> <span style="border: 1px solid black; width: 15px; height: 15px; background-color: orange;"></span> <span style="border: 1px solid black; width: 15px; height: 15px; background-color: white;"></span> <span style="border: 1px solid black; width: 15px; height: 15px; background-color: white;"></span> </div> <p style="text-align: center; color: orange;">WATCH</p>	41st of 72 (-55)	15th of 18 (-40)
<b>College &amp; Career</b> The College & Career domain measures college and career readiness and post-secondary outcomes.	84%	<div style="display: flex; justify-content: space-around;"> <span style="border: 1px solid black; width: 15px; height: 15px; background-color: white;"></span> <span style="border: 1px solid black; width: 15px; height: 15px; background-color: white;"></span> <span style="border: 1px solid black; width: 15px; height: 15px; background-color: white;"></span> <span style="border: 1px solid black; width: 15px; height: 15px; background-color: blue;"></span> </div> <p style="text-align: center; color: blue;">MODEL</p>	16th of 70 (-14)	4th of 18 (-4)



# Mathematics, Science, and Technology Community Charter School






Governance	Charter	Report Type	High School
Address	1800 Byberry Rd.	Enrollment	433
	Philadelphia, PA 19116	Grade Range	9-12
Phone / Fax	267.348.1100 / 267.348.1217	Admissions Category	Lottery
Website	www.mastccs.org/	Turnaround Model	N/A

## Welcome

The School Progress Report (SPR) provides parents, families, and community members with valuable information on the progress schools are making towards citywide goals. Each school receives a score and a corresponding performance tier at the overall and domain levels. Each school also receives two rankings: one within all schools of the same grade configuration (City Rank) and one within a peer group of schools with similar student demographics (Peer Rank). A school is designated a City Leader if it ranks first among all schools with the same grade configuration. A school is designated a Peer Leader if it ranks first in its peer group.

## Scoring Summary

TIER: ■ ■ ■ ■ INTERVENE (0-24%)    ■ ■ ■ WATCH (25-49%)    ■ ■ ■ REINFORCE (50-74%)    ■ ■ ■ MODEL (75-100%)

	<u>Score</u>	<u>Performance Tier</u>	<u>City Rank (Gap to Leader)</u>	<u>Peer Rank (Gap to Leader)</u>
<b>OVERALL</b> A school's overall score represents its combined performance on the Achievement, Progress, Climate, and College & Career (for high schools only) domains.	76%	 MODEL	4th of 71 (-6)	3rd of 5 (-4)
<b>Achievement</b> The Achievement domain measures performance on standardized assessments, including PSSA, Keystone Exams, ACCESS for ELLs, and reading assessments.	58%	 REINFORCE	5th of 70 (-26)	3rd of 4 (-26)
<b>Progress</b> The Progress domain measures growth on standardized assessments and progress towards graduation (for high schools only).	77%	 MODEL	2nd of 71 (-7)	Peer Leader
<b>Climate</b> The Climate domain measures school climate and student and parent/guardian engagement.	88%	 MODEL	8th of 72 (-12)	5th of 5 (-12)
<b>College &amp; Career</b> The College & Career domain measures college and career readiness and post-secondary outcomes.	92%	 MODEL	7th of 70 (-6)	4th of 5 (-6)

## Motivation High School

Governance	District	Report Type	High School
Address	5900 Baltimore Ave. Philadelphia, PA 19143	Enrollment	240
Phone / Fax	215.471.2906 / 215.492.6924	Grade Range	9-12
Website	www.philasd.org/schools/motivation	Admissions Category	Special Admission
		Turnaround Model	N/A

## Welcome

The School Progress Report (SPR) provides parents, families, and community members with valuable information on the progress schools are making towards citywide goals. Each school receives a score and a corresponding performance tier at the overall and domain levels. Each school also receives two rankings: one within all schools of the same grade configuration (City Rank) and one within a peer group of schools with similar student demographics (Peer Rank). A school is designated a City Leader if it ranks first among all schools with the same grade configuration. A school is designated a Peer Leader if it ranks first in its peer group.

## Scoring Summary

TIER: ■ □ □ □ INTERVENE (0-24%)    □ ■ □ □ WATCH (25-49%)    □ □ ■ □ REINFORCE (50-74%)    □ □ □ ■ MODEL (75-100%)

	<u>Score</u>	<u>Performance Tier</u>	<u>City Rank (Gap to Leader)</u>	<u>Peer Rank (Gap to Leader)</u>
<h3>OVERALL</h3> <p>A school's overall score represents its combined performance on the Achievement, Progress, Climate, and College &amp; Career (for high schools only) domains.</p>	45%	<span style="color: orange;">□ ■ □ □</span> WATCH	24th of 71 (-37)	7th of 18 (-13)
<h3>Achievement</h3> <p>The Achievement domain measures performance on standardized assessments, including PSSA, Keystone Exams, ACCESS for ELLs, and reading assessments.</p>	26%	<span style="color: orange;">□ ■ □ □</span> WATCH	21st of 70 (-58)	4th of 18 (-8)
<h3>Progress</h3> <p>The Progress domain measures growth on standardized assessments and progress towards graduation (for high schools only).</p>	38%	<span style="color: orange;">□ ■ □ □</span> WATCH	28th of 71 (-46)	9th of 18 (-34)
<h3>Climate</h3> <p>The Climate domain measures school climate and student and parent/guardian engagement.</p>	59%	<span style="color: green;">□ □ ■ □</span> REINFORCE	29th of 72 (-41)	9th of 18 (-26)
<h3>College &amp; Career</h3> <p>The College &amp; Career domain measures college and career readiness and post-secondary outcomes.</p>	86%	<span style="color: blue;">□ □ □ ■</span> MODEL	13th of 70 (-12)	3rd of 18 (-2)

## Multi-Cultural Academy Charter School

Governance	Charter	Report Type	High School
Address	3821 N. Broad St. Philadelphia, PA 19140	Enrollment	249
Phone / Fax	215.227.0513 / 215.227.0415	Grade Range	9-12
Website	www.macs.k12.pa.us/	Admissions Category	Lottery
		Turnaround Model	N/A

### Welcome

The School Progress Report (SPR) provides parents, families, and community members with valuable information on the progress schools are making towards citywide goals. Each school receives a score and a corresponding performance tier at the overall and domain levels. Each school also receives two rankings: one within all schools of the same grade configuration (City Rank) and one within a peer group of schools with similar student demographics (Peer Rank). A school is designated a City Leader if it ranks first among all schools with the same grade configuration. A school is designated a Peer Leader if it ranks first in its peer group.

### Scoring Summary

TIER: ■ ■ ■ ■ INTERVENE (0-24%)    ■ ■ ■ WATCH (25-49%)    ■ ■ ■ REINFORCE (50-74%)    ■ ■ ■ MODEL (75-100%)

	<u>Score</u>	<u>Performance Tier</u>	<u>City Rank (Gap to Leader)</u>	<u>Peer Rank (Gap to Leader)</u>
<b>OVERALL</b> A school's overall score represents its combined performance on the Achievement, Progress, Climate, and College & Career (for high schools only) domains.	47%	<div style="display: flex; justify-content: space-around;"> <span style="border: 1px solid black; width: 15px; height: 15px; background-color: white;"></span> <span style="border: 1px solid black; width: 15px; height: 15px; background-color: orange;"></span> <span style="border: 1px solid black; width: 15px; height: 15px; background-color: white;"></span> <span style="border: 1px solid black; width: 15px; height: 15px; background-color: white;"></span> </div> <p style="text-align: center; color: orange;">WATCH</p>	21st of 71 (-35)	5th of 18 (-11)
<b>Achievement</b> The Achievement domain measures performance on standardized assessments, including PSSA, Keystone Exams, ACCESS for ELLs, and reading assessments.	21%	<div style="display: flex; justify-content: space-around;"> <span style="border: 1px solid black; width: 15px; height: 15px; background-color: purple;"></span> <span style="border: 1px solid black; width: 15px; height: 15px; background-color: white;"></span> <span style="border: 1px solid black; width: 15px; height: 15px; background-color: white;"></span> <span style="border: 1px solid black; width: 15px; height: 15px; background-color: white;"></span> </div> <p style="text-align: center; color: purple;">INTERVENE</p>	28th of 70 (-63)	7th of 18 (-13)
<b>Progress</b> The Progress domain measures growth on standardized assessments and progress towards graduation (for high schools only).	47%	<div style="display: flex; justify-content: space-around;"> <span style="border: 1px solid black; width: 15px; height: 15px; background-color: white;"></span> <span style="border: 1px solid black; width: 15px; height: 15px; background-color: orange;"></span> <span style="border: 1px solid black; width: 15px; height: 15px; background-color: white;"></span> <span style="border: 1px solid black; width: 15px; height: 15px; background-color: white;"></span> </div> <p style="text-align: center; color: orange;">WATCH</p>	21st of 71 (-37)	6th of 18 (-25)
<b>Climate</b> The Climate domain measures school climate and student and parent/guardian engagement.	71%	<div style="display: flex; justify-content: space-around;"> <span style="border: 1px solid black; width: 15px; height: 15px; background-color: white;"></span> <span style="border: 1px solid black; width: 15px; height: 15px; background-color: white;"></span> <span style="border: 1px solid black; width: 15px; height: 15px; background-color: green;"></span> <span style="border: 1px solid black; width: 15px; height: 15px; background-color: white;"></span> </div> <p style="text-align: center; color: green;">REINFORCE</p>	19th of 72 (-29)	5th of 18 (-14)
<b>College &amp; Career</b> The College & Career domain measures college and career readiness and post-secondary outcomes.	73%	<div style="display: flex; justify-content: space-around;"> <span style="border: 1px solid black; width: 15px; height: 15px; background-color: white;"></span> <span style="border: 1px solid black; width: 15px; height: 15px; background-color: white;"></span> <span style="border: 1px solid black; width: 15px; height: 15px; background-color: green;"></span> <span style="border: 1px solid black; width: 15px; height: 15px; background-color: white;"></span> </div> <p style="text-align: center; color: green;">REINFORCE</p>	25th of 70 (-25)	8th of 18 (-15)

# Murrell Dobbins Career and Technical High School

Governance	District	Report Type	High School
Address	2150 W. Lehigh Ave. Philadelphia, PA 19132	Enrollment	614
Phone / Fax	215.227.4421 / 215.227.4944	Grade Range	9-12
Website	www.philasd.org/schools/dobbins	Admissions Category	Citywide
		Turnaround Model	N/A

## Welcome

The School Progress Report (SPR) provides parents, families, and community members with valuable information on the progress schools are making towards citywide goals. Each school receives a score and a corresponding performance tier at the overall and domain levels. Each school also receives two rankings: one within all schools of the same grade configuration (City Rank) and one within a peer group of schools with similar student demographics (Peer Rank). A school is designated a City Leader if it ranks first among all schools with the same grade configuration. A school is designated a Peer Leader if it ranks first in its peer group.

## Scoring Summary

TIER: ■ □ □ □ INTERVENE (0-24%) □ ■ □ □ WATCH (25-49%) □ □ ■ □ REINFORCE (50-74%) □ □ □ ■ MODEL (75-100%)

	<u>Score</u>	<u>Performance Tier</u>	<u>City Rank (Gap to Leader)</u>	<u>Peer Rank (Gap to Leader)</u>
<h3>OVERALL</h3> <p>A school's overall score represents its combined performance on the Achievement, Progress, Climate, and College &amp; Career (for high schools only) domains.</p>	19%	<span style="color: purple;">■ □ □ □</span> <b>INTERVENE</b>	52nd of 71 (-63)	12th of 27 (-46)
<h3>Achievement</h3> <p>The Achievement domain measures performance on standardized assessments, including PSSA, Keystone Exams, ACCESS for ELLs, and reading assessments.</p>	4%	<span style="color: purple;">■ □ □ □</span> <b>INTERVENE</b>	56th of 70 (-80)	14th of 27 (-34)
<h3>Progress</h3> <p>The Progress domain measures growth on standardized assessments and progress towards graduation (for high schools only).</p>	20%	<span style="color: purple;">■ □ □ □</span> <b>INTERVENE</b>	50th of 71 (-64)	14th of 27 (-52)
<h3>Climate</h3> <p>The Climate domain measures school climate and student and parent/guardian engagement.</p>	26%	<span style="color: orange;">□ ■ □ □</span> <b>WATCH</b>	55th of 72 (-74)	15th of 28 (-52)
<h3>College &amp; Career</h3> <p>The College &amp; Career domain measures college and career readiness and post-secondary outcomes.</p>	47%	<span style="color: orange;">□ ■ □ □</span> <b>WATCH</b>	46th of 70 (-51)	8th of 26 (-38)

## New Media Technology Charter School

Governance	Charter	Report Type	High School
Address	8034 Thouron Ave. Philadelphia, PA 19150	Enrollment	334
Phone / Fax	267.286.6900 / 267.286.6904	Grade Range	9-12
Website	www.nmtcs.net/	Admissions Category	Lottery
		Turnaround Model	N/A

### Welcome

The School Progress Report (SPR) provides parents, families, and community members with valuable information on the progress schools are making towards citywide goals. Each school receives a score and a corresponding performance tier at the overall and domain levels. Each school also receives two rankings: one within all schools of the same grade configuration (City Rank) and one within a peer group of schools with similar student demographics (Peer Rank). A school is designated a City Leader if it ranks first among all schools with the same grade configuration. A school is designated a Peer Leader if it ranks first in its peer group.

### Scoring Summary

TIER: ■ ■ ■ ■ INTERVENE (0-24%)    ■ ■ ■ ■ WATCH (25-49%)    ■ ■ ■ ■ REINFORCE (50-74%)    ■ ■ ■ ■ MODEL (75-100%)

	<u>Score</u>	<u>Performance Tier</u>	<u>City Rank (Gap to Leader)</u>	<u>Peer Rank (Gap to Leader)</u>
<b>OVERALL</b> A school's overall score represents its combined performance on the Achievement, Progress, Climate, and College & Career (for high schools only) domains.	32%	<div style="display: flex; justify-content: space-around;"> <div style="border: 1px solid black; width: 20px; height: 20px; background-color: white;"></div> <div style="border: 1px solid black; width: 20px; height: 20px; background-color: orange;"></div> <div style="border: 1px solid black; width: 20px; height: 20px; background-color: white;"></div> <div style="border: 1px solid black; width: 20px; height: 20px; background-color: white;"></div> </div> <p style="text-align: center; color: orange;">WATCH</p>	39th of 71 (-50)	14th of 18 (-26)
<b>Achievement</b> The Achievement domain measures performance on standardized assessments, including PSSA, Keystone Exams, ACCESS for ELLs, and reading assessments.	10%	<div style="display: flex; justify-content: space-around;"> <div style="border: 1px solid black; width: 20px; height: 20px; background-color: purple;"></div> <div style="border: 1px solid black; width: 20px; height: 20px; background-color: white;"></div> <div style="border: 1px solid black; width: 20px; height: 20px; background-color: white;"></div> <div style="border: 1px solid black; width: 20px; height: 20px; background-color: white;"></div> </div> <p style="text-align: center; color: purple;">INTERVENE</p>	39th of 70 (-74)	13th of 18 (-24)
<b>Progress</b> The Progress domain measures growth on standardized assessments and progress towards graduation (for high schools only).	42%	<div style="display: flex; justify-content: space-around;"> <div style="border: 1px solid black; width: 20px; height: 20px; background-color: white;"></div> <div style="border: 1px solid black; width: 20px; height: 20px; background-color: orange;"></div> <div style="border: 1px solid black; width: 20px; height: 20px; background-color: white;"></div> <div style="border: 1px solid black; width: 20px; height: 20px; background-color: white;"></div> </div> <p style="text-align: center; color: orange;">WATCH</p>	25th of 71 (-42)	8th of 18 (-30)
<b>Climate</b> The Climate domain measures school climate and student and parent/guardian engagement.	47%	<div style="display: flex; justify-content: space-around;"> <div style="border: 1px solid black; width: 20px; height: 20px; background-color: white;"></div> <div style="border: 1px solid black; width: 20px; height: 20px; background-color: orange;"></div> <div style="border: 1px solid black; width: 20px; height: 20px; background-color: white;"></div> <div style="border: 1px solid black; width: 20px; height: 20px; background-color: white;"></div> </div> <p style="text-align: center; color: orange;">WATCH</p>	36th of 72 (-53)	13th of 18 (-38)
<b>College &amp; Career</b> The College & Career domain measures college and career readiness and post-secondary outcomes.	36%	<div style="display: flex; justify-content: space-around;"> <div style="border: 1px solid black; width: 20px; height: 20px; background-color: white;"></div> <div style="border: 1px solid black; width: 20px; height: 20px; background-color: orange;"></div> <div style="border: 1px solid black; width: 20px; height: 20px; background-color: white;"></div> <div style="border: 1px solid black; width: 20px; height: 20px; background-color: white;"></div> </div> <p style="text-align: center; color: orange;">WATCH</p>	51st of 70 (-62)	17th of 18 (-52)

## Northeast High School

Governance	District	Report Type	High School
Address	1601 Cottman Ave. Philadelphia, PA 19111	Enrollment	3,001
Phone / Fax	215.728.5018 / 215.728.5004	Grade Range	9-12
Website	www.nehs.phila.k12.pa.us	Admissions Category	Neighborhood
		Turnaround Model	N/A

## Welcome

The School Progress Report (SPR) provides parents, families, and community members with valuable information on the progress schools are making towards citywide goals. Each school receives a score and a corresponding performance tier at the overall and domain levels. Each school also receives two rankings: one within all schools of the same grade configuration (City Rank) and one within a peer group of schools with similar student demographics (Peer Rank). A school is designated a City Leader if it ranks first among all schools with the same grade configuration. A school is designated a Peer Leader if it ranks first in its peer group.

## Scoring Summary

TIER: ■ ■ ■ ■ INTERVENE (0-24%)    ■ ■ ■ WATCH (25-49%)    ■ ■ ■ REINFORCE (50-74%)    ■ ■ ■ MODEL (75-100%)

	<u>Score</u>	<u>Performance Tier</u>	<u>City Rank (Gap to Leader)</u>	<u>Peer Rank (Gap to Leader)</u>
<b>OVERALL</b> A school's overall score represents its combined performance on the Achievement, Progress, Climate, and College & Career (for high schools only) domains.	39%	<div style="display: flex; justify-content: space-around;"> <div style="border: 1px solid black; width: 20px; height: 20px; background-color: white;"></div> <div style="border: 1px solid black; width: 20px; height: 20px; background-color: orange;"></div> <div style="border: 1px solid black; width: 20px; height: 20px; background-color: white;"></div> <div style="border: 1px solid black; width: 20px; height: 20px; background-color: white;"></div> </div> <p style="text-align: center; color: orange;">WATCH</p>	32nd of 71 (-43)	14th of 21 (-43)
<b>Achievement</b> The Achievement domain measures performance on standardized assessments, including PSSA, Keystone Exams, ACCESS for ELLs, and reading assessments.	28%	<div style="display: flex; justify-content: space-around;"> <div style="border: 1px solid black; width: 20px; height: 20px; background-color: white;"></div> <div style="border: 1px solid black; width: 20px; height: 20px; background-color: orange;"></div> <div style="border: 1px solid black; width: 20px; height: 20px; background-color: white;"></div> <div style="border: 1px solid black; width: 20px; height: 20px; background-color: white;"></div> </div> <p style="text-align: center; color: orange;">WATCH</p>	19th of 70 (-56)	10th of 21 (-38)
<b>Progress</b> The Progress domain measures growth on standardized assessments and progress towards graduation (for high schools only).	43%	<div style="display: flex; justify-content: space-around;"> <div style="border: 1px solid black; width: 20px; height: 20px; background-color: white;"></div> <div style="border: 1px solid black; width: 20px; height: 20px; background-color: orange;"></div> <div style="border: 1px solid black; width: 20px; height: 20px; background-color: white;"></div> <div style="border: 1px solid black; width: 20px; height: 20px; background-color: white;"></div> </div> <p style="text-align: center; color: orange;">WATCH</p>	22nd of 71 (-41)	7th of 21 (-41)
<b>Climate</b> The Climate domain measures school climate and student and parent/guardian engagement.	42%	<div style="display: flex; justify-content: space-around;"> <div style="border: 1px solid black; width: 20px; height: 20px; background-color: white;"></div> <div style="border: 1px solid black; width: 20px; height: 20px; background-color: orange;"></div> <div style="border: 1px solid black; width: 20px; height: 20px; background-color: white;"></div> <div style="border: 1px solid black; width: 20px; height: 20px; background-color: white;"></div> </div> <p style="text-align: center; color: orange;">WATCH</p>	44th of 72 (-58)	15th of 21 (-54)
<b>College &amp; Career</b> The College & Career domain measures college and career readiness and post-secondary outcomes.	53%	<div style="display: flex; justify-content: space-around;"> <div style="border: 1px solid black; width: 20px; height: 20px; background-color: white;"></div> <div style="border: 1px solid black; width: 20px; height: 20px; background-color: white;"></div> <div style="border: 1px solid black; width: 20px; height: 20px; background-color: green;"></div> <div style="border: 1px solid black; width: 20px; height: 20px; background-color: white;"></div> </div> <p style="text-align: center; color: green;">REINFORCE</p>	39th of 70 (-45)	14th of 21 (-45)

## Overbrook High School

Governance	District	Report Type	High School
Address	5898 Lancaster Ave. Philadelphia, PA 19131	Enrollment	969
Phone / Fax	215.581.5507 / 215.581.3406	Grade Range	9-12
Website	www.philasd.org/schools/overbrookhs	Admissions Category	Neighborhood
		Turnaround Model	N/A

## Welcome

The School Progress Report (SPR) provides parents, families, and community members with valuable information on the progress schools are making towards citywide goals. Each school receives a score and a corresponding performance tier at the overall and domain levels. Each school also receives two rankings: one within all schools of the same grade configuration (City Rank) and one within a peer group of schools with similar student demographics (Peer Rank). A school is designated a City Leader if it ranks first among all schools with the same grade configuration. A school is designated a Peer Leader if it ranks first in its peer group.

## Scoring Summary

TIER: ■ □ □ □ INTERVENE (0-24%) □ ■ □ □ WATCH (25-49%) □ □ ■ □ REINFORCE (50-74%) □ □ □ ■ MODEL (75-100%)

	<u>Score</u>	<u>Performance Tier</u>	<u>City Rank (Gap to Leader)</u>	<u>Peer Rank (Gap to Leader)</u>
<b>OVERALL</b> A school's overall score represents its combined performance on the Achievement, Progress, Climate, and College & Career (for high schools only) domains.	Less than 10%	■ □ □ □ INTERVENE	68th of 71 (N/A)	24th of 27 (N/A)
<b>Achievement</b> The Achievement domain measures performance on standardized assessments, including PSSA, Keystone Exams, ACCESS for ELLs, and reading assessments.	Less than 10%	■ □ □ □ INTERVENE	53rd of 70 (N/A)	13th of 27 (N/A)
<b>Progress</b> The Progress domain measures growth on standardized assessments and progress towards graduation (for high schools only).	Less than 10%	■ □ □ □ INTERVENE	66th of 71 (N/A)	24th of 27 (N/A)
<b>Climate</b> The Climate domain measures school climate and student and parent/guardian engagement.	Less than 10%	■ □ □ □ INTERVENE	70th of 72 (N/A)	26th of 28 (N/A)
<b>College &amp; Career</b> The College & Career domain measures college and career readiness and post-secondary outcomes.	13%	■ □ □ □ INTERVENE	61st of 70 (-85)	17th of 26 (-72)

## Parkway Center City High School

Governance	District	Report Type	High School
Address	540 N. 13th St. Philadelphia, PA 19123	Enrollment	557
Phone / Fax	215.351.7095 / 215.351.7097	Grade Range	9-12
Website	www.philasd.org/schools/parkwaycc	Admissions Category	Special Admission
		Turnaround Model	N/A

### Welcome

The School Progress Report (SPR) provides parents, families, and community members with valuable information on the progress schools are making towards citywide goals. Each school receives a score and a corresponding performance tier at the overall and domain levels. Each school also receives two rankings: one within all schools of the same grade configuration (City Rank) and one within a peer group of schools with similar student demographics (Peer Rank). A school is designated a City Leader if it ranks first among all schools with the same grade configuration. A school is designated a Peer Leader if it ranks first in its peer group.

### Scoring Summary

TIER: ■ ■ ■ ■ INTERVENE (0-24%)    ■ ■ ■ WATCH (25-49%)    ■ ■ ■ REINFORCE (50-74%)    ■ ■ ■ MODEL (75-100%)

	<u>Score</u>	<u>Performance Tier</u>	<u>City Rank (Gap to Leader)</u>	<u>Peer Rank (Gap to Leader)</u>
<b>OVERALL</b> A school's overall score represents its combined performance on the Achievement, Progress, Climate, and College & Career (for high schools only) domains.	57%	<span style="color: green;">■</span> <span style="color: green;">■</span> <span style="color: green;">■</span> <span style="color: green;">■</span> REINFORCE	13th of 71 (-25)	2nd of 18 (-1)
<b>Achievement</b> The Achievement domain measures performance on standardized assessments, including PSSA, Keystone Exams, ACCESS for ELLs, and reading assessments.	31%	<span style="color: orange;">■</span> <span style="color: orange;">■</span> <span style="color: orange;">■</span> <span style="color: orange;">■</span> WATCH	17th of 70 (-53)	2nd of 18 (-3)
<b>Progress</b> The Progress domain measures growth on standardized assessments and progress towards graduation (for high schools only).	63%	<span style="color: green;">■</span> <span style="color: green;">■</span> <span style="color: green;">■</span> <span style="color: green;">■</span> REINFORCE	10th of 71 (-21)	2nd of 18 (-9)
<b>Climate</b> The Climate domain measures school climate and student and parent/guardian engagement.	69%	<span style="color: green;">■</span> <span style="color: green;">■</span> <span style="color: green;">■</span> <span style="color: green;">■</span> REINFORCE	20th of 72 (-31)	6th of 18 (-16)
<b>College &amp; Career</b> The College & Career domain measures college and career readiness and post-secondary outcomes.	88%	<span style="color: blue;">■</span> <span style="color: blue;">■</span> <span style="color: blue;">■</span> <span style="color: blue;">■</span> MODEL	11th of 70 (-10)	Peer Leader



## Parkway Northwest High School

Governance	District	Report Type	High School
Address	1100 E. Mt. Pleasant Ave. Philadelphia, PA 19150	Enrollment	285
Phone / Fax	215.248.6220 / 215.248.6015	Grade Range	9-12
Website	www.philasd.org/schools/parkwaynw/	Admissions Category	Special Admission
		Turnaround Model	N/A

### Welcome

The School Progress Report (SPR) provides parents, families, and community members with valuable information on the progress schools are making towards citywide goals. Each school receives a score and a corresponding performance tier at the overall and domain levels. Each school also receives two rankings: one within all schools of the same grade configuration (City Rank) and one within a peer group of schools with similar student demographics (Peer Rank). A school is designated a City Leader if it ranks first among all schools with the same grade configuration. A school is designated a Peer Leader if it ranks first in its peer group.

### Scoring Summary

TIER: ■ □ □ □ INTERVENE (0-24%)    □ ■ □ □ WATCH (25-49%)    □ □ ■ □ REINFORCE (50-74%)    □ □ □ ■ MODEL (75-100%)

	<u>Score</u>	<u>Performance Tier</u>	<u>City Rank (Gap to Leader)</u>	<u>Peer Rank (Gap to Leader)</u>
<b>OVERALL</b> A school's overall score represents its combined performance on the Achievement, Progress, Climate, and College & Career (for high schools only) domains.	34%	<div style="display: flex; justify-content: space-around;"> <span>□</span> <span style="color: orange;">■</span> <span>□</span> <span>□</span> </div> <b>WATCH</b>	38th of 71 (-48)	13th of 18 (-24)
<b>Achievement</b> The Achievement domain measures performance on standardized assessments, including PSSA, Keystone Exams, ACCESS for ELLs, and reading assessments.	16%	<div style="display: flex; justify-content: space-around;"> <span style="color: purple;">■</span> <span>□</span> <span>□</span> <span>□</span> </div> <b>INTERVENE</b>	33rd of 70 (-68)	10th of 18 (-18)
<b>Progress</b> The Progress domain measures growth on standardized assessments and progress towards graduation (for high schools only).	27%	<div style="display: flex; justify-content: space-around;"> <span>□</span> <span style="color: orange;">■</span> <span>□</span> <span>□</span> </div> <b>WATCH</b>	39th of 71 (-57)	13th of 18 (-45)
<b>Climate</b> The Climate domain measures school climate and student and parent/guardian engagement.	49%	<div style="display: flex; justify-content: space-around;"> <span>□</span> <span style="color: orange;">■</span> <span>□</span> <span>□</span> </div> <b>WATCH</b>	34th of 72 (-51)	11th of 18 (-36)
<b>College &amp; Career</b> The College & Career domain measures college and career readiness and post-secondary outcomes.	74%	<div style="display: flex; justify-content: space-around;"> <span>□</span> <span>□</span> <span style="color: green;">■</span> <span>□</span> </div> <b>REINFORCE</b>	24th of 70 (-24)	7th of 18 (-14)

## Parkway West High School

Governance	District	Report Type	High School
Address	4725 Fairmount Ave. Philadelphia, PA 19139	Enrollment	317
Phone / Fax	215.581.5510 / 215.581.5600	Grade Range	9-12
Website	www.philasd.org/schools/parkwaywest	Admissions Category	Special Admission
		Turnaround Model	N/A

## Welcome

The School Progress Report (SPR) provides parents, families, and community members with valuable information on the progress schools are making towards citywide goals. Each school receives a score and a corresponding performance tier at the overall and domain levels. Each school also receives two rankings: one within all schools of the same grade configuration (City Rank) and one within a peer group of schools with similar student demographics (Peer Rank). A school is designated a City Leader if it ranks first among all schools with the same grade configuration. A school is designated a Peer Leader if it ranks first in its peer group.

## Scoring Summary

TIER: ■ ■ ■ ■ INTERVENE (0-24%)    ■ ■ ■ WATCH (25-49%)    ■ ■ ■ REINFORCE (50-74%)    ■ ■ ■ MODEL (75-100%)

	<u>Score</u>	<u>Performance Tier</u>	<u>City Rank (Gap to Leader)</u>	<u>Peer Rank (Gap to Leader)</u>
<b>OVERALL</b> A school's overall score represents its combined performance on the Achievement, Progress, Climate, and College & Career (for high schools only) domains.	39%	<div style="display: flex; justify-content: space-around;"> <span style="border: 1px solid black; width: 15px; height: 15px; background-color: white;"></span> <span style="border: 1px solid black; width: 15px; height: 15px; background-color: orange;"></span> <span style="border: 1px solid black; width: 15px; height: 15px; background-color: white;"></span> <span style="border: 1px solid black; width: 15px; height: 15px; background-color: white;"></span> </div> <p style="text-align: center; color: orange;">WATCH</p>	32nd of 71 (-43)	10th of 18 (-19)
<b>Achievement</b> The Achievement domain measures performance on standardized assessments, including PSSA, Keystone Exams, ACCESS for ELLs, and reading assessments.	23%	<div style="display: flex; justify-content: space-around;"> <span style="border: 1px solid black; width: 15px; height: 15px; background-color: purple;"></span> <span style="border: 1px solid black; width: 15px; height: 15px; background-color: white;"></span> <span style="border: 1px solid black; width: 15px; height: 15px; background-color: white;"></span> <span style="border: 1px solid black; width: 15px; height: 15px; background-color: white;"></span> </div> <p style="text-align: center; color: purple;">INTERVENE</p>	25th of 70 (-61)	6th of 18 (-11)
<b>Progress</b> The Progress domain measures growth on standardized assessments and progress towards graduation (for high schools only).	43%	<div style="display: flex; justify-content: space-around;"> <span style="border: 1px solid black; width: 15px; height: 15px; background-color: white;"></span> <span style="border: 1px solid black; width: 15px; height: 15px; background-color: orange;"></span> <span style="border: 1px solid black; width: 15px; height: 15px; background-color: white;"></span> <span style="border: 1px solid black; width: 15px; height: 15px; background-color: white;"></span> </div> <p style="text-align: center; color: orange;">WATCH</p>	22nd of 71 (-41)	7th of 18 (-29)
<b>Climate</b> The Climate domain measures school climate and student and parent/guardian engagement.	47%	<div style="display: flex; justify-content: space-around;"> <span style="border: 1px solid black; width: 15px; height: 15px; background-color: white;"></span> <span style="border: 1px solid black; width: 15px; height: 15px; background-color: orange;"></span> <span style="border: 1px solid black; width: 15px; height: 15px; background-color: white;"></span> <span style="border: 1px solid black; width: 15px; height: 15px; background-color: white;"></span> </div> <p style="text-align: center; color: orange;">WATCH</p>	36th of 72 (-53)	13th of 18 (-38)
<b>College &amp; Career</b> The College & Career domain measures college and career readiness and post-secondary outcomes.	59%	<div style="display: flex; justify-content: space-around;"> <span style="border: 1px solid black; width: 15px; height: 15px; background-color: white;"></span> <span style="border: 1px solid black; width: 15px; height: 15px; background-color: white;"></span> <span style="border: 1px solid black; width: 15px; height: 15px; background-color: green;"></span> <span style="border: 1px solid black; width: 15px; height: 15px; background-color: white;"></span> </div> <p style="text-align: center; color: green;">REINFORCE</p>	33rd of 70 (-39)	11th of 18 (-29)

## Paul Robeson High School for Human Services

Governance	District	Report Type	High School
Address	4125 Ludlow St. Philadelphia, PA 19104	Enrollment	265
Phone / Fax	215.823.8207 / 215.823.8252	Grade Range	9-12
Website	www.philasd.org/schools/robeson	Admissions Category	Citywide
		Turnaround Model	N/A

### Welcome

The School Progress Report (SPR) provides parents, families, and community members with valuable information on the progress schools are making towards citywide goals. Each school receives a score and a corresponding performance tier at the overall and domain levels. Each school also receives two rankings: one within all schools of the same grade configuration (City Rank) and one within a peer group of schools with similar student demographics (Peer Rank). A school is designated a City Leader if it ranks first among all schools with the same grade configuration. A school is designated a Peer Leader if it ranks first in its peer group.

### Scoring Summary

TIER: ■ ■ ■ ■ INTERVENE (0-24%)    ■ ■ ■ WATCH (25-49%)    ■ ■ ■ REINFORCE (50-74%)    ■ ■ ■ MODEL (75-100%)

	<u>Score</u>	<u>Performance Tier</u>	<u>City Rank (Gap to Leader)</u>	<u>Peer Rank (Gap to Leader)</u>
<b>OVERALL</b> A school's overall score represents its combined performance on the Achievement, Progress, Climate, and College & Career (for high schools only) domains.	32%	<div style="display: flex; justify-content: space-around;"> <span style="border: 1px solid black; width: 15px; height: 15px; background-color: white;"></span> <span style="border: 1px solid black; width: 15px; height: 15px; background-color: orange;"></span> <span style="border: 1px solid black; width: 15px; height: 15px; background-color: white;"></span> <span style="border: 1px solid black; width: 15px; height: 15px; background-color: white;"></span> </div> <p style="text-align: center; color: orange;">WATCH</p>	39th of 71 (-50)	6th of 27 (-33)
<b>Achievement</b> The Achievement domain measures performance on standardized assessments, including PSSA, Keystone Exams, ACCESS for ELLs, and reading assessments.	4%	<div style="display: flex; justify-content: space-around;"> <span style="border: 1px solid black; width: 15px; height: 15px; background-color: purple;"></span> <span style="border: 1px solid black; width: 15px; height: 15px; background-color: white;"></span> <span style="border: 1px solid black; width: 15px; height: 15px; background-color: white;"></span> <span style="border: 1px solid black; width: 15px; height: 15px; background-color: white;"></span> </div> <p style="text-align: center; color: purple;">INTERVENE</p>	56th of 70 (-80)	14th of 27 (-34)
<b>Progress</b> The Progress domain measures growth on standardized assessments and progress towards graduation (for high schools only).	26%	<div style="display: flex; justify-content: space-around;"> <span style="border: 1px solid black; width: 15px; height: 15px; background-color: white;"></span> <span style="border: 1px solid black; width: 15px; height: 15px; background-color: orange;"></span> <span style="border: 1px solid black; width: 15px; height: 15px; background-color: white;"></span> <span style="border: 1px solid black; width: 15px; height: 15px; background-color: white;"></span> </div> <p style="text-align: center; color: orange;">WATCH</p>	40th of 71 (-58)	8th of 27 (-46)
<b>Climate</b> The Climate domain measures school climate and student and parent/guardian engagement.	60%	<div style="display: flex; justify-content: space-around;"> <span style="border: 1px solid black; width: 15px; height: 15px; background-color: white;"></span> <span style="border: 1px solid black; width: 15px; height: 15px; background-color: white;"></span> <span style="border: 1px solid black; width: 15px; height: 15px; background-color: green;"></span> <span style="border: 1px solid black; width: 15px; height: 15px; background-color: white;"></span> </div> <p style="text-align: center; color: green;">REINFORCE</p>	28th of 72 (-40)	3rd of 28 (-18)
<b>College &amp; Career</b> The College & Career domain measures college and career readiness and post-secondary outcomes.	71%	<div style="display: flex; justify-content: space-around;"> <span style="border: 1px solid black; width: 15px; height: 15px; background-color: white;"></span> <span style="border: 1px solid black; width: 15px; height: 15px; background-color: white;"></span> <span style="border: 1px solid black; width: 15px; height: 15px; background-color: green;"></span> <span style="border: 1px solid black; width: 15px; height: 15px; background-color: white;"></span> </div> <p style="text-align: center; color: green;">REINFORCE</p>	26th of 70 (-27)	3rd of 26 (-14)

## Penn Treaty School

Governance	District	Report Type	High School
Address	600 E. Thompson St. Philadelphia, PA 19125	Enrollment	306
Phone / Fax	215.291.4715 / 215.291.5172	Grade Range	9-12
Website	www.philasd.org/schools/penn treaty	Admissions Category	Neighborhood
		Turnaround Model	N/A

## Welcome

The School Progress Report (SPR) provides parents, families, and community members with valuable information on the progress schools are making towards citywide goals. Each school receives a score and a corresponding performance tier at the overall and domain levels. Each school also receives two rankings: one within all schools of the same grade configuration (City Rank) and one within a peer group of schools with similar student demographics (Peer Rank). A school is designated a City Leader if it ranks first among all schools with the same grade configuration. A school is designated a Peer Leader if it ranks first in its peer group.

## Scoring Summary

TIER: ■ □ □ □ INTERVENE (0-24%) □ ■ □ □ WATCH (25-49%) □ □ ■ □ REINFORCE (50-74%) □ □ □ ■ MODEL (75-100%)

	<u>Score</u>	<u>Performance Tier</u>	<u>City Rank (Gap to Leader)</u>	<u>Peer Rank (Gap to Leader)</u>
<h3>OVERALL</h3> <p>A school's overall score represents its combined performance on the Achievement, Progress, Climate, and College &amp; Career (for high schools only) domains.</p>	20%	<span style="color: purple;">■ □ □ □</span> <b>INTERVENE</b>	51st of 71 (-62)	19th of 21 (-62)
<h3>Achievement</h3> <p>The Achievement domain measures performance on standardized assessments, including PSSA, Keystone Exams, ACCESS for ELLs, and reading assessments.</p>	6%	<span style="color: purple;">■ □ □ □</span> <b>INTERVENE</b>	46th of 70 (-78)	18th of 21 (-60)
<h3>Progress</h3> <p>The Progress domain measures growth on standardized assessments and progress towards graduation (for high schools only).</p>	28%	<span style="color: orange;">□ ■ □ □</span> <b>WATCH</b>	37th of 71 (-56)	14th of 21 (-56)
<h3>Climate</h3> <p>The Climate domain measures school climate and student and parent/guardian engagement.</p>	13%	<span style="color: purple;">■ □ □ □</span> <b>INTERVENE</b>	64th of 72 (-87)	21st of 21 (-83)
<h3>College &amp; Career</h3> <p>The College &amp; Career domain measures college and career readiness and post-secondary outcomes.</p>	50%	<span style="color: green;">□ □ ■ □</span> <b>REINFORCE</b>	43rd of 70 (-48)	17th of 21 (-48)

## Philadelphia Electrical and Technology Charter School

Governance	Charter	Report Type	High School
Address	1420 Chestnut St. Philadelphia, PA 19102	Enrollment	575
Phone / Fax	267.514.1823 / 267.514.1834	Grade Range	9-12
Website	www.petchs.org/	Admissions Category	Lottery
		Turnaround Model	N/A

### Welcome

The School Progress Report (SPR) provides parents, families, and community members with valuable information on the progress schools are making towards citywide goals. Each school receives a score and a corresponding performance tier at the overall and domain levels. Each school also receives two rankings: one within all schools of the same grade configuration (City Rank) and one within a peer group of schools with similar student demographics (Peer Rank). A school is designated a City Leader if it ranks first among all schools with the same grade configuration. A school is designated a Peer Leader if it ranks first in its peer group.

### Scoring Summary

TIER: ■ □ □ □ INTERVENE (0-24%)    □ ■ □ □ WATCH (25-49%)    □ □ ■ □ REINFORCE (50-74%)    □ □ □ ■ MODEL (75-100%)

	<u>Score</u>	<u>Performance Tier</u>	<u>City Rank (Gap to Leader)</u>	<u>Peer Rank (Gap to Leader)</u>
<b>OVERALL</b> A school's overall score represents its combined performance on the Achievement, Progress, Climate, and College & Career (for high schools only) domains.	43%	<span style="color: orange;">□ ■ □ □</span> WATCH	25th of 71 (-39)	9th of 21 (-39)
<b>Achievement</b> The Achievement domain measures performance on standardized assessments, including PSSA, Keystone Exams, ACCESS for ELLs, and reading assessments.	18%	<span style="color: purple;">■ □ □ □</span> INTERVENE	31st of 70 (-66)	15th of 21 (-48)
<b>Progress</b> The Progress domain measures growth on standardized assessments and progress towards graduation (for high schools only).	65%	<span style="color: green;">□ □ ■ □</span> REINFORCE	9th of 71 (-19)	3rd of 21 (-19)
<b>Climate</b> The Climate domain measures school climate and student and parent/guardian engagement.	34%	<span style="color: orange;">□ ■ □ □</span> WATCH	48th of 72 (-66)	17th of 21 (-62)
<b>College &amp; Career</b> The College & Career domain measures college and career readiness and post-secondary outcomes.	60%	<span style="color: green;">□ □ ■ □</span> REINFORCE	32nd of 70 (-38)	13th of 21 (-38)

## Philadelphia High School for Girls

Governance	District	Report Type	High School
Address	1400 W. Olney Ave. Philadelphia, PA 19141	Enrollment	1,110
Phone / Fax	215.276.5258 / 215.276.5738	Grade Range	9-12
Website	www.philasd.org/schools/girlshigh	Admissions Category	Special Admission
		Turnaround Model	N/A

## Welcome

The School Progress Report (SPR) provides parents, families, and community members with valuable information on the progress schools are making towards citywide goals. Each school receives a score and a corresponding performance tier at the overall and domain levels. Each school also receives two rankings: one within all schools of the same grade configuration (City Rank) and one within a peer group of schools with similar student demographics (Peer Rank). A school is designated a City Leader if it ranks first among all schools with the same grade configuration. A school is designated a Peer Leader if it ranks first in its peer group.

## Scoring Summary

TIER: ■ ■ ■ ■ INTERVENE (0-24%)    ■ ■ ■ WATCH (25-49%)    ■ ■ ■ REINFORCE (50-74%)    ■ ■ ■ MODEL (75-100%)

	<u>Score</u>	<u>Performance Tier</u>	<u>City Rank (Gap to Leader)</u>	<u>Peer Rank (Gap to Leader)</u>
<b>OVERALL</b> A school's overall score represents its combined performance on the Achievement, Progress, Climate, and College & Career (for high schools only) domains.	70%	<span style="color: green;">■</span> <span style="color: green;">■</span> <span style="color: green;">■</span> <span style="color: green;">■</span> REINFORCE	7th of 71 (-12)	2nd of 21 (-12)
<b>Achievement</b> The Achievement domain measures performance on standardized assessments, including PSSA, Keystone Exams, ACCESS for ELLs, and reading assessments.	49%	<span style="color: orange;">■</span> <span style="color: orange;">■</span> <span style="color: orange;">■</span> <span style="color: orange;">■</span> WATCH	9th of 70 (-35)	5th of 21 (-17)
<b>Progress</b> The Progress domain measures growth on standardized assessments and progress towards graduation (for high schools only).	77%	<span style="color: blue;">■</span> <span style="color: blue;">■</span> <span style="color: blue;">■</span> <span style="color: blue;">■</span> MODEL	2nd of 71 (-7)	2nd of 21 (-7)
<b>Climate</b> The Climate domain measures school climate and student and parent/guardian engagement.	75%	<span style="color: blue;">■</span> <span style="color: blue;">■</span> <span style="color: blue;">■</span> <span style="color: blue;">■</span> MODEL	17th of 72 (-25)	8th of 21 (-21)
<b>College &amp; Career</b> The College & Career domain measures college and career readiness and post-secondary outcomes.	94%	<span style="color: blue;">■</span> <span style="color: blue;">■</span> <span style="color: blue;">■</span> <span style="color: blue;">■</span> MODEL	6th of 70 (-4)	3rd of 21 (-4)

## Philadelphia Military Academy

Governance	District	Report Type	High School
Address	2118 N. 13th St. Philadelphia, PA 19122	Enrollment	325
Phone / Fax	215.684.5091 / 215.684.5507	Grade Range	9-12
Website	www.philasd.org/schools/pma	Admissions Category	Citywide
		Turnaround Model	N/A

## Welcome

The School Progress Report (SPR) provides parents, families, and community members with valuable information on the progress schools are making towards citywide goals. Each school receives a score and a corresponding performance tier at the overall and domain levels. Each school also receives two rankings: one within all schools of the same grade configuration (City Rank) and one within a peer group of schools with similar student demographics (Peer Rank). A school is designated a City Leader if it ranks first among all schools with the same grade configuration. A school is designated a Peer Leader if it ranks first in its peer group.

## Scoring Summary

TIER: ■ □ □ □ INTERVENE (0-24%) □ ■ □ □ WATCH (25-49%) □ □ ■ □ REINFORCE (50-74%) □ □ □ ■ MODEL (75-100%)

	<u>Score</u>	<u>Performance Tier</u>	<u>City Rank (Gap to Leader)</u>	<u>Peer Rank (Gap to Leader)</u>
<h3>OVERALL</h3> <p>A school's overall score represents its combined performance on the Achievement, Progress, Climate, and College &amp; Career (for high schools only) domains.</p>	58%	<div style="display: flex; justify-content: space-around;"> <div style="border: 1px solid black; width: 20px; height: 20px; background-color: white;"></div> <div style="border: 1px solid black; width: 20px; height: 20px; background-color: white;"></div> <div style="border: 1px solid black; width: 20px; height: 20px; background-color: green;"></div> <div style="border: 1px solid black; width: 20px; height: 20px; background-color: white;"></div> </div> <p style="text-align: center; color: green;">REINFORCE</p>	12th of 71 (-24)	Peer Leader
<h3>Achievement</h3> <p>The Achievement domain measures performance on standardized assessments, including PSSA, Keystone Exams, ACCESS for ELLs, and reading assessments.</p>	26%	<div style="display: flex; justify-content: space-around;"> <div style="border: 1px solid black; width: 20px; height: 20px; background-color: white;"></div> <div style="border: 1px solid black; width: 20px; height: 20px; background-color: orange;"></div> <div style="border: 1px solid black; width: 20px; height: 20px; background-color: white;"></div> <div style="border: 1px solid black; width: 20px; height: 20px; background-color: white;"></div> </div> <p style="text-align: center; color: orange;">WATCH</p>	21st of 70 (-58)	4th of 18 (-8)
<h3>Progress</h3> <p>The Progress domain measures growth on standardized assessments and progress towards graduation (for high schools only).</p>	72%	<div style="display: flex; justify-content: space-around;"> <div style="border: 1px solid black; width: 20px; height: 20px; background-color: white;"></div> <div style="border: 1px solid black; width: 20px; height: 20px; background-color: white;"></div> <div style="border: 1px solid black; width: 20px; height: 20px; background-color: green;"></div> <div style="border: 1px solid black; width: 20px; height: 20px; background-color: white;"></div> </div> <p style="text-align: center; color: green;">REINFORCE</p>	4th of 71 (-12)	Peer Leader
<h3>Climate</h3> <p>The Climate domain measures school climate and student and parent/guardian engagement.</p>	74%	<div style="display: flex; justify-content: space-around;"> <div style="border: 1px solid black; width: 20px; height: 20px; background-color: white;"></div> <div style="border: 1px solid black; width: 20px; height: 20px; background-color: white;"></div> <div style="border: 1px solid black; width: 20px; height: 20px; background-color: green;"></div> <div style="border: 1px solid black; width: 20px; height: 20px; background-color: white;"></div> </div> <p style="text-align: center; color: green;">REINFORCE</p>	18th of 72 (-26)	4th of 18 (-11)
<h3>College &amp; Career</h3> <p>The College &amp; Career domain measures college and career readiness and post-secondary outcomes.</p>	76%	<div style="display: flex; justify-content: space-around;"> <div style="border: 1px solid black; width: 20px; height: 20px; background-color: white;"></div> <div style="border: 1px solid black; width: 20px; height: 20px; background-color: white;"></div> <div style="border: 1px solid black; width: 20px; height: 20px; background-color: white;"></div> <div style="border: 1px solid black; width: 20px; height: 20px; background-color: blue;"></div> </div> <p style="text-align: center; color: blue;">MODEL</p>	22nd of 70 (-22)	6th of 18 (-12)

## Preparatory Charter School of Mathematics, Science, Technology and Careers

Governance	Charter	Report Type	High School
Address	1928 Point Breeze Ave. Philadelphia, PA 19145	Enrollment	574
Phone / Fax	215.334.6144 / 215.334.6147	Grade Range	9-12
Website	www.theprepcharterschool.org/	Admissions Category	Lottery
		Turnaround Model	N/A

### Welcome

The School Progress Report (SPR) provides parents, families, and community members with valuable information on the progress schools are making towards citywide goals. Each school receives a score and a corresponding performance tier at the overall and domain levels. Each school also receives two rankings: one within all schools of the same grade configuration (City Rank) and one within a peer group of schools with similar student demographics (Peer Rank). A school is designated a City Leader if it ranks first among all schools with the same grade configuration. A school is designated a Peer Leader if it ranks first in its peer group.

### Scoring Summary

TIER: ■ ■ ■ ■ INTERVENE (0-24%)    ■ ■ ■ WATCH (25-49%)    ■ ■ REINFORCE (50-74%)    ■ MODEL (75-100%)

	<u>Score</u>	<u>Performance Tier</u>	<u>City Rank (Gap to Leader)</u>	<u>Peer Rank (Gap to Leader)</u>
<b>OVERALL</b> A school's overall score represents its combined performance on the Achievement, Progress, Climate, and College & Career (for high schools only) domains.	59%	<span style="color: green;">■</span> <span style="color: blue;">■</span> <span style="color: orange;">■</span> <span style="color: purple;">■</span> REINFORCE	11th of 71 (-23)	5th of 21 (-23)
<b>Achievement</b> The Achievement domain measures performance on standardized assessments, including PSSA, Keystone Exams, ACCESS for ELLs, and reading assessments.	36%	<span style="color: orange;">■</span> <span style="color: blue;">■</span> <span style="color: purple;">■</span> <span style="color: purple;">■</span> WATCH	14th of 70 (-48)	9th of 21 (-30)
<b>Progress</b> The Progress domain measures growth on standardized assessments and progress towards graduation (for high schools only).	63%	<span style="color: green;">■</span> <span style="color: blue;">■</span> <span style="color: orange;">■</span> <span style="color: purple;">■</span> REINFORCE	10th of 71 (-21)	4th of 21 (-21)
<b>Climate</b> The Climate domain measures school climate and student and parent/guardian engagement.	76%	<span style="color: blue;">■</span> <span style="color: orange;">■</span> <span style="color: purple;">■</span> <span style="color: purple;">■</span> MODEL	16th of 72 (-24)	7th of 21 (-20)
<b>College &amp; Career</b> The College & Career domain measures college and career readiness and post-secondary outcomes.	79%	<span style="color: blue;">■</span> <span style="color: orange;">■</span> <span style="color: purple;">■</span> <span style="color: purple;">■</span> MODEL	19th of 70 (-19)	8th of 21 (-19)



## Roxborough High School

Governance	District	Report Type	High School
Address	6498 Ridge Ave. Philadelphia, PA 19128	Enrollment	617
Phone / Fax	215.487.4464 / 215.487.4843	Grade Range	9-12
Website	www.philasd.org/schools/roxborough	Admissions Category	Neighborhood
		Turnaround Model	N/A

## Welcome

The School Progress Report (SPR) provides parents, families, and community members with valuable information on the progress schools are making towards citywide goals. Each school receives a score and a corresponding performance tier at the overall and domain levels. Each school also receives two rankings: one within all schools of the same grade configuration (City Rank) and one within a peer group of schools with similar student demographics (Peer Rank). A school is designated a City Leader if it ranks first among all schools with the same grade configuration. A school is designated a Peer Leader if it ranks first in its peer group.

## Scoring Summary

TIER: ■ □ □ □ INTERVENE (0-24%) □ ■ □ □ WATCH (25-49%) □ □ ■ □ REINFORCE (50-74%) □ □ □ ■ MODEL (75-100%)

	<u>Score</u>	<u>Performance Tier</u>	<u>City Rank (Gap to Leader)</u>	<u>Peer Rank (Gap to Leader)</u>
<h3>OVERALL</h3> <p>A school's overall score represents its combined performance on the Achievement, Progress, Climate, and College &amp; Career (for high schools only) domains.</p>	19%	<span style="font-size: 2em;">■ □ □ □</span> <b>INTERVENE</b>	52nd of 71 (-63)	17th of 18 (-39)
<h3>Achievement</h3> <p>The Achievement domain measures performance on standardized assessments, including PSSA, Keystone Exams, ACCESS for ELLs, and reading assessments.</p>	6%	<span style="font-size: 2em;">■ □ □ □</span> <b>INTERVENE</b>	46th of 70 (-78)	16th of 18 (-28)
<h3>Progress</h3> <p>The Progress domain measures growth on standardized assessments and progress towards graduation (for high schools only).</p>	16%	<span style="font-size: 2em;">■ □ □ □</span> <b>INTERVENE</b>	56th of 71 (-68)	15th of 18 (-56)
<h3>Climate</h3> <p>The Climate domain measures school climate and student and parent/guardian engagement.</p>	29%	<span style="font-size: 2em;">□ ■ □ □</span> <b>WATCH</b>	53rd of 72 (-71)	17th of 18 (-56)
<h3>College &amp; Career</h3> <p>The College &amp; Career domain measures college and career readiness and post-secondary outcomes.</p>	45%	<span style="font-size: 2em;">□ ■ □ □</span> <b>WATCH</b>	48th of 70 (-53)	16th of 18 (-43)

## Samuel Fels High School

Governance	District	Report Type	High School
Address	5500 Langdon St. Philadelphia, PA 19124	Enrollment	1,297
Phone / Fax	215.537.2516 / 215.537.2556	Grade Range	9-12
Website	www.philasd.org/schools/fels	Admissions Category	Neighborhood
		Turnaround Model	N/A

## Welcome

The School Progress Report (SPR) provides parents, families, and community members with valuable information on the progress schools are making towards citywide goals. Each school receives a score and a corresponding performance tier at the overall and domain levels. Each school also receives two rankings: one within all schools of the same grade configuration (City Rank) and one within a peer group of schools with similar student demographics (Peer Rank). A school is designated a City Leader if it ranks first among all schools with the same grade configuration. A school is designated a Peer Leader if it ranks first in its peer group.

## Scoring Summary

TIER: ■ □ □ □ INTERVENE (0-24%) □ ■ □ □ WATCH (25-49%) □ □ ■ □ REINFORCE (50-74%) □ □ □ ■ MODEL (75-100%)

	<u>Score</u>	<u>Performance Tier</u>	<u>City Rank (Gap to Leader)</u>	<u>Peer Rank (Gap to Leader)</u>
<b>OVERALL</b> A school's overall score represents its combined performance on the Achievement, Progress, Climate, and College & Career (for high schools only) domains.	16%	<span style="color: purple;">■</span> □ □ □ <b>INTERVENE</b>	58th of 71 (-66)	18th of 18 (-42)
<b>Achievement</b> The Achievement domain measures performance on standardized assessments, including PSSA, Keystone Exams, ACCESS for ELLs, and reading assessments.	6%	<span style="color: purple;">■</span> □ □ □ <b>INTERVENE</b>	46th of 70 (-78)	16th of 18 (-28)
<b>Progress</b> The Progress domain measures growth on standardized assessments and progress towards graduation (for high schools only).	20%	<span style="color: purple;">■</span> □ □ □ <b>INTERVENE</b>	50th of 71 (-64)	14th of 18 (-52)
<b>Climate</b> The Climate domain measures school climate and student and parent/guardian engagement.	20%	<span style="color: purple;">■</span> □ □ □ <b>INTERVENE</b>	58th of 72 (-80)	18th of 18 (-65)
<b>College &amp; Career</b> The College & Career domain measures college and career readiness and post-secondary outcomes.	28%	□ <span style="color: orange;">■</span> □ □ <b>WATCH</b>	56th of 70 (-70)	18th of 18 (-60)

# Sankofa Freedom Academy Charter School

Governance	Charter	Report Type	High School
Address	4256 Paul St. Philadelphia, PA 19124	Enrollment	187
Phone / Fax	215.288.2001 / 215.288.2099	Grade Range	9-12
Website	www.sfacs.us/	Admissions Category	Lottery with Preference
		Turnaround Model	N/A

## Welcome

The School Progress Report (SPR) provides parents, families, and community members with valuable information on the progress schools are making towards citywide goals. Each school receives a score and a corresponding performance tier at the overall and domain levels. Each school also receives two rankings: one within all schools of the same grade configuration (City Rank) and one within a peer group of schools with similar student demographics (Peer Rank). A school is designated a City Leader if it ranks first among all schools with the same grade configuration. A school is designated a Peer Leader if it ranks first in its peer group.

## Scoring Summary

TIER: ■ □ □ □ INTERVENE (0-24%) □ ■ □ □ WATCH (25-49%) □ □ ■ □ REINFORCE (50-74%) □ □ □ ■ MODEL (75-100%)

	<u>Score</u>	<u>Performance Tier</u>	<u>City Rank (Gap to Leader)</u>	<u>Peer Rank (Gap to Leader)</u>
<h3>OVERALL</h3> <p>A school's overall score represents its combined performance on the Achievement, Progress, Climate, and College &amp; Career (for high schools only) domains.</p>	47%	<div style="display: flex; justify-content: space-around;"> <span>□</span> <span style="background-color: orange; width: 15px; height: 15px; display: inline-block;"></span> <span>□</span> <span>□</span> </div> <p style="text-align: center; color: orange;">WATCH</p>	21st of 71 (-35)	4th of 27 (-18)
<h3>Achievement</h3> <p>The Achievement domain measures performance on standardized assessments, including PSSA, Keystone Exams, ACCESS for ELLs, and reading assessments.</p>	12%	<div style="display: flex; justify-content: space-around;"> <span style="background-color: purple; width: 15px; height: 15px; display: inline-block;"></span> <span>□</span> <span>□</span> <span>□</span> </div> <p style="text-align: center; color: purple;">INTERVENE</p>	38th of 70 (-72)	6th of 27 (-26)
<h3>Progress</h3> <p>The Progress domain measures growth on standardized assessments and progress towards graduation (for high schools only).</p>	60%	<div style="display: flex; justify-content: space-around;"> <span>□</span> <span>□</span> <span style="background-color: green; width: 15px; height: 15px; display: inline-block;"></span> <span>□</span> </div> <p style="text-align: center; color: green;">REINFORCE</p>	13th of 71 (-24)	3rd of 27 (-12)
<h3>Climate</h3> <p>The Climate domain measures school climate and student and parent/guardian engagement.</p>	59%	<div style="display: flex; justify-content: space-around;"> <span>□</span> <span>□</span> <span style="background-color: green; width: 15px; height: 15px; display: inline-block;"></span> <span>□</span> </div> <p style="text-align: center; color: green;">REINFORCE</p>	29th of 72 (-41)	4th of 28 (-19)
<h3>College &amp; Career</h3> <p>The College &amp; Career domain measures college and career readiness and post-secondary outcomes.</p>	85%	<div style="display: flex; justify-content: space-around;"> <span>□</span> <span>□</span> <span>□</span> <span style="background-color: blue; width: 15px; height: 15px; display: inline-block;"></span> </div> <p style="text-align: center; color: blue;">MODEL</p>	15th of 70 (-13)	Peer Leader

## Science Leadership Academy

Governance	District	Report Type	High School
Address	55 N. 22nd St. Philadelphia, PA 19103	Enrollment	601
Phone / Fax	215.979.5620 / 215.567.2809	Grade Range	9-12
Website	www.scienceleadership.org	Admissions Category	Special Admission
		Turnaround Model	N/A

## Welcome

The School Progress Report (SPR) provides parents, families, and community members with valuable information on the progress schools are making towards citywide goals. Each school receives a score and a corresponding performance tier at the overall and domain levels. Each school also receives two rankings: one within all schools of the same grade configuration (City Rank) and one within a peer group of schools with similar student demographics (Peer Rank). A school is designated a City Leader if it ranks first among all schools with the same grade configuration. A school is designated a Peer Leader if it ranks first in its peer group.

## Scoring Summary

TIER: ■ □ □ □ INTERVENE (0-24%) □ ■ □ □ WATCH (25-49%) □ □ ■ □ REINFORCE (50-74%) □ □ □ ■ MODEL (75-100%)

	<u>Score</u>	<u>Performance Tier</u>	<u>City Rank (Gap to Leader)</u>	<u>Peer Rank (Gap to Leader)</u>
<h3>OVERALL</h3> <p>A school's overall score represents its combined performance on the Achievement, Progress, Climate, and College &amp; Career (for high schools only) domains.</p>	62%	<div style="display: flex; justify-content: space-around;"> <div style="border: 1px solid gray; width: 20px; height: 20px; background-color: white;"></div> <div style="border: 1px solid gray; width: 20px; height: 20px; background-color: white;"></div> <div style="border: 1px solid gray; width: 20px; height: 20px; background-color: green;"></div> <div style="border: 1px solid gray; width: 20px; height: 20px; background-color: white;"></div> </div> <p style="text-align: center; color: green;">REINFORCE</p>	10th of 71 (-20)	4th of 21 (-20)
<h3>Achievement</h3> <p>The Achievement domain measures performance on standardized assessments, including PSSA, Keystone Exams, ACCESS for ELLs, and reading assessments.</p>	61%	<div style="display: flex; justify-content: space-around;"> <div style="border: 1px solid gray; width: 20px; height: 20px; background-color: white;"></div> <div style="border: 1px solid gray; width: 20px; height: 20px; background-color: white;"></div> <div style="border: 1px solid gray; width: 20px; height: 20px; background-color: green;"></div> <div style="border: 1px solid gray; width: 20px; height: 20px; background-color: white;"></div> </div> <p style="text-align: center; color: green;">REINFORCE</p>	4th of 70 (-23)	2nd of 21 (-5)
<h3>Progress</h3> <p>The Progress domain measures growth on standardized assessments and progress towards graduation (for high schools only).</p>	32%	<div style="display: flex; justify-content: space-around;"> <div style="border: 1px solid gray; width: 20px; height: 20px; background-color: white;"></div> <div style="border: 1px solid gray; width: 20px; height: 20px; background-color: orange;"></div> <div style="border: 1px solid gray; width: 20px; height: 20px; background-color: white;"></div> <div style="border: 1px solid gray; width: 20px; height: 20px; background-color: white;"></div> </div> <p style="text-align: center; color: orange;">WATCH</p>	32nd of 71 (-52)	11th of 21 (-52)
<h3>Climate</h3> <p>The Climate domain measures school climate and student and parent/guardian engagement.</p>	96%	<div style="display: flex; justify-content: space-around;"> <div style="border: 1px solid gray; width: 20px; height: 20px; background-color: white;"></div> <div style="border: 1px solid gray; width: 20px; height: 20px; background-color: white;"></div> <div style="border: 1px solid gray; width: 20px; height: 20px; background-color: white;"></div> <div style="border: 1px solid gray; width: 20px; height: 20px; background-color: blue;"></div> </div> <p style="text-align: center; color: blue;">MODEL</p>	3rd of 72 (-4)	Peer Leader
<h3>College &amp; Career</h3> <p>The College &amp; Career domain measures college and career readiness and post-secondary outcomes.</p>	98%	<div style="display: flex; justify-content: space-around;"> <div style="border: 1px solid gray; width: 20px; height: 20px; background-color: white;"></div> <div style="border: 1px solid gray; width: 20px; height: 20px; background-color: white;"></div> <div style="border: 1px solid gray; width: 20px; height: 20px; background-color: white;"></div> <div style="border: 1px solid gray; width: 20px; height: 20px; background-color: blue;"></div> </div> <p style="text-align: center; color: blue;">MODEL</p>	City Leader	Peer Leader

## South Philadelphia High School

Governance District  
 Address 2101 S. Broad St.  
 Philadelphia, PA 19148  
 Phone / Fax 215.952.6220 / 215.551.2275  
 Website www.philasd.org/schools/southphila

Report Type High School  
 Enrollment 1,029  
 Grade Range 9-12  
 Admissions Category Neighborhood  
 Turnaround Model N/A

### Welcome

The School Progress Report (SPR) provides parents, families, and community members with valuable information on the progress schools are making towards citywide goals. Each school receives a score and a corresponding performance tier at the overall and domain levels. Each school also receives two rankings: one within all schools of the same grade configuration (City Rank) and one within a peer group of schools with similar student demographics (Peer Rank). A school is designated a City Leader if it ranks first among all schools with the same grade configuration. A school is designated a Peer Leader if it ranks first in its peer group.

### Scoring Summary

TIER: ■ □ □ □ INTERVENE (0-24%) □ ■ □ □ WATCH (25-49%) □ □ ■ □ REINFORCE (50-74%) □ □ □ ■ MODEL (75-100%)

	Score	Performance Tier	City Rank (Gap to Leader)	Peer Rank (Gap to Leader)
<b>OVERALL</b> A school's overall score represents its combined performance on the Achievement, Progress, Climate, and College & Career (for high schools only) domains.	10%	<span style="color: purple;">■ □ □ □</span> INTERVENE	64th of 71 (-72)	21st of 21 (-72)
<b>Achievement</b> The Achievement domain measures performance on standardized assessments, including PSSA, Keystone Exams, ACCESS for ELLs, and reading assessments.	5%	<span style="color: purple;">■ □ □ □</span> INTERVENE	53rd of 70 (-79)	20th of 21 (-61)
<b>Progress</b> The Progress domain measures growth on standardized assessments and progress towards graduation (for high schools only).	7%	<span style="color: purple;">■ □ □ □</span> INTERVENE	66th of 71 (-77)	20th of 21 (-77)
<b>Climate</b> The Climate domain measures school climate and student and parent/guardian engagement.	15%	<span style="color: purple;">■ □ □ □</span> INTERVENE	61st of 72 (-85)	20th of 21 (-81)
<b>College &amp; Career</b> The College & Career domain measures college and career readiness and post-secondary outcomes.	27%	<span style="color: orange;">□ ■ □ □</span> WATCH	57th of 70 (-71)	20th of 21 (-71)

# Strawberry Mansion High School

Governance District  
 Address 3133 Ridge Ave.  
 Philadelphia, PA 19121  
 Phone / Fax 215.684.5089 / 215.684.5380  
 Website www.philasd.org/schools/strawberry

Report Type High School  
 Enrollment 440  
 Grade Range 9-12  
 Admissions Category Neighborhood  
 Turnaround Model Pre-Promise Academy

## Welcome

The School Progress Report (SPR) provides parents, families, and community members with valuable information on the progress schools are making towards citywide goals. Each school receives a score and a corresponding performance tier at the overall and domain levels. Each school also receives two rankings: one within all schools of the same grade configuration (City Rank) and one within a peer group of schools with similar student demographics (Peer Rank). A school is designated a City Leader if it ranks first among all schools with the same grade configuration. A school is designated a Peer Leader if it ranks first in its peer group.

## Scoring Summary

TIER: ■ □ □ □ INTERVENE (0-24%) □ ■ □ □ WATCH (25-49%) □ □ ■ □ REINFORCE (50-74%) □ □ □ ■ MODEL (75-100%)

	Score	Performance Tier	City Rank (Gap to Leader)	Peer Rank (Gap to Leader)
<b>OVERALL</b> A school's overall score represents its combined performance on the Achievement, Progress, Climate, and College & Career (for high schools only) domains.	Less than 10%	<span style="color: purple;">■ □ □ □</span> INTERVENE	68th of 71 (N/A)	24th of 27 (N/A)
<b>Achievement</b> The Achievement domain measures performance on standardized assessments, including PSSA, Keystone Exams, ACCESS for ELLs, and reading assessments.	Less than 10%	<span style="color: purple;">■ □ □ □</span> INTERVENE	70th of 70 (N/A)	27th of 27 (N/A)
<b>Progress</b> The Progress domain measures growth on standardized assessments and progress towards graduation (for high schools only).	15%	<span style="color: purple;">■ □ □ □</span> INTERVENE	57th of 71 (-69)	18th of 27 (-57)
<b>Climate</b> The Climate domain measures school climate and student and parent/guardian engagement.	Less than 10%	<span style="color: purple;">■ □ □ □</span> INTERVENE	72nd of 72 (N/A)	28th of 28 (N/A)
<b>College &amp; Career</b> The College & Career domain measures college and career readiness and post-secondary outcomes.	Less than 10%	<span style="color: purple;">■ □ □ □</span> INTERVENE	68th of 70 (N/A)	24th of 26 (N/A)

## Swenson Arts and Technology High School

Governance	District	Report Type	High School
Address	2750 Red Lion Rd. Philadelphia, PA 19114	Enrollment	679
Phone / Fax	215.961.2009 / 215.961.2081	Grade Range	9-12
Website	www.philasd.org/schools/swenson	Admissions Category	Citywide
		Turnaround Model	N/A

### Welcome

The School Progress Report (SPR) provides parents, families, and community members with valuable information on the progress schools are making towards citywide goals. Each school receives a score and a corresponding performance tier at the overall and domain levels. Each school also receives two rankings: one within all schools of the same grade configuration (City Rank) and one within a peer group of schools with similar student demographics (Peer Rank). A school is designated a City Leader if it ranks first among all schools with the same grade configuration. A school is designated a Peer Leader if it ranks first in its peer group.

### Scoring Summary

TIER: ■ ■ ■ ■ INTERVENE (0-24%)    ■ ■ ■ WATCH (25-49%)    ■ ■ ■ REINFORCE (50-74%)    ■ ■ ■ MODEL (75-100%)

	<u>Score</u>	<u>Performance Tier</u>	<u>City Rank (Gap to Leader)</u>	<u>Peer Rank (Gap to Leader)</u>
<b>OVERALL</b> A school's overall score represents its combined performance on the Achievement, Progress, Climate, and College & Career (for high schools only) domains.	40%	<div style="display: flex; justify-content: space-around;"> <span style="border: 1px solid black; width: 15px; height: 15px; background-color: white;"></span> <span style="border: 1px solid black; width: 15px; height: 15px; background-color: orange;"></span> <span style="border: 1px solid black; width: 15px; height: 15px; background-color: white;"></span> <span style="border: 1px solid black; width: 15px; height: 15px; background-color: white;"></span> </div> <p style="text-align: center; color: orange;">WATCH</p>	31st of 71 (-42)	13th of 21 (-42)
<b>Achievement</b> The Achievement domain measures performance on standardized assessments, including PSSA, Keystone Exams, ACCESS for ELLs, and reading assessments.	16%	<div style="display: flex; justify-content: space-around;"> <span style="border: 1px solid black; width: 15px; height: 15px; background-color: purple;"></span> <span style="border: 1px solid black; width: 15px; height: 15px; background-color: white;"></span> <span style="border: 1px solid black; width: 15px; height: 15px; background-color: white;"></span> <span style="border: 1px solid black; width: 15px; height: 15px; background-color: white;"></span> </div> <p style="text-align: center; color: purple;">INTERVENE</p>	33rd of 70 (-68)	16th of 21 (-50)
<b>Progress</b> The Progress domain measures growth on standardized assessments and progress towards graduation (for high schools only).	36%	<div style="display: flex; justify-content: space-around;"> <span style="border: 1px solid black; width: 15px; height: 15px; background-color: white;"></span> <span style="border: 1px solid black; width: 15px; height: 15px; background-color: orange;"></span> <span style="border: 1px solid black; width: 15px; height: 15px; background-color: white;"></span> <span style="border: 1px solid black; width: 15px; height: 15px; background-color: white;"></span> </div> <p style="text-align: center; color: orange;">WATCH</p>	30th of 71 (-48)	10th of 21 (-48)
<b>Climate</b> The Climate domain measures school climate and student and parent/guardian engagement.	69%	<div style="display: flex; justify-content: space-around;"> <span style="border: 1px solid black; width: 15px; height: 15px; background-color: white;"></span> <span style="border: 1px solid black; width: 15px; height: 15px; background-color: white;"></span> <span style="border: 1px solid black; width: 15px; height: 15px; background-color: green;"></span> <span style="border: 1px solid black; width: 15px; height: 15px; background-color: white;"></span> </div> <p style="text-align: center; color: green;">REINFORCE</p>	20th of 72 (-31)	9th of 21 (-27)
<b>College &amp; Career</b> The College & Career domain measures college and career readiness and post-secondary outcomes.	63%	<div style="display: flex; justify-content: space-around;"> <span style="border: 1px solid black; width: 15px; height: 15px; background-color: white;"></span> <span style="border: 1px solid black; width: 15px; height: 15px; background-color: white;"></span> <span style="border: 1px solid black; width: 15px; height: 15px; background-color: green;"></span> <span style="border: 1px solid black; width: 15px; height: 15px; background-color: white;"></span> </div> <p style="text-align: center; color: green;">REINFORCE</p>	31st of 70 (-35)	12th of 21 (-35)

## Tacony Academy Charter School

Governance	Charter	Report Type	High School
Address	1330 Rhawn St. Philadelphia, PA 19111	Enrollment	408
Phone / Fax	215.742.5100 / 215.742.5200	Grade Range	9-12
Website	www.ap-schools.org/taconyacademy/	Admissions Category	Lottery with Preference
		Turnaround Model	N/A

## Welcome

The School Progress Report (SPR) provides parents, families, and community members with valuable information on the progress schools are making towards citywide goals. Each school receives a score and a corresponding performance tier at the overall and domain levels. Each school also receives two rankings: one within all schools of the same grade configuration (City Rank) and one within a peer group of schools with similar student demographics (Peer Rank). A school is designated a City Leader if it ranks first among all schools with the same grade configuration. A school is designated a Peer Leader if it ranks first in its peer group.

## Scoring Summary

TIER: ■ □ □ □ INTERVENE (0-24%) □ ■ □ □ WATCH (25-49%) □ □ ■ □ REINFORCE (50-74%) □ □ □ ■ MODEL (75-100%)

	<u>Score</u>	<u>Performance Tier</u>	<u>City Rank (Gap to Leader)</u>	<u>Peer Rank (Gap to Leader)</u>
<h3>OVERALL</h3> <p>A school's overall score represents its combined performance on the Achievement, Progress, Climate, and College &amp; Career (for high schools only) domains.</p>	17%	<span style="color: purple;">■ □ □ □</span> <b>INTERVENE</b>	56th of 71 (-65)	20th of 21 (-65)
<h3>Achievement</h3> <p>The Achievement domain measures performance on standardized assessments, including PSSA, Keystone Exams, ACCESS for ELLs, and reading assessments.</p>	6%	<span style="color: purple;">■ □ □ □</span> <b>INTERVENE</b>	46th of 70 (-78)	18th of 21 (-60)
<h3>Progress</h3> <p>The Progress domain measures growth on standardized assessments and progress towards graduation (for high schools only).</p>	6%	<span style="color: purple;">■ □ □ □</span> <b>INTERVENE</b>	68th of 71 (-78)	21st of 21 (-78)
<h3>Climate</h3> <p>The Climate domain measures school climate and student and parent/guardian engagement.</p>	33%	<span style="color: orange;">□ ■ □ □</span> <b>WATCH</b>	51st of 72 (-67)	18th of 21 (-63)
<h3>College &amp; Career</h3> <p>The College &amp; Career domain measures college and career readiness and post-secondary outcomes.</p>	52%	<span style="color: green;">□ □ ■ □</span> <b>REINFORCE</b>	40th of 70 (-46)	15th of 21 (-46)



## Thomas A. Edison High School

Governance	District	Report Type	High School
Address	151 W. Luzerne St. Philadelphia, PA 19140	Enrollment	1,328
Phone / Fax	215.324.9599 / 215.329.5824	Grade Range	9-12
Website	philasd.org/schools/edison	Admissions Category	Neighborhood
		Turnaround Model	Pre-Promise Academy

## Welcome

The School Progress Report (SPR) provides parents, families, and community members with valuable information on the progress schools are making towards citywide goals. Each school receives a score and a corresponding performance tier at the overall and domain levels. Each school also receives two rankings: one within all schools of the same grade configuration (City Rank) and one within a peer group of schools with similar student demographics (Peer Rank). A school is designated a City Leader if it ranks first among all schools with the same grade configuration. A school is designated a Peer Leader if it ranks first in its peer group.

## Scoring Summary

TIER: ■ □ □ □ INTERVENE (0-24%) □ ■ □ □ WATCH (25-49%) □ □ ■ □ REINFORCE (50-74%) □ □ □ ■ MODEL (75-100%)

	<u>Score</u>	<u>Performance Tier</u>	<u>City Rank (Gap to Leader)</u>	<u>Peer Rank (Gap to Leader)</u>
<b>OVERALL</b>				
A school's overall score represents its combined performance on the Achievement, Progress, Climate, and College & Career (for high schools only) domains.	Less than 10%	<span style="color: purple;">■ □ □ □ INTERVENE</span>	68th of 71 (N/A)	24th of 27 (N/A)
<b>Achievement</b>				
The Achievement domain measures performance on standardized assessments, including PSSA, Keystone Exams, ACCESS for ELLs, and reading assessments.	Less than 10%	<span style="color: purple;">■ □ □ □ INTERVENE</span>	61st of 70 (N/A)	18th of 27 (N/A)
<b>Progress</b>				
The Progress domain measures growth on standardized assessments and progress towards graduation (for high schools only).	Less than 10%	<span style="color: purple;">■ □ □ □ INTERVENE</span>	63rd of 71 (N/A)	23rd of 27 (N/A)
<b>Climate</b>				
The Climate domain measures school climate and student and parent/guardian engagement.	Less than 10%	<span style="color: purple;">■ □ □ □ INTERVENE</span>	70th of 72 (N/A)	26th of 28 (N/A)
<b>College &amp; Career</b>				
The College & Career domain measures college and career readiness and post-secondary outcomes.	Less than 10%	<span style="color: purple;">■ □ □ □ INTERVENE</span>	68th of 70 (N/A)	24th of 26 (N/A)

## Universal Charter School at Audenried

Governance	Charter	Report Type	High School
Address	3301 Tasker St. Philadelphia, PA 19145	Enrollment	693
Phone / Fax	215.952.4801 / 215.481.4805	Grade Range	9-12
Website	www.universalcompanies.org/education/audenried-charter-school/	Admissions Category	Neighborhood
		Turnaround Model	Renaissance Charter

## Welcome

The School Progress Report (SPR) provides parents, families, and community members with valuable information on the progress schools are making towards citywide goals. Each school receives a score and a corresponding performance tier at the overall and domain levels. Each school also receives two rankings: one within all schools of the same grade configuration (City Rank) and one within a peer group of schools with similar student demographics (Peer Rank). A school is designated a City Leader if it ranks first among all schools with the same grade configuration. A school is designated a Peer Leader if it ranks first in its peer group.

## Scoring Summary

TIER: ■ ■ ■ ■ INTERVENE (0-24%)    ■ ■ ■ WATCH (25-49%)    ■ ■ ■ REINFORCE (50-74%)    ■ ■ ■ MODEL (75-100%)

	<u>Score</u>	<u>Performance Tier</u>	<u>City Rank (Gap to Leader)</u>	<u>Peer Rank (Gap to Leader)</u>
<b>OVERALL</b> A school's overall score represents its combined performance on the Achievement, Progress, Climate, and College & Career (for high schools only) domains.	28%	<div style="display: flex; justify-content: space-around;"> <span style="border: 1px solid black; width: 15px; height: 15px; background-color: white;"></span> <span style="border: 1px solid black; width: 15px; height: 15px; background-color: orange;"></span> <span style="border: 1px solid black; width: 15px; height: 15px; background-color: white;"></span> <span style="border: 1px solid black; width: 15px; height: 15px; background-color: white;"></span> </div> <p style="text-align: center; color: orange;">WATCH</p>	41st of 71 (-54)	7th of 27 (-37)
<b>Achievement</b> The Achievement domain measures performance on standardized assessments, including PSSA, Keystone Exams, ACCESS for ELLs, and reading assessments.	6%	<div style="display: flex; justify-content: space-around;"> <span style="border: 1px solid black; width: 15px; height: 15px; background-color: purple;"></span> <span style="border: 1px solid black; width: 15px; height: 15px; background-color: white;"></span> <span style="border: 1px solid black; width: 15px; height: 15px; background-color: white;"></span> <span style="border: 1px solid black; width: 15px; height: 15px; background-color: white;"></span> </div> <p style="text-align: center; color: purple;">INTERVENE</p>	46th of 70 (-78)	10th of 27 (-32)
<b>Progress</b> The Progress domain measures growth on standardized assessments and progress towards graduation (for high schools only).	38%	<div style="display: flex; justify-content: space-around;"> <span style="border: 1px solid black; width: 15px; height: 15px; background-color: white;"></span> <span style="border: 1px solid black; width: 15px; height: 15px; background-color: orange;"></span> <span style="border: 1px solid black; width: 15px; height: 15px; background-color: white;"></span> <span style="border: 1px solid black; width: 15px; height: 15px; background-color: white;"></span> </div> <p style="text-align: center; color: orange;">WATCH</p>	28th of 71 (-46)	6th of 27 (-34)
<b>Climate</b> The Climate domain measures school climate and student and parent/guardian engagement.	40%	<div style="display: flex; justify-content: space-around;"> <span style="border: 1px solid black; width: 15px; height: 15px; background-color: white;"></span> <span style="border: 1px solid black; width: 15px; height: 15px; background-color: orange;"></span> <span style="border: 1px solid black; width: 15px; height: 15px; background-color: white;"></span> <span style="border: 1px solid black; width: 15px; height: 15px; background-color: white;"></span> </div> <p style="text-align: center; color: orange;">WATCH</p>	46th of 72 (-60)	9th of 28 (-38)
<b>College &amp; Career</b> The College & Career domain measures college and career readiness and post-secondary outcomes.	32%	<div style="display: flex; justify-content: space-around;"> <span style="border: 1px solid black; width: 15px; height: 15px; background-color: white;"></span> <span style="border: 1px solid black; width: 15px; height: 15px; background-color: orange;"></span> <span style="border: 1px solid black; width: 15px; height: 15px; background-color: white;"></span> <span style="border: 1px solid black; width: 15px; height: 15px; background-color: white;"></span> </div> <p style="text-align: center; color: orange;">WATCH</p>	53rd of 70 (-66)	12th of 26 (-53)

## Walter B. Saul High School

Governance	District	Report Type	High School
Address	7100 Henry Ave. Philadelphia, PA 19128	Enrollment	575
Phone / Fax	215.487.4467 / 215.487.4844	Grade Range	9-12
Website	www.philasd.org/schools/saul	Admissions Category	Special Admission
		Turnaround Model	N/A

## Welcome

The School Progress Report (SPR) provides parents, families, and community members with valuable information on the progress schools are making towards citywide goals. Each school receives a score and a corresponding performance tier at the overall and domain levels. Each school also receives two rankings: one within all schools of the same grade configuration (City Rank) and one within a peer group of schools with similar student demographics (Peer Rank). A school is designated a City Leader if it ranks first among all schools with the same grade configuration. A school is designated a Peer Leader if it ranks first in its peer group.

## Scoring Summary

TIER: ■ □ □ □ INTERVENE (0-24%) □ ■ □ □ WATCH (25-49%) □ □ ■ □ REINFORCE (50-74%) □ □ □ ■ MODEL (75-100%)

	<u>Score</u>	<u>Performance Tier</u>	<u>City Rank (Gap to Leader)</u>	<u>Peer Rank (Gap to Leader)</u>
<h3>OVERALL</h3> <p>A school's overall score represents its combined performance on the Achievement, Progress, Climate, and College &amp; Career (for high schools only) domains.</p>	42%	<div style="display: flex; justify-content: space-around;"> <div style="border: 1px solid black; width: 20px; height: 20px; background-color: white;"></div> <div style="border: 1px solid black; width: 20px; height: 20px; background-color: orange;"></div> <div style="border: 1px solid black; width: 20px; height: 20px; background-color: white;"></div> <div style="border: 1px solid black; width: 20px; height: 20px; background-color: white;"></div> </div> <p style="text-align: center; color: orange;">WATCH</p>	27th of 71 (-40)	11th of 21 (-40)
<h3>Achievement</h3> <p>The Achievement domain measures performance on standardized assessments, including PSSA, Keystone Exams, ACCESS for ELLs, and reading assessments.</p>	26%	<div style="display: flex; justify-content: space-around;"> <div style="border: 1px solid black; width: 20px; height: 20px; background-color: white;"></div> <div style="border: 1px solid black; width: 20px; height: 20px; background-color: orange;"></div> <div style="border: 1px solid black; width: 20px; height: 20px; background-color: white;"></div> <div style="border: 1px solid black; width: 20px; height: 20px; background-color: white;"></div> </div> <p style="text-align: center; color: orange;">WATCH</p>	21st of 70 (-58)	11th of 21 (-40)
<h3>Progress</h3> <p>The Progress domain measures growth on standardized assessments and progress towards graduation (for high schools only).</p>	26%	<div style="display: flex; justify-content: space-around;"> <div style="border: 1px solid black; width: 20px; height: 20px; background-color: white;"></div> <div style="border: 1px solid black; width: 20px; height: 20px; background-color: orange;"></div> <div style="border: 1px solid black; width: 20px; height: 20px; background-color: white;"></div> <div style="border: 1px solid black; width: 20px; height: 20px; background-color: white;"></div> </div> <p style="text-align: center; color: orange;">WATCH</p>	40th of 71 (-58)	15th of 21 (-58)
<h3>Climate</h3> <p>The Climate domain measures school climate and student and parent/guardian engagement.</p>	69%	<div style="display: flex; justify-content: space-around;"> <div style="border: 1px solid black; width: 20px; height: 20px; background-color: white;"></div> <div style="border: 1px solid black; width: 20px; height: 20px; background-color: white;"></div> <div style="border: 1px solid black; width: 20px; height: 20px; background-color: green;"></div> <div style="border: 1px solid black; width: 20px; height: 20px; background-color: white;"></div> </div> <p style="text-align: center; color: green;">REINFORCE</p>	20th of 72 (-31)	9th of 21 (-27)
<h3>College &amp; Career</h3> <p>The College &amp; Career domain measures college and career readiness and post-secondary outcomes.</p>	83%	<div style="display: flex; justify-content: space-around;"> <div style="border: 1px solid black; width: 20px; height: 20px; background-color: white;"></div> <div style="border: 1px solid black; width: 20px; height: 20px; background-color: white;"></div> <div style="border: 1px solid black; width: 20px; height: 20px; background-color: white;"></div> <div style="border: 1px solid black; width: 20px; height: 20px; background-color: blue;"></div> </div> <p style="text-align: center; color: blue;">MODEL</p>	18th of 70 (-15)	7th of 21 (-15)

## West Philadelphia High School

Governance	District	Report Type	High School
Address	4901 Chestnut St. Philadelphia, PA 19139	Enrollment	660
Phone / Fax	215.471.2902 / 215.471.6402	Grade Range	9-12
Website	www.philasd.org/schools/westphila	Admissions Category	Neighborhood
		Turnaround Model	Promise Academy

## Welcome

The School Progress Report (SPR) provides parents, families, and community members with valuable information on the progress schools are making towards citywide goals. Each school receives a score and a corresponding performance tier at the overall and domain levels. Each school also receives two rankings: one within all schools of the same grade configuration (City Rank) and one within a peer group of schools with similar student demographics (Peer Rank). A school is designated a City Leader if it ranks first among all schools with the same grade configuration. A school is designated a Peer Leader if it ranks first in its peer group.

## Scoring Summary

TIER: ■ □ □ □ INTERVENE (0-24%) □ ■ □ □ WATCH (25-49%) □ □ ■ □ REINFORCE (50-74%) □ □ □ ■ MODEL (75-100%)

	<u>Score</u>	<u>Performance Tier</u>	<u>City Rank (Gap to Leader)</u>	<u>Peer Rank (Gap to Leader)</u>
<h3>OVERALL</h3> <p>A school's overall score represents its combined performance on the Achievement, Progress, Climate, and College &amp; Career (for high schools only) domains.</p>	17%	<span style="color: purple;">■ □ □ □</span> <b>INTERVENE</b>	56th of 71 (-65)	15th of 27 (-48)
<h3>Achievement</h3> <p>The Achievement domain measures performance on standardized assessments, including PSSA, Keystone Exams, ACCESS for ELLs, and reading assessments.</p>	3%	<span style="color: purple;">■ □ □ □</span> <b>INTERVENE</b>	61st of 70 (-81)	18th of 27 (-35)
<h3>Progress</h3> <p>The Progress domain measures growth on standardized assessments and progress towards graduation (for high schools only).</p>	25%	<span style="color: orange;">□ ■ □ □</span> <b>WATCH</b>	43rd of 71 (-59)	9th of 27 (-47)
<h3>Climate</h3> <p>The Climate domain measures school climate and student and parent/guardian engagement.</p>	15%	<span style="color: purple;">■ □ □ □</span> <b>INTERVENE</b>	61st of 72 (-85)	19th of 28 (-63)
<h3>College &amp; Career</h3> <p>The College &amp; Career domain measures college and career readiness and post-secondary outcomes.</p>	32%	<span style="color: orange;">□ ■ □ □</span> <b>WATCH</b>	53rd of 70 (-66)	12th of 26 (-53)

## William L. Sayre High School

Governance District  
 Address 5800 Walnut St.  
 Philadelphia, PA 19139  
 Phone / Fax 215.471.2904 / 215.471.3486  
 Website www.philasd.org/schools/sayre

Report Type High School  
 Enrollment 513  
 Grade Range 9-12  
 Admissions Category Neighborhood  
 Turnaround Model N/A

### Welcome

The School Progress Report (SPR) provides parents, families, and community members with valuable information on the progress schools are making towards citywide goals. Each school receives a score and a corresponding performance tier at the overall and domain levels. Each school also receives two rankings: one within all schools of the same grade configuration (City Rank) and one within a peer group of schools with similar student demographics (Peer Rank). A school is designated a City Leader if it ranks first among all schools with the same grade configuration. A school is designated a Peer Leader if it ranks first in its peer group.

### Scoring Summary

TIER: ■ ■ ■ ■ INTERVENE (0-24%)    ■ ■ ■ WATCH (25-49%)    ■ ■ ■ REINFORCE (50-74%)    ■ ■ ■ MODEL (75-100%)

	Score	Performance Tier	City Rank (Gap to Leader)	Peer Rank (Gap to Leader)
<b>OVERALL</b> A school's overall score represents its combined performance on the Achievement, Progress, Climate, and College & Career (for high schools only) domains.	13%	<span style="color: purple;">■</span> <span style="color: orange;">□</span> <span style="color: green;">□</span> <span style="color: blue;">□</span> INTERVENE	61st of 71 (-69)	18th of 27 (-52)
<b>Achievement</b> The Achievement domain measures performance on standardized assessments, including PSSA, Keystone Exams, ACCESS for ELLs, and reading assessments.	2%	<span style="color: purple;">■</span> <span style="color: orange;">□</span> <span style="color: green;">□</span> <span style="color: blue;">□</span> INTERVENE	66th of 70 (-82)	23rd of 27 (-36)
<b>Progress</b> The Progress domain measures growth on standardized assessments and progress towards graduation (for high schools only).	25%	<span style="color: orange;">■</span> <span style="color: green;">□</span> <span style="color: blue;">□</span> <span style="color: purple;">□</span> WATCH	43rd of 71 (-59)	9th of 27 (-47)
<b>Climate</b> The Climate domain measures school climate and student and parent/guardian engagement.	7%	<span style="color: purple;">■</span> <span style="color: orange;">□</span> <span style="color: green;">□</span> <span style="color: blue;">□</span> INTERVENE	69th of 72 (-93)	25th of 28 (-71)
<b>College &amp; Career</b> The College & Career domain measures college and career readiness and post-secondary outcomes.	7%	<span style="color: purple;">■</span> <span style="color: orange;">□</span> <span style="color: green;">□</span> <span style="color: blue;">□</span> INTERVENE	64th of 70 (-91)	20th of 26 (-78)

## William W. Bodine High School

Governance	District	Report Type	High School
Address	1101 N. 4th St. Philadelphia, PA 19123	Enrollment	494
Phone / Fax	215.351.7332 / 215.351.7370	Grade Range	9-12
Website	www.philasd.org/schools/bodine	Admissions Category	Special Admission
		Turnaround Model	N/A

### Welcome

The School Progress Report (SPR) provides parents, families, and community members with valuable information on the progress schools are making towards citywide goals. Each school receives a score and a corresponding performance tier at the overall and domain levels. Each school also receives two rankings: one within all schools of the same grade configuration (City Rank) and one within a peer group of schools with similar student demographics (Peer Rank). A school is designated a City Leader if it ranks first among all schools with the same grade configuration. A school is designated a Peer Leader if it ranks first in its peer group.

### Scoring Summary

TIER: ■ ■ ■ ■ INTERVENE (0-24%)    ■ ■ ■ WATCH (25-49%)    ■ ■ REINFORCE (50-74%)    ■ MODEL (75-100%)

	<u>Score</u>	<u>Performance Tier</u>	<u>City Rank (Gap to Leader)</u>	<u>Peer Rank (Gap to Leader)</u>
<b>OVERALL</b>	64%	 REINFORCE	9th of 71 (-18)	3rd of 21 (-18)
<b>Achievement</b>	54%	 REINFORCE	6th of 70 (-30)	3rd of 21 (-12)
<b>Progress</b>	49%	 WATCH	18th of 71 (-35)	5th of 21 (-35)
<b>Climate</b>	85%	 MODEL	10th of 72 (-15)	5th of 21 (-11)
<b>College &amp; Career</b>	92%	 MODEL	7th of 70 (-6)	4th of 21 (-6)

#### OVERALL

A school's overall score represents its combined performance on the Achievement, Progress, Climate, and College & Career (for high schools only) domains.

#### Achievement

The Achievement domain measures performance on standardized assessments, including PSSA, Keystone Exams, ACCESS for ELLs, and reading assessments.

#### Progress

The Progress domain measures growth on standardized assessments and progress towards graduation (for high schools only).

#### Climate

The Climate domain measures school climate and student and parent/guardian engagement.

#### College & Career

The College & Career domain measures college and career readiness and post-secondary outcomes.

## The Workshop School

Governance	District	Report Type	High School
Address	221 S. Hanson St. Philadelphia, PA 19139	Enrollment	91
Phone / Fax	215.471.2960 / 215.471.2948	Grade Range	9-12
Website	http://www.workshopschool.org	Admissions Category	Citywide
		Turnaround Model	N/A

## Welcome

The School Progress Report (SPR) provides parents, families, and community members with valuable information on the progress schools are making towards citywide goals. Each school receives a score and a corresponding performance tier at the overall and domain levels. Each school also receives two rankings: one within all schools of the same grade configuration (City Rank) and one within a peer group of schools with similar student demographics (Peer Rank). A school is designated a City Leader if it ranks first among all schools with the same grade configuration. A school is designated a Peer Leader if it ranks first in its peer group.

## Scoring Summary

TIER: ■ □ □ □ INTERVENE (0-24%)    □ ■ □ □ WATCH (25-49%)    □ □ ■ □ REINFORCE (50-74%)    □ □ □ ■ MODEL (75-100%)

	<u>Score</u>	<u>Performance Tier</u>	<u>City Rank (Gap to Leader)</u>	<u>Peer Rank (Gap to Leader)</u>
<h3>OVERALL</h3> <p>A school's overall score represents its combined performance on the Achievement, Progress, Climate, and College &amp; Career (for high schools only) domains.</p>	_____	Insufficient Data	_____	_____
<h3>Achievement</h3> <p>The Achievement domain measures performance on standardized assessments, including PSSA, Keystone Exams, ACCESS for ELLs, and reading assessments.</p>	_____	Insufficient Data	_____	_____
<h3>Progress</h3> <p>The Progress domain measures growth on standardized assessments and progress towards graduation (for high schools only).</p>	_____	Insufficient Data	_____	_____
<h3>Climate</h3> <p>The Climate domain measures school climate and student and parent/guardian engagement.</p>	34%	<span style="color: orange;">□ ■ □ □</span> WATCH	48th of 72 (-66)	11th of 28 (-44)
<h3>College &amp; Career</h3> <p>The College &amp; Career domain measures college and career readiness and post-secondary outcomes.</p>	_____	Insufficient Data	_____	_____

## World Communications Charter School

Governance	Charter	Report Type	High School
Address	512 S. Broad St. Philadelphia, PA 19146	Enrollment	423
Phone / Fax	215.735.3198 / 215.735.3824	Grade Range	9-12
Website	www.worldcomcs.org/	Admissions Category	Lottery
		Turnaround Model	N/A

## Welcome

The School Progress Report (SPR) provides parents, families, and community members with valuable information on the progress schools are making towards citywide goals. Each school receives a score and a corresponding performance tier at the overall and domain levels. Each school also receives two rankings: one within all schools of the same grade configuration (City Rank) and one within a peer group of schools with similar student demographics (Peer Rank). A school is designated a City Leader if it ranks first among all schools with the same grade configuration. A school is designated a Peer Leader if it ranks first in its peer group.

## Scoring Summary

TIER: ■ □ □ □ INTERVENE (0-24%) □ ■ □ □ WATCH (25-49%) □ □ ■ □ REINFORCE (50-74%) □ □ □ ■ MODEL (75-100%)

	<u>Score</u>	<u>Performance Tier</u>	<u>City Rank (Gap to Leader)</u>	<u>Peer Rank (Gap to Leader)</u>
<b>OVERALL</b> A school's overall score represents its combined performance on the Achievement, Progress, Climate, and College & Career (for high schools only) domains.	28%	<div style="display: flex; justify-content: space-around;"> <span>□</span> <span style="color: orange;">■</span> <span>□</span> <span>□</span> </div> <b>WATCH</b>	41st of 71 (-54)	15th of 18 (-30)
<b>Achievement</b> The Achievement domain measures performance on standardized assessments, including PSSA, Keystone Exams, ACCESS for ELLs, and reading assessments.	4%	<div style="display: flex; justify-content: space-around;"> <span style="color: purple;">■</span> <span>□</span> <span>□</span> <span>□</span> </div> <b>INTERVENE</b>	56th of 70 (-80)	18th of 18 (-30)
<b>Progress</b> The Progress domain measures growth on standardized assessments and progress towards graduation (for high schools only).	9%	<div style="display: flex; justify-content: space-around;"> <span style="color: purple;">■</span> <span>□</span> <span>□</span> <span>□</span> </div> <b>INTERVENE</b>	63rd of 71 (-75)	17th of 18 (-63)
<b>Climate</b> The Climate domain measures school climate and student and parent/guardian engagement.	69%	<div style="display: flex; justify-content: space-around;"> <span>□</span> <span>□</span> <span style="color: green;">■</span> <span>□</span> </div> <b>REINFORCE</b>	20th of 72 (-31)	6th of 18 (-16)
<b>College &amp; Career</b> The College & Career domain measures college and career readiness and post-secondary outcomes.	58%	<div style="display: flex; justify-content: space-around;"> <span>□</span> <span>□</span> <span style="color: green;">■</span> <span>□</span> </div> <b>REINFORCE</b>	35th of 70 (-40)	13th of 18 (-30)