

2014-2015 School Progress Report

Abram S. Jenks School

Governance District
Address 2501 S. 13th St.
Philadelphia, PA 19148
Phone/Fax 215-952-6224 / 215-952-6407
Website www.philasd.org/schools/asjenks

Report Type Elementary School
Enrollment 269
Grade Range K-4
Admissions Category Neighborhood
Turnaround Model N/A

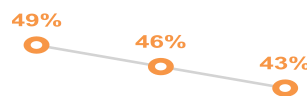
Performance Tiers

■ INTERVENE (0-24%) ■ WATCH (25-49%) ■ REINFORCE (50-74%) ■ MODEL (75-100%)

2012-13 2013-14 2014-15 CITY RANK PEER RANK

OVERALL: 43% WATCH

A school's overall score represents its combined performance on the Achievement, Progress, Climate, and College & Career (for high schools only) domains.

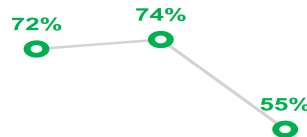


13th
out of 59

5th
out of 6

Achievement: 55% Reinforce

The Achievement domain measures performance on standardized assessments, including PSSA, Keystone Exams, ACCESS for ELLs, and reading assessments.




2nd
out of 59

2nd
out of 6

Progress: 0% Intervene

The Progress domain measures growth on standardized assessments and progress towards graduation (for high schools only).

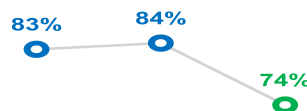


58th
out of 58

6th
out of 6

Climate: 74% Reinforce

The Climate domain measures school climate and student and parent/guardian engagement.



12th
out of 60

4th
out of 6

2014-2015 School Progress Report

Alexander K. McClure School

Governance District
Address 600 W. Hunting Park Ave.
Philadelphia, PA 19140
Phone/Fax 215-456-3001 / 215-456-5587
Website www.philasd.org/schools/mcclure

Report Type Elementary School
Enrollment 610
Grade Range K-5
Admissions Category Neighborhood
Turnaround Model N/A

Performance Tiers

■ INTERVENE (0-24%) ■ WATCH (25-49%) ■ REINFORCE (50-74%) ■ MODEL (75-100%)

2012-13 2013-14 2014-15 CITY RANK PEER RANK

OVERALL: 24% INTERVENE

A school's overall score represents its combined performance on the Achievement, Progress, Climate, and College & Career (for high schools only) domains.

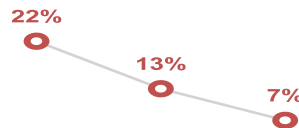


47th
out of 59

13th
out of 22

Achievement: 7% Intervene

The Achievement domain measures performance on standardized assessments, including PSSA, Keystone Exams, ACCESS for ELLs, and reading assessments.



47th
out of 59

14th
out of 22

Progress: 22% Intervene

The Progress domain measures growth on standardized assessments and progress towards graduation (for high schools only).

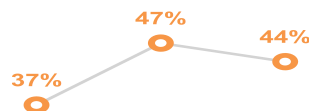


38th
out of 58

14th
out of 22

Climate: 44% Watch

The Climate domain measures school climate and student and parent/guardian engagement.



28th
out of 60

7th
out of 23

Anne Frank School

Governance District
Address 2000 Bowler St.
Philadelphia, PA 19115
Phone/Fax 215-961-2005 / 215-961-2551
Website www.philasd.org/schools/annefrank

Report Type Elementary School
Enrollment 1,227
Grade Range K-5
Admissions Category Neighborhood
Turnaround Model N/A

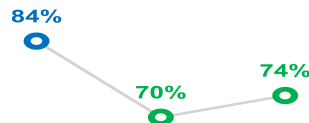
Performance Tiers

■ INTERVENE (0-24%) ■ WATCH (25-49%) ■ REINFORCE (50-74%) ■ MODEL (75-100%)

	2012-13	2013-14	2014-15	CITY RANK	PEER RANK
--	---------	---------	---------	-----------	-----------

OVERALL: 74% REINFORCE

A school's overall score represents its combined performance on the Achievement, Progress, Climate, and College & Career (for high schools only) domains.

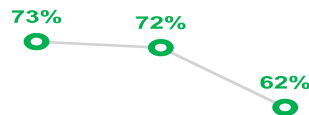


CITY LEADER
out of 59

PEER LEADER
out of 6

Achievement: 62% Reinforce

The Achievement domain measures performance on standardized assessments, including PSSA, Keystone Exams, ACCESS for ELLs, and reading assessments.

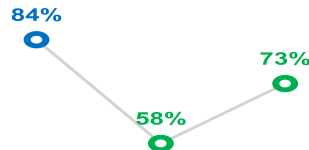


CITY LEADER
out of 59

PEER LEADER
out of 6

Progress: 73% Reinforce

The Progress domain measures growth on standardized assessments and progress towards graduation (for high schools only).

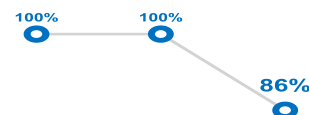


12th
out of 58

3rd
out of 6

Climate: 86% Model

The Climate domain measures school climate and student and parent/guardian engagement.



2nd
out of 60

PEER LEADER
out of 6

Bayard Taylor School

Governance District
Address 3698 N. Randolph St.
Philadelphia, PA 19140
Phone/Fax 215-227-4435 / 215-227-4900
Website www.philasd.org/schools/taylor

Report Type Elementary School
Enrollment 571
Grade Range K-5
Admissions Category Neighborhood
Turnaround Model N/A

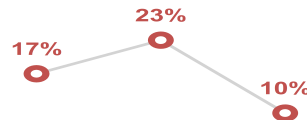
Performance Tiers

■ INTERVENE (0-24%) ■ WATCH (25-49%) ■ REINFORCE (50-74%) ■ MODEL (75-100%)

2012-13 2013-14 2014-15 CITY RANK PEER RANK

OVERALL: 10% INTERVENE

A school's overall score represents its combined performance on the Achievement, Progress, Climate, and College & Career (for high schools only) domains.



58th
out of 59

21st
out of 22

Achievement: 3% Intervene

The Achievement domain measures performance on standardized assessments, including PSSA, Keystone Exams, ACCESS for ELLs, and reading assessments.

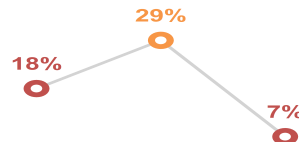


58th
out of 59

21st
out of 22

Progress: 7% Intervene

The Progress domain measures growth on standardized assessments and progress towards graduation (for high schools only).

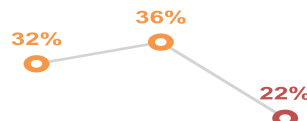


51st
out of 58

20th
out of 22

Climate: 22% Intervene

The Climate domain measures school climate and student and parent/guardian engagement.



46th
out of 60

16th
out of 23

2014-2015 School Progress Report

Cayuga School

Governance District
Address 4344-4358 N. 5th St.
Philadelphia, PA 19140
Phone/Fax 215-456-3167 / 215-456-5622
Website www.philasd.org/schools/cayuga

Report Type Elementary School
Enrollment 437
Grade Range K-5
Admissions Category Neighborhood
Turnaround Model Promise Academy

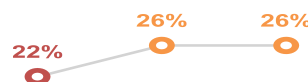
Performance Tiers

■ INTERVENE (0-24%) ■ WATCH (25-49%) ■ REINFORCE (50-74%) ■ MODEL (75-100%)

2012-13 2013-14 2014-15 CITY RANK PEER RANK

OVERALL: 26% WATCH

A school's overall score represents its combined performance on the Achievement, Progress, Climate, and College & Career (for high schools only) domains.



41st
out of 59

10th
out of 22

Achievement: 4% Intervene

The Achievement domain measures performance on standardized assessments, including PSSA, Keystone Exams, ACCESS for ELLs, and reading assessments.

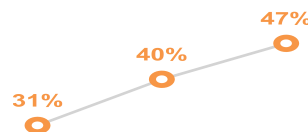


56th
out of 59

19th
out of 22

Progress: 47% Watch

The Progress domain measures growth on standardized assessments and progress towards graduation (for high schools only).

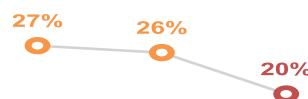


25th
out of 58

6th
out of 22

Climate: 20% Intervene

The Climate domain measures school climate and student and parent/guardian engagement.



49th
out of 60

18th
out of 23

2014-2015 School Progress Report

Clara Barton School

Governance District
Address 4600 Rosehill St.
Philadelphia, PA 19120
Phone/Fax 215-456-3007 / 215-456-5578
Website www.philasd.org/schools/barton

Report Type Elementary School
Enrollment 838
Grade Range K-2
Admissions Category Neighborhood
Turnaround Model N/A

Performance Tiers

■ INTERVENE (0-24%) ■ WATCH (25-49%) ■ REINFORCE (50-74%) ■ MODEL (75-100%)

2012-13 2013-14 2014-15 CITY RANK PEER RANK

OVERALL

INSUFFICIENT DATA

A school's overall score represents its combined performance on the Achievement, Progress, Climate, and College & Career (for high schools only) domains.

Achievement

INSUFFICIENT DATA

The Achievement domain measures performance on standardized assessments, including PSSA, Keystone Exams, ACCESS for ELLs, and reading assessments.

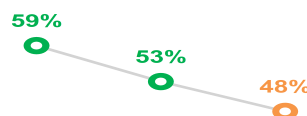
Progress

INSUFFICIENT DATA

The Progress domain measures growth on standardized assessments and progress towards graduation (for high schools only).

Climate: 48% Watch

The Climate domain measures school climate and student and parent/guardian engagement.



25th
out of 60

5th
out of 23

Edwin Forrest School

Governance District
Address 7300 Cottage St.
Philadelphia, PA 19136
Phone/Fax 215-335-5652 / 215-335-5983
Website www.philasd.org/schools/forrest

Report Type Elementary School
Enrollment 1,116
Grade Range K-6
Admissions Category Neighborhood
Turnaround Model N/A

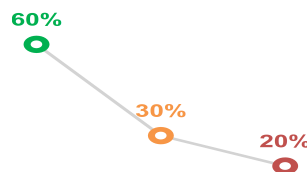
Performance Tiers

■ INTERVENE (0-24%) ■ WATCH (25-49%) ■ REINFORCE (50-74%) ■ MODEL (75-100%)

2012-13 2013-14 2014-15 CITY RANK PEER RANK

OVERALL: 20% INTERVENE

A school's overall score represents its combined performance on the Achievement, Progress, Climate, and College & Career (for high schools only) domains.

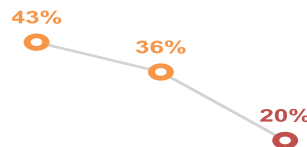


54th
out of 59

10th
out of 11

Achievement: 20% Intervene

The Achievement domain measures performance on standardized assessments, including PSSA, Keystone Exams, ACCESS for ELLs, and reading assessments.

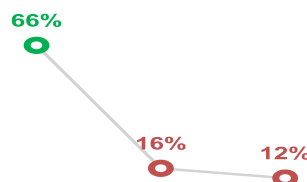


23rd
out of 59

10th
out of 11

Progress: 12% Intervene

The Progress domain measures growth on standardized assessments and progress towards graduation (for high schools only).

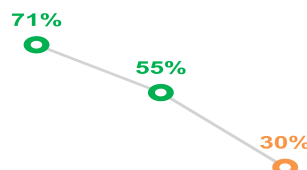


48th
out of 58

9th
out of 11

Climate: 30% Watch

The Climate domain measures school climate and student and parent/guardian engagement.



42nd
out of 60

11th
out of 11

2014-2015 School Progress Report

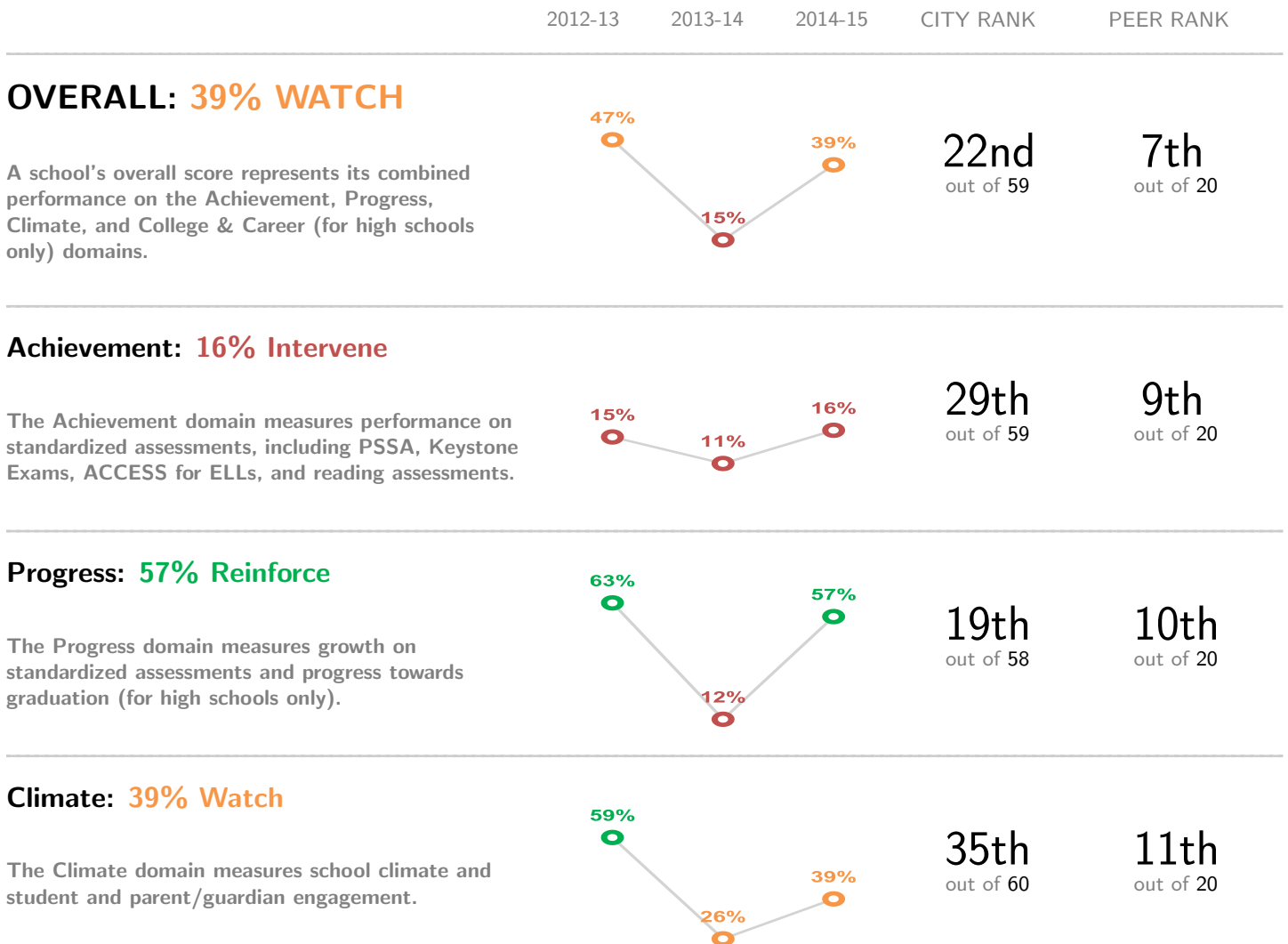
Eleanor C. Emlen School

Governance District
Address 6501 Chew Ave.
Philadelphia, PA 19119
Phone/Fax 215-951-4010 / 215-951-4131
Website www.philasd.org/schools/emlen

Report Type Elementary School
Enrollment 465
Grade Range K-5
Admissions Category Neighborhood
Turnaround Model N/A

Performance Tiers

■ INTERVENE (0-24%) ■ WATCH (25-49%) ■ REINFORCE (50-74%) ■ MODEL (75-100%)



2014-2015 School Progress Report

Ellwood School

Governance District
Address 6701 N. 13th St.
Philadelphia, PA 19126
Phone/Fax 215-276-5268 / 215-276-5876
Website www.philasd.org/schools/ellwood

Report Type Elementary School
Enrollment 317
Grade Range K-5
Admissions Category Neighborhood
Turnaround Model N/A

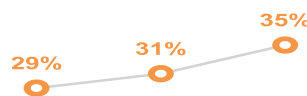
Performance Tiers

■ INTERVENE (0-24%) ■ WATCH (25-49%) ■ REINFORCE (50-74%) ■ MODEL (75-100%)

2012-13 2013-14 2014-15 CITY RANK PEER RANK

OVERALL: 35% WATCH

A school's overall score represents its combined performance on the Achievement, Progress, Climate, and College & Career (for high schools only) domains.



25th
out of 59

8th
out of 20

Achievement: 14% Intervene

The Achievement domain measures performance on standardized assessments, including PSSA, Keystone Exams, ACCESS for ELLs, and reading assessments.

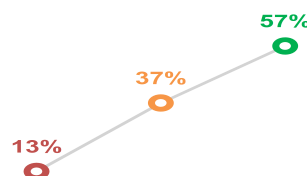


34th
out of 59

11th
out of 20

Progress: 57% Reinforce

The Progress domain measures growth on standardized assessments and progress towards graduation (for high schools only).

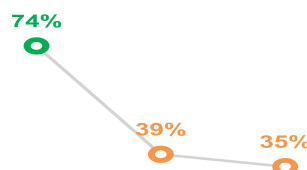


20th
out of 58

11th
out of 20

Climate: 35% Watch

The Climate domain measures school climate and student and parent/guardian engagement.



38th
out of 60

12th
out of 20

Feltonville Intermediate School

Governance	District	Report Type	Elementary School
Address	238 E. Wyoming Ave. Philadelphia, PA 19120	Enrollment	708
Phone/Fax	215-456-3012 / 215-456-0122	Grade Range	3-5
Website	www.philasd.org/schools/feltonville-intermediate	Admissions Category	Neighborhood
		Turnaround Model	N/A

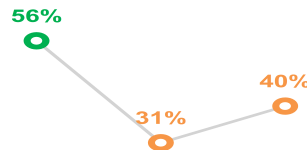
Performance Tiers

■ INTERVENE (0-24%)
 ■ WATCH (25-49%)
 ■ REINFORCE (50-74%)
 ■ MODEL (75-100%)

2012-13 2013-14 2014-15 CITY RANK PEER RANK

OVERALL: 40% WATCH

A school's overall score represents its combined performance on the Achievement, Progress, Climate, and College & Career (for high schools only) domains.




20th
out of 59

3rd
out of 22

Achievement: 10% Intervene

The Achievement domain measures performance on standardized assessments, including PSSA, Keystone Exams, ACCESS for ELLs, and reading assessments.

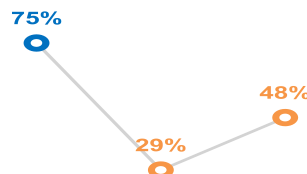


41st
out of 59

10th
out of 22

Progress: 48% Watch

The Progress domain measures growth on standardized assessments and progress towards graduation (for high schools only).



24th
out of 58

5th
out of 22

Climate: 55% Reinforce

The Climate domain measures school climate and student and parent/guardian engagement.



22nd
out of 60

4th
out of 23

2014-2015 School Progress Report

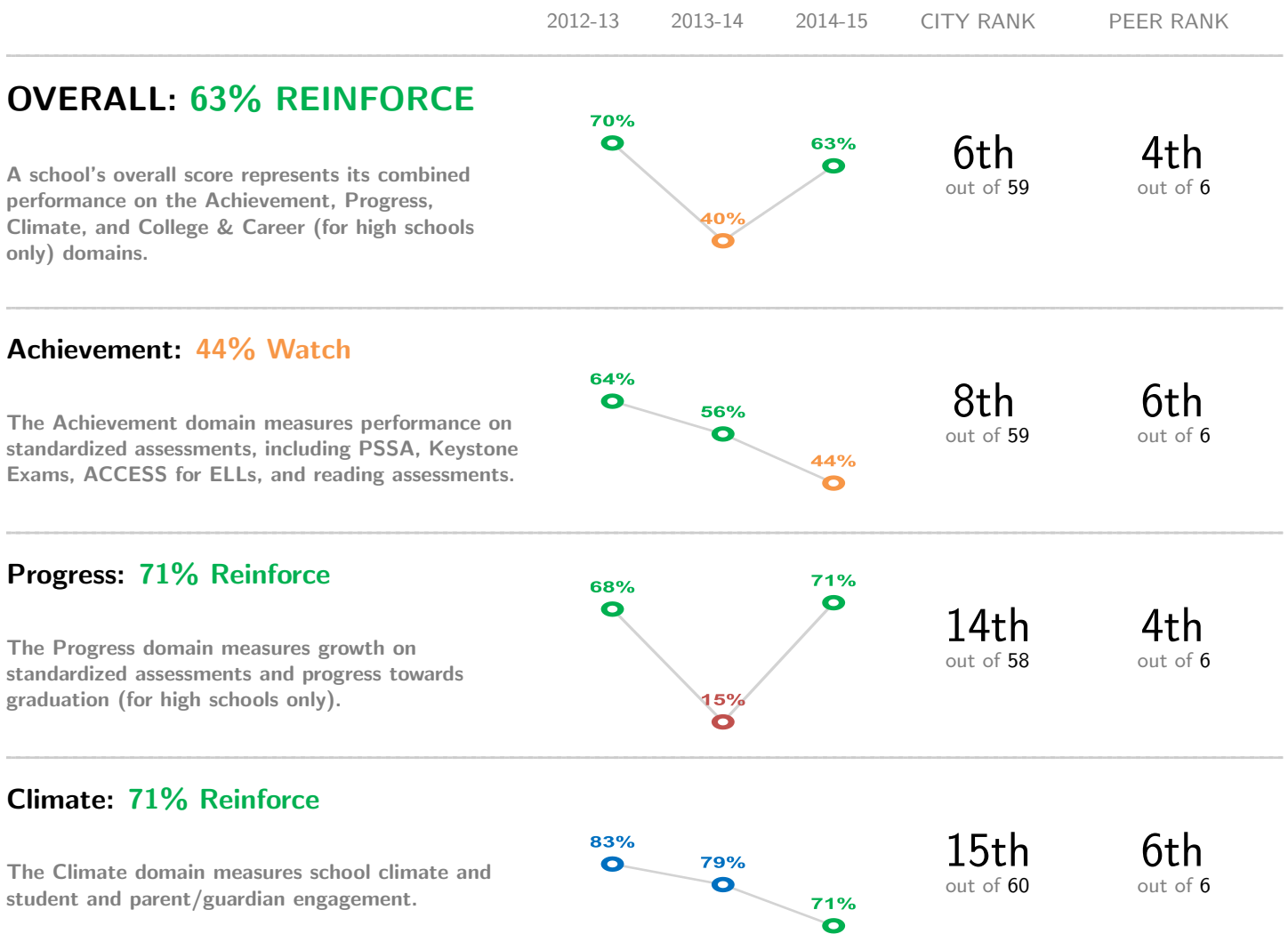
Fox Chase School

Governance District
Address 500 Rhawn St.
Philadelphia, PA 19111
Phone/Fax 215-728-5016 / 215-728-5006
Website www.philasd.org/schools/foxchase

Report Type Elementary School
Enrollment 462
Grade Range K-5
Admissions Category Neighborhood
Turnaround Model N/A

Performance Tiers

■ INTERVENE (0-24%) ■ WATCH (25-49%) ■ REINFORCE (50-74%) ■ MODEL (75-100%)



Frances E. Willard School

Governance District
Address 1930 E. Elkhart St.
Philadelphia, PA 19134
Phone/Fax 215-291-4714 / 215-291-4161
Website www.philasd.org/schools/willard

Report Type Elementary School
Enrollment 784
Grade Range K-4
Admissions Category Neighborhood
Turnaround Model N/A

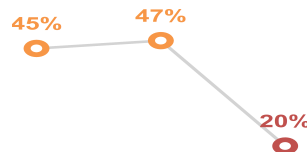
Performance Tiers

■ INTERVENE (0-24%) ■ WATCH (25-49%) ■ REINFORCE (50-74%) ■ MODEL (75-100%)

2012-13 2013-14 2014-15 CITY RANK PEER RANK

OVERALL: 20% INTERVENE

A school's overall score represents its combined performance on the Achievement, Progress, Climate, and College & Career (for high schools only) domains.

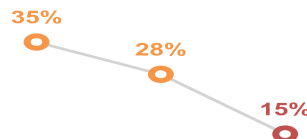


53rd
out of 59

18th
out of 22

Achievement: 15% Intervene

The Achievement domain measures performance on standardized assessments, including PSSA, Keystone Exams, ACCESS for ELLs, and reading assessments.

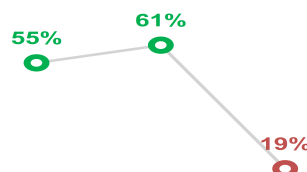


32nd
out of 59

6th
out of 22

Progress: 19% Intervene

The Progress domain measures growth on standardized assessments and progress towards graduation (for high schools only).

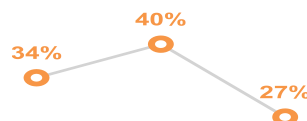


41st
out of 58

16th
out of 22

Climate: 27% Watch

The Climate domain measures school climate and student and parent/guardian engagement.



43rd
out of 60

13th
out of 23

Francis S. Key School

Governance District
Address 2230 S. 8th St.
Philadelphia, PA 19148
Phone/Fax 215-952-6216 / 215-952-8505
Website www.philasd.org/schools/key

Report Type Elementary School
Enrollment 502
Grade Range K-6
Admissions Category Neighborhood
Turnaround Model N/A

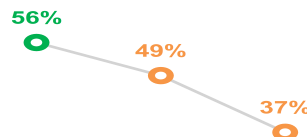
Performance Tiers

■ INTERVENE (0-24%) ■ WATCH (25-49%) ■ REINFORCE (50-74%) ■ MODEL (75-100%)

2012-13 2013-14 2014-15 CITY RANK PEER RANK

OVERALL: 37% WATCH

A school's overall score represents its combined performance on the Achievement, Progress, Climate, and College & Career (for high schools only) domains.

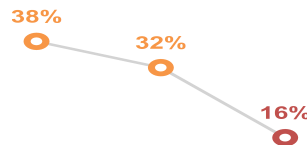


24th
out of 59

7th
out of 11

Achievement: 16% Intervene

The Achievement domain measures performance on standardized assessments, including PSSA, Keystone Exams, ACCESS for ELLs, and reading assessments.

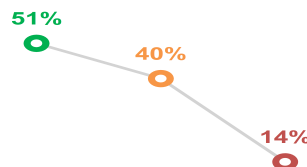


27th
out of 59

11th
out of 11

Progress: 14% Intervene

The Progress domain measures growth on standardized assessments and progress towards graduation (for high schools only).

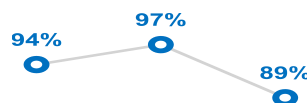


46th
out of 58

8th
out of 11

Climate: 89% Model

The Climate domain measures school climate and student and parent/guardian engagement.



CITY LEADER
out of 60

PEER LEADER
out of 11

Franklin S. Edmonds School

Governance District
Address 8025 Thouron Ave.
Philadelphia, PA 19150
Phone/Fax 215-276-5261 / 215-276-5811
Website www.philasd.org/schools/edmonds

Report Type Elementary School
Enrollment 489
Grade Range K-5
Admissions Category Neighborhood
Turnaround Model N/A

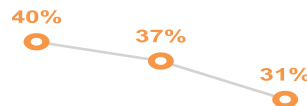
Performance Tiers

■ INTERVENE (0-24%) ■ WATCH (25-49%) ■ REINFORCE (50-74%) ■ MODEL (75-100%)

2012-13 2013-14 2014-15 CITY RANK PEER RANK

OVERALL: 31% WATCH

A school's overall score represents its combined performance on the Achievement, Progress, Climate, and College & Career (for high schools only) domains.

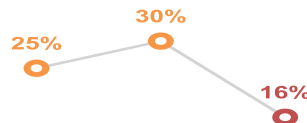


32nd
out of 59

11th
out of 20

Achievement: 16% Intervene

The Achievement domain measures performance on standardized assessments, including PSSA, Keystone Exams, ACCESS for ELLs, and reading assessments.

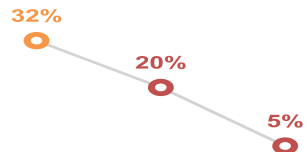


28th
out of 59

8th
out of 20

Progress: 5% Intervene

The Progress domain measures growth on standardized assessments and progress towards graduation (for high schools only).

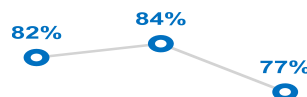


55th
out of 58

19th
out of 20

Climate: 77% Model

The Climate domain measures school climate and student and parent/guardian engagement.



9th
out of 60

3rd
out of 20

Henry W. Lawton School

Governance District
Address 6101 Jackson St.
Philadelphia, PA 19135
Phone/Fax 215-335-5659 / 215-335-5325
Website www.philasd.org/schools/lawton

Report Type Elementary School
Enrollment 747
Grade Range K-5
Admissions Category Neighborhood
Turnaround Model N/A

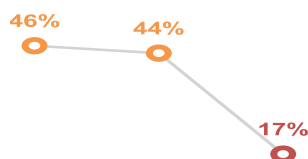
Performance Tiers

■ INTERVENE (0-24%) ■ WATCH (25-49%) ■ REINFORCE (50-74%) ■ MODEL (75-100%)

2012-13 2013-14 2014-15 CITY RANK PEER RANK

OVERALL: 17% INTERVENE

A school's overall score represents its combined performance on the Achievement, Progress, Climate, and College & Career (for high schools only) domains.



56th
out of 59

19th
out of 22

Achievement: 15% Intervene

The Achievement domain measures performance on standardized assessments, including PSSA, Keystone Exams, ACCESS for ELLs, and reading assessments.

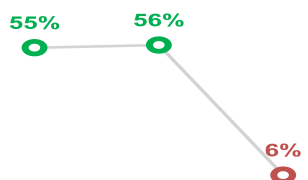


31st
out of 59

5th
out of 22

Progress: 6% Intervene

The Progress domain measures growth on standardized assessments and progress towards graduation (for high schools only).

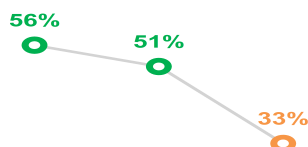


53rd
out of 58

21st
out of 22

Climate: 33% Watch

The Climate domain measures school climate and student and parent/guardian engagement.



39th
out of 60

11th
out of 23

Horatio B. Hackett School

Governance District
Address 2161 E. York St.
Philadelphia, PA 19125
Phone/Fax 215-291-4706 / 215-291-4169
Website www.philasd.org/schools/hackett

Report Type Elementary School
Enrollment 325
Grade Range K-5
Admissions Category Neighborhood
Turnaround Model N/A

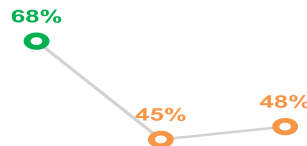
Performance Tiers

■ INTERVENE (0-24%) ■ WATCH (25-49%) ■ REINFORCE (50-74%) ■ MODEL (75-100%)

2012-13 2013-14 2014-15 CITY RANK PEER RANK

OVERALL: 48% WATCH

A school's overall score represents its combined performance on the Achievement, Progress, Climate, and College & Career (for high schools only) domains.

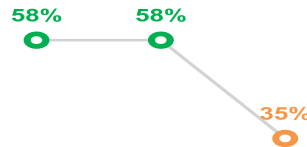


11th
out of 59

4th
out of 11

Achievement: 35% Watch

The Achievement domain measures performance on standardized assessments, including PSSA, Keystone Exams, ACCESS for ELLs, and reading assessments.

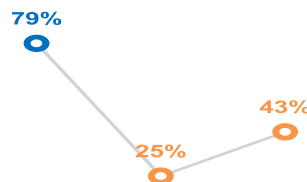


9th
out of 59

2nd
out of 11

Progress: 43% Watch

The Progress domain measures growth on standardized assessments and progress towards graduation (for high schools only).



28th
out of 58

5th
out of 11

Climate: 65% Reinforce

The Climate domain measures school climate and student and parent/guardian engagement.



18th
out of 60

6th
out of 11

2014-2015 School Progress Report

Isaac A. Sheppard School

Governance District
Address 120 W. Cambria St.
Philadelphia, PA 19133
Phone/Fax 215-291-4711 / 215-291-4156
Website www.philasd.org/schools/sheppard

Report Type Elementary School
Enrollment 247
Grade Range K-4
Admissions Category Neighborhood
Turnaround Model N/A

Performance Tiers

■ INTERVENE (0-24%) ■ WATCH (25-49%) ■ REINFORCE (50-74%) ■ MODEL (75-100%)

2012-13 2013-14 2014-15 CITY RANK PEER RANK

OVERALL: 21% INTERVENE

A school's overall score represents its combined performance on the Achievement, Progress, Climate, and College & Career (for high schools only) domains.

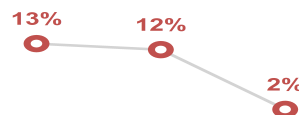


52nd
out of 59

17th
out of 22

Achievement: 2% Intervene

The Achievement domain measures performance on standardized assessments, including PSSA, Keystone Exams, ACCESS for ELLs, and reading assessments.

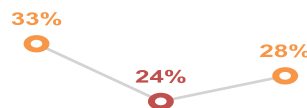


59th
out of 59

22nd
out of 22

Progress: 28% Watch

The Progress domain measures growth on standardized assessments and progress towards graduation (for high schools only).

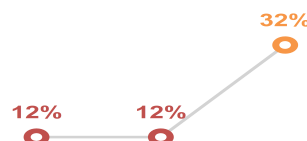


36th
out of 58

12th
out of 22

Climate: 32% Watch

The Climate domain measures school climate and student and parent/guardian engagement.



40th
out of 60

12th
out of 23

2014-2015 School Progress Report

J. Hampton Moore School

Governance District
Address 6900 Summerdale Ave.
Philadelphia, PA 19111
Phone/Fax 215-728-5011 / 215-728-5692
Website www.philasd.org/schools/moore

Report Type Elementary School
Enrollment 1,166
Grade Range K-5
Admissions Category Neighborhood
Turnaround Model N/A

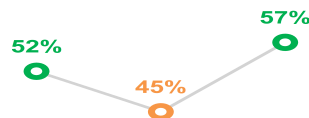
Performance Tiers

■ INTERVENE (0-24%) ■ WATCH (25-49%) ■ REINFORCE (50-74%) ■ MODEL (75-100%)

2012-13 2013-14 2014-15 CITY RANK PEER RANK

OVERALL: 57% REINFORCE

A school's overall score represents its combined performance on the Achievement, Progress, Climate, and College & Career (for high schools only) domains.

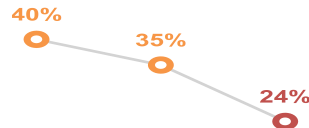


8th
out of 59

3rd
out of 11

Achievement: 24% Intervene

The Achievement domain measures performance on standardized assessments, including PSSA, Keystone Exams, ACCESS for ELLs, and reading assessments.

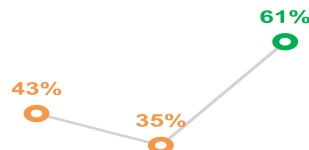


16th
out of 59

6th
out of 11

Progress: 61% Reinforce

The Progress domain measures growth on standardized assessments and progress towards graduation (for high schools only).

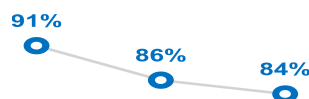


18th
out of 58

3rd
out of 11

Climate: 84% Model

The Climate domain measures school climate and student and parent/guardian engagement.



4th
out of 60

3rd
out of 11

2014-2015 School Progress Report

James J. Sullivan School

Governance District
Address 5300 Ditman St.
Philadelphia, PA 19124
Phone/Fax 215-537-2524 / 215-537-2984
Website www.philasd.org/schools/sullivan

Report Type Elementary School
Enrollment 722
Grade Range K-5
Admissions Category Neighborhood
Turnaround Model N/A

Performance Tiers

■ INTERVENE (0-24%) ■ WATCH (25-49%) ■ REINFORCE (50-74%) ■ MODEL (75-100%)

2012-13 2013-14 2014-15 CITY RANK PEER RANK

OVERALL: 24% INTERVENE

A school's overall score represents its combined performance on the Achievement, Progress, Climate, and College & Career (for high schools only) domains.



50th
out of 59

15th
out of 22

Achievement: 9% Intervene

The Achievement domain measures performance on standardized assessments, including PSSA, Keystone Exams, ACCESS for ELLs, and reading assessments.




43rd
out of 59

11th
out of 22

Progress: 40% Watch

The Progress domain measures growth on standardized assessments and progress towards graduation (for high schools only).



30th
out of 58

8th
out of 22

Climate: 16% Intervene

The Climate domain measures school climate and student and parent/guardian engagement.



53rd
out of 60

21st
out of 23

2014-2015 School Progress Report

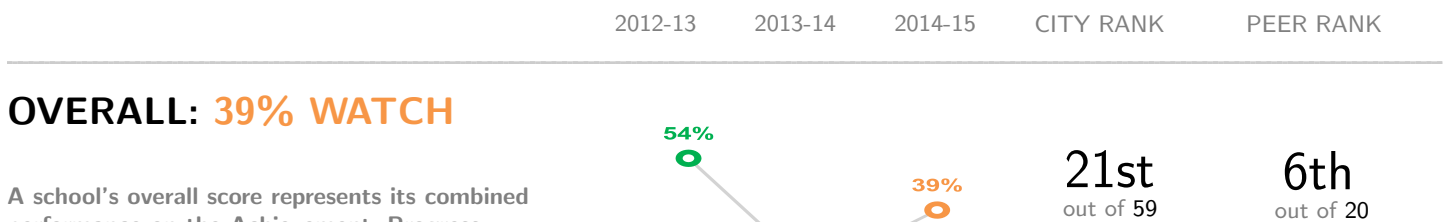
James Logan School

Governance District
Address 1700 Lindley Ave.
Philadelphia, PA 19141
Phone/Fax 215-456-3006 / 215-456-0271
Website www.philasd.org/schools/logan

Report Type Elementary School
Enrollment 269
Grade Range K-5
Admissions Category Neighborhood
Turnaround Model N/A

Performance Tiers

■ INTERVENE (0-24%) ■ WATCH (25-49%) ■ REINFORCE (50-74%) ■ MODEL (75-100%)



Achievement: 18% Intervene

The Achievement domain measures performance on standardized assessments, including PSSA, Keystone Exams, ACCESS for ELLs, and reading assessments.



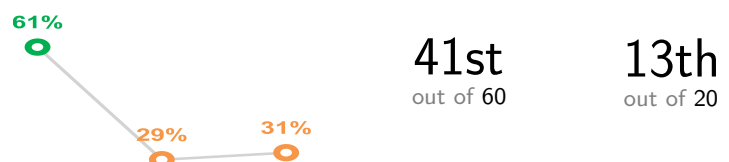
Progress: 69% Reinforce

The Progress domain measures growth on standardized assessments and progress towards graduation (for high schools only).



Climate: 31% Watch

The Climate domain measures school climate and student and parent/guardian engagement.



2014-2015 School Progress Report

James R. Lowell School

Governance District
Address 450 W. Nedro Ave.
Philadelphia, PA 19120
Phone/Fax 215-276-5272 / 215-276-5278
Website www.philasd.org/schools/lowell

Report Type Elementary School
Enrollment 886
Grade Range K-4
Admissions Category Neighborhood
Turnaround Model N/A

Performance Tiers

■ INTERVENE (0-24%) ■ WATCH (25-49%) ■ REINFORCE (50-74%) ■ MODEL (75-100%)

2012-13 2013-14 2014-15 CITY RANK PEER RANK

OVERALL: 27% WATCH

A school's overall score represents its combined performance on the Achievement, Progress, Climate, and College & Career (for high schools only) domains.

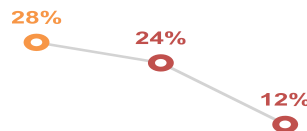


37th
out of 59

8th
out of 22

Achievement: 12% Intervene

The Achievement domain measures performance on standardized assessments, including PSSA, Keystone Exams, ACCESS for ELLs, and reading assessments.

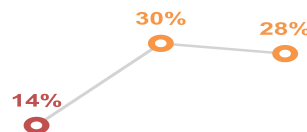


37th
out of 59

7th
out of 22

Progress: 28% Watch

The Progress domain measures growth on standardized assessments and progress towards graduation (for high schools only).

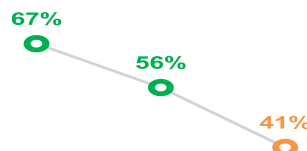


35th
out of 58

11th
out of 22

Climate: 41% Watch

The Climate domain measures school climate and student and parent/guardian engagement.



32nd
out of 60

9th
out of 23

2014-2015 School Progress Report

John B. Kelly School

Governance District
Address 5116 Pulaski Ave.
Philadelphia, PA 19144
Phone/Fax 215-951-4011 / 215-951-4182
Website www.philasd.org/schools/kelly

Report Type Elementary School
Enrollment 658
Grade Range K-5
Admissions Category Neighborhood
Turnaround Model N/A

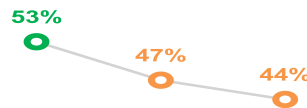
Performance Tiers

■ INTERVENE (0-24%) ■ WATCH (25-49%) ■ REINFORCE (50-74%) ■ MODEL (75-100%)

2012-13 2013-14 2014-15 CITY RANK PEER RANK

OVERALL: 44% WATCH

A school's overall score represents its combined performance on the Achievement, Progress, Climate, and College & Career (for high schools only) domains.



12th
out of 59

4th
out of 20

Achievement: 19% Intervene

The Achievement domain measures performance on standardized assessments, including PSSA, Keystone Exams, ACCESS for ELLs, and reading assessments.




24th
out of 59

5th
out of 20

Progress: 84% Model

The Progress domain measures growth on standardized assessments and progress towards graduation (for high schools only).

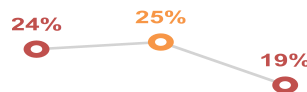


CITY LEADER
out of 58

PEER LEADER
out of 20

Climate: 19% Intervene

The Climate domain measures school climate and student and parent/guardian engagement.



50th
out of 60

15th
out of 20

2014-2015 School Progress Report

John H. Webster School

Governance District
Address 3400 Frankford Ave.
Philadelphia, PA 19134
Phone/Fax 215-537-2525 / 215-537-2517
Website www.philasd.org/schools/webster

Report Type Elementary School
Enrollment 888
Grade Range K-5
Admissions Category Neighborhood
Turnaround Model N/A

Performance Tiers

■ INTERVENE (0-24%) ■ WATCH (25-49%) ■ REINFORCE (50-74%) ■ MODEL (75-100%)

2012-13 2013-14 2014-15 CITY RANK PEER RANK

OVERALL: 26% WATCH

A school's overall score represents its combined performance on the Achievement, Progress, Climate, and College & Career (for high schools only) domains.

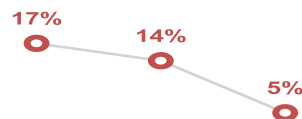


40th
out of 59

9th
out of 22

Achievement: 5% Intervene

The Achievement domain measures performance on standardized assessments, including PSSA, Keystone Exams, ACCESS for ELLs, and reading assessments.

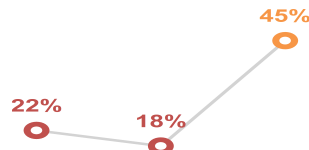


50th
out of 59

15th
out of 22

Progress: 45% Watch

The Progress domain measures growth on standardized assessments and progress towards graduation (for high schools only).

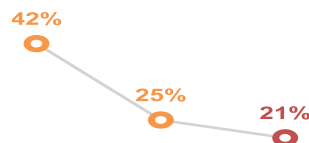


26th
out of 58

7th
out of 22

Climate: 21% Intervene

The Climate domain measures school climate and student and parent/guardian engagement.



47th
out of 60

17th
out of 23

John Hancock Demonstration School

Governance District
Address 3700 Morrell Ave.
Philadelphia, PA 19114
Phone/Fax 215-281-2604 / 215-281-5900
Website www.philasd.org/schools/hancock

Report Type Elementary School
Enrollment 517
Grade Range K-5
Admissions Category Neighborhood
Turnaround Model N/A

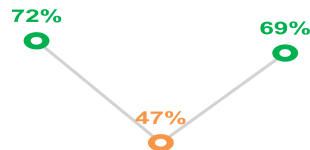
Performance Tiers

■ INTERVENE (0-24%) ■ WATCH (25-49%) ■ REINFORCE (50-74%) ■ MODEL (75-100%)

2012-13 2013-14 2014-15 CITY RANK PEER RANK

OVERALL: 69% REINFORCE

A school's overall score represents its combined performance on the Achievement, Progress, Climate, and College & Career (for high schools only) domains.

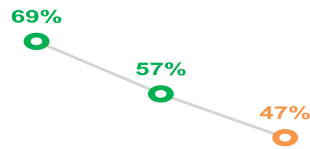


3rd
out of 59

3rd
out of 6

Achievement: 47% Watch

The Achievement domain measures performance on standardized assessments, including PSSA, Keystone Exams, ACCESS for ELLs, and reading assessments.



5th
out of 59

5th
out of 6

Progress: 78% Model

The Progress domain measures growth on standardized assessments and progress towards graduation (for high schools only).

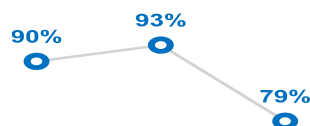


8th
out of 58

2nd
out of 6

Climate: 79% Model

The Climate domain measures school climate and student and parent/guardian engagement.



7th
out of 60

2nd
out of 6

2014-2015 School Progress Report

John M. Patterson School

Governance District
Address 7001 Buist Ave.
Philadelphia, PA 19142
Phone/Fax 215-492-6453 / 215-492-6827
Website www.philasd.org/schools/patterson

Report Type Elementary School
Enrollment 610
Grade Range K-4
Admissions Category Neighborhood
Turnaround Model N/A

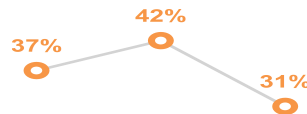
Performance Tiers

■ INTERVENE (0-24%) ■ WATCH (25-49%) ■ REINFORCE (50-74%) ■ MODEL (75-100%)

2012-13 2013-14 2014-15 CITY RANK PEER RANK

OVERALL: 31% WATCH

A school's overall score represents its combined performance on the Achievement, Progress, Climate, and College & Career (for high schools only) domains.

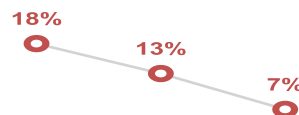


31st
out of 59

6th
out of 22

Achievement: 7% Intervene

The Achievement domain measures performance on standardized assessments, including PSSA, Keystone Exams, ACCESS for ELLs, and reading assessments.

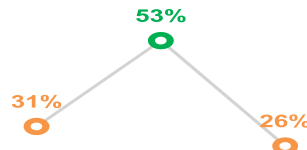


45th
out of 59

12th
out of 22

Progress: 26% Watch

The Progress domain measures growth on standardized assessments and progress towards graduation (for high schools only).

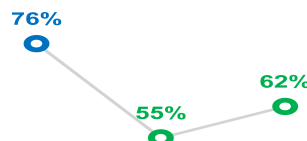


37th
out of 58

13th
out of 22

Climate: 62% Reinforce

The Climate domain measures school climate and student and parent/guardian engagement.



19th
out of 60

2nd
out of 23

2014-2015 School Progress Report

John Marshall School

Governance District
Address 4500 Griscom St.
Philadelphia, PA 19124
Phone/Fax 215-537-2521 / 215-537-2847
Website www.philasd.org/schools/marshall

Report Type Elementary School
Enrollment 404
Grade Range K-5
Admissions Category Neighborhood
Turnaround Model N/A

Performance Tiers

■ INTERVENE (0-24%) ■ WATCH (25-49%) ■ REINFORCE (50-74%) ■ MODEL (75-100%)

2012-13 2013-14 2014-15 CITY RANK PEER RANK

OVERALL: 5% INTERVENE

A school's overall score represents its combined performance on the Achievement, Progress, Climate, and College & Career (for high schools only) domains.



59th
out of 59

22nd
out of 22

Achievement: 5% Intervene

The Achievement domain measures performance on standardized assessments, including PSSA, Keystone Exams, ACCESS for ELLs, and reading assessments.

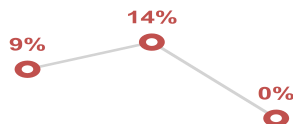


52nd
out of 59

16th
out of 22

Progress: 0% Intervene

The Progress domain measures growth on standardized assessments and progress towards graduation (for high schools only).

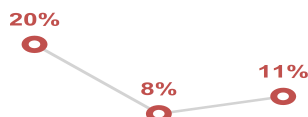


58th
out of 58

22nd
out of 22

Climate: 11% Intervene

The Climate domain measures school climate and student and parent/guardian engagement.



58th
out of 60

23rd
out of 23

2014-2015 School Progress Report

John Moffet School

Governance District
Address 127 W. Oxford St.
Philadelphia, PA 19122
Phone/Fax 215-291-4721 / 215-291-5190
Website www.philasd.org/schools/moffet

Report Type Elementary School
Enrollment 411
Grade Range K-5
Admissions Category Neighborhood
Turnaround Model N/A

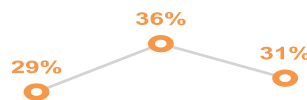
Performance Tiers

■ INTERVENE (0-24%) ■ WATCH (25-49%) ■ REINFORCE (50-74%) ■ MODEL (75-100%)

2012-13 2013-14 2014-15 CITY RANK PEER RANK

OVERALL: 31% WATCH

A school's overall score represents its combined performance on the Achievement, Progress, Climate, and College & Career (for high schools only) domains.

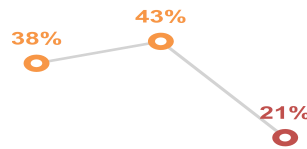


30th
out of 59

5th
out of 22

Achievement: 21% Intervene

The Achievement domain measures performance on standardized assessments, including PSSA, Keystone Exams, ACCESS for ELLs, and reading assessments.

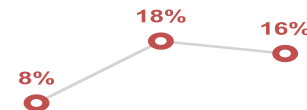


18th
out of 59

3rd
out of 22

Progress: 16% Intervene

The Progress domain measures growth on standardized assessments and progress towards graduation (for high schools only).

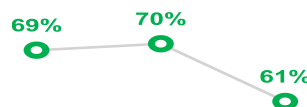


44th
out of 58

17th
out of 22

Climate: 61% Reinforce

The Climate domain measures school climate and student and parent/guardian engagement.



20th
out of 60

3rd
out of 23

2014-2015 School Progress Report

John Wister School

Governance District
Address 67 E. Brighthurst St.
Philadelphia, PA 19144
Phone/Fax 215-951-4003 / 215-951-4534
Website www.philasd.org/schools/wister

Report Type Elementary School
Enrollment 383
Grade Range K-5
Admissions Category Neighborhood
Turnaround Model N/A


Performance Tiers

■ INTERVENE (0-24%) ■ WATCH (25-49%) ■ REINFORCE (50-74%) ■ MODEL (75-100%)

2012-13 2013-14 2014-15 CITY RANK PEER RANK

OVERALL: 33% WATCH

A school's overall score represents its combined performance on the Achievement, Progress, Climate, and College & Career (for high schools only) domains.



28th
out of 59

10th
out of 20

Achievement: 7% Intervene

The Achievement domain measures performance on standardized assessments, including PSSA, Keystone Exams, ACCESS for ELLs, and reading assessments.

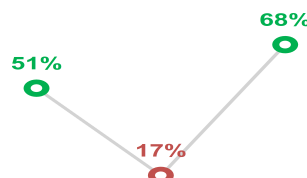


48th
out of 59

17th
out of 20

Progress: 68% Reinforce

The Progress domain measures growth on standardized assessments and progress towards graduation (for high schools only).

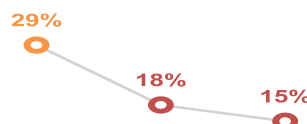


16th
out of 58

8th
out of 20

Climate: 15% Intervene

The Climate domain measures school climate and student and parent/guardian engagement.



55th
out of 60

17th
out of 20

2014-2015 School Progress Report

Joseph H. Brown School

Governance District
Address 3600 Stanwood St.
Philadelphia, PA 19136
Phone/Fax 215-335-5650 / 215-335-5381
Website www.philasd.org/schools/jhbrown

Report Type Elementary School
Enrollment 555
Grade Range K-6
Admissions Category Neighborhood
Turnaround Model N/A

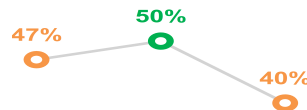
Performance Tiers

■ INTERVENE (0-24%) ■ WATCH (25-49%) ■ REINFORCE (50-74%) ■ MODEL (75-100%)

2012-13 2013-14 2014-15 CITY RANK PEER RANK

OVERALL: 40% WATCH

A school's overall score represents its combined performance on the Achievement, Progress, Climate, and College & Career (for high schools only) domains.

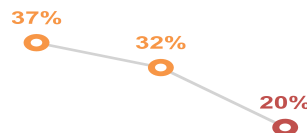


17th
out of 59

6th
out of 11

Achievement: 20% Intervene

The Achievement domain measures performance on standardized assessments, including PSSA, Keystone Exams, ACCESS for ELLs, and reading assessments.

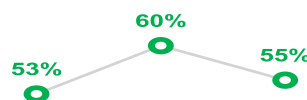


22nd
out of 59

9th
out of 11

Progress: 55% Reinforce

The Progress domain measures growth on standardized assessments and progress towards graduation (for high schools only).

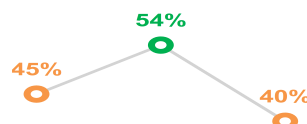


21st
out of 58

4th
out of 11

Climate: 40% Watch

The Climate domain measures school climate and student and parent/guardian engagement.



34th
out of 60

9th
out of 11

2014-2015 School Progress Report

Joseph Pennell School

Governance District
Address 1800 Nedro Ave.
Philadelphia, PA 19141
Phone/Fax 215-276-5267 / 215-549-4562
Website www.philasd.org/schools/pennell

Report Type Elementary School
Enrollment 375
Grade Range K-5
Admissions Category Neighborhood
Turnaround Model N/A


Performance Tiers

■ INTERVENE (0-24%) ■ WATCH (25-49%) ■ REINFORCE (50-74%) ■ MODEL (75-100%)

2012-13 2013-14 2014-15 CITY RANK PEER RANK

OVERALL: 26% WATCH

A school's overall score represents its combined performance on the Achievement, Progress, Climate, and College & Career (for high schools only) domains.



39th
out of 59

16th
out of 20

Achievement: 5% Intervene

The Achievement domain measures performance on standardized assessments, including PSSA, Keystone Exams, ACCESS for ELLs, and reading assessments.

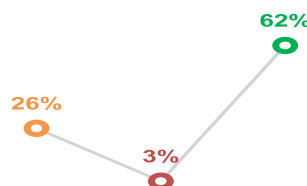


53rd
out of 59

20th
out of 20

Progress: 62% Reinforce

The Progress domain measures growth on standardized assessments and progress towards graduation (for high schools only).

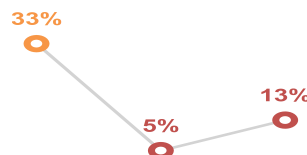


17th
out of 58

9th
out of 20

Climate: 13% Intervene

The Climate domain measures school climate and student and parent/guardian engagement.



56th
out of 60

18th
out of 20

2014-2015 School Progress Report

Joseph W. Catharine School

Governance District
Address 6600 Chester Ave.
Philadelphia, PA 19142
Phone/Fax 215-727-2155 / 215-727-5671
Website www.philasd.org/schools/catharine

Report Type Elementary School
Enrollment 615
Grade Range K-5
Admissions Category Neighborhood
Turnaround Model N/A

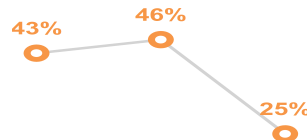
Performance Tiers

■ INTERVENE (0-24%) ■ WATCH (25-49%) ■ REINFORCE (50-74%) ■ MODEL (75-100%)

2012-13 2013-14 2014-15 CITY RANK PEER RANK

OVERALL: 25% WATCH

A school's overall score represents its combined performance on the Achievement, Progress, Climate, and College & Career (for high schools only) domains.

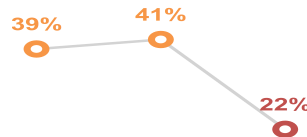


43rd
out of 59

12th
out of 22

Achievement: 22% Intervene

The Achievement domain measures performance on standardized assessments, including PSSA, Keystone Exams, ACCESS for ELLs, and reading assessments.

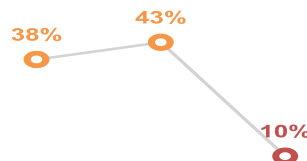


17th
out of 59

2nd
out of 22

Progress: 10% Intervene

The Progress domain measures growth on standardized assessments and progress towards graduation (for high schools only).

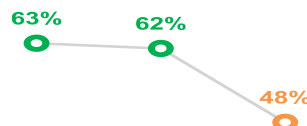


49th
out of 58

19th
out of 22

Climate: 48% Watch

The Climate domain measures school climate and student and parent/guardian engagement.



26th
out of 60

6th
out of 23

2014-2015 School Progress Report

Julia W. Howe School

Governance District
Address 5800 N. 13th St.
Philadelphia, PA 19141
Phone/Fax 215-276-5270 / 215-276-5380
Website www.philasd.org/schools/howe

Report Type Elementary School
Enrollment 270
Grade Range K-5
Admissions Category Neighborhood
Turnaround Model N/A

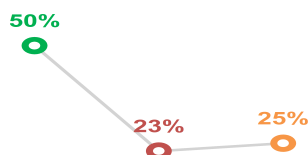
Performance Tiers

■ INTERVENE (0-24%) ■ WATCH (25-49%) ■ REINFORCE (50-74%) ■ MODEL (75-100%)

2012-13 2013-14 2014-15 CITY RANK PEER RANK

OVERALL: 25% WATCH

A school's overall score represents its combined performance on the Achievement, Progress, Climate, and College & Career (for high schools only) domains.



45th
out of 59

18th
out of 20

Achievement: 12% Intervene

The Achievement domain measures performance on standardized assessments, including PSSA, Keystone Exams, ACCESS for ELLs, and reading assessments.

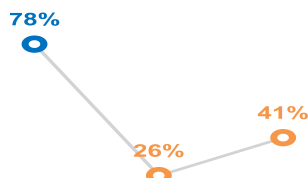


39th
out of 59

14th
out of 20

Progress: 41% Watch

The Progress domain measures growth on standardized assessments and progress towards graduation (for high schools only).

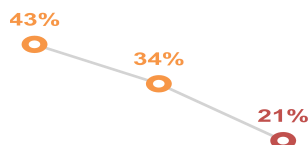


29th
out of 58

13th
out of 20

Climate: 21% Intervene

The Climate domain measures school climate and student and parent/guardian engagement.



48th
out of 60

14th
out of 20

2014-2015 School Progress Report

Kennedy C. Crossan School

Governance District
Address 7350 Bingham St.
Philadelphia, PA 19111
Phone/Fax 215-728-5014 / 215-728-5955
Website www.philasd.org/schools/crossan

Report Type Elementary School
Enrollment 364
Grade Range K-5
Admissions Category Neighborhood
Turnaround Model N/A

Performance Tiers

■ INTERVENE (0-24%) ■ WATCH (25-49%) ■ REINFORCE (50-74%) ■ MODEL (75-100%)

2012-13 2013-14 2014-15 CITY RANK PEER RANK

OVERALL: 41% WATCH

A school's overall score represents its combined performance on the Achievement, Progress, Climate, and College & Career (for high schools only) domains.

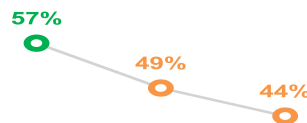


16th
out of 59

5th
out of 11

Achievement: 44% Watch

The Achievement domain measures performance on standardized assessments, including PSSA, Keystone Exams, ACCESS for ELLs, and reading assessments.



7th
out of 59

PEER LEADER
out of 11

Progress: 7% Intervene

The Progress domain measures growth on standardized assessments and progress towards graduation (for high schools only).

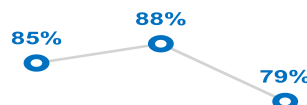


52nd
out of 58

10th
out of 11

Climate: 79% Model

The Climate domain measures school climate and student and parent/guardian engagement.



8th
out of 60

4th
out of 11

2014-2015 School Progress Report

Laura H. Carnell School

Governance District
Address 1100 Devereaux Ave.
Philadelphia, PA 19111
Phone/Fax 215-537-2527 / 215-537-6305
Website www.philasd.org/schools/carnell

Report Type Elementary School
Enrollment 1,007
Grade Range K-5
Admissions Category Neighborhood
Turnaround Model N/A

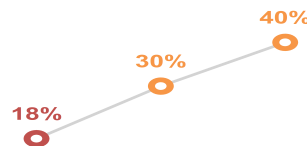
Performance Tiers

■ INTERVENE (0-24%) ■ WATCH (25-49%) ■ REINFORCE (50-74%) ■ MODEL (75-100%)

2012-13 2013-14 2014-15 CITY RANK PEER RANK

OVERALL: 40% WATCH

A school's overall score represents its combined performance on the Achievement, Progress, Climate, and College & Career (for high schools only) domains.

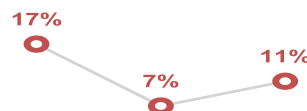


18th
out of 59

2nd
out of 22

Achievement: 11% Intervene

The Achievement domain measures performance on standardized assessments, including PSSA, Keystone Exams, ACCESS for ELLs, and reading assessments.

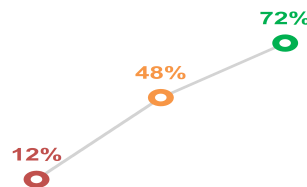


40th
out of 59

9th
out of 22

Progress: 72% Reinforce

The Progress domain measures growth on standardized assessments and progress towards graduation (for high schools only).

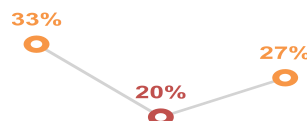


13th
out of 58

2nd
out of 22

Climate: 27% Watch

The Climate domain measures school climate and student and parent/guardian engagement.



44th
out of 60

14th
out of 23

Lewis C. Cassidy Academics Plus School

Governance District
Address 6523 Lansdowne Ave.
Philadelphia, PA 19151
Phone/Fax 215-581-5506 / 215-581-5581
Website www.philasd.org/schools/cassidy

Report Type Elementary School
Enrollment 577
Grade Range K-6
Admissions Category Neighborhood
Turnaround Model N/A

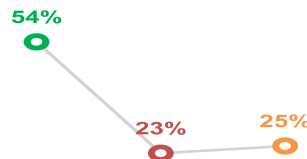
Performance Tiers

■ INTERVENE (0-24%) ■ WATCH (25-49%) ■ REINFORCE (50-74%) ■ MODEL (75-100%)

2012-13 2013-14 2014-15 CITY RANK PEER RANK

OVERALL: 25% WATCH

A school's overall score represents its combined performance on the Achievement, Progress, Climate, and College & Career (for high schools only) domains.

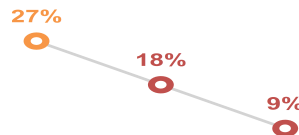


44th
out of 59

17th
out of 20

Achievement: 9% Intervene

The Achievement domain measures performance on standardized assessments, including PSSA, Keystone Exams, ACCESS for ELLs, and reading assessments.

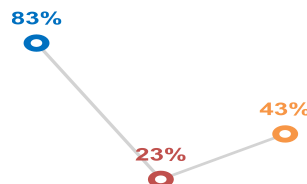


42nd
out of 59

15th
out of 20

Progress: 43% Watch

The Progress domain measures growth on standardized assessments and progress towards graduation (for high schools only).

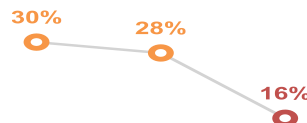


27th
out of 58

12th
out of 20

Climate: 16% Intervene

The Climate domain measures school climate and student and parent/guardian engagement.



54th
out of 60

16th
out of 20

Lewis Elkin School

Governance District
Address 3199 D St.
Philadelphia, PA 19134
Phone/Fax 215-291-4701 / 215-291-4876
Website www.philasd.org/schools/elkin

Report Type Elementary School
Enrollment 919
Grade Range K-4
Admissions Category Neighborhood
Turnaround Model N/A

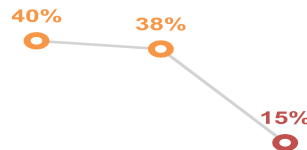
Performance Tiers

■ INTERVENE (0-24%) ■ WATCH (25-49%) ■ REINFORCE (50-74%) ■ MODEL (75-100%)

2012-13 2013-14 2014-15 CITY RANK PEER RANK

OVERALL: 15% INTERVENE

A school's overall score represents its combined performance on the Achievement, Progress, Climate, and College & Career (for high schools only) domains.

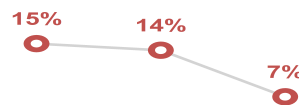


57th
out of 59

20th
out of 22

Achievement: 7% Intervene

The Achievement domain measures performance on standardized assessments, including PSSA, Keystone Exams, ACCESS for ELLs, and reading assessments.

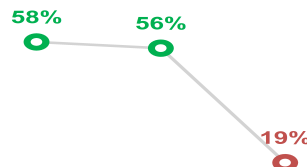


46th
out of 59

13th
out of 22

Progress: 19% Intervene

The Progress domain measures growth on standardized assessments and progress towards graduation (for high schools only).

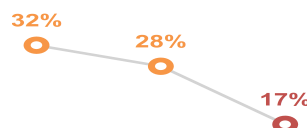


39th
out of 58

15th
out of 22

Climate: 17% Intervene

The Climate domain measures school climate and student and parent/guardian engagement.



51st
out of 60

19th
out of 23

Mastery Charter School at Mann

Governance	Charter	Report Type	Elementary School
Address	5376 W. Berks St. Philadelphia, PA 19131	Enrollment	561
Phone/Fax	215-581-5516 / N/A	Grade Range	K-6
Website	www.masterycharter.org/schools/elementary-schools/mann-campus/	Admissions Category	Neighborhood
		Turnaround Model	Renaissance Charter

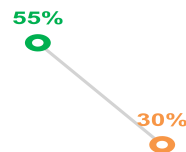
Performance Tiers

■ INTERVENE (0-24%)
 ■ WATCH (25-49%)
 ■ REINFORCE (50-74%)
 ■ MODEL (75-100%)

	2012-13	2013-14	2014-15	CITY RANK	PEER RANK
OVERALL:					

OVERALL: 30% WATCH

A school's overall score represents its combined performance on the Achievement, Progress, Climate, and College & Career (for high schools only) domains.

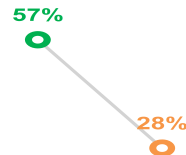


34th
out of 59

13th
out of 20

Achievement: 28% Watch

The Achievement domain measures performance on standardized assessments, including PSSA, Keystone Exams, ACCESS for ELLs, and reading assessments.

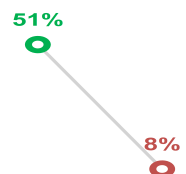


14th
out of 59

3rd
out of 20

Progress: 8% Intervene

The Progress domain measures growth on standardized assessments and progress towards graduation (for high schools only).



50th
out of 58

18th
out of 20

Climate: 59% Reinforce

The Climate domain measures school climate and student and parent/guardian engagement.



21st
out of 60

6th
out of 20

Mastery Charter School at Smedley

Governance	Charter	Report Type	Elementary School
Address	1790 Bridge St. Philadelphia, PA 19124	Enrollment	747
Phone/Fax	215-537-2523 / N/A	Grade Range	K-6
Website	www.masterycharter.org/schools/smedley-campus/	Admissions Category	Neighborhood
		Turnaround Model	Renaissance Charter

Performance Tiers

■ INTERVENE (0-24%) ■ WATCH (25-49%) ■ REINFORCE (50-74%) ■ MODEL (75-100%)

2012-13 2013-14 2014-15 CITY RANK PEER RANK

OVERALL: 41% WATCH

A school's overall score represents its combined performance on the Achievement, Progress, Climate, and College & Career (for high schools only) domains.

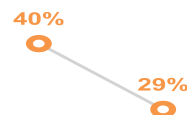


14th
out of 59

PEER LEADER
out of 22

Achievement: 29% Watch

The Achievement domain measures performance on standardized assessments, including PSSA, Keystone Exams, ACCESS for ELLs, and reading assessments.



13th
out of 59

PEER LEADER
out of 22

Progress: 31% Watch

The Progress domain measures growth on standardized assessments and progress towards graduation (for high schools only).



33rd
out of 58

10th
out of 22

Climate: 65% Reinforce

The Climate domain measures school climate and student and parent/guardian engagement.



17th
out of 60

PEER LEADER
out of 23

2014-2015 School Progress Report

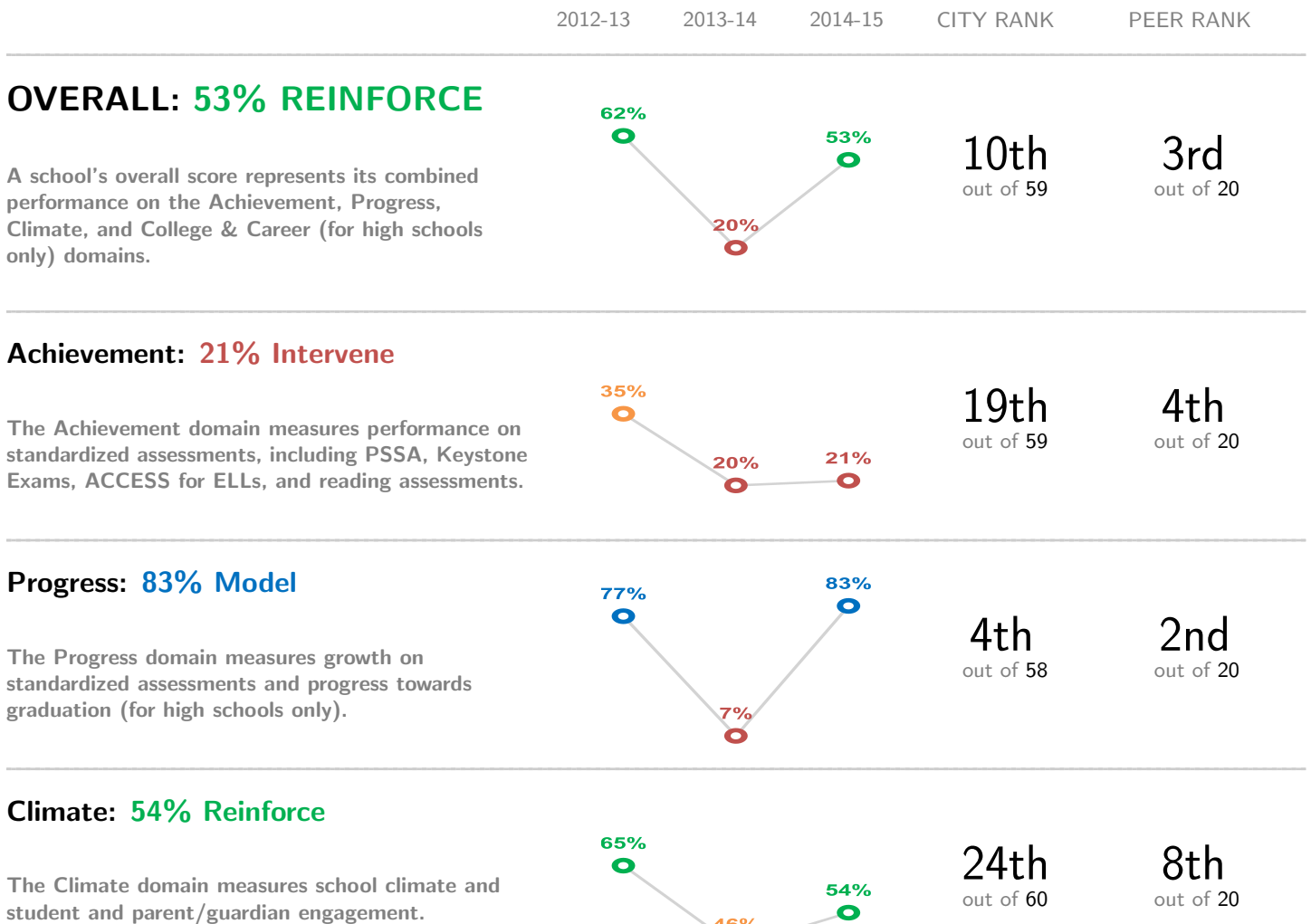
Overbrook School

Governance District
Address 2032 N. 62nd St.
Philadelphia, PA 19151
Phone/Fax 215-581-5691 / 215-581-2175
Website www.philasd.org/schools/overbrook

Report Type Elementary School
Enrollment 233
Grade Range K-6
Admissions Category Neighborhood
Turnaround Model N/A

Performance Tiers

■ INTERVENE (0-24%) ■ WATCH (25-49%) ■ REINFORCE (50-74%) ■ MODEL (75-100%)



Philadelphia Montessori Charter School

Governance Charter
 Address 2227 Island Ave.
 Philadelphia, PA 19142
 Phone/Fax 215-365-4011 / 215-365-4367
 Website www.philadelphiamentessori.org/

Report Type Elementary School
 Enrollment 186
 Grade Range K-6
 Admissions Category Citywide
 Turnaround Model N/A

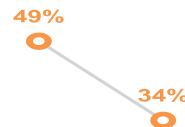
Performance Tiers

■ INTERVENE (0-24%) ■ WATCH (25-49%) ■ REINFORCE (50-74%) ■ MODEL (75-100%)

2012-13 2013-14 2014-15 CITY RANK PEER RANK

OVERALL: 34% WATCH

A school's overall score represents its combined performance on the Achievement, Progress, Climate, and College & Career (for high schools only) domains.

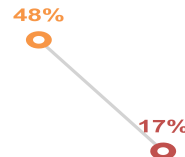


27th
out of 59

9th
out of 20

Achievement: 17% Intervene

The Achievement domain measures performance on standardized assessments, including PSSA, Keystone Exams, ACCESS for ELLs, and reading assessments.

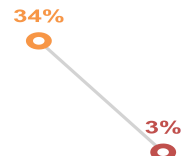


26th
out of 59

7th
out of 20

Progress: 3% Intervene

The Progress domain measures growth on standardized assessments and progress towards graduation (for high schools only).



57th
out of 58

20th
out of 20

Climate: 80% Model

The Climate domain measures school climate and student and parent/guardian engagement.



5th
out of 60

PEER LEADER
out of 20

2014-2015 School Progress Report

Philip H. Sheridan School

Governance District
Address 800 E. Ontario St.
Philadelphia, PA 19134
Phone/Fax 215-291-4724 / 215-291-5615
Website www.philasd.org/schools/sheridan

Report Type Elementary School
Enrollment 723
Grade Range K-4
Admissions Category Neighborhood
Turnaround Model N/A


Performance Tiers

■ INTERVENE (0-24%) ■ WATCH (25-49%) ■ REINFORCE (50-74%) ■ MODEL (75-100%)

	2012-13	2013-14	2014-15	CITY RANK	PEER RANK
--	---------	---------	---------	-----------	-----------

OVERALL: 38% WATCH

A school's overall score represents its combined performance on the Achievement, Progress, Climate, and College & Career (for high schools only) domains.

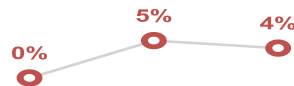


23rd
out of 59

4th
out of 22

Achievement: 4% Intervene

The Achievement domain measures performance on standardized assessments, including PSSA, Keystone Exams, ACCESS for ELLs, and reading assessments.

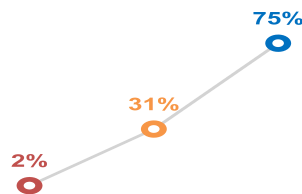


55th
out of 59

18th
out of 22

Progress: 75% Model

The Progress domain measures growth on standardized assessments and progress towards graduation (for high schools only).

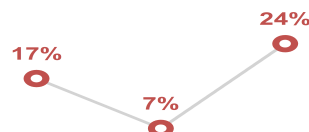


10th
out of 58

PEER LEADER
out of 22

Climate: 24% Intervene

The Climate domain measures school climate and student and parent/guardian engagement.



45th
out of 60

15th
out of 23

Prince Hall School

Governance District
 Address 6101-6167 N. Gratz St.
 Philadelphia, PA 19141
 Phone/Fax 215-276-5255 / 215-276-5803
 Website www.philasd.org/schools/princehall

Report Type Elementary School
 Enrollment 545
 Grade Range K-5
 Admissions Category Neighborhood
 Turnaround Model N/A

Performance Tiers

■ INTERVENE (0-24%) ■ WATCH (25-49%) ■ REINFORCE (50-74%) ■ MODEL (75-100%)

2012-13 2013-14 2014-15 CITY RANK PEER RANK

OVERALL: 24% INTERVENE

A school's overall score represents its combined performance on the Achievement, Progress, Climate, and College & Career (for high schools only) domains.



48th
out of 59

20th
out of 20

Achievement: 12% Intervene

The Achievement domain measures performance on standardized assessments, including PSSA, Keystone Exams, ACCESS for ELLs, and reading assessments.

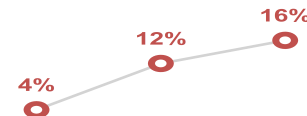


36th
out of 59

13th
out of 20

Progress: 16% Intervene

The Progress domain measures growth on standardized assessments and progress towards graduation (for high schools only).

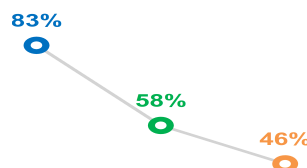


43rd
out of 58

16th
out of 20

Climate: 46% Watch

The Climate domain measures school climate and student and parent/guardian engagement.



27th
out of 60

9th
out of 20

2014-2015 School Progress Report

Rhawnhurst School

Governance District
Address 7809 Castor Ave.
Philadelphia, PA 19152
Phone/Fax 215-728-5013 / 215-728-5931
Website www.philasd.org/schools/rhawnhurst

Report Type Elementary School
Enrollment 593
Grade Range K-5
Admissions Category Neighborhood
Turnaround Model N/A

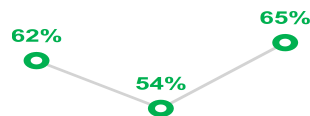
Performance Tiers

■ INTERVENE (0-24%) ■ WATCH (25-49%) ■ REINFORCE (50-74%) ■ MODEL (75-100%)

2012-13 2013-14 2014-15 CITY RANK PEER RANK

OVERALL: 65% REINFORCE

A school's overall score represents its combined performance on the Achievement, Progress, Climate, and College & Career (for high schools only) domains.

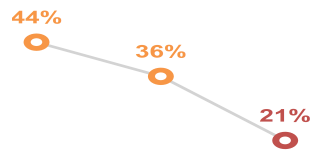


4th
out of 59

PEER LEADER
out of 11

Achievement: 21% Intervene

The Achievement domain measures performance on standardized assessments, including PSSA, Keystone Exams, ACCESS for ELLs, and reading assessments.

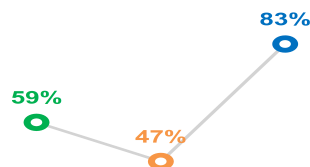


20th
out of 59

7th
out of 11

Progress: 83% Model

The Progress domain measures growth on standardized assessments and progress towards graduation (for high schools only).

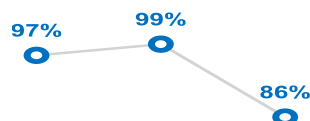


3rd
out of 58

PEER LEADER
out of 11

Climate: 86% Model

The Climate domain measures school climate and student and parent/guardian engagement.



3rd
out of 60

2nd
out of 11

Richard R. Wright School

Governance District
Address 2700 W. Dauphin St.
Philadelphia, PA 19132
Phone/Fax 215-684-5076 / 215-684-7018
Website www.philasd.org/schools/wright

Report Type Elementary School
Enrollment 373
Grade Range K-5
Admissions Category Neighborhood
Turnaround Model N/A


Performance Tiers

■ INTERVENE (0-24%) ■ WATCH (25-49%) ■ REINFORCE (50-74%) ■ MODEL (75-100%)

	2012-13	2013-14	2014-15	CITY RANK	PEER RANK
--	---------	---------	---------	-----------	-----------

OVERALL: 31% WATCH

A school's overall score represents its combined performance on the Achievement, Progress, Climate, and College & Career (for high schools only) domains.



33rd
out of 59

12th
out of 20

Achievement: 5% Intervene

The Achievement domain measures performance on standardized assessments, including PSSA, Keystone Exams, ACCESS for ELLs, and reading assessments.

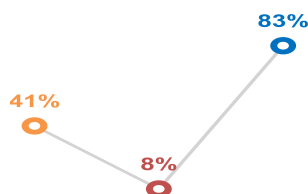


51st
out of 59

19th
out of 20

Progress: 83% Model

The Progress domain measures growth on standardized assessments and progress towards graduation (for high schools only).

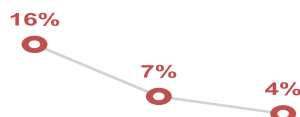


4th
out of 58

2nd
out of 20

Climate: 4% Intervene

The Climate domain measures school climate and student and parent/guardian engagement.



59th
out of 60

19th
out of 20

Richmond School

Governance District
Address 2944 Belgrade St.
Philadelphia, PA 19134
Phone/Fax 215-291-4718 / 215-291-4141
Website www.philasd.org/schools/richmond

Report Type Elementary School
Enrollment 681
Grade Range K-5
Admissions Category Neighborhood
Turnaround Model N/A

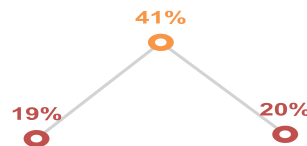
Performance Tiers

■ INTERVENE (0-24%) ■ WATCH (25-49%) ■ REINFORCE (50-74%) ■ MODEL (75-100%)

2012-13 2013-14 2014-15 CITY RANK PEER RANK

OVERALL: 20% INTERVENE

A school's overall score represents its combined performance on the Achievement, Progress, Climate, and College & Career (for high schools only) domains.

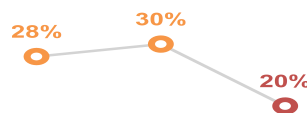


55th
out of 59

11th
out of 11

Achievement: 20% Intervene

The Achievement domain measures performance on standardized assessments, including PSSA, Keystone Exams, ACCESS for ELLs, and reading assessments.

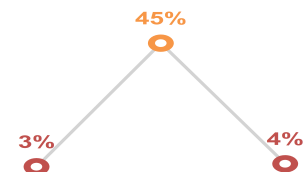


21st
out of 59

8th
out of 11

Progress: 4% Intervene

The Progress domain measures growth on standardized assessments and progress towards graduation (for high schools only).

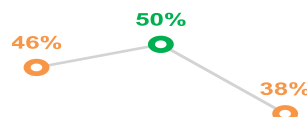


56th
out of 58

11th
out of 11

Climate: 38% Watch

The Climate domain measures school climate and student and parent/guardian engagement.



36th
out of 60

10th
out of 11

2014-2015 School Progress Report

Robert B. Pollock School

Governance District
Address 2850 Welsh Rd.
Philadelphia, PA 19152
Phone/Fax 215-961-2004 / 215-961-2597
Website www.philasd.org/schools/pollock

Report Type Elementary School
Enrollment 762
Grade Range K-6
Admissions Category Neighborhood
Turnaround Model N/A

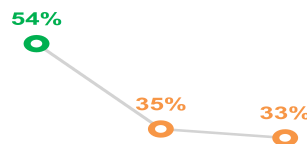
Performance Tiers

■ INTERVENE (0-24%) ■ WATCH (25-49%) ■ REINFORCE (50-74%) ■ MODEL (75-100%)

2012-13 2013-14 2014-15 CITY RANK PEER RANK

OVERALL: 33% WATCH

A school's overall score represents its combined performance on the Achievement, Progress, Climate, and College & Career (for high schools only) domains.

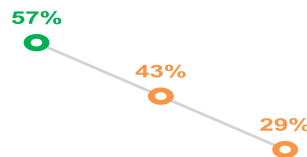


29th
out of 59

9th
out of 11

Achievement: 29% Watch

The Achievement domain measures performance on standardized assessments, including PSSA, Keystone Exams, ACCESS for ELLs, and reading assessments.

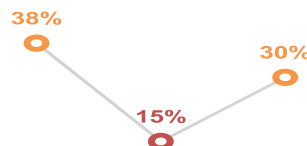


12th
out of 59

4th
out of 11

Progress: 30% Watch

The Progress domain measures growth on standardized assessments and progress towards graduation (for high schools only).

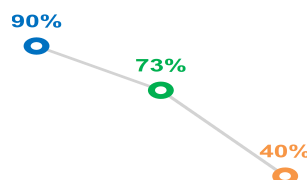


34th
out of 58

7th
out of 11

Climate: 40% Watch

The Climate domain measures school climate and student and parent/guardian engagement.



33rd
out of 60

8th
out of 11

Russell Byers Charter School

Governance Charter
Address 1911 Arch St.
Philadelphia, PA 19103
Phone/Fax 215-972-1700 / 215-972-1701
Website www.byersschool.org/

Report Type Elementary School
Enrollment 490
Grade Range K-6
Admissions Category Citywide
Turnaround Model N/A

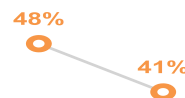
Performance Tiers

■ INTERVENE (0-24%) ■ WATCH (25-49%) ■ REINFORCE (50-74%) ■ MODEL (75-100%)

2012-13 2013-14 2014-15 CITY RANK PEER RANK

OVERALL: 41% WATCH

A school's overall score represents its combined performance on the Achievement, Progress, Climate, and College & Career (for high schools only) domains.

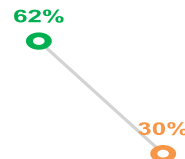


15th
out of 59

5th
out of 20

Achievement: 30% Watch

The Achievement domain measures performance on standardized assessments, including PSSA, Keystone Exams, ACCESS for ELLs, and reading assessments.



11th
out of 59

2nd
out of 20

Progress: 18% Intervene

The Progress domain measures growth on standardized assessments and progress towards graduation (for high schools only).

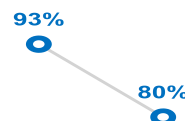


42nd
out of 58

15th
out of 20

Climate: 80% Model

The Climate domain measures school climate and student and parent/guardian engagement.



6th
out of 60

2nd
out of 20

Samuel Gompers School

Governance District
Address 5701 Wynnefield Ave.
Philadelphia, PA 19131
Phone/Fax 215-581-5503 / 215-581-5686
Website www.philasd.org/schools/gompers

Report Type Elementary School
Enrollment 364
Grade Range K-6
Admissions Category Neighborhood
Turnaround Model N/A

Performance Tiers

■ INTERVENE (0-24%) ■ WATCH (25-49%) ■ REINFORCE (50-74%) ■ MODEL (75-100%)

2012-13 2013-14 2014-15 CITY RANK PEER RANK

OVERALL: 24% INTERVENE

A school's overall score represents its combined performance on the Achievement, Progress, Climate, and College & Career (for high schools only) domains.

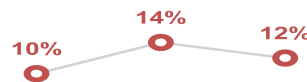


49th
out of 59

14th
out of 22

Achievement: 12% Intervene

The Achievement domain measures performance on standardized assessments, including PSSA, Keystone Exams, ACCESS for ELLs, and reading assessments.

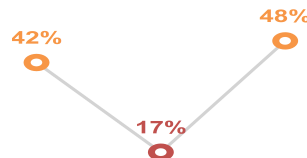


38th
out of 59

8th
out of 22

Progress: 48% Watch

The Progress domain measures growth on standardized assessments and progress towards graduation (for high schools only).

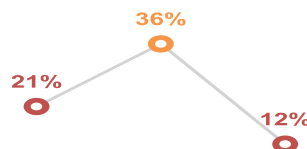


22nd
out of 58

3rd
out of 22

Climate: 12% Intervene

The Climate domain measures school climate and student and parent/guardian engagement.



57th
out of 60

22nd
out of 23

Samuel Pennypacker School

Governance District
Address 1858 E. Washington Ln.
Philadelphia, PA 19138
Phone/Fax 215-276-5271 / 215-276-5843
Website www.philasd.org/schools/pennypacker

Report Type Elementary School
Enrollment 355
Grade Range K-5
Admissions Category Neighborhood
Turnaround Model N/A

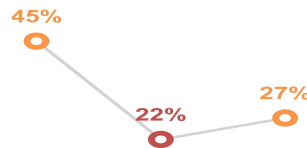
Performance Tiers

■ INTERVENE (0-24%) ■ WATCH (25-49%) ■ REINFORCE (50-74%) ■ MODEL (75-100%)

	2012-13	2013-14	2014-15	CITY RANK	PEER RANK
--	---------	---------	---------	-----------	-----------

OVERALL: 27% WATCH

A school's overall score represents its combined performance on the Achievement, Progress, Climate, and College & Career (for high schools only) domains.



38th
out of 59

15th
out of 20

Achievement: 14% Intervene

The Achievement domain measures performance on standardized assessments, including PSSA, Keystone Exams, ACCESS for ELLs, and reading assessments.

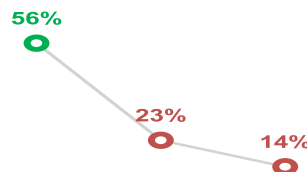


33rd
out of 59

10th
out of 20

Progress: 14% Intervene

The Progress domain measures growth on standardized assessments and progress towards graduation (for high schools only).

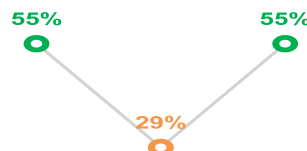


45th
out of 58

17th
out of 20

Climate: 55% Reinforce

The Climate domain measures school climate and student and parent/guardian engagement.



23rd
out of 60

7th
out of 20

2014-2015 School Progress Report

Samuel Powel School

Governance District
Address 301 N. 36th St.
Philadelphia, PA 19104
Phone/Fax 215-823-8201 / 215-823-8215
Website www.philasd.org/schools/powel

Report Type Elementary School
Enrollment 259
Grade Range K-4
Admissions Category Neighborhood
Turnaround Model N/A

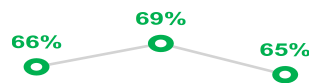
Performance Tiers

■ INTERVENE (0-24%) ■ WATCH (25-49%) ■ REINFORCE (50-74%) ■ MODEL (75-100%)

2012-13 2013-14 2014-15 CITY RANK PEER RANK

OVERALL: 65% REINFORCE

A school's overall score represents its combined performance on the Achievement, Progress, Climate, and College & Career (for high schools only) domains.

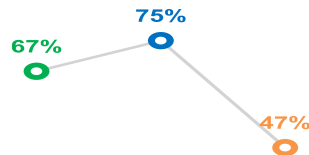


5th
out of 59

PEER LEADER
out of 20

Achievement: 47% Watch

The Achievement domain measures performance on standardized assessments, including PSSA, Keystone Exams, ACCESS for ELLs, and reading assessments.

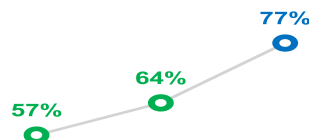


6th
out of 59

PEER LEADER
out of 20

Progress: 77% Model

The Progress domain measures growth on standardized assessments and progress towards graduation (for high schools only).

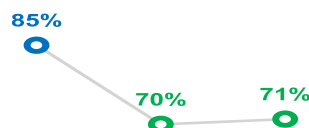


9th
out of 58

5th
out of 20

Climate: 71% Reinforce

The Climate domain measures school climate and student and parent/guardian engagement.



16th
out of 60

5th
out of 20

Solomon Solis-Cohen School

Governance District
Address 7001 Horrocks St.
Philadelphia, PA 19149
Phone/Fax 215-728-5012 / 215-728-5982
Website www.philasd.org/schools/solis-cohen

Report Type Elementary School
Enrollment 1,368
Grade Range K-6
Admissions Category Neighborhood
Turnaround Model N/A

Performance Tiers

■ INTERVENE (0-24%) ■ WATCH (25-49%) ■ REINFORCE (50-74%) ■ MODEL (75-100%)

2012-13 2013-14 2014-15 CITY RANK PEER RANK

OVERALL: 62% REINFORCE

A school's overall score represents its combined performance on the Achievement, Progress, Climate, and College & Career (for high schools only) domains.

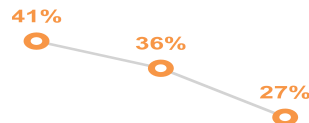


7th
out of 59

2nd
out of 11

Achievement: 27% Watch

The Achievement domain measures performance on standardized assessments, including PSSA, Keystone Exams, ACCESS for ELLs, and reading assessments.

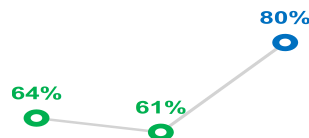


15th
out of 59

5th
out of 11

Progress: 80% Model

The Progress domain measures growth on standardized assessments and progress towards graduation (for high schools only).

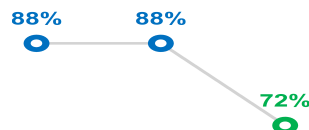


6th
out of 58

2nd
out of 11

Climate: 72% Reinforce

The Climate domain measures school climate and student and parent/guardian engagement.



14th
out of 60

5th
out of 11

Stephen Girard School

Governance District
Address 1800 Snyder Ave.
Philadelphia, PA 19145
Phone/Fax 215-952-8554 / 215-952-6397
Website www.philasd.org/schools/girard

Report Type Elementary School
Enrollment 572
Grade Range K-4
Admissions Category Neighborhood
Turnaround Model N/A

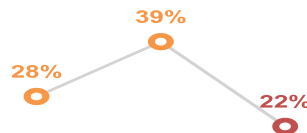
Performance Tiers

■ INTERVENE (0-24%) ■ WATCH (25-49%) ■ REINFORCE (50-74%) ■ MODEL (75-100%)

2012-13 2013-14 2014-15 CITY RANK PEER RANK

OVERALL: 22% INTERVENE

A school's overall score represents its combined performance on the Achievement, Progress, Climate, and College & Career (for high schools only) domains.

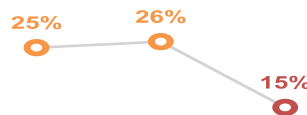


51st
out of 59

16th
out of 22

Achievement: 15% Intervene

The Achievement domain measures performance on standardized assessments, including PSSA, Keystone Exams, ACCESS for ELLs, and reading assessments.

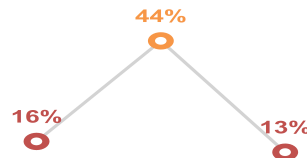


30th
out of 59

4th
out of 22

Progress: 13% Intervene

The Progress domain measures growth on standardized assessments and progress towards graduation (for high schools only).

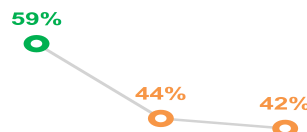


47th
out of 58

18th
out of 22

Climate: 42% Watch

The Climate domain measures school climate and student and parent/guardian engagement.



30th
out of 60

8th
out of 23

Thomas G. Morton School

Governance District
Address 2501 S. 63rd St.
Philadelphia, PA 19142
Phone/Fax 215-727-2164 / 215-727-2341
Website www.philasd.org/schools/morton

Report Type Elementary School
Enrollment 798
Grade Range K-5
Admissions Category Neighborhood
Turnaround Model N/A

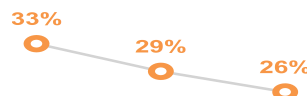
Performance Tiers

■ INTERVENE (0-24%) ■ WATCH (25-49%) ■ REINFORCE (50-74%) ■ MODEL (75-100%)

2012-13 2013-14 2014-15 CITY RANK PEER RANK

OVERALL: 26% WATCH

A school's overall score represents its combined performance on the Achievement, Progress, Climate, and College & Career (for high schools only) domains.

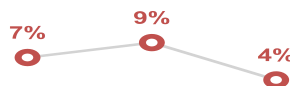


42nd
out of 59

11th
out of 22

Achievement: 4% Intervene

The Achievement domain measures performance on standardized assessments, including PSSA, Keystone Exams, ACCESS for ELLs, and reading assessments.



54th
out of 59

17th
out of 22

Progress: 48% Watch

The Progress domain measures growth on standardized assessments and progress towards graduation (for high schools only).

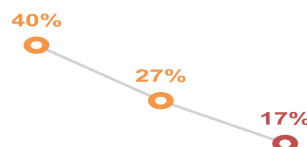


23rd
out of 58

4th
out of 22

Climate: 17% Intervene

The Climate domain measures school climate and student and parent/guardian engagement.



52nd
out of 60

20th
out of 23

Thomas Holme School

Governance District
Address 9120 Academy Rd.
Philadelphia, PA 19114
Phone/Fax 215-335-5656 / 215-335-5033
Website www.philasd.org/schools/holme

Report Type Elementary School
Enrollment 522
Grade Range K-6
Admissions Category Neighborhood
Turnaround Model N/A

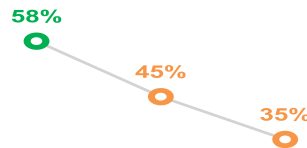
Performance Tiers

■ INTERVENE (0-24%) ■ WATCH (25-49%) ■ REINFORCE (50-74%) ■ MODEL (75-100%)

2012-13 2013-14 2014-15 CITY RANK PEER RANK

OVERALL: 35% WATCH

A school's overall score represents its combined performance on the Achievement, Progress, Climate, and College & Career (for high schools only) domains.

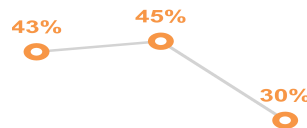


26th
out of 59

8th
out of 11

Achievement: 30% Watch

The Achievement domain measures performance on standardized assessments, including PSSA, Keystone Exams, ACCESS for ELLs, and reading assessments.

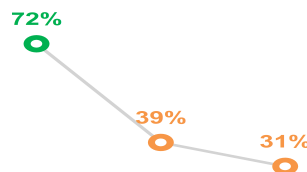


10th
out of 59

3rd
out of 11

Progress: 31% Watch

The Progress domain measures growth on standardized assessments and progress towards graduation (for high schools only).

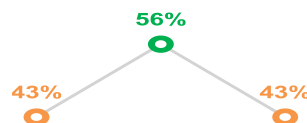


32nd
out of 58

6th
out of 11

Climate: 43% Watch

The Climate domain measures school climate and student and parent/guardian engagement.



29th
out of 60

7th
out of 11

2014-2015 School Progress Report

Thomas M. Peirce School

Governance District
Address 2300 W. Cambria St.
Philadelphia, PA 19132
Phone/Fax 215-227-4411 / 215-227-4599
Website www.philasd.org/schools/tmpeirce

Report Type Elementary School
Enrollment 446
Grade Range K-6
Admissions Category Neighborhood
Turnaround Model N/A

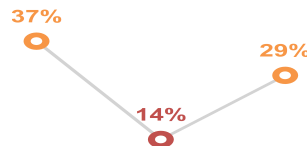
Performance Tiers

■ INTERVENE (0-24%) ■ WATCH (25-49%) ■ REINFORCE (50-74%) ■ MODEL (75-100%)

2012-13 2013-14 2014-15 CITY RANK PEER RANK

OVERALL: 29% WATCH

A school's overall score represents its combined performance on the Achievement, Progress, Climate, and College & Career (for high schools only) domains.



35th
out of 59

14th
out of 20

Achievement: 9% Intervene

The Achievement domain measures performance on standardized assessments, including PSSA, Keystone Exams, ACCESS for ELLs, and reading assessments.




44th
out of 59

16th
out of 20

Progress: 74% Reinforce

The Progress domain measures growth on standardized assessments and progress towards graduation (for high schools only).




11th
out of 58

6th
out of 20

Climate: 4% Intervene

The Climate domain measures school climate and student and parent/guardian engagement.



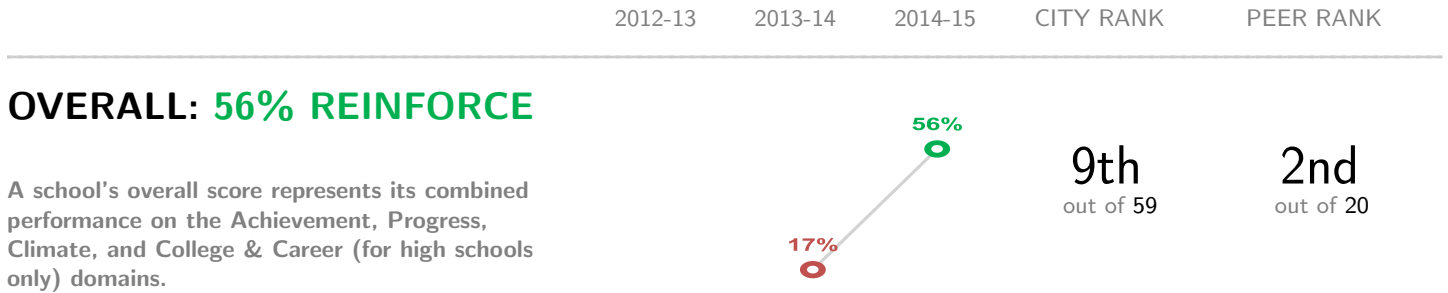
60th
out of 60

20th
out of 20

Universal Charter School at Bluford

Governance	Charter	Report Type	Elementary School
Address	5801 Media St. Philadelphia, PA 19131	Enrollment	609
Phone/Fax	215-581-5502 / N/A	Grade Range	K-6
Website	www.universalcompanies.org/education/bluford-charter-school/	Admissions Category	Neighborhood
		Turnaround Model	Renaissance Charter

Performance Tiers



Achievement: 6% Intervene

The Achievement domain measures performance on standardized assessments, including PSSA, Keystone Exams, ACCESS for ELLs, and reading assessments.



Progress: 80% Model

The Progress domain measures growth on standardized assessments and progress towards graduation (for high schools only).



Climate: 74% Reinforce

The Climate domain measures school climate and student and parent/guardian engagement.



Watson Comly School

Governance District
Address 1001 Byberry Rd.
Philadelphia, PA 19116
Phone/Fax 215-961-2008 / 215-961-2555
Website www.philasd.org/schools/comly

Report Type Elementary School
Enrollment 507
Grade Range K-5
Admissions Category Neighborhood
Turnaround Model N/A

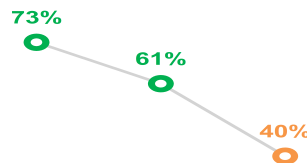
Performance Tiers

■ INTERVENE (0-24%) ■ WATCH (25-49%) ■ REINFORCE (50-74%) ■ MODEL (75-100%)

2012-13 2013-14 2014-15 CITY RANK PEER RANK

OVERALL: 40% WATCH

A school's overall score represents its combined performance on the Achievement, Progress, Climate, and College & Career (for high schools only) domains.

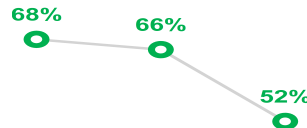


19th
out of 59

6th
out of 6

Achievement: 52% Reinforce

The Achievement domain measures performance on standardized assessments, including PSSA, Keystone Exams, ACCESS for ELLs, and reading assessments.

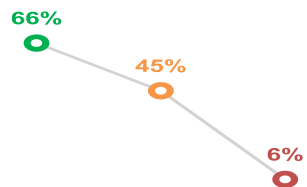


4th
out of 59

4th
out of 6

Progress: 6% Intervene

The Progress domain measures growth on standardized assessments and progress towards graduation (for high schools only).

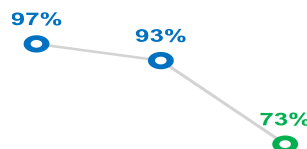


54th
out of 58

5th
out of 6

Climate: 73% Reinforce

The Climate domain measures school climate and student and parent/guardian engagement.



13th
out of 60

5th
out of 6

William Cramp School

Governance District
Address 3449 N. Mascher St.
Philadelphia, PA 19140
Phone/Fax 215-291-4704 / 215-291-5694
Website www.philasd.org/schools/cramp

Report Type Elementary School
Enrollment 562
Grade Range K-5
Admissions Category Neighborhood
Turnaround Model N/A

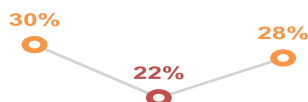
Performance Tiers

■ INTERVENE (0-24%) ■ WATCH (25-49%) ■ REINFORCE (50-74%) ■ MODEL (75-100%)

2012-13 2013-14 2014-15 CITY RANK PEER RANK

OVERALL: 28% WATCH

A school's overall score represents its combined performance on the Achievement, Progress, Climate, and College & Career (for high schools only) domains.

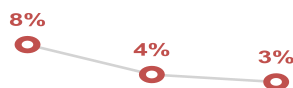


36th
out of 59

7th
out of 22

Achievement: 3% Intervene

The Achievement domain measures performance on standardized assessments, including PSSA, Keystone Exams, ACCESS for ELLs, and reading assessments.

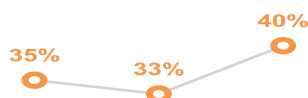


57th
out of 59

20th
out of 22

Progress: 40% Watch

The Progress domain measures growth on standardized assessments and progress towards graduation (for high schools only).

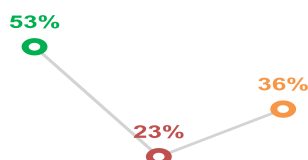


31st
out of 58

9th
out of 22

Climate: 36% Watch

The Climate domain measures school climate and student and parent/guardian engagement.



37th
out of 60

10th
out of 23

2014-2015 School Progress Report

William H. Loesche School

Governance District
Address 595 Tomlinson Rd.
Philadelphia, PA 19116
Phone/Fax 215-961-2000 / 215-961-2559
Website www.philasd.org/schools/loesche

Report Type Elementary School
Enrollment 774
Grade Range K-5
Admissions Category Neighborhood
Turnaround Model N/A

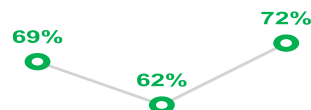
Performance Tiers

■ INTERVENE (0-24%) ■ WATCH (25-49%) ■ REINFORCE (50-74%) ■ MODEL (75-100%)

2012-13 2013-14 2014-15 CITY RANK PEER RANK

OVERALL: 72% REINFORCE

A school's overall score represents its combined performance on the Achievement, Progress, Climate, and College & Career (for high schools only) domains.

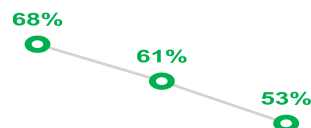


2nd
out of 59

2nd
out of 6

Achievement: 53% Reinforce

The Achievement domain measures performance on standardized assessments, including PSSA, Keystone Exams, ACCESS for ELLs, and reading assessments.

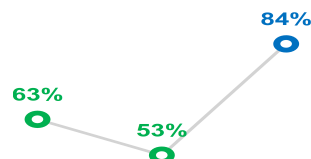


3rd
out of 59

3rd
out of 6

Progress: 84% Model

The Progress domain measures growth on standardized assessments and progress towards graduation (for high schools only).

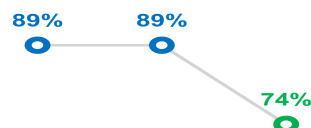


2nd
out of 58

PEER LEADER
out of 6

Climate: 74% Reinforce

The Climate domain measures school climate and student and parent/guardian engagement.



10th
out of 60

3rd
out of 6

William Rowen School

Governance District
Address 6841 N. 19th St.
Philadelphia, PA 19126
Phone/Fax 215-276-5251 / 215-276-5806
Website www.philasd.org/schools/rowen

Report Type Elementary School
Enrollment 518
Grade Range K-5
Admissions Category Neighborhood
Turnaround Model N/A

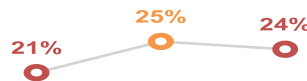
Performance Tiers

■ INTERVENE (0-24%) ■ WATCH (25-49%) ■ REINFORCE (50-74%) ■ MODEL (75-100%)

2012-13 2013-14 2014-15 CITY RANK PEER RANK

OVERALL: 24% INTERVENE

A school's overall score represents its combined performance on the Achievement, Progress, Climate, and College & Career (for high schools only) domains.



46th
out of 59

19th
out of 20

Achievement: 14% Intervene

The Achievement domain measures performance on standardized assessments, including PSSA, Keystone Exams, ACCESS for ELLs, and reading assessments.

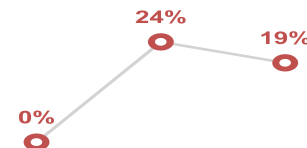


35th
out of 59

12th
out of 20

Progress: 19% Intervene

The Progress domain measures growth on standardized assessments and progress towards graduation (for high schools only).

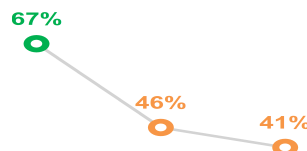


40th
out of 58

14th
out of 20

Climate: 41% Watch

The Climate domain measures school climate and student and parent/guardian engagement.



31st
out of 60

10th
out of 20