

John Bartram High School

Governance District
 Address 2401 S. 67th St.
 Philadelphia, PA 19142
 Phone/Fax 215-492-6450 / 215-492-6117
 Website <http://www.bartramhigh.net>

Report Type High School
 Enrollment 892
 Grade Range 9-12
 Admissions Category Neighborhood
 Turnaround Model N/A

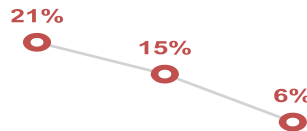
Performance Tiers

■ INTERVENE (0-24%)
 ■ WATCH (25-49%)
 ■ REINFORCE (50-74%)
 ■ MODEL (75-100%)

2012-13 2013-14 2014-15 CITY RANK PEER RANK

OVERALL: 6% INTERVENE

A school's overall score represents its combined performance on the Achievement, Progress, Climate, and College & Career (for high schools only) domains.

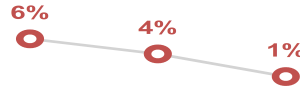


79th
out of 82

24th
out of 26

Achievement: 1% Intervene

The Achievement domain measures performance on standardized assessments, including PSSA, Keystone Exams, ACCESS for ELLs, and reading assessments.




70th
out of 80

19th
out of 26

Progress: 12% Intervene

The Progress domain measures growth on standardized assessments and progress towards graduation (for high schools only).




74th
out of 82

22nd
out of 26

Climate: 4% Intervene

The Climate domain measures school climate and student and parent/guardian engagement.

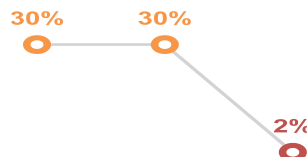


78th
out of 80

22nd
out of 24

College & Career: 2% Intervene

The College & Career domain measures college and career readiness and post-secondary outcomes.



71st
out of 76

20th
out of 25

West Philadelphia High School

Governance District
 Address 4901 Chestnut St.
 Philadelphia, PA 19139
 Phone/Fax 215-471-2902 / 215-471-6402
 Website www.philasd.org/schools/westphila

Report Type High School
 Enrollment 578
 Grade Range 9-12
 Admissions Category Neighborhood
 Turnaround Model Promise Academy

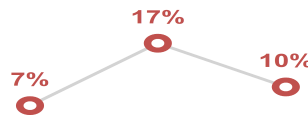
Performance Tiers

■ INTERVENE (0-24%)
 ■ WATCH (25-49%)
 ■ REINFORCE (50-74%)
 ■ MODEL (75-100%)

2012-13 2013-14 2014-15 CITY RANK PEER RANK

OVERALL: 10% INTERVENE

A school's overall score represents its combined performance on the Achievement, Progress, Climate, and College & Career (for high schools only) domains.



69th
out of 82

16th
out of 26

Achievement: 1% Intervene

The Achievement domain measures performance on standardized assessments, including PSSA, Keystone Exams, ACCESS for ELLs, and reading assessments.

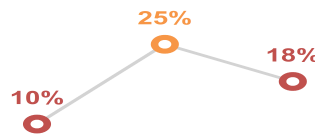


68th
out of 80

17th
out of 26

Progress: 18% Intervene

The Progress domain measures growth on standardized assessments and progress towards graduation (for high schools only).

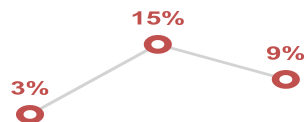


58th
out of 82

12th
out of 26

Climate: 9% Intervene

The Climate domain measures school climate and student and parent/guardian engagement.

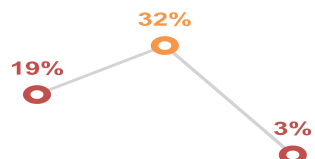


70th
out of 80

16th
out of 24

College & Career: 3% Intervene

The College & Career domain measures college and career readiness and post-secondary outcomes.



66th
out of 76

16th
out of 25

High School of the Future

Governance District
 Address 4021 Parkside Ave.
 Philadelphia, PA 19104
 Phone/Fax 215-823-5500 / 215-823-5504
 Website www.philasd.org/schools/hsof

Report Type High School
 Enrollment 613
 Grade Range 9-12
 Admissions Category Citywide
 Turnaround Model N/A

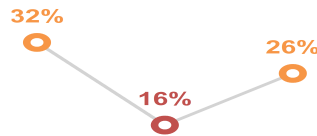
Performance Tiers

■ INTERVENE (0-24%)
 ■ WATCH (25-49%)
 ■ REINFORCE (50-74%)
 ■ MODEL (75-100%)

2012-13 2013-14 2014-15 CITY RANK PEER RANK

OVERALL: 26% WATCH

A school's overall score represents its combined performance on the Achievement, Progress, Climate, and College & Career (for high schools only) domains.

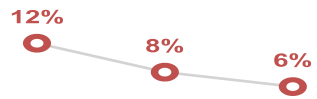


49th
out of 82

6th
out of 26

Achievement: 6% Intervene

The Achievement domain measures performance on standardized assessments, including PSSA, Keystone Exams, ACCESS for ELLs, and reading assessments.

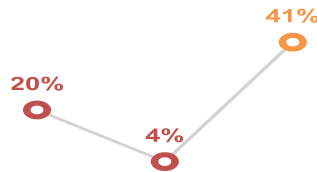


45th
out of 80

4th
out of 26

Progress: 41% Watch

The Progress domain measures growth on standardized assessments and progress towards graduation (for high schools only).

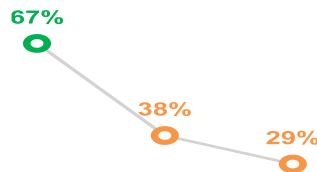


34th
out of 82

5th
out of 26

Climate: 29% Watch

The Climate domain measures school climate and student and parent/guardian engagement.

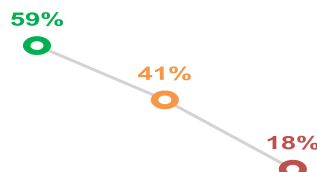


60th
out of 80

11th
out of 24

College & Career: 18% Intervene

The College & Career domain measures college and career readiness and post-secondary outcomes.



48th
out of 76

8th
out of 25

Paul Robeson High School for Human Services

Governance	District	Report Type	High School
Address	4125 Ludlow St. Philadelphia, PA 19104	Enrollment	277
Phone/Fax	215-823-8207 / 215-823-8252	Grade Range	9-12
Website	www.philasd.org/schools/robeson	Admissions Category	Citywide
		Turnaround Model	N/A

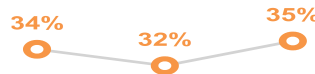
Performance Tiers



2012-13 2013-14 2014-15 CITY RANK PEER RANK

OVERALL: 35% WATCH

A school's overall score represents its combined performance on the Achievement, Progress, Climate, and College & Career (for high schools only) domains.

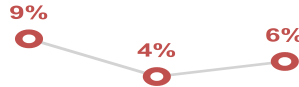


38th
out of 82

5th
out of 26

Achievement: 6% Intervene

The Achievement domain measures performance on standardized assessments, including PSSA, Keystone Exams, ACCESS for ELLs, and reading assessments.

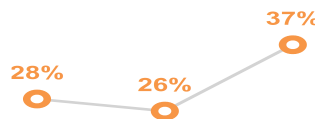


46th
out of 80

5th
out of 26

Progress: 37% Watch

The Progress domain measures growth on standardized assessments and progress towards graduation (for high schools only).



39th
out of 82

7th
out of 26

Climate: 58% Reinforce

The Climate domain measures school climate and student and parent/guardian engagement.

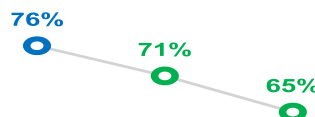


33rd
out of 80

3rd
out of 24

College & Career: 65% Reinforce

The College & Career domain measures college and career readiness and post-secondary outcomes.



18th
out of 76

PEER LEADER
out of 25

William L. Sayre High School

Governance District
 Address 5800 Walnut St.
 Philadelphia, PA 19139
 Phone/Fax 215-471-2904 / 215-471-3486
 Website www.philasd.org/schools/sayre

Report Type High School
 Enrollment 539
 Grade Range 9-12
 Admissions Category Neighborhood
 Turnaround Model N/A

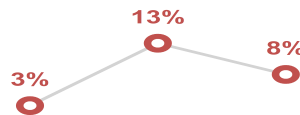
Performance Tiers

■ INTERVENE (0-24%)
 ■ WATCH (25-49%)
 ■ REINFORCE (50-74%)
 ■ MODEL (75-100%)

2012-13 2013-14 2014-15 CITY RANK PEER RANK

OVERALL: 8% INTERVENE

A school's overall score represents its combined performance on the Achievement, Progress, Climate, and College & Career (for high schools only) domains.



72nd
out of 82

18th
out of 26

Achievement: 0% Intervene

The Achievement domain measures performance on standardized assessments, including PSSA, Keystone Exams, ACCESS for ELLs, and reading assessments.

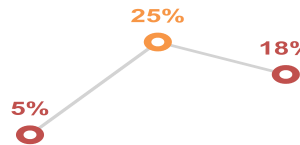


75th
out of 80

23rd
out of 26

Progress: 18% Intervene

The Progress domain measures growth on standardized assessments and progress towards graduation (for high schools only).



60th
out of 82

13th
out of 26

Climate: 4% Intervene

The Climate domain measures school climate and student and parent/guardian engagement.

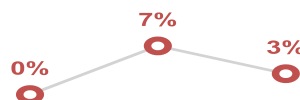


77th
out of 80

21st
out of 24

College & Career: 3% Intervene

The College & Career domain measures college and career readiness and post-secondary outcomes.



67th
out of 76

17th
out of 25

Motivation High School

Governance District
 Address 5900 Baltimore Ave.
 Philadelphia, PA 19143
 Phone/Fax 215-471-2906 / 215-471-8172
 Website www.philasd.org/schools/motivation

Report Type High School
 Enrollment 295
 Grade Range 9-12
 Admissions Category Special Admit
 Turnaround Model N/A

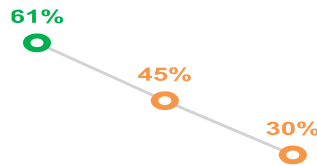
Performance Tiers

■ INTERVENE (0-24%)
 ■ WATCH (25-49%)
 ■ REINFORCE (50-74%)
 ■ MODEL (75-100%)

	2012-13	2013-14	2014-15	CITY RANK	PEER RANK
--	---------	---------	---------	-----------	-----------

OVERALL: 30% WATCH

A school's overall score represents its combined performance on the Achievement, Progress, Climate, and College & Career (for high schools only) domains.

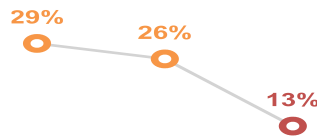


43rd
out of 82

16th
out of 25

Achievement: 13% Intervene

The Achievement domain measures performance on standardized assessments, including PSSA, Keystone Exams, ACCESS for ELLs, and reading assessments.

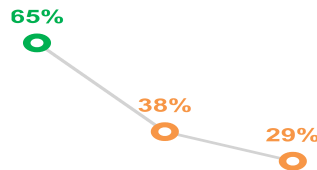


31st
out of 80

10th
out of 24

Progress: 29% Watch

The Progress domain measures growth on standardized assessments and progress towards graduation (for high schools only).

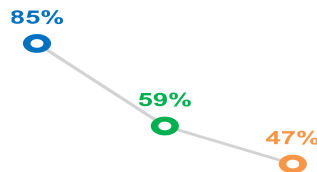


43rd
out of 82

15th
out of 25

Climate: 47% Watch

The Climate domain measures school climate and student and parent/guardian engagement.

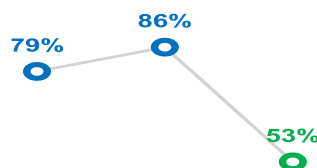


48th
out of 80

18th
out of 25

College & Career: 53% Reinforce

The College & Career domain measures college and career readiness and post-secondary outcomes.



24th
out of 76

7th
out of 23

South Philadelphia High School

Governance District
 Address 2101 S. Broad St.
 Philadelphia, PA 19148
 Phone/Fax 215-952-6220 / 215-551-2275
 Website www.philasd.org/schools/southphila

Report Type High School
 Enrollment 761
 Grade Range 9-12
 Admissions Category Neighborhood
 Turnaround Model N/A

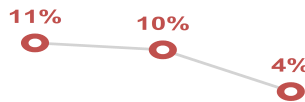
Performance Tiers

■ INTERVENE (0-24%)
 ■ WATCH (25-49%)
 ■ REINFORCE (50-74%)
 ■ MODEL (75-100%)

2012-13 2013-14 2014-15 CITY RANK PEER RANK

OVERALL: 4% INTERVENE

A school's overall score represents its combined performance on the Achievement, Progress, Climate, and College & Career (for high schools only) domains.



81st
out of 82

12th
out of 12

Achievement: 2% Intervene

The Achievement domain measures performance on standardized assessments, including PSSA, Keystone Exams, ACCESS for ELLs, and reading assessments.

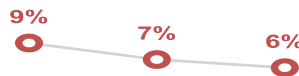


60th
out of 80

9th
out of 12

Progress: 6% Intervene

The Progress domain measures growth on standardized assessments and progress towards graduation (for high schools only).

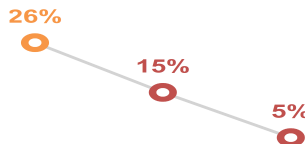


80th
out of 82

11th
out of 12

Climate: 5% Intervene

The Climate domain measures school climate and student and parent/guardian engagement.

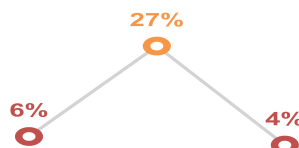


76th
out of 80

12th
out of 12

College & Career: 4% Intervene

The College & Career domain measures college and career readiness and post-secondary outcomes.



63rd
out of 76

10th
out of 11

Benjamin Franklin High School

Governance District
 Address 550 N. Broad St.
 Philadelphia, PA 19130
 Phone/Fax 215-299-4662 / 215-299-7285
 Website www.philasd.org/schools/benfranklin

Report Type High School
 Enrollment 713
 Grade Range 9-12
 Admissions Category Neighborhood
 Turnaround Model N/A

Performance Tiers

■ INTERVENE (0-24%)
 ■ WATCH (25-49%)
 ■ REINFORCE (50-74%)
 ■ MODEL (75-100%)

2012-13 2013-14 2014-15 CITY RANK PEER RANK

OVERALL: 6% INTERVENE

A school's overall score represents its combined performance on the Achievement, Progress, Climate, and College & Career (for high schools only) domains.



78th
out of 82

23rd
out of 26

Achievement: 0% Intervene

The Achievement domain measures performance on standardized assessments, including PSSA, Keystone Exams, ACCESS for ELLs, and reading assessments.

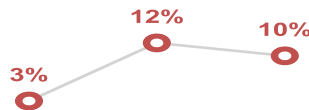


73rd
out of 80

21st
out of 26

Progress: 10% Intervene

The Progress domain measures growth on standardized assessments and progress towards graduation (for high schools only).

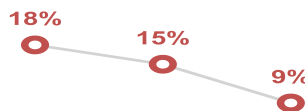


76th
out of 82

24th
out of 26

Climate: 9% Intervene

The Climate domain measures school climate and student and parent/guardian engagement.

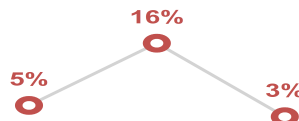


71st
out of 80

17th
out of 24

College & Career: 3% Intervene

The College & Career domain measures college and career readiness and post-secondary outcomes.



69th
out of 76

18th
out of 25

High School for Creative and Performing Arts

Governance District
 Address 901 S. Broad St.
 Philadelphia, PA 19147
 Phone/Fax 215-952-2462 / 215-952-6472
 Website www.philasd.org/schools/capa

Report Type High School
 Enrollment 701
 Grade Range 9-12
 Admissions Category Special Admit
 Turnaround Model N/A

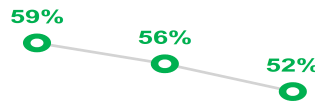
Performance Tiers

■ INTERVENE (0-24%) ■ WATCH (25-49%) ■ REINFORCE (50-74%) ■ MODEL (75-100%)

2012-13 2013-14 2014-15 CITY RANK PEER RANK

OVERALL: 52% REINFORCE

A school's overall score represents its combined performance on the Achievement, Progress, Climate, and College & Career (for high schools only) domains.

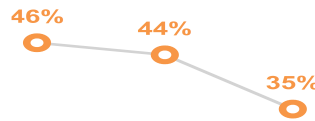


19th
out of 82

2nd
out of 9

Achievement: 35% Watch

The Achievement domain measures performance on standardized assessments, including PSSA, Keystone Exams, ACCESS for ELLs, and reading assessments.

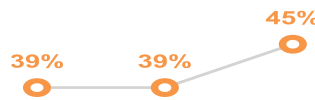


14th
out of 80

2nd
out of 9

Progress: 45% Watch

The Progress domain measures growth on standardized assessments and progress towards graduation (for high schools only).

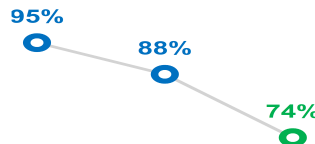


30th
out of 82

4th
out of 9

Climate: 74% Reinforce

The Climate domain measures school climate and student and parent/guardian engagement.




13th
out of 80

3rd
out of 9

College & Career: 74% Reinforce

The College & Career domain measures college and career readiness and post-secondary outcomes.



7th
out of 76

PEER LEADER
out of 8

Julia R. Masterman School

Governance District
 Address 1699 Spring Garden St.
 Philadelphia, PA 19130
 Phone/Fax 215-299-4661 / 215-299-3425
 Website www.philasd.org/schools/masterman

Report Type High School
 Enrollment 423
 Grade Range 9-12
 Admissions Category Special Admit
 Turnaround Model N/A

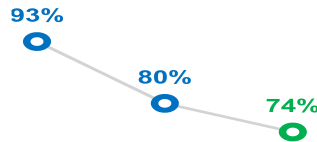
Performance Tiers

■ INTERVENE (0-24%)
 ■ WATCH (25-49%)
 ■ REINFORCE (50-74%)
 ■ MODEL (75-100%)

2012-13 2013-14 2014-15 CITY RANK PEER RANK

OVERALL: 74% REINFORCE

A school's overall score represents its combined performance on the Achievement, Progress, Climate, and College & Career (for high schools only) domains.



3rd
out of 82

3rd
out of 10

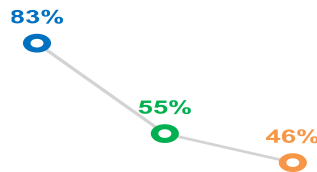
Achievement

INSUFFICIENT DATA

The Achievement domain measures performance on standardized assessments, including PSSA, Keystone Exams, ACCESS for ELLs, and reading assessments.

Progress: 46% Watch

The Progress domain measures growth on standardized assessments and progress towards graduation (for high schools only).

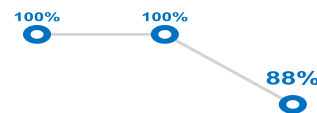


28th
out of 82

10th
out of 10

Climate: 88% Model

The Climate domain measures school climate and student and parent/guardian engagement.



2nd
out of 80

PEER LEADER
out of 10

College & Career: 100% Model

The College & Career domain measures college and career readiness and post-secondary outcomes.



CITY LEADER
out of 76

PEER LEADER
out of 9

Furness High School

Governance District
 Address 1900 S. 3rd St.
 Philadelphia, PA 19148
 Phone/Fax 215-952-6226 / 215-952-8635
 Website www.philasd.org/schools/furness

Report Type High School
 Enrollment 695
 Grade Range 9-12
 Admissions Category Neighborhood
 Turnaround Model N/A

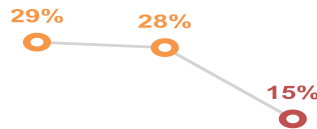
Performance Tiers

■ INTERVENE (0-24%)
 ■ WATCH (25-49%)
 ■ REINFORCE (50-74%)
 ■ MODEL (75-100%)

2012-13 2013-14 2014-15 CITY RANK PEER RANK

OVERALL: 15% INTERVENE

A school's overall score represents its combined performance on the Achievement, Progress, Climate, and College & Career (for high schools only) domains.

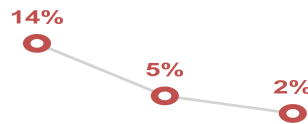


62nd
out of 82

9th
out of 9

Achievement: 2% Intervene

The Achievement domain measures performance on standardized assessments, including PSSA, Keystone Exams, ACCESS for ELLs, and reading assessments.

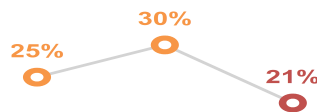


62nd
out of 80

9th
out of 9

Progress: 21% Intervene

The Progress domain measures growth on standardized assessments and progress towards graduation (for high schools only).

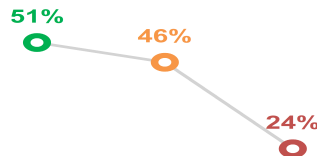


55th
out of 82

8th
out of 9

Climate: 24% Intervene

The Climate domain measures school climate and student and parent/guardian engagement.

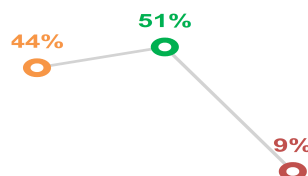


62nd
out of 80

9th
out of 9

College & Career: 9% Intervene

The College & Career domain measures college and career readiness and post-secondary outcomes.



56th
out of 76

8th
out of 8

Franklin Learning Center

Governance District
 Address 616 N. 15th St.
 Philadelphia, PA 19130
 Phone/Fax 215-684-5916 / 215-684-8969
 Website www.flc.phila.k12.pa.us

Report Type High School
 Enrollment 787
 Grade Range 9-12
 Admissions Category Special Admit
 Turnaround Model N/A

Performance Tiers

■ INTERVENE (0-24%)
 ■ WATCH (25-49%)
 ■ REINFORCE (50-74%)
 ■ MODEL (75-100%)

2012-13 2013-14 2014-15 CITY RANK PEER RANK

OVERALL: 41% WATCH

A school's overall score represents its combined performance on the Achievement, Progress, Climate, and College & Career (for high schools only) domains.

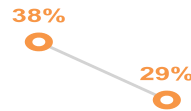


27th
out of 82

5th
out of 12

Achievement: 29% Watch

The Achievement domain measures performance on standardized assessments, including PSSA, Keystone Exams, ACCESS for ELLs, and reading assessments.

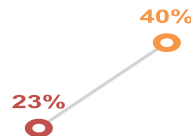


17th
out of 80

3rd
out of 12

Progress: 40% Watch

The Progress domain measures growth on standardized assessments and progress towards graduation (for high schools only).

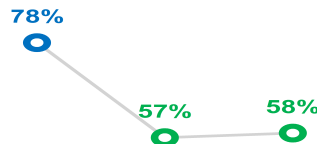


37th
out of 82

5th
out of 12

Climate: 58% Reinforce

The Climate domain measures school climate and student and parent/guardian engagement.

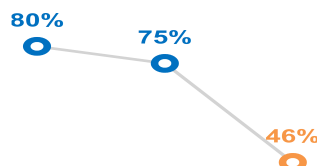


35th
out of 80

5th
out of 12

College & Career: 46% Watch

The College & Career domain measures college and career readiness and post-secondary outcomes.



27th
out of 76

5th
out of 11

Girard Academic Music Program

Governance District
 Address 2136 W. Ritner St.
 Philadelphia, PA 19145
 Phone/Fax 215-952-8589 / 215-952-6544
 Website www.philasd.org/schools/gamp

Report Type High School
 Enrollment 243
 Grade Range 9-12
 Admissions Category Special Admit
 Turnaround Model N/A

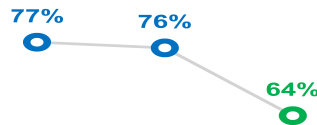
Performance Tiers

■ INTERVENE (0-24%)
 ■ WATCH (25-49%)
 ■ REINFORCE (50-74%)
 ■ MODEL (75-100%)

2012-13 2013-14 2014-15 CITY RANK PEER RANK

OVERALL: 64% REINFORCE

A school's overall score represents its combined performance on the Achievement, Progress, Climate, and College & Career (for high schools only) domains.

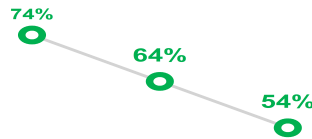


5th
out of 82

4th
out of 10

Achievement: 54% Reinforce

The Achievement domain measures performance on standardized assessments, including PSSA, Keystone Exams, ACCESS for ELLs, and reading assessments.

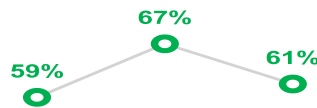


3rd
out of 80

2nd
out of 9

Progress: 61% Reinforce

The Progress domain measures growth on standardized assessments and progress towards graduation (for high schools only).

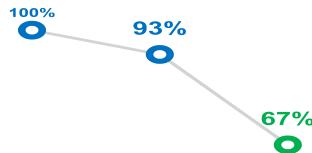


11th
out of 82

5th
out of 10

Climate: 67% Reinforce

The Climate domain measures school climate and student and parent/guardian engagement.

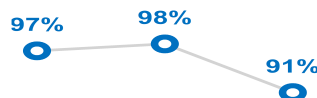


23rd
out of 80

10th
out of 10

College & Career: 91% Model

The College & Career domain measures college and career readiness and post-secondary outcomes.



3rd
out of 76

3rd
out of 9

Academy at Palumbo

Governance District
 Address 1100 Catharine St.
 Philadelphia, PA 19147
 Phone/Fax 215-351-7618 / 215-351-7685
 Website www.philasd.org/schools/palumbo

Report Type High School
 Enrollment 858
 Grade Range 9-12
 Admissions Category Special Admit
 Turnaround Model N/A

Performance Tiers

■ INTERVENE (0-24%)
 ■ WATCH (25-49%)
 ■ REINFORCE (50-74%)
 ■ MODEL (75-100%)

2012-13 2013-14 2014-15 CITY RANK PEER RANK

OVERALL: 60% REINFORCE

A school's overall score represents its combined performance on the Achievement, Progress, Climate, and College & Career (for high schools only) domains.



10th
out of 82

PEER LEADER
out of 9

Achievement: 51% Reinforce

The Achievement domain measures performance on standardized assessments, including PSSA, Keystone Exams, ACCESS for ELLs, and reading assessments.

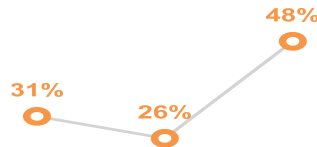


5th
out of 80

PEER LEADER
out of 9

Progress: 48% Watch

The Progress domain measures growth on standardized assessments and progress towards graduation (for high schools only).

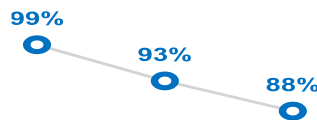


24th
out of 82

3rd
out of 9

Climate: 88% Model

The Climate domain measures school climate and student and parent/guardian engagement.

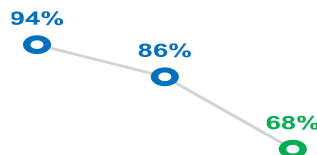


3rd
out of 80

2nd
out of 9

College & Career: 68% Reinforce

The College & Career domain measures college and career readiness and post-secondary outcomes.



15th
out of 76

2nd
out of 8

Science Leadership Academy

Governance District
 Address 55 N. 22nd St.
 Philadelphia, PA 19103
 Phone/Fax 215-979-5620 / 215-567-2809
 Website www.scienceleadership.org

Report Type High School
 Enrollment 497
 Grade Range 9-12
 Admissions Category Special Admit
 Turnaround Model N/A

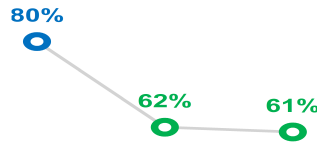
Performance Tiers

■ INTERVENE (0-24%)
 ■ WATCH (25-49%)
 ■ REINFORCE (50-74%)
 ■ MODEL (75-100%)

2012-13 2013-14 2014-15 CITY RANK PEER RANK

OVERALL: 61% REINFORCE

A school's overall score represents its combined performance on the Achievement, Progress, Climate, and College & Career (for high schools only) domains.

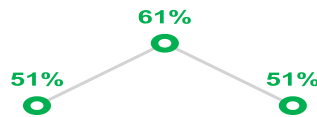


7th
out of 82

6th
out of 10

Achievement: 51% Reinforce

The Achievement domain measures performance on standardized assessments, including PSSA, Keystone Exams, ACCESS for ELLs, and reading assessments.

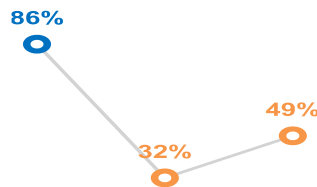


4th
out of 80

3rd
out of 9

Progress: 49% Watch

The Progress domain measures growth on standardized assessments and progress towards graduation (for high schools only).

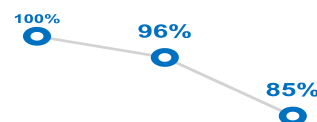


22nd
out of 82

9th
out of 10

Climate: 85% Model

The Climate domain measures school climate and student and parent/guardian engagement.

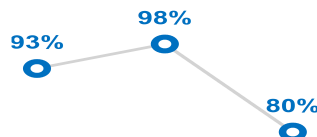


5th
out of 80

2nd
out of 10

College & Career: 80% Model

The College & Career domain measures college and career readiness and post-secondary outcomes.



6th
out of 76

5th
out of 9

Constitution High School

Governance District
 Address 18 S. 7th St.
 Philadelphia, PA 19106
 Phone/Fax 215-351-7310 / 215-351-7694
 Website www.philasd.org/schools/constitution

Report Type High School
 Enrollment 351
 Grade Range 9-12
 Admissions Category Citywide
 Turnaround Model N/A

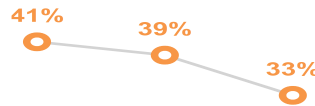
Performance Tiers

■ INTERVENE (0-24%)
 ■ WATCH (25-49%)
 ■ REINFORCE (50-74%)
 ■ MODEL (75-100%)

2012-13 2013-14 2014-15 CITY RANK PEER RANK

OVERALL: 33% WATCH

A school's overall score represents its combined performance on the Achievement, Progress, Climate, and College & Career (for high schools only) domains.

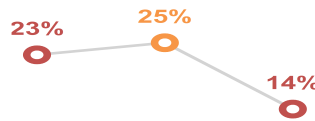


40th
out of 82

6th
out of 12

Achievement: 14% Intervene

The Achievement domain measures performance on standardized assessments, including PSSA, Keystone Exams, ACCESS for ELLs, and reading assessments.



30th
out of 80

7th
out of 12

Progress: 28% Watch

The Progress domain measures growth on standardized assessments and progress towards graduation (for high schools only).

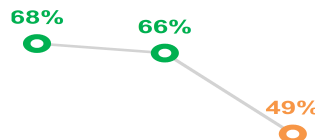


45th
out of 82

6th
out of 12

Climate: 49% Watch

The Climate domain measures school climate and student and parent/guardian engagement.

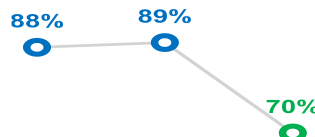


44th
out of 80

8th
out of 12

College & Career: 70% Reinforce

The College & Career domain measures college and career readiness and post-secondary outcomes.



14th
out of 76

3rd
out of 11

The Science Leadership Academy at Beeber

Governance	District	Report Type	High School
Address	5925 Malvern Ave.	Enrollment	228
	Philadelphia, PA 19131	Grade Range	9-10
Phone/Fax	215-581-2715 / 215-581-2109	Admissions Category	Special Admit
Website	http://slabeeber.org	Turnaround Model	N/A

Performance Tiers

■ INTERVENE (0-24%)
 ■ WATCH (25-49%)
 ■ REINFORCE (50-74%)
 ■ MODEL (75-100%)

2012-13 2013-14 2014-15 CITY RANK PEER RANK

OVERALL: 62% REINFORCE

A school's overall score represents its combined performance on the Achievement, Progress, Climate, and College & Career (for high schools only) domains.

62%


6th
out of 82

5th
out of 10

Achievement: 42% Watch

The Achievement domain measures performance on standardized assessments, including PSSA, Keystone Exams, ACCESS for ELLs, and reading assessments.

42%


12th
out of 80

7th
out of 9

Progress: 65% Reinforce

The Progress domain measures growth on standardized assessments and progress towards graduation (for high schools only).

65%


10th
out of 82

4th
out of 10

Climate: 73% Reinforce

The Climate domain measures school climate and student and parent/guardian engagement.

73%


15th
out of 80

9th
out of 10

College & Career

NOT APPLICABLE

The College & Career domain measures college and career readiness and post-secondary outcomes.

Overbrook High School

Governance District
 Address 5898 Lancaster Ave.
 Philadelphia, PA 19131
 Phone/Fax 215-581-5507 / 215-581-3406
 Website www.philasd.org/schools/overbrookhs

Report Type High School
 Enrollment 774
 Grade Range 9-12
 Admissions Category Neighborhood
 Turnaround Model N/A

Performance Tiers

■ INTERVENE (0-24%)
 ■ WATCH (25-49%)
 ■ REINFORCE (50-74%)
 ■ MODEL (75-100%)

2012-13 2013-14 2014-15 CITY RANK PEER RANK

OVERALL: 7% INTERVENE

A school's overall score represents its combined performance on the Achievement, Progress, Climate, and College & Career (for high schools only) domains.

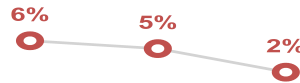


74th
out of 82

20th
out of 26

Achievement: 2% Intervene

The Achievement domain measures performance on standardized assessments, including PSSA, Keystone Exams, ACCESS for ELLs, and reading assessments.

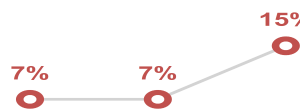


63rd
out of 80

13th
out of 26

Progress: 15% Intervene

The Progress domain measures growth on standardized assessments and progress towards graduation (for high schools only).

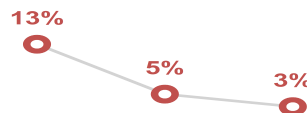


71st
out of 82

20th
out of 26

Climate: 3% Intervene

The Climate domain measures school climate and student and parent/guardian engagement.

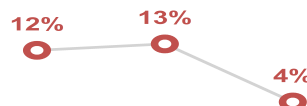


80th
out of 80

24th
out of 24

College & Career: 4% Intervene

The College & Career domain measures college and career readiness and post-secondary outcomes.



64th
out of 76

14th
out of 25

High School of Engineering and Science

Governance District
 Address 1600 W. Norris St.
 Philadelphia, PA 19121
 Phone/Fax 215-684-5079 / 215-684-5151
 Website www.carver.phila.k12.pa.us

Report Type High School
 Enrollment 740
 Grade Range 9-12
 Admissions Category Special Admit
 Turnaround Model N/A

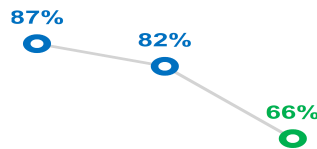
Performance Tiers

■ INTERVENE (0-24%)
 ■ WATCH (25-49%)
 ■ REINFORCE (50-74%)
 ■ MODEL (75-100%)

	2012-13	2013-14	2014-15	CITY RANK	PEER RANK
--	---------	---------	---------	-----------	-----------

OVERALL: 66% REINFORCE

A school's overall score represents its combined performance on the Achievement, Progress, Climate, and College & Career (for high schools only) domains.

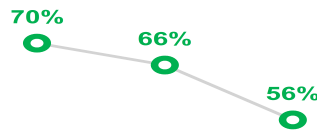


4th
out of 82

PEER LEADER
out of 25

Achievement: 56% Reinforce

The Achievement domain measures performance on standardized assessments, including PSSA, Keystone Exams, ACCESS for ELLs, and reading assessments.

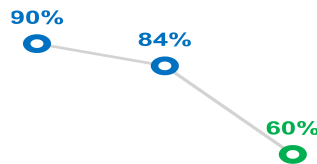


2nd
out of 80

PEER LEADER
out of 24

Progress: 60% Reinforce

The Progress domain measures growth on standardized assessments and progress towards graduation (for high schools only).

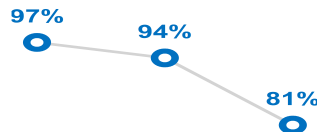


12th
out of 82

5th
out of 25

Climate: 81% Model

The Climate domain measures school climate and student and parent/guardian engagement.

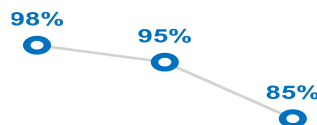


7th
out of 80

2nd
out of 25

College & Career: 85% Model

The College & Career domain measures college and career readiness and post-secondary outcomes.



5th
out of 76

PEER LEADER
out of 23

Murrell Dobbins Career and Technical High School

Governance	District	Report Type	High School
Address	2150 W. Lehigh Ave. Philadelphia, PA 19132	Enrollment	492
Phone/Fax	215-227-4421 / 215-227-4944	Grade Range	9-12
Website	www.philasd.org/schools/dobbins	Admissions Category	Citywide
		Turnaround Model	N/A

Performance Tiers



2012-13 2013-14 2014-15 CITY RANK PEER RANK

OVERALL: 16% INTERVENE

A school's overall score represents its combined performance on the Achievement, Progress, Climate, and College & Career (for high schools only) domains.

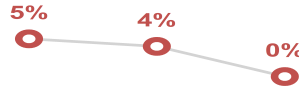


60th
out of 82

11th
out of 26

Achievement: 0% Intervene

The Achievement domain measures performance on standardized assessments, including PSSA, Keystone Exams, ACCESS for ELLs, and reading assessments.



71st
out of 80

20th
out of 26

Progress: 15% Intervene

The Progress domain measures growth on standardized assessments and progress towards graduation (for high schools only).

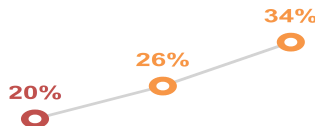


68th
out of 82

18th
out of 26

Climate: 34% Watch

The Climate domain measures school climate and student and parent/guardian engagement.

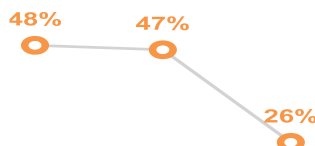


58th
out of 80

10th
out of 24

College & Career: 26% Watch

The College & Career domain measures college and career readiness and post-secondary outcomes.



43rd
out of 76

5th
out of 25

Strawberry Mansion High School

Governance District
 Address 3133 Ridge Ave.
 Philadelphia, PA 19121
 Phone/Fax 215-684-5089 / 215-684-5380
 Website www.philasd.org/schools/strawberry

Report Type High School
 Enrollment 439
 Grade Range 9-12
 Admissions Category Neighborhood
 Turnaround Model Promise Academy

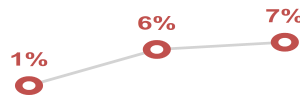
Performance Tiers

■ INTERVENE (0-24%)
 ■ WATCH (25-49%)
 ■ REINFORCE (50-74%)
 ■ MODEL (75-100%)

2012-13 2013-14 2014-15 CITY RANK PEER RANK

OVERALL: 7% INTERVENE

A school's overall score represents its combined performance on the Achievement, Progress, Climate, and College & Career (for high schools only) domains.

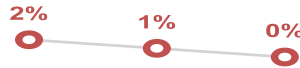


73rd
out of 82

19th
out of 26

Achievement: 0% Intervene

The Achievement domain measures performance on standardized assessments, including PSSA, Keystone Exams, ACCESS for ELLs, and reading assessments.

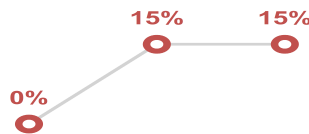


77th
out of 80

24th
out of 26

Progress: 15% Intervene

The Progress domain measures growth on standardized assessments and progress towards graduation (for high schools only).



70th
out of 82

19th
out of 26

Climate: 3% Intervene

The Climate domain measures school climate and student and parent/guardian engagement.



80th
out of 80

24th
out of 24

College & Career: 3% Intervene

The College & Career domain measures college and career readiness and post-secondary outcomes.



65th
out of 76

15th
out of 25

Thomas A. Edison High School

Governance District
 Address 151 W. Luzerne St.
 Philadelphia, PA 19140
 Phone/Fax 215-324-9599 / 215-329-5824
 Website www.philasd.org/schools/edison

Report Type High School
 Enrollment 1,365
 Grade Range 9-12
 Admissions Category Neighborhood
 Turnaround Model Promise Academy

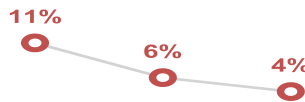
Performance Tiers

■ INTERVENE (0-24%)
 ■ WATCH (25-49%)
 ■ REINFORCE (50-74%)
 ■ MODEL (75-100%)

2012-13 2013-14 2014-15 CITY RANK PEER RANK

OVERALL: 4% INTERVENE

A school's overall score represents its combined performance on the Achievement, Progress, Climate, and College & Career (for high schools only) domains.



80th
out of 82

25th
out of 26

Achievement: 1% Intervene

The Achievement domain measures performance on standardized assessments, including PSSA, Keystone Exams, ACCESS for ELLs, and reading assessments.

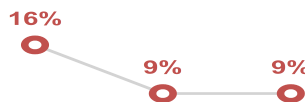


69th
out of 80

18th
out of 26

Progress: 9% Intervene

The Progress domain measures growth on standardized assessments and progress towards graduation (for high schools only).

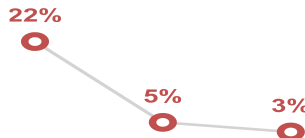


77th
out of 82

25th
out of 26

Climate: 3% Intervene

The Climate domain measures school climate and student and parent/guardian engagement.



79th
out of 80

23rd
out of 24

College & Career: 1% Intervene

The College & Career domain measures college and career readiness and post-secondary outcomes.



74th
out of 76

23rd
out of 25

Philadelphia Military Academy

Governance District
 Address 2118 N. 13th St.
 Philadelphia, PA 19122
 Phone/Fax 215-684-5091 / 215-684-5507
 Website www.philasd.org/schools/pma

Report Type High School
 Enrollment 306
 Grade Range 9-12
 Admissions Category Citywide
 Turnaround Model N/A

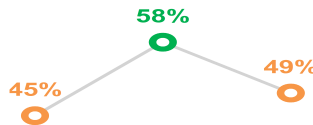
Performance Tiers

■ INTERVENE (0-24%)
 ■ WATCH (25-49%)
 ■ REINFORCE (50-74%)
 ■ MODEL (75-100%)

2012-13 2013-14 2014-15 CITY RANK PEER RANK

OVERALL: 49% WATCH

A school's overall score represents its combined performance on the Achievement, Progress, Climate, and College & Career (for high schools only) domains.

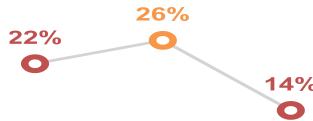


21st
out of 82

7th
out of 25

Achievement: 14% Intervene

The Achievement domain measures performance on standardized assessments, including PSSA, Keystone Exams, ACCESS for ELLs, and reading assessments.

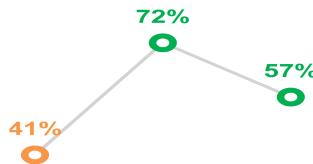


29th
out of 80

9th
out of 24

Progress: 57% Reinforce

The Progress domain measures growth on standardized assessments and progress towards graduation (for high schools only).

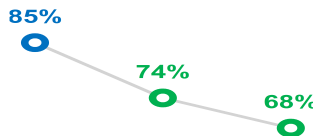


14th
out of 82

6th
out of 25

Climate: 68% Reinforce

The Climate domain measures school climate and student and parent/guardian engagement.

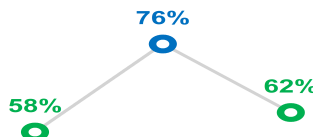


22nd
out of 80

7th
out of 25

College & Career: 62% Reinforce

The College & Career domain measures college and career readiness and post-secondary outcomes.



22nd
out of 76

6th
out of 23

Jules E. Mastbaum Area Vocational Technical High School

Governance District
 Address 3116 Frankford Ave.
 Philadelphia, PA 19134
 Phone/Fax 215-291-4703 / 215-291-5657
 Website www.philasd.org/schools/mastbaum

Report Type High School
 Enrollment 594
 Grade Range 9-12
 Admissions Category Citywide
 Turnaround Model N/A

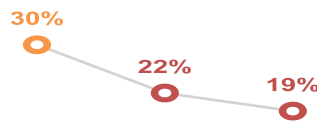
Performance Tiers

■ INTERVENE (0-24%)
 ■ WATCH (25-49%)
 ■ REINFORCE (50-74%)
 ■ MODEL (75-100%)

2012-13 2013-14 2014-15 CITY RANK PEER RANK

OVERALL: 19% INTERVENE

A school's overall score represents its combined performance on the Achievement, Progress, Climate, and College & Career (for high schools only) domains.



57th
out of 82

9th
out of 26

Achievement: 7% Intervene

The Achievement domain measures performance on standardized assessments, including PSSA, Keystone Exams, ACCESS for ELLs, and reading assessments.

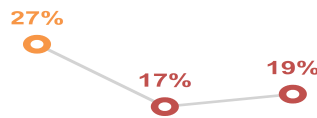


44th
out of 80

3rd
out of 26

Progress: 19% Intervene

The Progress domain measures growth on standardized assessments and progress towards graduation (for high schools only).

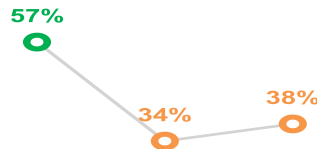


57th
out of 82

11th
out of 26

Climate: 38% Watch

The Climate domain measures school climate and student and parent/guardian engagement.

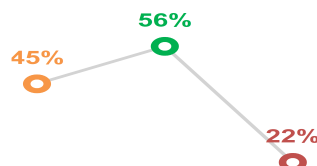


54th
out of 80

7th
out of 24

College & Career: 22% Intervene

The College & Career domain measures college and career readiness and post-secondary outcomes.



46th
out of 76

7th
out of 25

Parkway Northwest High School

Governance District
 Address 1100 E. Mt. Pleasant Ave.
 Philadelphia, PA 19150
 Phone/Fax 215-248-6220 / 215-248-6015
 Website www.philasd.org/schools/parkwaynw/

Report Type High School
 Enrollment 221
 Grade Range 9-12
 Admissions Category Special Admit
 Turnaround Model N/A

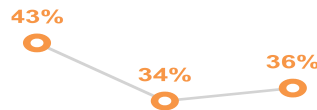
Performance Tiers

■ INTERVENE (0-24%)
 ■ WATCH (25-49%)
 ■ REINFORCE (50-74%)
 ■ MODEL (75-100%)

2012-13 2013-14 2014-15 CITY RANK PEER RANK

OVERALL: 36% WATCH

A school's overall score represents its combined performance on the Achievement, Progress, Climate, and College & Career (for high schools only) domains.

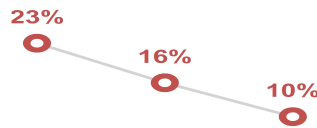


34th
out of 82

11th
out of 25

Achievement: 10% Intervene

The Achievement domain measures performance on standardized assessments, including PSSA, Keystone Exams, ACCESS for ELLs, and reading assessments.

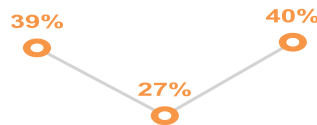


37th
out of 80

13th
out of 24

Progress: 40% Watch

The Progress domain measures growth on standardized assessments and progress towards graduation (for high schools only).

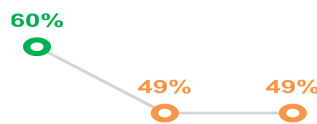


36th
out of 82

12th
out of 25

Climate: 49% Watch

The Climate domain measures school climate and student and parent/guardian engagement.



43rd
out of 80

15th
out of 25

College & Career: 71% Reinforce

The College & Career domain measures college and career readiness and post-secondary outcomes.



12th
out of 76

3rd
out of 23

Parkway Center City High School

Governance District
 Address 540 N. 13th St.
 Philadelphia, PA 19123
 Phone/Fax 215-351-7095 / 215-351-7097
 Website www.philasd.org/schools/parkwaycc

Report Type High School
 Enrollment 535
 Grade Range 9-12
 Admissions Category Special Admit
 Turnaround Model N/A

Performance Tiers

■ INTERVENE (0-24%)
 ■ WATCH (25-49%)
 ■ REINFORCE (50-74%)
 ■ MODEL (75-100%)

2012-13 2013-14 2014-15 CITY RANK PEER RANK

OVERALL: 59% REINFORCE

A school's overall score represents its combined performance on the Achievement, Progress, Climate, and College & Career (for high schools only) domains.

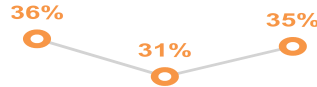


11th
out of 82

2nd
out of 25

Achievement: 35% Watch

The Achievement domain measures performance on standardized assessments, including PSSA, Keystone Exams, ACCESS for ELLs, and reading assessments.

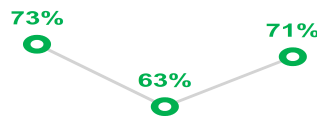


15th
out of 80

3rd
out of 24

Progress: 71% Reinforce

The Progress domain measures growth on standardized assessments and progress towards graduation (for high schools only).

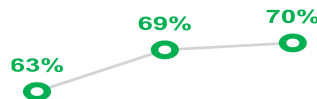


8th
out of 82

4th
out of 25

Climate: 70% Reinforce

The Climate domain measures school climate and student and parent/guardian engagement.

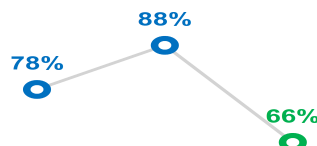


19th
out of 80

5th
out of 25

College & Career: 66% Reinforce

The College & Career domain measures college and career readiness and post-secondary outcomes.



17th
out of 76

5th
out of 23

Parkway West High School

Governance District
 Address 4725 Fairmount Ave.
 Philadelphia, PA 19139
 Phone/Fax 215-581-5510 / 215-581-5600
 Website www.philasd.org/schools/parkwaywest

Report Type High School
 Enrollment 292
 Grade Range 9-12
 Admissions Category Special Admit
 Turnaround Model N/A

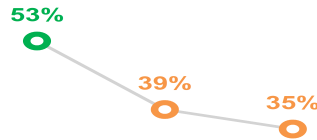
Performance Tiers

■ INTERVENE (0-24%)
 ■ WATCH (25-49%)
 ■ REINFORCE (50-74%)
 ■ MODEL (75-100%)

2012-13 2013-14 2014-15 CITY RANK PEER RANK

OVERALL: 35% WATCH

A school's overall score represents its combined performance on the Achievement, Progress, Climate, and College & Career (for high schools only) domains.

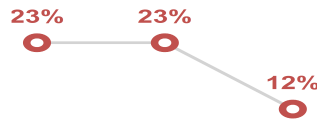


37th
out of 82

12th
out of 25

Achievement: 12% Intervene

The Achievement domain measures performance on standardized assessments, including PSSA, Keystone Exams, ACCESS for ELLs, and reading assessments.

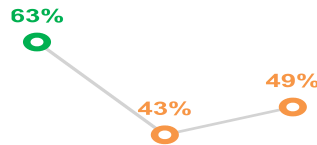


32nd
out of 80

11th
out of 24

Progress: 49% Watch

The Progress domain measures growth on standardized assessments and progress towards graduation (for high schools only).

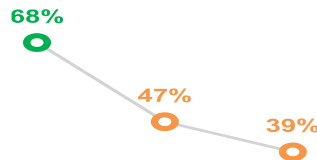


23rd
out of 82

8th
out of 25

Climate: 39% Watch

The Climate domain measures school climate and student and parent/guardian engagement.

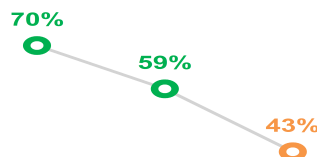


53rd
out of 80

20th
out of 25

College & Career: 43% Watch

The College & Career domain measures college and career readiness and post-secondary outcomes.



31st
out of 76

11th
out of 23

William W. Bodine High School

Governance District
 Address 1101 N. 4th St.
 Philadelphia, PA 19123
 Phone/Fax 215-351-7332 / 215-351-7370
 Website www.philasd.org/schools/bodine

Report Type High School
 Enrollment 480
 Grade Range 9-12
 Admissions Category Special Admit
 Turnaround Model N/A

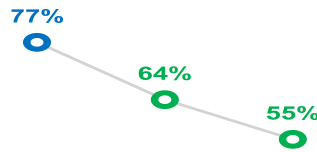
Performance Tiers

■ INTERVENE (0-24%)
 ■ WATCH (25-49%)
 ■ REINFORCE (50-74%)
 ■ MODEL (75-100%)

	2012-13	2013-14	2014-15	CITY RANK	PEER RANK
--	---------	---------	---------	-----------	-----------

OVERALL: 55% REINFORCE

A school's overall score represents its combined performance on the Achievement, Progress, Climate, and College & Career (for high schools only) domains.

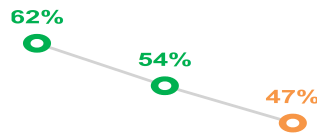


14th
out of 82

PEER LEADER
out of 12

Achievement: 47% Watch

The Achievement domain measures performance on standardized assessments, including PSSA, Keystone Exams, ACCESS for ELLs, and reading assessments.

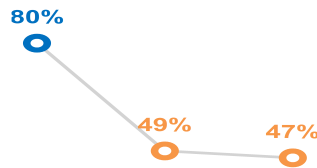


9th
out of 80

PEER LEADER
out of 12

Progress: 47% Watch

The Progress domain measures growth on standardized assessments and progress towards graduation (for high schools only).

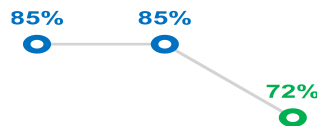


27th
out of 82

4th
out of 12

Climate: 72% Reinforce

The Climate domain measures school climate and student and parent/guardian engagement.

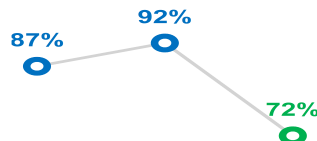


17th
out of 80

PEER LEADER
out of 12

College & Career: 72% Reinforce

The College & Career domain measures college and career readiness and post-secondary outcomes.



8th
out of 76

PEER LEADER
out of 11

Penn Treaty High School

Governance District
 Address 600 E. Thompson St.
 Philadelphia, PA 19125
 Phone/Fax 215-291-4715 / 215-291-5172
 Website www.philasd.org/schools/penntreaty

Report Type High School
 Enrollment 311
 Grade Range 9-12
 Admissions Category Neighborhood
 Turnaround Model N/A


Performance Tiers

■ INTERVENE (0-24%)
 ■ WATCH (25-49%)
 ■ REINFORCE (50-74%)
 ■ MODEL (75-100%)

2012-13 2013-14 2014-15 CITY RANK PEER RANK

OVERALL: 9% INTERVENE

A school's overall score represents its combined performance on the Achievement, Progress, Climate, and College & Career (for high schools only) domains.

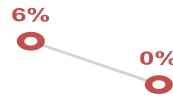


70th
out of 82

11th
out of 12

Achievement: 0% Intervene

The Achievement domain measures performance on standardized assessments, including PSSA, Keystone Exams, ACCESS for ELLs, and reading assessments.

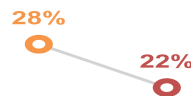


76th
out of 80

12th
out of 12

Progress: 22% Intervene

The Progress domain measures growth on standardized assessments and progress towards graduation (for high schools only).

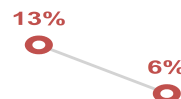


53rd
out of 82

8th
out of 12

Climate: 6% Intervene

The Climate domain measures school climate and student and parent/guardian engagement.

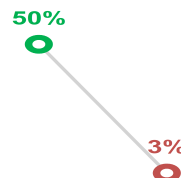


74th
out of 80

11th
out of 12

College & Career: 3% Intervene

The College & Career domain measures college and career readiness and post-secondary outcomes.



67th
out of 76

11th
out of 11

2014-2015 School Progress Report

Kensington International Business, Finance, and Entrepreneurship High School

Governance	District	Report Type	High School
Address	2501 Coral St. Philadelphia, PA 19125	Enrollment	366
Phone/Fax	215-291-5168 / 215-291-5708	Grade Range	9-12
Website	www.philasd.org/schools/kensington-business	Admissions Category	Neighborhood
		Turnaround Model	N/A

Performance Tiers



2012-13 2013-14 2014-15 CITY RANK PEER RANK

OVERALL: 7% INTERVENE

A school's overall score represents its combined performance on the Achievement, Progress, Climate, and College & Career (for high schools only) domains.

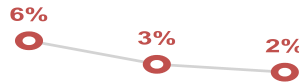


76th
out of 82

21st
out of 26

Achievement: 2% Intervene

The Achievement domain measures performance on standardized assessments, including PSSA, Keystone Exams, ACCESS for ELLs, and reading assessments.

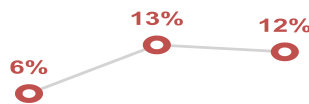


64th
out of 80

14th
out of 26

Progress: 12% Intervene

The Progress domain measures growth on standardized assessments and progress towards graduation (for high schools only).



73rd
out of 82

21st
out of 26

Climate: 7% Intervene

The Climate domain measures school climate and student and parent/guardian engagement.



72nd
out of 80

18th
out of 24

College & Career: 1% Intervene

The College & Career domain measures college and career readiness and post-secondary outcomes.



75th
out of 76

24th
out of 25

Kensington High School for Creative and Performing Arts

Governance District
 Address 1901 N. Front St.
 Philadelphia, PA 19122
 Phone/Fax 215-291-5010 / 215-291-6334
 Website <http://kensingtoncapa.wix.com/kcapa>

Report Type High School
 Enrollment 503
 Grade Range 9-12
 Admissions Category Neighborhood
 Turnaround Model N/A

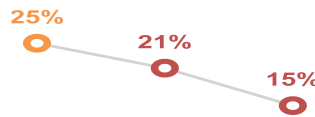
Performance Tiers

■ INTERVENE (0-24%)
 ■ WATCH (25-49%)
 ■ REINFORCE (50-74%)
 ■ MODEL (75-100%)

2012-13 2013-14 2014-15 CITY RANK PEER RANK

OVERALL: 15% INTERVENE

A school's overall score represents its combined performance on the Achievement, Progress, Climate, and College & Career (for high schools only) domains.



63rd
out of 82

12th
out of 26

Achievement: 2% Intervene

The Achievement domain measures performance on standardized assessments, including PSSA, Keystone Exams, ACCESS for ELLs, and reading assessments.



66th
out of 80

15th
out of 26

Progress: 16% Intervene

The Progress domain measures growth on standardized assessments and progress towards graduation (for high schools only).

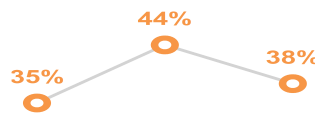


67th
out of 82

17th
out of 26

Climate: 38% Watch

The Climate domain measures school climate and student and parent/guardian engagement.

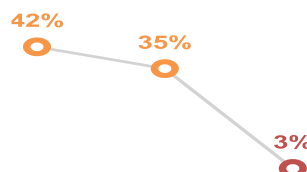


55th
out of 80

8th
out of 24

College & Career: 3% Intervene

The College & Career domain measures college and career readiness and post-secondary outcomes.



70th
out of 76

19th
out of 25

Kensington Health Sciences Academy

Governance	District	Report Type	High School
Address	2463 Emerald St. Philadelphia, PA 19125	Enrollment	432
Phone/Fax	215-291-5185 / 215-291-6320	Grade Range	9-12
Website	www.philasd.org/schools/kensingtonhealthsciences	Admissions Category	Neighborhood
		Turnaround Model	N/A

Performance Tiers



2012-13 2013-14 2014-15 CITY RANK PEER RANK

OVERALL: 13% INTERVENE

A school's overall score represents its combined performance on the Achievement, Progress, Climate, and College & Career (for high schools only) domains.

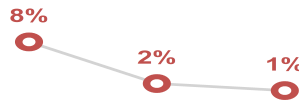


65th
out of 82

13th
out of 26

Achievement: 1% Intervene

The Achievement domain measures performance on standardized assessments, including PSSA, Keystone Exams, ACCESS for ELLs, and reading assessments.



67th
out of 80

16th
out of 26

Progress: 16% Intervene

The Progress domain measures growth on standardized assessments and progress towards graduation (for high schools only).

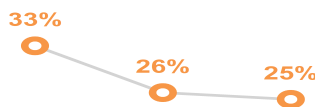


64th
out of 82

15th
out of 26

Climate: 25% Watch

The Climate domain measures school climate and student and parent/guardian engagement.



61st
out of 80

12th
out of 24

College & Career: 7% Intervene

The College & Career domain measures college and career readiness and post-secondary outcomes.



57th
out of 76

9th
out of 25

Kensington Urban Education Academy

Governance	District	Report Type	High School
Address	2051 E. Cumberland St. Philadelphia, PA 19125	Enrollment	351
Phone/Fax	215-291-5420 / 215-291-5427	Grade Range	9-12
Website	www.philasd.org/schools/kensington-urban	Admissions Category	Neighborhood
		Turnaround Model	N/A

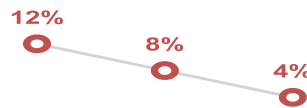
Performance Tiers



2012-13 2013-14 2014-15 CITY RANK PEER RANK

OVERALL: 4% INTERVENE

A school's overall score represents its combined performance on the Achievement, Progress, Climate, and College & Career (for high schools only) domains.



82nd
out of 82

26th
out of 26

Achievement: 0% Intervene

The Achievement domain measures performance on standardized assessments, including PSSA, Keystone Exams, ACCESS for ELLs, and reading assessments.

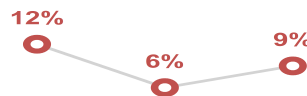


78th
out of 80

25th
out of 26

Progress: 9% Intervene

The Progress domain measures growth on standardized assessments and progress towards graduation (for high schools only).




78th
out of 82

26th
out of 26

Climate: 3% Intervene

The Climate domain measures school climate and student and parent/guardian engagement.

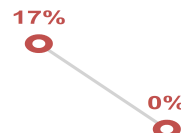


80th
out of 80

24th
out of 24

College & Career: 0% Intervene

The College & Career domain measures college and career readiness and post-secondary outcomes.



76th
out of 76

25th
out of 25

Central High School

Governance District
 Address 1700 W. Olney Ave.
 Philadelphia, PA 19141
 Phone/Fax 215-276-5262 / 215-276-4721
 Website www.centralhigh.net

Report Type High School
 Enrollment 2,238
 Grade Range 9-12
 Admissions Category Special Admit
 Turnaround Model N/A

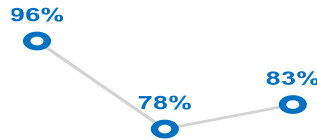
Performance Tiers

■ INTERVENE (0-24%)
 ■ WATCH (25-49%)
 ■ REINFORCE (50-74%)
 ■ MODEL (75-100%)

2012-13 2013-14 2014-15 CITY RANK PEER RANK

OVERALL: 83% MODEL

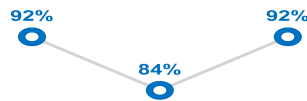
A school's overall score represents its combined performance on the Achievement, Progress, Climate, and College & Career (for high schools only) domains.



CITY LEADER out of 82 PEER LEADER out of 10

Achievement: 92% Model

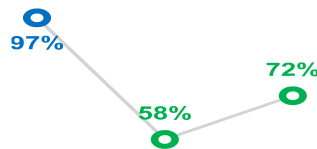
The Achievement domain measures performance on standardized assessments, including PSSA, Keystone Exams, ACCESS for ELLs, and reading assessments.



CITY LEADER out of 80 PEER LEADER out of 9

Progress: 72% Reinforce

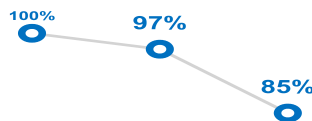
The Progress domain measures growth on standardized assessments and progress towards graduation (for high schools only).



7th out of 82 3rd out of 10

Climate: 85% Model

The Climate domain measures school climate and student and parent/guardian engagement.



6th out of 80 3rd out of 10

College & Career: 97% Model

The College & Career domain measures college and career readiness and post-secondary outcomes.



2nd out of 76 2nd out of 9

Roxborough High School

Governance District
 Address 6498 Ridge Ave.
 Philadelphia, PA 19128
 Phone/Fax 215-487-4464 / 215-487-4843
 Website www.philasd.org/schools/roxborough

Report Type High School
 Enrollment 564
 Grade Range 9-12
 Admissions Category Neighborhood
 Turnaround Model N/A

Performance Tiers

■ INTERVENE (0-24%)
 ■ WATCH (25-49%)
 ■ REINFORCE (50-74%)
 ■ MODEL (75-100%)

2012-13 2013-14 2014-15 CITY RANK PEER RANK

OVERALL: 17% INTERVENE

A school's overall score represents its combined performance on the Achievement, Progress, Climate, and College & Career (for high schools only) domains.

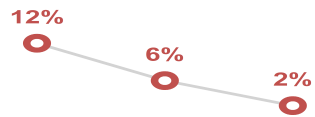


59th
out of 82

22nd
out of 25

Achievement: 2% Intervene

The Achievement domain measures performance on standardized assessments, including PSSA, Keystone Exams, ACCESS for ELLs, and reading assessments.

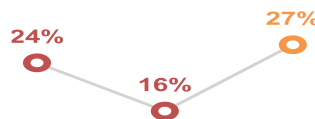


59th
out of 80

22nd
out of 24

Progress: 27% Watch

The Progress domain measures growth on standardized assessments and progress towards graduation (for high schools only).

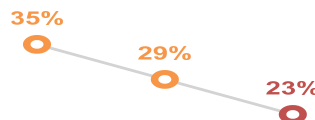


46th
out of 82

17th
out of 25

Climate: 23% Intervene

The Climate domain measures school climate and student and parent/guardian engagement.

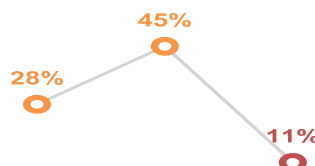


64th
out of 80

23rd
out of 25

College & Career: 11% Intervene

The College & Career domain measures college and career readiness and post-secondary outcomes.



54th
out of 76

23rd
out of 25

Walter B. Saul High School

Governance District
 Address 7100 Henry Ave.
 Philadelphia, PA 19128
 Phone/Fax 215-487-4467 / 215-487-4844
 Website www.philasd.org/schools/saul

Report Type High School
 Enrollment 511
 Grade Range 9-12
 Admissions Category Special Admit
 Turnaround Model N/A

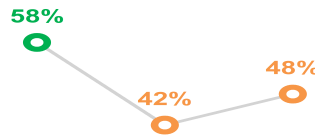
Performance Tiers

■ INTERVENE (0-24%)
 ■ WATCH (25-49%)
 ■ REINFORCE (50-74%)
 ■ MODEL (75-100%)

2012-13 2013-14 2014-15 CITY RANK PEER RANK

OVERALL: 48% WATCH

A school's overall score represents its combined performance on the Achievement, Progress, Climate, and College & Career (for high schools only) domains.

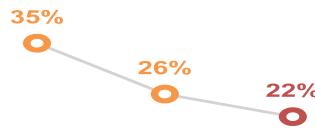


23rd
out of 82

4th
out of 12

Achievement: 22% Intervene

The Achievement domain measures performance on standardized assessments, including PSSA, Keystone Exams, ACCESS for ELLs, and reading assessments.

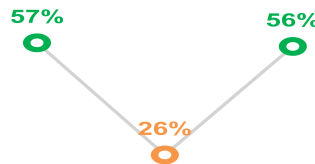


21st
out of 80

4th
out of 12

Progress: 56% Reinforce

The Progress domain measures growth on standardized assessments and progress towards graduation (for high schools only).

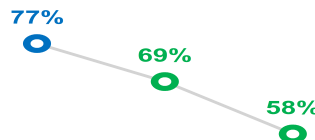


15th
out of 82

2nd
out of 12

Climate: 58% Reinforce

The Climate domain measures school climate and student and parent/guardian engagement.

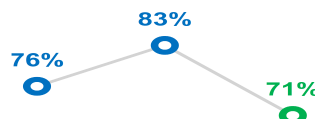


34th
out of 80

4th
out of 12

College & Career: 71% Reinforce

The College & Career domain measures college and career readiness and post-secondary outcomes.



11th
out of 76

2nd
out of 11

Philadelphia High School for Girls

Governance District
 Address 1400 W. Olney Ave.
 Philadelphia, PA 19141
 Phone/Fax 215-276-5258 / 215-276-5738
 Website www.philasd.org/schools/girlshigh

Report Type High School
 Enrollment 1,044
 Grade Range 9-12
 Admissions Category Special Admit
 Turnaround Model N/A

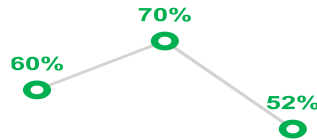
Performance Tiers

■ INTERVENE (0-24%)
 ■ WATCH (25-49%)
 ■ REINFORCE (50-74%)
 ■ MODEL (75-100%)

2012-13 2013-14 2014-15 CITY RANK PEER RANK

OVERALL: 52% REINFORCE

A school's overall score represents its combined performance on the Achievement, Progress, Climate, and College & Career (for high schools only) domains.

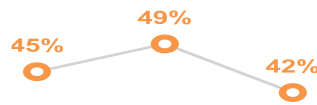


18th
out of 82

2nd
out of 12

Achievement: 42% Watch

The Achievement domain measures performance on standardized assessments, including PSSA, Keystone Exams, ACCESS for ELLs, and reading assessments.

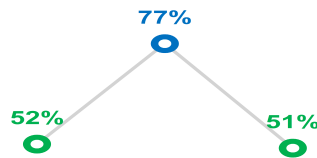


11th
out of 80

2nd
out of 12

Progress: 51% Reinforce

The Progress domain measures growth on standardized assessments and progress towards graduation (for high schools only).

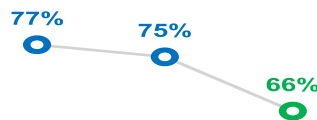


19th
out of 82

3rd
out of 12

Climate: 66% Reinforce

The Climate domain measures school climate and student and parent/guardian engagement.

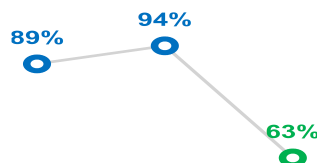


24th
out of 80

3rd
out of 12

College & Career: 63% Reinforce

The College & Career domain measures college and career readiness and post-secondary outcomes.



20th
out of 76

4th
out of 11

Martin Luther King High School

Governance District
 Address 6100 Stenton Ave.
 Philadelphia, PA 19138
 Phone/Fax 215-276-5253 / 215-276-5844
 Website www.philasd.org/schools/mlking

Report Type High School
 Enrollment 1,060
 Grade Range 9-12
 Admissions Category Neighborhood
 Turnaround Model Promise Academy

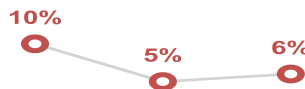
Performance Tiers

■ INTERVENE (0-24%)
 ■ WATCH (25-49%)
 ■ REINFORCE (50-74%)
 ■ MODEL (75-100%)

2012-13 2013-14 2014-15 CITY RANK PEER RANK

OVERALL: 6% INTERVENE

A school's overall score represents its combined performance on the Achievement, Progress, Climate, and College & Career (for high schools only) domains.



77th
out of 82

22nd
out of 26

Achievement: 0% Intervene

The Achievement domain measures performance on standardized assessments, including PSSA, Keystone Exams, ACCESS for ELLs, and reading assessments.

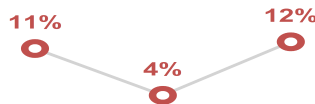


79th
out of 80

26th
out of 26

Progress: 12% Intervene

The Progress domain measures growth on standardized assessments and progress towards graduation (for high schools only).

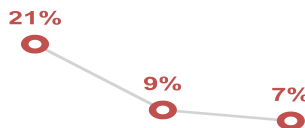


75th
out of 82

23rd
out of 26

Climate: 7% Intervene

The Climate domain measures school climate and student and parent/guardian engagement.



73rd
out of 80

19th
out of 24

College & Career: 1% Intervene

The College & Career domain measures college and career readiness and post-secondary outcomes.



73rd
out of 76

22nd
out of 25

A. Philip Randolph Career and Technical High School

Governance	District	Report Type	High School
Address	3101 Henry Ave. Philadelphia, PA 19129	Enrollment	540
Phone/Fax	215-227-4407 / 215-227-8655	Grade Range	9-12
Website	www.philasd.org/schools/randolph	Admissions Category	Citywide
		Turnaround Model	N/A

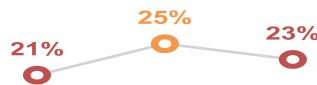
Performance Tiers

■ INTERVENE (0-24%)
 ■ WATCH (25-49%)
 ■ REINFORCE (50-74%)
 ■ MODEL (75-100%)

2012-13 2013-14 2014-15 CITY RANK PEER RANK

OVERALL: 23% INTERVENE

A school's overall score represents its combined performance on the Achievement, Progress, Climate, and College & Career (for high schools only) domains.

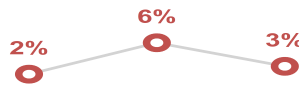


52nd
out of 82

7th
out of 26

Achievement: 3% Intervene

The Achievement domain measures performance on standardized assessments, including PSSA, Keystone Exams, ACCESS for ELLs, and reading assessments.

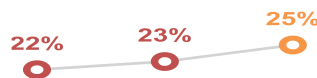


55th
out of 80

9th
out of 26

Progress: 25% Watch

The Progress domain measures growth on standardized assessments and progress towards graduation (for high schools only).

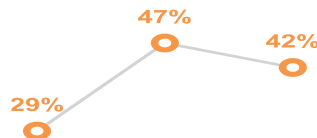


51st
out of 82

9th
out of 26

Climate: 42% Watch

The Climate domain measures school climate and student and parent/guardian engagement.

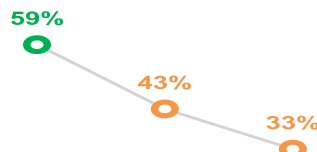


51st
out of 80

6th
out of 24

College & Career: 33% Watch

The College & Career domain measures college and career readiness and post-secondary outcomes.



39th
out of 76

4th
out of 25

Hill-Freedman World Academy

Governance District
 Address 6200 Crittenden St.
 Philadelphia, PA 19138
 Phone/Fax 215-276-5260 / 215-276-5873
 Website www.philasd.org/schools/hill-freedman

Report Type High School
 Enrollment 167
 Grade Range 9-10
 Admissions Category Special Admit
 Turnaround Model N/A

Performance Tiers

■ INTERVENE (0-24%)
 ■ WATCH (25-49%)
 ■ REINFORCE (50-74%)
 ■ MODEL (75-100%)

2012-13 2013-14 2014-15 CITY RANK PEER RANK

OVERALL: 56% REINFORCE

A school's overall score represents its combined performance on the Achievement, Progress, Climate, and College & Career (for high schools only) domains.

56%

12th
 out of 82

3rd
 out of 25

Achievement: 50% Reinforce

The Achievement domain measures performance on standardized assessments, including PSSA, Keystone Exams, ACCESS for ELLs, and reading assessments.

50%

6th
 out of 80

2nd
 out of 24

Progress: 46% Watch

The Progress domain measures growth on standardized assessments and progress towards graduation (for high schools only).

46%

29th
 out of 82

9th
 out of 25

Climate: 79% Model

The Climate domain measures school climate and student and parent/guardian engagement.

79%

10th
 out of 80

3rd
 out of 25

College & Career

NOT APPLICABLE

The College & Career domain measures college and career readiness and post-secondary outcomes.

Lankenau High School

Governance District
 Address 201 Spring Ln.
 Philadelphia, PA 19128
 Phone/Fax 215-487-4465 / 215-487-4879
 Website www.philasd.org/schools/lankenau

Report Type High School
 Enrollment 314
 Grade Range 9-12
 Admissions Category Special Admit
 Turnaround Model N/A

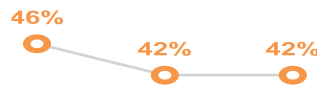
Performance Tiers

■ INTERVENE (0-24%)
 ■ WATCH (25-49%)
 ■ REINFORCE (50-74%)
 ■ MODEL (75-100%)

2012-13 2013-14 2014-15 CITY RANK PEER RANK

OVERALL: 42% WATCH

A school's overall score represents its combined performance on the Achievement, Progress, Climate, and College & Career (for high schools only) domains.



26th
out of 82

8th
out of 25

Achievement: 16% Intervene

The Achievement domain measures performance on standardized assessments, including PSSA, Keystone Exams, ACCESS for ELLs, and reading assessments.

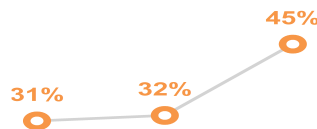


25th
out of 80

8th
out of 24

Progress: 45% Watch

The Progress domain measures growth on standardized assessments and progress towards graduation (for high schools only).

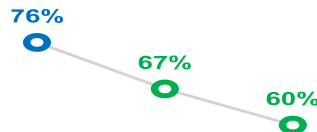


31st
out of 82

10th
out of 25

Climate: 60% Reinforce

The Climate domain measures school climate and student and parent/guardian engagement.

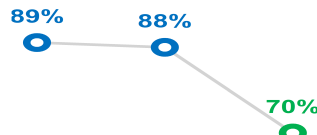


31st
out of 80

11th
out of 25

College & Career: 70% Reinforce

The College & Career domain measures college and career readiness and post-secondary outcomes.



13th
out of 76

4th
out of 23

Frankford High School

Governance District
 Address 5000 Oxford Ave.
 Philadelphia, PA 19124
 Phone/Fax 215-537-2519 / 215-537-2598
 Website www.philasd.org/schools/frankford

Report Type High School
 Enrollment 1,222
 Grade Range 9-12
 Admissions Category Neighborhood
 Turnaround Model N/A

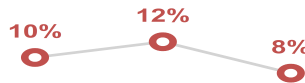
Performance Tiers

■ INTERVENE (0-24%)
 ■ WATCH (25-49%)
 ■ REINFORCE (50-74%)
 ■ MODEL (75-100%)

2012-13 2013-14 2014-15 CITY RANK PEER RANK

OVERALL: 8% INTERVENE

A school's overall score represents its combined performance on the Achievement, Progress, Climate, and College & Career (for high schools only) domains.



71st
out of 82

17th
out of 26

Achievement: 2% Intervene

The Achievement domain measures performance on standardized assessments, including PSSA, Keystone Exams, ACCESS for ELLs, and reading assessments.

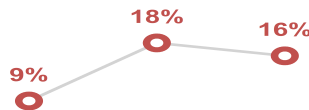


58th
out of 80

12th
out of 26

Progress: 16% Intervene

The Progress domain measures growth on standardized assessments and progress towards graduation (for high schools only).

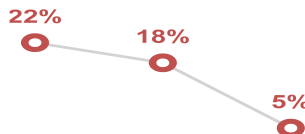


65th
out of 82

16th
out of 26

Climate: 5% Intervene

The Climate domain measures school climate and student and parent/guardian engagement.



75th
out of 80

20th
out of 24

College & Career: 2% Intervene

The College & Career domain measures college and career readiness and post-secondary outcomes.



72nd
out of 76

21st
out of 25

Samuel Fels High School

Governance District
 Address 5500 Langdon St.
 Philadelphia, PA 19124
 Phone/Fax 215-537-2516 / 215-537-2556
 Website www.philasd.org/schools/fels

Report Type High School
 Enrollment 1,101
 Grade Range 9-12
 Admissions Category Neighborhood
 Turnaround Model N/A

Performance Tiers

■ INTERVENE (0-24%)
 ■ WATCH (25-49%)
 ■ REINFORCE (50-74%)
 ■ MODEL (75-100%)

2012-13 2013-14 2014-15 CITY RANK PEER RANK

OVERALL: 11% INTERVENE

A school's overall score represents its combined performance on the Achievement, Progress, Climate, and College & Career (for high schools only) domains.

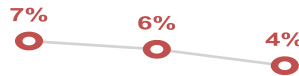


68th
out of 82

15th
out of 26

Achievement: 4% Intervene

The Achievement domain measures performance on standardized assessments, including PSSA, Keystone Exams, ACCESS for ELLs, and reading assessments.



51st
out of 80

6th
out of 26

Progress: 19% Intervene

The Progress domain measures growth on standardized assessments and progress towards graduation (for high schools only).

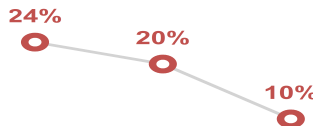


56th
out of 82

10th
out of 26

Climate: 10% Intervene

The Climate domain measures school climate and student and parent/guardian engagement.

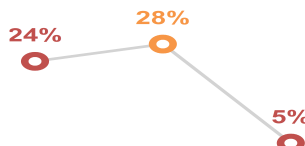


69th
out of 80

15th
out of 24

College & Career: 5% Intervene

The College & Career domain measures college and career readiness and post-secondary outcomes.



61st
out of 76

12th
out of 25

Abraham Lincoln High School

Governance District
 Address 3201 Ryan Ave.
 Philadelphia, PA 19136
 Phone/Fax 215-335-5653 / 215-335-5997
 Website www.philasd.org/schools/lincoln

Report Type High School
 Enrollment 1,522
 Grade Range 9-12
 Admissions Category Neighborhood
 Turnaround Model N/A

Performance Tiers

■ INTERVENE (0-24%)
 ■ WATCH (25-49%)
 ■ REINFORCE (50-74%)
 ■ MODEL (75-100%)

2012-13 2013-14 2014-15 CITY RANK PEER RANK

OVERALL: 12% INTERVENE

A school's overall score represents its combined performance on the Achievement, Progress, Climate, and College & Career (for high schools only) domains.




67th
out of 82

10th
out of 12

Achievement: 5% Intervene

The Achievement domain measures performance on standardized assessments, including PSSA, Keystone Exams, ACCESS for ELLs, and reading assessments.

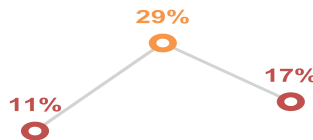


49th
out of 80

8th
out of 12

Progress: 17% Intervene

The Progress domain measures growth on standardized assessments and progress towards graduation (for high schools only).

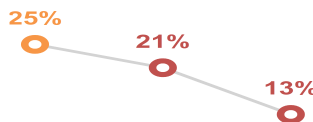


61st
out of 82

9th
out of 12

Climate: 13% Intervene

The Climate domain measures school climate and student and parent/guardian engagement.

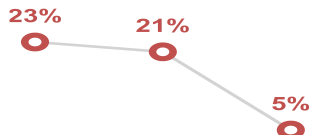


65th
out of 80

10th
out of 12

College & Career: 5% Intervene

The College & Career domain measures college and career readiness and post-secondary outcomes.



60th
out of 76

9th
out of 11

Northeast High School

Governance District
 Address 1601 Cottman Ave.
 Philadelphia, PA 19111
 Phone/Fax 215-728-5018 / 215-728-5004
 Website www.nehs.phila.k12.pa.us

Report Type High School
 Enrollment 2,965
 Grade Range 9-12
 Admissions Category Neighborhood
 Turnaround Model N/A

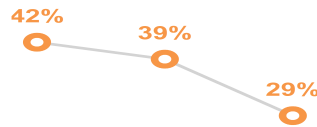
Performance Tiers

■ INTERVENE (0-24%)
 ■ WATCH (25-49%)
 ■ REINFORCE (50-74%)
 ■ MODEL (75-100%)

2012-13 2013-14 2014-15 CITY RANK PEER RANK

OVERALL: 29% WATCH

A school's overall score represents its combined performance on the Achievement, Progress, Climate, and College & Career (for high schools only) domains.

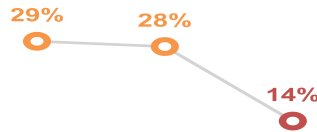


45th
out of 82

7th
out of 9

Achievement: 14% Intervene

The Achievement domain measures performance on standardized assessments, including PSSA, Keystone Exams, ACCESS for ELLs, and reading assessments.

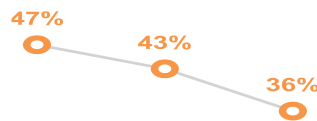


28th
out of 80

4th
out of 9

Progress: 36% Watch

The Progress domain measures growth on standardized assessments and progress towards graduation (for high schools only).

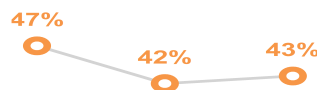


40th
out of 82

6th
out of 9

Climate: 43% Watch

The Climate domain measures school climate and student and parent/guardian engagement.

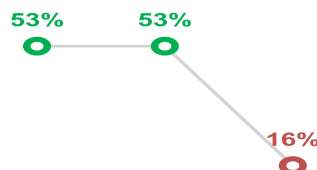


50th
out of 80

7th
out of 9

College & Career: 16% Intervene

The College & Career domain measures college and career readiness and post-secondary outcomes.



51st
out of 76

6th
out of 8

George Washington High School

Governance District
 Address 10175 Bustleton Ave.
 Philadelphia, PA 19116
 Phone/Fax 215-961-2001 / 215-961-2545
 Website www.philasd.org/schools/gwhs

Report Type High School
 Enrollment 1,521
 Grade Range 9-12
 Admissions Category Neighborhood
 Turnaround Model N/A

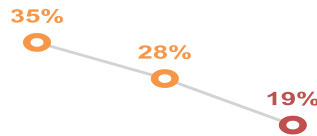
Performance Tiers

■ INTERVENE (0-24%)
 ■ WATCH (25-49%)
 ■ REINFORCE (50-74%)
 ■ MODEL (75-100%)

2012-13 2013-14 2014-15 CITY RANK PEER RANK

OVERALL: 19% INTERVENE

A school's overall score represents its combined performance on the Achievement, Progress, Climate, and College & Career (for high schools only) domains.




56th
out of 82

8th
out of 9

Achievement: 11% Intervene

The Achievement domain measures performance on standardized assessments, including PSSA, Keystone Exams, ACCESS for ELLs, and reading assessments.



36th
out of 80

7th
out of 9

Progress: 16% Intervene

The Progress domain measures growth on standardized assessments and progress towards graduation (for high schools only).

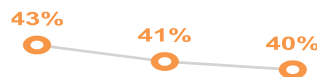


66th
out of 82

9th
out of 9

Climate: 40% Watch

The Climate domain measures school climate and student and parent/guardian engagement.

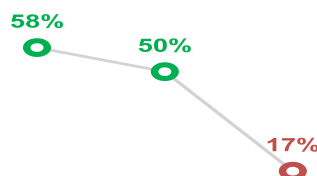


52nd
out of 80

8th
out of 9

College & Career: 17% Intervene

The College & Career domain measures college and career readiness and post-secondary outcomes.



50th
out of 76

5th
out of 8

Arts Academy at Benjamin Rush

Governance District
 Address 11081 Knights Rd.
 Philadelphia, PA 19154
 Phone/Fax 215-281-2603 / 215-281-2674
 Website <http://rushartsonline.org>

Report Type High School
 Enrollment 603
 Grade Range 9-12
 Admissions Category Special Admit
 Turnaround Model N/A

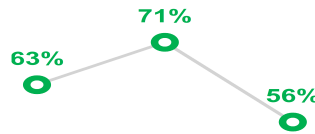
Performance Tiers

■ INTERVENE (0-24%)
 ■ WATCH (25-49%)
 ■ REINFORCE (50-74%)
 ■ MODEL (75-100%)

2012-13 2013-14 2014-15 CITY RANK PEER RANK

OVERALL: 56% REINFORCE

A school's overall score represents its combined performance on the Achievement, Progress, Climate, and College & Career (for high schools only) domains.

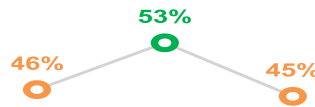


13th
out of 82

9th
out of 10

Achievement: 45% Watch

The Achievement domain measures performance on standardized assessments, including PSSA, Keystone Exams, ACCESS for ELLs, and reading assessments.

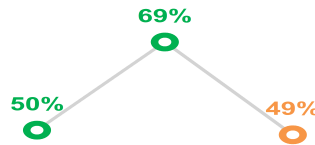


10th
out of 80

6th
out of 9

Progress: 49% Watch

The Progress domain measures growth on standardized assessments and progress towards graduation (for high schools only).

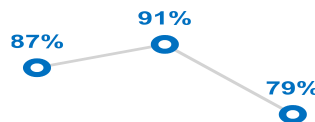


21st
out of 82

8th
out of 10

Climate: 79% Model

The Climate domain measures school climate and student and parent/guardian engagement.

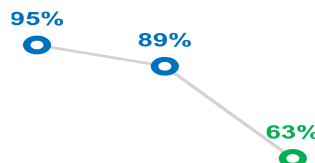


8th
out of 80

4th
out of 10

College & Career: 63% Reinforce

The College & Career domain measures college and career readiness and post-secondary outcomes.



21st
out of 76

8th
out of 9

Swenson Arts and Technology High School

Governance	District	Report Type	High School
Address	2750 Red Lion Rd. Philadelphia, PA 19114	Enrollment	618
Phone/Fax	215-961-2009 / 215-961-2081	Grade Range	9-12
Website	www.philasd.org/schools/swenson	Admissions Category	Citywide
		Turnaround Model	N/A

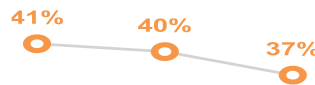
Performance Tiers

■ INTERVENE (0-24%)
 ■ WATCH (25-49%)
 ■ REINFORCE (50-74%)
 ■ MODEL (75-100%)

2012-13 2013-14 2014-15 CITY RANK PEER RANK

OVERALL: 37% WATCH

A school's overall score represents its combined performance on the Achievement, Progress, Climate, and College & Career (for high schools only) domains.



33rd
out of 82

6th
out of 9

Achievement: 12% Intervene

The Achievement domain measures performance on standardized assessments, including PSSA, Keystone Exams, ACCESS for ELLs, and reading assessments.

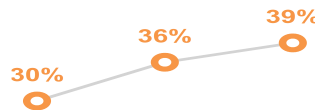


34th
out of 80

6th
out of 9

Progress: 39% Watch

The Progress domain measures growth on standardized assessments and progress towards graduation (for high schools only).

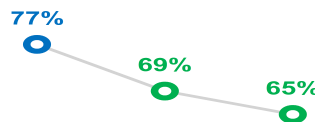


38th
out of 82

5th
out of 9

Climate: 65% Reinforce

The Climate domain measures school climate and student and parent/guardian engagement.

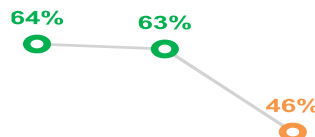


27th
out of 80

4th
out of 9

College & Career: 46% Watch

The College & Career domain measures college and career readiness and post-secondary outcomes.



26th
out of 76

4th
out of 8

The Workshop School

Governance District
 Address 221 S. Hanson St.
 Philadelphia, PA 19139
 Phone/Fax 215-471-2960 / 215-471-2948
 Website <http://www.workshopschool.org>

Report Type High School
 Enrollment 154
 Grade Range 9-12
 Admissions Category Citywide
 Turnaround Model N/A

Performance Tiers

■ INTERVENE (0-24%)
 ■ WATCH (25-49%)
 ■ REINFORCE (50-74%)
 ■ MODEL (75-100%)

2012-13 2013-14 2014-15 CITY RANK PEER RANK

OVERALL: 36% WATCH

A school's overall score represents its combined performance on the Achievement, Progress, Climate, and College & Career (for high schools only) domains.



35th
out of 82

3rd
out of 26

Achievement: 2% Intervene

The Achievement domain measures performance on standardized assessments, including PSSA, Keystone Exams, ACCESS for ELLs, and reading assessments.



57th
out of 80

11th
out of 26

Progress: 47% Watch

The Progress domain measures growth on standardized assessments and progress towards graduation (for high schools only).

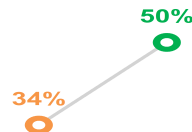


26th
out of 82

3rd
out of 26

Climate: 50% Reinforce

The Climate domain measures school climate and student and parent/guardian engagement.



41st
out of 80

5th
out of 24

College & Career

INSUFFICIENT DATA

The College & Career domain measures college and career readiness and post-secondary outcomes.

Community Academy of Philadelphia Charter School

Governance	Charter	Report Type	High School
Address	1100 E. Erie Ave. Philadelphia, PA 19124	Enrollment	616
Phone/Fax	215-533-6700 / 215-533-6722	Grade Range	9-12
Website	http://www.communityacademy.org/	Admissions Category	Citywide
		Turnaround Model	N/A

Performance Tiers

■ INTERVENE (0-24%)
 ■ WATCH (25-49%)
 ■ REINFORCE (50-74%)
 ■ MODEL (75-100%)

2012-13 2013-14 2014-15 CITY RANK PEER RANK

OVERALL: 55% REINFORCE

A school's overall score represents its combined performance on the Achievement, Progress, Climate, and College & Career (for high schools only) domains.

55%


15th
out of 82

4th
out of 25

Achievement: 9% Intervene

The Achievement domain measures performance on standardized assessments, including PSSA, Keystone Exams, ACCESS for ELLs, and reading assessments.

9%


39th
out of 80

15th
out of 24

Progress: 87% Model

The Progress domain measures growth on standardized assessments and progress towards graduation (for high schools only).

87%


2nd
out of 82

PEER LEADER
out of 25

Climate: 66% Reinforce

The Climate domain measures school climate and student and parent/guardian engagement.

66%


25th
out of 80

8th
out of 25

College & Career: 42% Watch

The College & Career domain measures college and career readiness and post-secondary outcomes.

42%


33rd
out of 76

13th
out of 23

World Communications Charter School

Governance Charter
 Address 512 S. Broad St.
 Philadelphia, PA 19146
 Phone/Fax 215-735-3198 / 215-735-3824
 Website www.worldcomcs.org/

Report Type High School
 Enrollment 489
 Grade Range 9-12
 Admissions Category Citywide
 Turnaround Model N/A

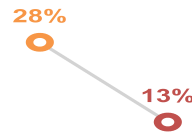
Performance Tiers

■ INTERVENE (0-24%)
 ■ WATCH (25-49%)
 ■ REINFORCE (50-74%)
 ■ MODEL (75-100%)

2012-13 2013-14 2014-15 CITY RANK PEER RANK

OVERALL: 13% INTERVENE

A school's overall score represents its combined performance on the Achievement, Progress, Climate, and College & Career (for high schools only) domains.



64th
out of 82

24th
out of 25

Achievement: 0% Intervene

The Achievement domain measures performance on standardized assessments, including PSSA, Keystone Exams, ACCESS for ELLs, and reading assessments.



80th
out of 80

24th
out of 24

Progress: 5% Intervene

The Progress domain measures growth on standardized assessments and progress towards graduation (for high schools only).

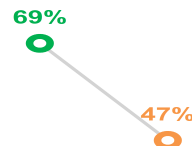


82nd
out of 82

25th
out of 25

Climate: 47% Watch

The Climate domain measures school climate and student and parent/guardian engagement.

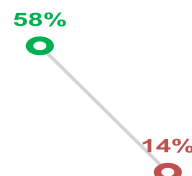


47th
out of 80

17th
out of 25

College & Career: 14% Intervene

The College & Career domain measures college and career readiness and post-secondary outcomes.



53rd
out of 76

22nd
out of 23

Imhotep Institute Charter High School

Governance	Charter	Report Type	High School
Address	6201 N. 21St St. Philadelphia, PA 19138	Enrollment	617
Phone/Fax	215-438-4140 / 215-438-4160	Grade Range	9-12
Website	www.imhotepcharter.org/website/	Admissions Category	Citywide
		Turnaround Model	N/A

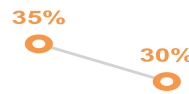
Performance Tiers

■ INTERVENE (0-24%)
 ■ WATCH (25-49%)
 ■ REINFORCE (50-74%)
 ■ MODEL (75-100%)

2012-13 2013-14 2014-15 CITY RANK PEER RANK

OVERALL: 30% WATCH

A school's overall score represents its combined performance on the Achievement, Progress, Climate, and College & Career (for high schools only) domains.

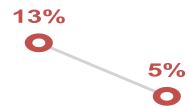


44th
out of 82

17th
out of 25

Achievement: 5% Intervene

The Achievement domain measures performance on standardized assessments, including PSSA, Keystone Exams, ACCESS for ELLs, and reading assessments.



48th
out of 80

19th
out of 24

Progress: 32% Watch

The Progress domain measures growth on standardized assessments and progress towards graduation (for high schools only).



42nd
out of 82

14th
out of 25

Climate: 53% Reinforce

The Climate domain measures school climate and student and parent/guardian engagement.



38th
out of 80

13th
out of 25

College & Career: 46% Watch

The College & Career domain measures college and career readiness and post-secondary outcomes.



28th
out of 76

9th
out of 23

Multi-Cultural Academy Charter School

Governance Charter
 Address 3821 N. Broad St.
 Philadelphia, PA 19140
 Phone/Fax 215-227-0513 / 215-227-0415
 Website www.macs.k12.pa.us/

Report Type High School
 Enrollment 265
 Grade Range 9-12
 Admissions Category Citywide
 Turnaround Model N/A

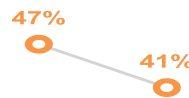
Performance Tiers

■ INTERVENE (0-24%)
 ■ WATCH (25-49%)
 ■ REINFORCE (50-74%)
 ■ MODEL (75-100%)

2012-13 2013-14 2014-15 CITY RANK PEER RANK

OVERALL: 41% WATCH

A school's overall score represents its combined performance on the Achievement, Progress, Climate, and College & Career (for high schools only) domains.

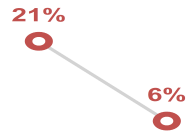


28th
out of 82

9th
out of 25

Achievement: 6% Intervene

The Achievement domain measures performance on standardized assessments, including PSSA, Keystone Exams, ACCESS for ELLs, and reading assessments.



47th
out of 80

18th
out of 24

Progress: 51% Reinforce

The Progress domain measures growth on standardized assessments and progress towards graduation (for high schools only).



18th
out of 82

7th
out of 25

Climate: 71% Reinforce

The Climate domain measures school climate and student and parent/guardian engagement.

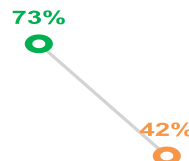


18th
out of 80

4th
out of 25

College & Career: 42% Watch

The College & Career domain measures college and career readiness and post-secondary outcomes.



32nd
out of 76

12th
out of 23

2014-2015 School Progress Report

Preparatory Charter School of Mathematics, Science, Technology and Careers

Governance	Charter	Report Type	High School
Address	1928 Point Breeze Ave. Philadelphia, PA 19145	Enrollment	632
Phone/Fax	215-334-6144 / 215-334-6147	Grade Range	9-12
Website	www.theprepcharterschool.org/	Admissions Category	Citywide
		Turnaround Model	N/A

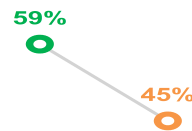
Performance Tiers

■ INTERVENE (0-24%)
 ■ WATCH (25-49%)
 ■ REINFORCE (50-74%)
 ■ MODEL (75-100%)

2012-13 2013-14 2014-15 CITY RANK PEER RANK

OVERALL: 45% WATCH

A school's overall score represents its combined performance on the Achievement, Progress, Climate, and College & Career (for high schools only) domains.

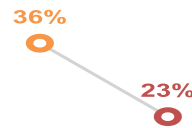


25th
out of 82

3rd
out of 9

Achievement: 23% Intervene

The Achievement domain measures performance on standardized assessments, including PSSA, Keystone Exams, ACCESS for ELLs, and reading assessments.

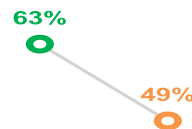


20th
out of 80

3rd
out of 9

Progress: 49% Watch

The Progress domain measures growth on standardized assessments and progress towards graduation (for high schools only).

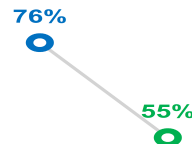


20th
out of 82

2nd
out of 9

Climate: 55% Reinforce

The Climate domain measures school climate and student and parent/guardian engagement.

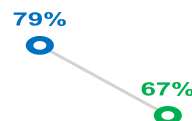


36th
out of 80

6th
out of 9

College & Career: 67% Reinforce

The College & Career domain measures college and career readiness and post-secondary outcomes.



16th
out of 76

3rd
out of 8

Charter High School for Architecture and Design

Governance	Charter	Report Type	High School
Address	105 S. 7th St. Philadelphia, PA 19106	Enrollment	610
Phone/Fax	215-351-2900 / 215-351-9458	Grade Range	9-12
Website	www.chadphila.org/	Admissions Category	Citywide
		Turnaround Model	N/A

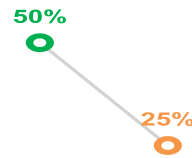
Performance Tiers

■ INTERVENE (0-24%)
 ■ WATCH (25-49%)
 ■ REINFORCE (50-74%)
 ■ MODEL (75-100%)

2012-13 2013-14 2014-15 CITY RANK PEER RANK

OVERALL: 25% WATCH

A school's overall score represents its combined performance on the Achievement, Progress, Climate, and College & Career (for high schools only) domains.

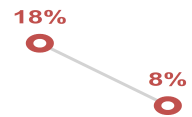


50th
out of 82

20th
out of 25

Achievement: 8% Intervene

The Achievement domain measures performance on standardized assessments, including PSSA, Keystone Exams, ACCESS for ELLs, and reading assessments.

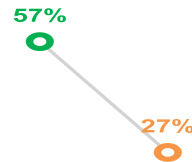


41st
out of 80

16th
out of 24

Progress: 27% Watch

The Progress domain measures growth on standardized assessments and progress towards graduation (for high schools only).

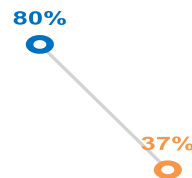


48th
out of 82

18th
out of 25

Climate: 37% Watch

The Climate domain measures school climate and student and parent/guardian engagement.

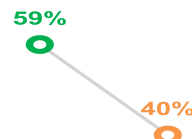


56th
out of 80

21st
out of 25

College & Career: 40% Watch

The College & Career domain measures college and career readiness and post-secondary outcomes.



36th
out of 76

15th
out of 23

Freire Charter School

Governance Charter
 Address 2027 Chestnut St.
 Philadelphia, PA 19103
 Phone/Fax 215-557-8555 / 215-557-9051
 Website www.freirecharterschool.org/

Report Type High School
 Enrollment 509
 Grade Range 9-12
 Admissions Category Citywide
 Turnaround Model N/A

Performance Tiers

■ INTERVENE (0-24%)
 ■ WATCH (25-49%)
 ■ REINFORCE (50-74%)
 ■ MODEL (75-100%)

2012-13 2013-14 2014-15 CITY RANK PEER RANK

OVERALL: 53% REINFORCE

A school's overall score represents its combined performance on the Achievement, Progress, Climate, and College & Career (for high schools only) domains.

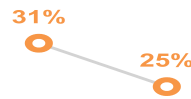


17th
out of 82

5th
out of 25

Achievement: 25% Watch

The Achievement domain measures performance on standardized assessments, including PSSA, Keystone Exams, ACCESS for ELLs, and reading assessments.

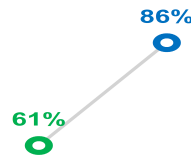


18th
out of 80

4th
out of 24

Progress: 86% Model

The Progress domain measures growth on standardized assessments and progress towards graduation (for high schools only).

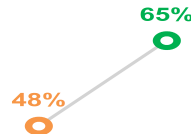


3rd
out of 82

2nd
out of 25

Climate: 65% Reinforce

The Climate domain measures school climate and student and parent/guardian engagement.

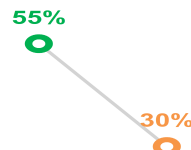


26th
out of 80

9th
out of 25

College & Career: 30% Watch

The College & Career domain measures college and career readiness and post-secondary outcomes.



42nd
out of 76

19th
out of 24

Math, Civics and Sciences Charter School

Governance Charter
 Address 447 N. Broad St.
 Philadelphia, PA 19123
 Phone/Fax 215-923-4880 / 215-923-4859
 Website www.mcscs.org/

Report Type High School
 Enrollment 352
 Grade Range 9-12
 Admissions Category Citywide
 Turnaround Model N/A

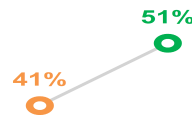
Performance Tiers

■ INTERVENE (0-24%)
 ■ WATCH (25-49%)
 ■ REINFORCE (50-74%)
 ■ MODEL (75-100%)

2012-13 2013-14 2014-15 CITY RANK PEER RANK

OVERALL: 51% REINFORCE

A school's overall score represents its combined performance on the Achievement, Progress, Climate, and College & Career (for high schools only) domains.

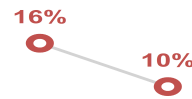


20th
out of 82

6th
out of 25

Achievement: 10% Intervene

The Achievement domain measures performance on standardized assessments, including PSSA, Keystone Exams, ACCESS for ELLs, and reading assessments.

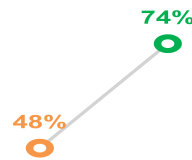


38th
out of 80

14th
out of 24

Progress: 74% Reinforce

The Progress domain measures growth on standardized assessments and progress towards graduation (for high schools only).



5th
out of 82

3rd
out of 25

Climate: 49% Watch

The Climate domain measures school climate and student and parent/guardian engagement.

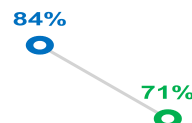


46th
out of 80

16th
out of 25

College & Career: 71% Reinforce

The College & Career domain measures college and career readiness and post-secondary outcomes.



10th
out of 76

2nd
out of 23

Philadelphia Academy Charter School

Governance Charter
 Address 11000 Roosevelt Blvd.
 Philadelphia, PA 19116
 Phone/Fax 215-676-8320 / 215-676-8340
 Website <http://philadelphiaacademy.org/>

Report Type High School
 Enrollment 491
 Grade Range 9-12
 Admissions Category Citywide
 Turnaround Model N/A

Performance Tiers

■ INTERVENE (0-24%)
 ■ WATCH (25-49%)
 ■ REINFORCE (50-74%)
 ■ MODEL (75-100%)

2012-13 2013-14 2014-15 CITY RANK PEER RANK

OVERALL: 54% REINFORCE

A school's overall score represents its combined performance on the Achievement, Progress, Climate, and College & Career (for high schools only) domains.

54%


16th
 out of 82

10th
 out of 10

Achievement: 31% Watch

The Achievement domain measures performance on standardized assessments, including PSSA, Keystone Exams, ACCESS for ELLs, and reading assessments.

31%


16th
 out of 80

9th
 out of 9

Progress: 54% Reinforce

The Progress domain measures growth on standardized assessments and progress towards graduation (for high schools only).

54%


16th
 out of 82

6th
 out of 10

Climate: 76% Model

The Climate domain measures school climate and student and parent/guardian engagement.

76%


12th
 out of 80

7th
 out of 10

College & Career: 72% Reinforce

The College & Career domain measures college and career readiness and post-secondary outcomes.

72%


9th
 out of 76

6th
 out of 9

Hardy Williams Academy Mastery Charter School

Governance	Charter	Report Type	High School
Address	5400 Warrington St. Philadelphia, PA 19143	Enrollment	328
Phone/Fax	215-724-2343 / 215-724-2374	Grade Range	9-11
Website	www.masterycharter.org/schools/hardy-williams-campus	Admissions Category	Citywide With Criteria
		Turnaround Model	N/A

Performance Tiers

■ INTERVENE (0-24%)
 ■ WATCH (25-49%)
 ■ REINFORCE (50-74%)
 ■ MODEL (75-100%)

2012-13 2013-14 2014-15 CITY RANK PEER RANK

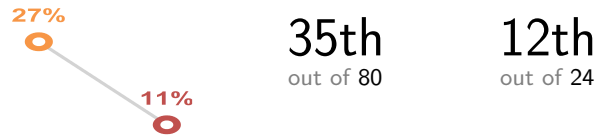
OVERALL: 32% WATCH

A school's overall score represents its combined performance on the Achievement, Progress, Climate, and College & Career (for high schools only) domains.



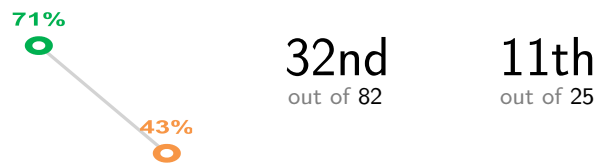
Achievement: 11% Intervene

The Achievement domain measures performance on standardized assessments, including PSSA, Keystone Exams, ACCESS for ELLs, and reading assessments.



Progress: 43% Watch

The Progress domain measures growth on standardized assessments and progress towards graduation (for high schools only).



Climate: 50% Reinforce

The Climate domain measures school climate and student and parent/guardian engagement.



College & Career

NOT APPLICABLE

The College & Career domain measures college and career readiness and post-secondary outcomes.

2014-2015 School Progress Report

Mathematics, Science, and Technology Community Charter School (MaST)

Governance	Charter	Report Type	High School
Address	1800 Byberry Rd. Philadelphia, PA 19116	Enrollment	424
Phone/Fax	267-348-1100 / 267-348-1217	Grade Range	9-12
Website	www.mastccs.org/	Admissions Category	Citywide
		Turnaround Model	N/A

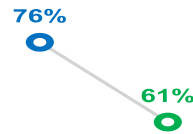
Performance Tiers

■ INTERVENE (0-24%) ■ WATCH (25-49%) ■ REINFORCE (50-74%) ■ MODEL (75-100%)

2012-13 2013-14 2014-15 CITY RANK PEER RANK

OVERALL: 61% REINFORCE

A school's overall score represents its combined performance on the Achievement, Progress, Climate, and College & Career (for high schools only) domains.

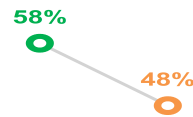


8th
out of 82

7th
out of 10

Achievement: 48% Watch

The Achievement domain measures performance on standardized assessments, including PSSA, Keystone Exams, ACCESS for ELLs, and reading assessments.

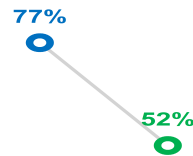


8th
out of 80

5th
out of 9

Progress: 52% Reinforce

The Progress domain measures growth on standardized assessments and progress towards graduation (for high schools only).

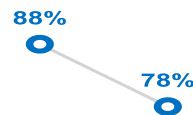


17th
out of 82

7th
out of 10

Climate: 78% Model

The Climate domain measures school climate and student and parent/guardian engagement.

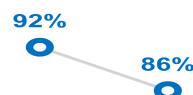


11th
out of 80

6th
out of 10

College & Career: 86% Model

The College & Career domain measures college and career readiness and post-secondary outcomes.



4th
out of 76

4th
out of 9

Franklin Towne Charter High School

Governance Charter
 Address 5301 Tacony St. Box 310
 Philadelphia, PA 19137
 Phone/Fax 215-289-5000 / 215-535-8910
 Website <http://www.franklintowne.org>

Report Type High School
 Enrollment 1,244
 Grade Range 9-12
 Admissions Category Citywide With Criteria
 Turnaround Model N/A

Performance Tiers

■ INTERVENE (0-24%)
 ■ WATCH (25-49%)
 ■ REINFORCE (50-74%)
 ■ MODEL (75-100%)

2012-13 2013-14 2014-15 CITY RANK PEER RANK

OVERALL: 76% MODEL

A school's overall score represents its combined performance on the Achievement, Progress, Climate, and College & Career (for high schools only) domains.

76%



2nd
out of 82

2nd
out of 10

Achievement: 50% Reinforce

The Achievement domain measures performance on standardized assessments, including PSSA, Keystone Exams, ACCESS for ELLs, and reading assessments.

50%



7th
out of 80

4th
out of 9

Progress: 100% Model

The Progress domain measures growth on standardized assessments and progress towards graduation (for high schools only).

100%



CITY LEADER
out of 82

PEER LEADER
out of 10

Climate: 79% Model

The Climate domain measures school climate and student and parent/guardian engagement.

79%



9th
out of 80

5th
out of 10

College & Career: 65% Reinforce

The College & Career domain measures college and career readiness and post-secondary outcomes.

65%



19th
out of 76

7th
out of 9

Mariana Bracetti Academy Charter School

Governance	Charter	Report Type	High School
Address	1840 Torresdale Ave. Philadelphia, PA 19124	Enrollment	682
Phone/Fax	215-291-4436 / 215-291-4985	Grade Range	9-12
Website	http://www.mbacs.org/	Admissions Category	Citywide
		Turnaround Model	N/A

Performance Tiers

■ INTERVENE (0-24%)
 ■ WATCH (25-49%)
 ■ REINFORCE (50-74%)
 ■ MODEL (75-100%)

2012-13 2013-14 2014-15 CITY RANK PEER RANK

OVERALL: 46% WATCH

A school's overall score represents its combined performance on the Achievement, Progress, Climate, and College & Career (for high schools only) domains.

46%


24th
out of 82

PEER LEADER
out of 26

Achievement: 15% Intervene

The Achievement domain measures performance on standardized assessments, including PSSA, Keystone Exams, ACCESS for ELLs, and reading assessments.

15%


26th
out of 80

PEER LEADER
out of 26

Progress: 69% Reinforce

The Progress domain measures growth on standardized assessments and progress towards graduation (for high schools only).

69%


9th
out of 82

PEER LEADER
out of 26

Climate: 63% Reinforce

The Climate domain measures school climate and student and parent/guardian engagement.

63%


28th
out of 80

2nd
out of 24

College & Career: 22% Intervene

The College & Career domain measures college and career readiness and post-secondary outcomes.

22%


45th
out of 76

6th
out of 25

Esperanza Academy Charter School

Governance Charter
 Address 301 W. Hunting Park Ave.
 Philadelphia, PA 19140
 Phone/Fax 215-457-3667 / 215-457-4381
 Website <http://www.neacademy.net/>

Report Type High School
 Enrollment 800
 Grade Range 9-12
 Admissions Category Citywide
 Turnaround Model N/A

Performance Tiers

■ INTERVENE (0-24%)
 ■ WATCH (25-49%)
 ■ REINFORCE (50-74%)
 ■ MODEL (75-100%)

2012-13 2013-14 2014-15 CITY RANK PEER RANK

OVERALL: 36% WATCH

A school's overall score represents its combined performance on the Achievement, Progress, Climate, and College & Career (for high schools only) domains.

36%


36th
 out of 82

4th
 out of 26

Achievement: 8% Intervene

The Achievement domain measures performance on standardized assessments, including PSSA, Keystone Exams, ACCESS for ELLs, and reading assessments.

8%


40th
 out of 80

2nd
 out of 26

Progress: 43% Watch

The Progress domain measures growth on standardized assessments and progress towards graduation (for high schools only).

43%


33rd
 out of 82

4th
 out of 26

Climate: 53% Reinforce

The Climate domain measures school climate and student and parent/guardian engagement.

53%


39th
 out of 80

4th
 out of 24

College & Career: 41% Watch

The College & Career domain measures college and career readiness and post-secondary outcomes.

41%


35th
 out of 76

3rd
 out of 25

New Foundations Charter School

Governance Charter
 Address 8001 Torresdale Ave.
 Philadelphia, PA 19136
 Phone/Fax 215-624-8100 / 215-624-0600
 Website <http://www.nfcsonline.org/>

Report Type High School
 Enrollment 685
 Grade Range 9-12
 Admissions Category Citywide With Criteria
 Turnaround Model N/A

Performance Tiers

■ INTERVENE (0-24%)
 ■ WATCH (25-49%)
 ■ REINFORCE (50-74%)
 ■ MODEL (75-100%)

2012-13 2013-14 2014-15 CITY RANK PEER RANK

OVERALL: 60% REINFORCE

A school's overall score represents its combined performance on the Achievement, Progress, Climate, and College & Career (for high schools only) domains.

60%


9th
 out of 82

8th
 out of 10

Achievement: 36% Watch

The Achievement domain measures performance on standardized assessments, including PSSA, Keystone Exams, ACCESS for ELLs, and reading assessments.

36%


13th
 out of 80

8th
 out of 9

Progress: 74% Reinforce

The Progress domain measures growth on standardized assessments and progress towards graduation (for high schools only).

74%


6th
 out of 82

2nd
 out of 10

Climate: 74% Reinforce

The Climate domain measures school climate and student and parent/guardian engagement.

74%


14th
 out of 80

8th
 out of 10

College & Career: 55% Reinforce

The College & Career domain measures college and career readiness and post-secondary outcomes.

55%


23rd
 out of 76

9th
 out of 9

Philadelphia Performing Arts Charter School

Governance Charter
 Address 2600 S. Broad St.
 Philadelphia, PA 19145
 Phone/Fax 215-551-4000 / 215-551-1113
 Website www.ppacs.net/

Report Type High School
 Enrollment 504
 Grade Range 9-10
 Admissions Category Citywide With Criteria
 Turnaround Model N/A

Performance Tiers

■ INTERVENE (0-24%)
 ■ WATCH (25-49%)
 ■ REINFORCE (50-74%)
 ■ MODEL (75-100%)

2012-13 2013-14 2014-15 CITY RANK PEER RANK

OVERALL: 37% WATCH

A school's overall score represents its combined performance on the Achievement, Progress, Climate, and College & Career (for high schools only) domains.

37%


32nd
 out of 82

5th
 out of 9

Achievement: 12% Intervene

The Achievement domain measures performance on standardized assessments, including PSSA, Keystone Exams, ACCESS for ELLs, and reading assessments.

12%


33rd
 out of 80

5th
 out of 9

Progress: 25% Watch

The Progress domain measures growth on standardized assessments and progress towards graduation (for high schools only).

25%


50th
 out of 82

7th
 out of 9

Climate: 88% Model

The Climate domain measures school climate and student and parent/guardian engagement.

88%


CITY LEADER
 out of 80

PEER LEADER
 out of 9

College & Career

NOT APPLICABLE

The College & Career domain measures college and career readiness and post-secondary outcomes.

Delaware Valley Charter High School

Governance Charter
 Address 5201 Old York Rd. Ste. A
 Philadelphia, PA 19141
 Phone/Fax 215-455-2550 / 215-455-5701
 Website www.dvchs.net/

Report Type High School
 Enrollment 837
 Grade Range 9-12
 Admissions Category Citywide
 Turnaround Model N/A

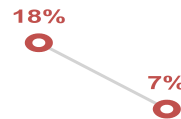
Performance Tiers

■ INTERVENE (0-24%)
 ■ WATCH (25-49%)
 ■ REINFORCE (50-74%)
 ■ MODEL (75-100%)

2012-13 2013-14 2014-15 CITY RANK PEER RANK

OVERALL: 7% INTERVENE

A school's overall score represents its combined performance on the Achievement, Progress, Climate, and College & Career (for high schools only) domains.



75th
out of 82

25th
out of 25

Achievement: 0% Intervene

The Achievement domain measures performance on standardized assessments, including PSSA, Keystone Exams, ACCESS for ELLs, and reading assessments.



80th
out of 80

24th
out of 24

Progress: 7% Intervene

The Progress domain measures growth on standardized assessments and progress towards graduation (for high schools only).

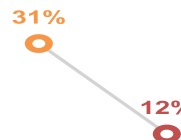


79th
out of 82

24th
out of 25

Climate: 12% Intervene

The Climate domain measures school climate and student and parent/guardian engagement.

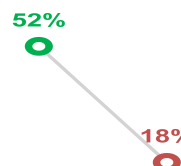


66th
out of 80

24th
out of 25

College & Career: 18% Intervene

The College & Career domain measures college and career readiness and post-secondary outcomes.



49th
out of 76

21st
out of 23

Philadelphia Electrical and Technology Charter School

Governance Charter
 Address 1420 Chestnut St.
 Philadelphia, PA 19102
 Phone/Fax 267-514-1823 / 267-514-1834
 Website www.petchs.org/

Report Type High School
 Enrollment 664
 Grade Range 9-12
 Admissions Category Citywide
 Turnaround Model N/A

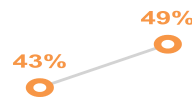
Performance Tiers

■ INTERVENE (0-24%)
 ■ WATCH (25-49%)
 ■ REINFORCE (50-74%)
 ■ MODEL (75-100%)

2012-13 2013-14 2014-15 CITY RANK PEER RANK

OVERALL: 49% WATCH

A school's overall score represents its combined performance on the Achievement, Progress, Climate, and College & Career (for high schools only) domains.



22nd
out of 82

3rd
out of 12

Achievement: 15% Intervene

The Achievement domain measures performance on standardized assessments, including PSSA, Keystone Exams, ACCESS for ELLs, and reading assessments.

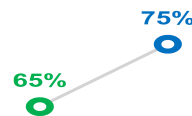


27th
out of 80

6th
out of 12

Progress: 75% Model

The Progress domain measures growth on standardized assessments and progress towards graduation (for high schools only).

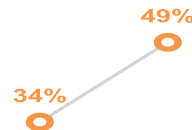


4th
out of 82

PEER LEADER
out of 12

Climate: 49% Watch

The Climate domain measures school climate and student and parent/guardian engagement.

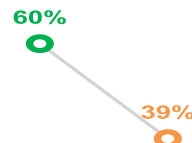


45th
out of 80

9th
out of 12

College & Career: 39% Watch

The College & Career domain measures college and career readiness and post-secondary outcomes.



37th
out of 76

6th
out of 11

Mastery Charter School at Lenfest Campus

Governance	Charter	Report Type	High School
Address	35 S. 4th St. Philadelphia, PA 19106	Enrollment	329
Phone/Fax	215-922-1902 / 215-922-1903	Grade Range	9-12
Website	www.masterycharter.org/schools/middle-and-high-schools/lenfest-campus/	Admissions Category	Citywide With Criteria
		Turnaround Model	N/A

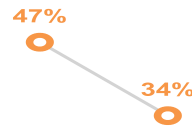
Performance Tiers

■ INTERVENE (0-24%)
 ■ WATCH (25-49%)
 ■ REINFORCE (50-74%)
 ■ MODEL (75-100%)

2012-13 2013-14 2014-15 CITY RANK PEER RANK

OVERALL: 34% WATCH

A school's overall score represents its combined performance on the Achievement, Progress, Climate, and College & Career (for high schools only) domains.

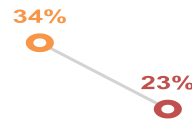


39th
out of 82

13th
out of 25

Achievement: 23% Intervene

The Achievement domain measures performance on standardized assessments, including PSSA, Keystone Exams, ACCESS for ELLs, and reading assessments.

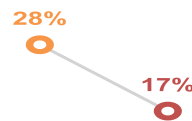


19th
out of 80

5th
out of 24

Progress: 17% Intervene

The Progress domain measures growth on standardized assessments and progress towards graduation (for high schools only).

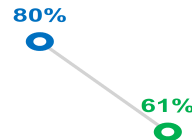


63rd
out of 82

22nd
out of 25

Climate: 61% Reinforce

The Climate domain measures school climate and student and parent/guardian engagement.

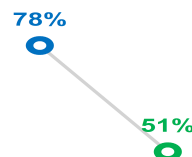


30th
out of 80

10th
out of 25

College & Career: 51% Reinforce

The College & Career domain measures college and career readiness and post-secondary outcomes.



25th
out of 76

8th
out of 23

First Philadelphia Preparatory Charter School

Governance Charter
 Address 4300 Tacony St.
 Philadelphia, PA 19124
 Phone/Fax 215-743-3100 / 215-743-9877
 Website www.ap-schools.org/firstphiladelphia/

Report Type High School
 Enrollment 187
 Grade Range 9-10
 Admissions Category Citywide With Criteria
 Turnaround Model N/A

Performance Tiers

■ INTERVENE (0-24%)
 ■ WATCH (25-49%)
 ■ REINFORCE (50-74%)
 ■ MODEL (75-100%)

2012-13 2013-14 2014-15 CITY RANK PEER RANK

OVERALL: 21% INTERVENE

A school's overall score represents its combined performance on the Achievement, Progress, Climate, and College & Career (for high schools only) domains.

21%


54th
 out of 82

9th
 out of 12

Achievement: 0% Intervene

The Achievement domain measures performance on standardized assessments, including PSSA, Keystone Exams, ACCESS for ELLs, and reading assessments.

0%


72nd
 out of 80

11th
 out of 12

Progress: 15% Intervene

The Progress domain measures growth on standardized assessments and progress towards graduation (for high schools only).

15%


69th
 out of 82

10th
 out of 12

Climate: 54% Reinforce

The Climate domain measures school climate and student and parent/guardian engagement.

54%


37th
 out of 80

6th
 out of 12

College & Career

NOT APPLICABLE

The College & Career domain measures college and career readiness and post-secondary outcomes.

Maritime Academy Charter School (MACHS)

Governance: Charter
 Address: 2275 Bridge St.
 Philadelphia, PA 19137
 Phone/Fax: 215-535-4555 / 215-535-4398
 Website: www.maritimecharter.org/

Report Type: High School
 Enrollment: 320
 Grade Range: 9-12
 Admissions Category: Citywide
 Turnaround Model: N/A

Performance Tiers

■ INTERVENE (0-24%)
 ■ WATCH (25-49%)
 ■ REINFORCE (50-74%)
 ■ MODEL (75-100%)

2012-13 2013-14 2014-15 CITY RANK PEER RANK

OVERALL: 40% WATCH

A school's overall score represents its combined performance on the Achievement, Progress, Climate, and College & Career (for high schools only) domains.

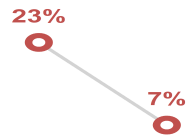


29th
out of 82

4th
out of 9

Achievement: 7% Intervene

The Achievement domain measures performance on standardized assessments, including PSSA, Keystone Exams, ACCESS for ELLs, and reading assessments.

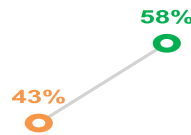


43rd
out of 80

8th
out of 9

Progress: 58% Reinforce

The Progress domain measures growth on standardized assessments and progress towards graduation (for high schools only).



13th
out of 82

PEER LEADER
out of 9

Climate: 61% Reinforce

The Climate domain measures school climate and student and parent/guardian engagement.

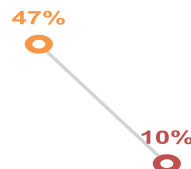


29th
out of 80

5th
out of 9

College & Career: 10% Intervene

The College & Career domain measures college and career readiness and post-secondary outcomes.



55th
out of 76

7th
out of 8

KIPP Philadelphia Charter School

Governance Charter
 Address 2709 N. Broad St. 4th Flr.
 Philadelphia, PA 19132
 Phone/Fax 215-227-1728 / 215-827-5942
 Website www.kippphiladelphia.org/

Report Type High School
 Enrollment 560
 Grade Range 9-12
 Admissions Category Citywide
 Turnaround Model N/A

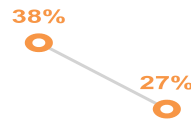
Performance Tiers

■ INTERVENE (0-24%)
 ■ WATCH (25-49%)
 ■ REINFORCE (50-74%)
 ■ MODEL (75-100%)

2012-13 2013-14 2014-15 CITY RANK PEER RANK

OVERALL: 27% WATCH

A school's overall score represents its combined performance on the Achievement, Progress, Climate, and College & Career (for high schools only) domains.

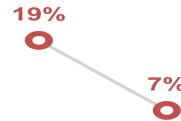


47th
out of 82

18th
out of 25

Achievement: 7% Intervene

The Achievement domain measures performance on standardized assessments, including PSSA, Keystone Exams, ACCESS for ELLs, and reading assessments.

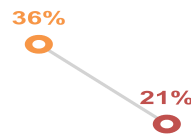


42nd
out of 80

17th
out of 24

Progress: 21% Intervene

The Progress domain measures growth on standardized assessments and progress towards graduation (for high schools only).

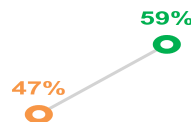


54th
out of 82

20th
out of 25

Climate: 59% Reinforce

The Climate domain measures school climate and student and parent/guardian engagement.

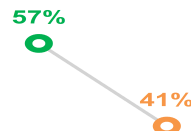


32nd
out of 80

12th
out of 25

College & Career: 41% Watch

The College & Career domain measures college and career readiness and post-secondary outcomes.



34th
out of 76

14th
out of 23

New Media Technology Charter School

Governance Charter
 Address 8034 Thouron Ave.
 Philadelphia, PA 19150
 Phone/Fax 267-286-6900 / 267-286-6904
 Website www.nmtcs.net/

Report Type High School
 Enrollment 394
 Grade Range 9-12
 Admissions Category Citywide
 Turnaround Model N/A

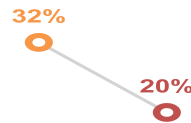
Performance Tiers

■ INTERVENE (0-24%)
 ■ WATCH (25-49%)
 ■ REINFORCE (50-74%)
 ■ MODEL (75-100%)

2012-13 2013-14 2014-15 CITY RANK PEER RANK

OVERALL: 20% INTERVENE

A school's overall score represents its combined performance on the Achievement, Progress, Climate, and College & Career (for high schools only) domains.

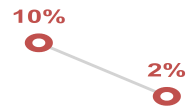


55th
out of 82

21st
out of 25

Achievement: 2% Intervene

The Achievement domain measures performance on standardized assessments, including PSSA, Keystone Exams, ACCESS for ELLs, and reading assessments.

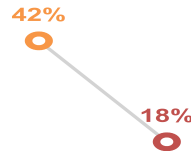


65th
out of 80

23rd
out of 24

Progress: 18% Intervene

The Progress domain measures growth on standardized assessments and progress towards graduation (for high schools only).

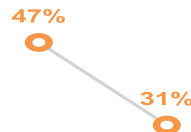


59th
out of 82

21st
out of 25

Climate: 31% Watch

The Climate domain measures school climate and student and parent/guardian engagement.

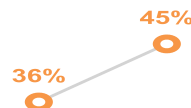


59th
out of 80

22nd
out of 25

College & Career: 45% Watch

The College & Career domain measures college and career readiness and post-secondary outcomes.



29th
out of 76

10th
out of 23

Mastery Charter School at Shoemaker Campus

Governance	Charter	Report Type	High School
Address	5301 Media St. Philadelphia, PA 19131	Enrollment	485
Phone/Fax	267-296-7111 / 267-296-7112	Grade Range	9-12
Website	www.masterycharter.org/schools/shoemaker-campus/about-shoemaker.html	Admissions Category	Citywide With Criteria
		Turnaround Model	N/A

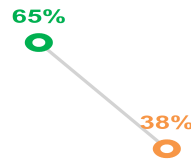
Performance Tiers

■ INTERVENE (0-24%)
 ■ WATCH (25-49%)
 ■ REINFORCE (50-74%)
 ■ MODEL (75-100%)

2012-13 2013-14 2014-15 CITY RANK PEER RANK

OVERALL: 38% WATCH

A school's overall score represents its combined performance on the Achievement, Progress, Climate, and College & Career (for high schools only) domains.

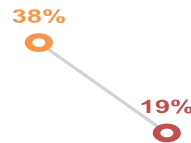


31st
out of 82

10th
out of 25

Achievement: 19% Intervene

The Achievement domain measures performance on standardized assessments, including PSSA, Keystone Exams, ACCESS for ELLs, and reading assessments.

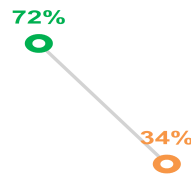


24th
out of 80

7th
out of 24

Progress: 34% Watch

The Progress domain measures growth on standardized assessments and progress towards graduation (for high schools only).

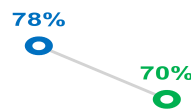


41st
out of 82

13th
out of 25

Climate: 70% Reinforce

The Climate domain measures school climate and student and parent/guardian engagement.

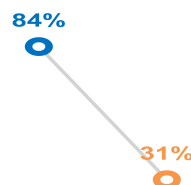


20th
out of 80

6th
out of 25

College & Career: 31% Watch

The College & Career domain measures college and career readiness and post-secondary outcomes.



40th
out of 76

17th
out of 25

Mastery Charter School at Thomas Campus

Governance	Charter	Report Type	High School
Address	927 Johnston St. Philadelphia, PA 19148	Enrollment	453
Phone/Fax	267-236-0036 / 267-236-0030	Grade Range	9-12
Website	www.masterycharter.org/schools/thomas-campus/	Admissions Category	Citywide With Criteria
		Turnaround Model	N/A

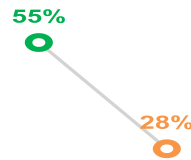
Performance Tiers

■ INTERVENE (0-24%)
 ■ WATCH (25-49%)
 ■ REINFORCE (50-74%)
 ■ MODEL (75-100%)

2012-13 2013-14 2014-15 CITY RANK PEER RANK

OVERALL: 28% WATCH

A school's overall score represents its combined performance on the Achievement, Progress, Climate, and College & Career (for high schools only) domains.

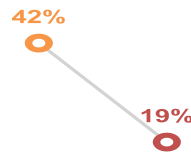


46th
out of 82

7th
out of 12

Achievement: 19% Intervene

The Achievement domain measures performance on standardized assessments, including PSSA, Keystone Exams, ACCESS for ELLs, and reading assessments.

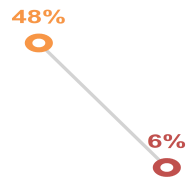


23rd
out of 80

5th
out of 12

Progress: 6% Intervene

The Progress domain measures growth on standardized assessments and progress towards graduation (for high schools only).

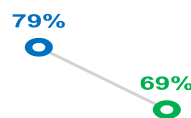


81st
out of 82

12th
out of 12

Climate: 69% Reinforce

The Climate domain measures school climate and student and parent/guardian engagement.

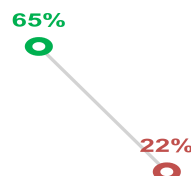


21st
out of 80

2nd
out of 12

College & Career: 22% Intervene

The College & Career domain measures college and career readiness and post-secondary outcomes.



47th
out of 76

7th
out of 11

Boys Latin of Philadelphia Charter School

Governance Charter
 Address 5501 Cedar Ave.
 Philadelphia, PA 19143
 Phone/Fax 215-387-5149 / 215-387-5159
 Website www.boyslatin.org/pages/blmain

Report Type High School
 Enrollment 479
 Grade Range 9-12
 Admissions Category Citywide
 Turnaround Model N/A

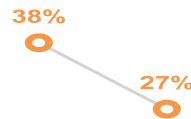
Performance Tiers

■ INTERVENE (0-24%)
 ■ WATCH (25-49%)
 ■ REINFORCE (50-74%)
 ■ MODEL (75-100%)

2012-13 2013-14 2014-15 CITY RANK PEER RANK

OVERALL: 27% WATCH

A school's overall score represents its combined performance on the Achievement, Progress, Climate, and College & Career (for high schools only) domains.



48th
out of 82

19th
out of 25

Achievement: 5% Intervene

The Achievement domain measures performance on standardized assessments, including PSSA, Keystone Exams, ACCESS for ELLs, and reading assessments.



50th
out of 80

20th
out of 24

Progress: 12% Intervene

The Progress domain measures growth on standardized assessments and progress towards graduation (for high schools only).



72nd
out of 82

23rd
out of 25

Climate: 85% Model

The Climate domain measures school climate and student and parent/guardian engagement.

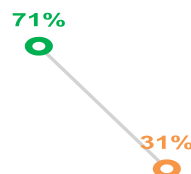


4th
out of 80

PEER LEADER
out of 25

College & Career: 31% Watch

The College & Career domain measures college and career readiness and post-secondary outcomes.



41st
out of 76

18th
out of 25

Mastery Charter School at Pickett Campus

Governance	Charter	Report Type	High School
Address	5700 Wayne Ave. Philadelphia, PA 19144	Enrollment	469
Phone/Fax	215-866-9000 / 215-866-9001	Grade Range	9-12
Website	www.masterycharter.org/schools/pickett-campus/	Admissions Category	Citywide With Criteria
		Turnaround Model	N/A

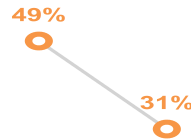
Performance Tiers

■ INTERVENE (0-24%)
 ■ WATCH (25-49%)
 ■ REINFORCE (50-74%)
 ■ MODEL (75-100%)

	2012-13	2013-14	2014-15	CITY RANK	PEER RANK
--	---------	---------	---------	-----------	-----------

OVERALL: 31% WATCH

A school's overall score represents its combined performance on the Achievement, Progress, Climate, and College & Career (for high schools only) domains.

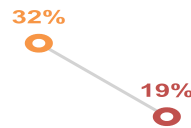


42nd
out of 82

15th
out of 25

Achievement: 19% Intervene

The Achievement domain measures performance on standardized assessments, including PSSA, Keystone Exams, ACCESS for ELLs, and reading assessments.

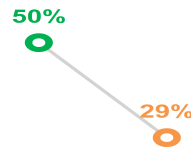


22nd
out of 80

6th
out of 24

Progress: 29% Watch

The Progress domain measures growth on standardized assessments and progress towards graduation (for high schools only).

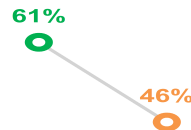


44th
out of 82

16th
out of 25

Climate: 46% Watch

The Climate domain measures school climate and student and parent/guardian engagement.

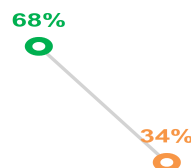


49th
out of 80

19th
out of 25

College & Career: 34% Watch

The College & Career domain measures college and career readiness and post-secondary outcomes.



38th
out of 76

16th
out of 25

Eastern University Academy Charter School

Governance Charter
 Address 3300 Henry Ave.
 Philadelphia, PA 19129
 Phone/Fax 215-769-3131 / 215-769-3112
 Website www.euacademy.org/

Report Type High School
 Enrollment 266
 Grade Range 9-12
 Admissions Category Citywide
 Turnaround Model N/A

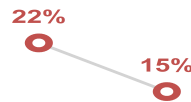
Performance Tiers

■ INTERVENE (0-24%)
 ■ WATCH (25-49%)
 ■ REINFORCE (50-74%)
 ■ MODEL (75-100%)

2012-13 2013-14 2014-15 CITY RANK PEER RANK

OVERALL: 15% INTERVENE

A school's overall score represents its combined performance on the Achievement, Progress, Climate, and College & Career (for high schools only) domains.



61st
out of 82

23rd
out of 25

Achievement: 4% Intervene

The Achievement domain measures performance on standardized assessments, including PSSA, Keystone Exams, ACCESS for ELLs, and reading assessments.

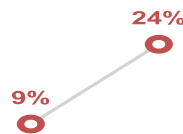


52nd
out of 80

21st
out of 24

Progress: 24% Intervene

The Progress domain measures growth on standardized assessments and progress towards graduation (for high schools only).

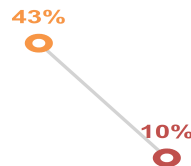


52nd
out of 82

19th
out of 25

Climate: 10% Intervene

The Climate domain measures school climate and student and parent/guardian engagement.

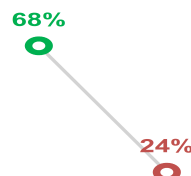


68th
out of 80

25th
out of 25

College & Career: 24% Intervene

The College & Career domain measures college and career readiness and post-secondary outcomes.



44th
out of 76

20th
out of 23

Sankofa Freedom Academy Charter School

Governance Charter
 Address 4256 Paul St.
 Philadelphia, PA 19124
 Phone/Fax 215-288-2001 / 215-288-2099
 Website www.sfacs.us/

Report Type High School
 Enrollment 202
 Grade Range 9-12
 Admissions Category Citywide With Criteria
 Turnaround Model N/A

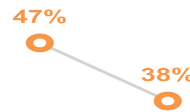
Performance Tiers

■ INTERVENE (0-24%)
 ■ WATCH (25-49%)
 ■ REINFORCE (50-74%)
 ■ MODEL (75-100%)

2012-13 2013-14 2014-15 CITY RANK PEER RANK

OVERALL: 38% WATCH

A school's overall score represents its combined performance on the Achievement, Progress, Climate, and College & Career (for high schools only) domains.

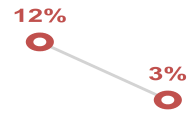


30th
out of 82

2nd
out of 26

Achievement: 3% Intervene

The Achievement domain measures performance on standardized assessments, including PSSA, Keystone Exams, ACCESS for ELLs, and reading assessments.

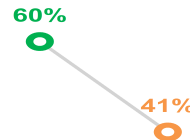


54th
out of 80

8th
out of 26

Progress: 41% Watch

The Progress domain measures growth on standardized assessments and progress towards graduation (for high schools only).

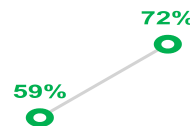


35th
out of 82

6th
out of 26

Climate: 72% Reinforce

The Climate domain measures school climate and student and parent/guardian engagement.

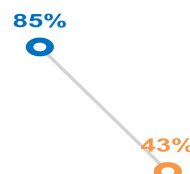


16th
out of 80

PEER LEADER
out of 24

College & Career: 43% Watch

The College & Career domain measures college and career readiness and post-secondary outcomes.



30th
out of 76

2nd
out of 25

Tacony Academy Charter School

Governance Charter
 Address 1330 Rhawn St.
 Philadelphia, PA 19111
 Phone/Fax 215-742-5100 / 215-742-5200
 Website www.ap-schools.org/taconyacademy/

Report Type High School
 Enrollment 414
 Grade Range 9-12
 Admissions Category Citywide With Criteria
 Turnaround Model N/A

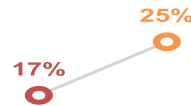
Performance Tiers

■ INTERVENE (0-24%)
 ■ WATCH (25-49%)
 ■ REINFORCE (50-74%)
 ■ MODEL (75-100%)

2012-13 2013-14 2014-15 CITY RANK PEER RANK

OVERALL: 25% WATCH

A school's overall score represents its combined performance on the Achievement, Progress, Climate, and College & Career (for high schools only) domains.



51st
out of 82

8th
out of 12

Achievement: 2% Intervene

The Achievement domain measures performance on standardized assessments, including PSSA, Keystone Exams, ACCESS for ELLs, and reading assessments.

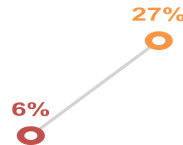


61st
out of 80

10th
out of 12

Progress: 27% Watch

The Progress domain measures growth on standardized assessments and progress towards graduation (for high schools only).

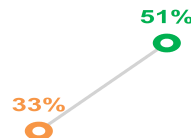


47th
out of 82

7th
out of 12

Climate: 51% Reinforce

The Climate domain measures school climate and student and parent/guardian engagement.

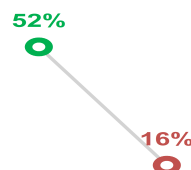


40th
out of 80

7th
out of 12

College & Career: 16% Intervene

The College & Career domain measures college and career readiness and post-secondary outcomes.



52nd
out of 76

8th
out of 11

Aspira Charter School at Olney

Governance Charter
 Address 100 W. Duncannon Ave.
 Philadelphia, PA 19120
 Phone/Fax 215-456-3014 / 215-456-3064
 Website www.aspirapa.org/schools/olney-charter/

Report Type High School
 Enrollment 1,903
 Grade Range 9-12
 Admissions Category Neighborhood
 Turnaround Model Renaissance Charter

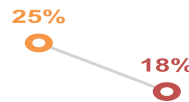
Performance Tiers

■ INTERVENE (0-24%)
 ■ WATCH (25-49%)
 ■ REINFORCE (50-74%)
 ■ MODEL (75-100%)

2012-13 2013-14 2014-15 CITY RANK PEER RANK

OVERALL: 18% INTERVENE

A school's overall score represents its combined performance on the Achievement, Progress, Climate, and College & Career (for high schools only) domains.

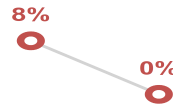


58th
out of 82

10th
out of 26

Achievement: 0% Intervene

The Achievement domain measures performance on standardized assessments, including PSSA, Keystone Exams, ACCESS for ELLs, and reading assessments.

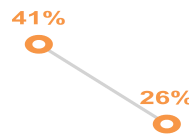


74th
out of 80

22nd
out of 26

Progress: 26% Watch

The Progress domain measures growth on standardized assessments and progress towards graduation (for high schools only).

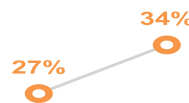


49th
out of 82

8th
out of 26

Climate: 34% Watch

The Climate domain measures school climate and student and parent/guardian engagement.



57th
out of 80

9th
out of 24

College & Career: 5% Intervene

The College & Career domain measures college and career readiness and post-secondary outcomes.



62nd
out of 76

13th
out of 25

Mastery Charter School at Gratz

Governance	Charter	Report Type	High School
Address	1798 W. Hunting Park Ave. Philadelphia, PA 19140	Enrollment	1,235
Phone/Fax	215-227-4408 / N/A	Grade Range	9-12
Website	www.masterycharter.org/schools/simon-gratz-campus/	Admissions Category	Neighborhood Renaissance Charter
		Turnaround Model	

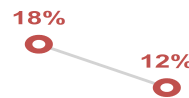
Performance Tiers

■ INTERVENE (0-24%)
 ■ WATCH (25-49%)
 ■ REINFORCE (50-74%)
 ■ MODEL (75-100%)

2012-13 2013-14 2014-15 CITY RANK PEER RANK

OVERALL: 12% INTERVENE

A school's overall score represents its combined performance on the Achievement, Progress, Climate, and College & Career (for high schools only) domains.

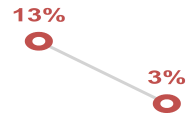


66th
out of 82

14th
out of 26

Achievement: 3% Intervene

The Achievement domain measures performance on standardized assessments, including PSSA, Keystone Exams, ACCESS for ELLs, and reading assessments.

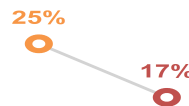


56th
out of 80

10th
out of 26

Progress: 17% Intervene

The Progress domain measures growth on standardized assessments and progress towards graduation (for high schools only).

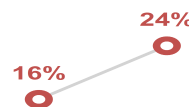


62nd
out of 82

14th
out of 26

Climate: 24% Intervene

The Climate domain measures school climate and student and parent/guardian engagement.



63rd
out of 80

13th
out of 24

College & Career: 7% Intervene

The College & Career domain measures college and career readiness and post-secondary outcomes.



58th
out of 76

10th
out of 25

Universal Charter School at Audenried

Governance	Charter	Report Type	High School
Address	3301 Tasker St. Philadelphia, PA 19145	Enrollment	775
Phone/Fax	215-952-4801 / N/A	Grade Range	9-12
Website	www.universalcompanies.org/education/audenried-charter-school/	Admissions Category	Neighborhood Renaissance Charter
		Turnaround Model	

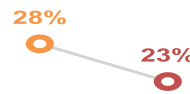
Performance Tiers



2012-13 2013-14 2014-15 CITY RANK PEER RANK

OVERALL: 23% INTERVENE

A school's overall score represents its combined performance on the Achievement, Progress, Climate, and College & Career (for high schools only) domains.



53rd
out of 82

8th
out of 26

Achievement: 3% Intervene

The Achievement domain measures performance on standardized assessments, including PSSA, Keystone Exams, ACCESS for ELLs, and reading assessments.

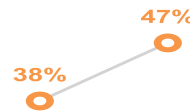


53rd
out of 80

7th
out of 26

Progress: 47% Watch

The Progress domain measures growth on standardized assessments and progress towards graduation (for high schools only).

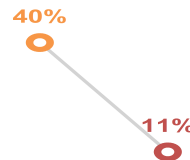


25th
out of 82

2nd
out of 26

Climate: 11% Intervene

The Climate domain measures school climate and student and parent/guardian engagement.

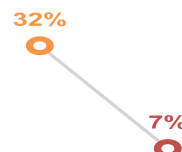


67th
out of 80

14th
out of 24

College & Career: 7% Intervene

The College & Career domain measures college and career readiness and post-secondary outcomes.



59th
out of 76

11th
out of 25