

## John Barry School

Governance District  
Address 5900 Race St.  
Philadelphia, PA 19139  
Phone/Fax 215-471-2744 / 215-471-6320  
Website www.philasd.org/schools/barry

Report Type K8 School  
Enrollment 836  
Grade Range K-8  
Admissions Category Neighborhood  
Turnaround Model Promise Academy

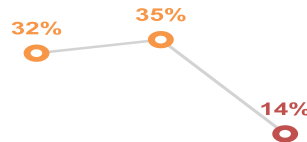
### Performance Tiers

■ INTERVENE (0-24%) ■ WATCH (25-49%) ■ REINFORCE (50-74%) ■ MODEL (75-100%)

2012-13 2013-14 2014-15 CITY RANK PEER RANK

### OVERALL: 14% INTERVENE

A school's overall score represents its combined performance on the Achievement, Progress, Climate, and College & Career (for high schools only) domains.

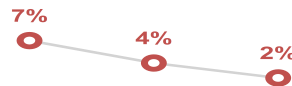


117th  
out of 140

32nd  
out of 46

### Achievement: 2% Intervene

The Achievement domain measures performance on standardized assessments, including PSSA, Keystone Exams, ACCESS for ELLs, and reading assessments.

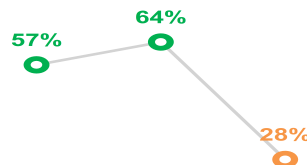


129th  
out of 140

37th  
out of 46

### Progress: 28% Watch

The Progress domain measures growth on standardized assessments and progress towards graduation (for high schools only).



81st  
out of 125

25th  
out of 39

### Climate: 9% Intervene

The Climate domain measures school climate and student and parent/guardian engagement.



123rd  
out of 139

32nd  
out of 45

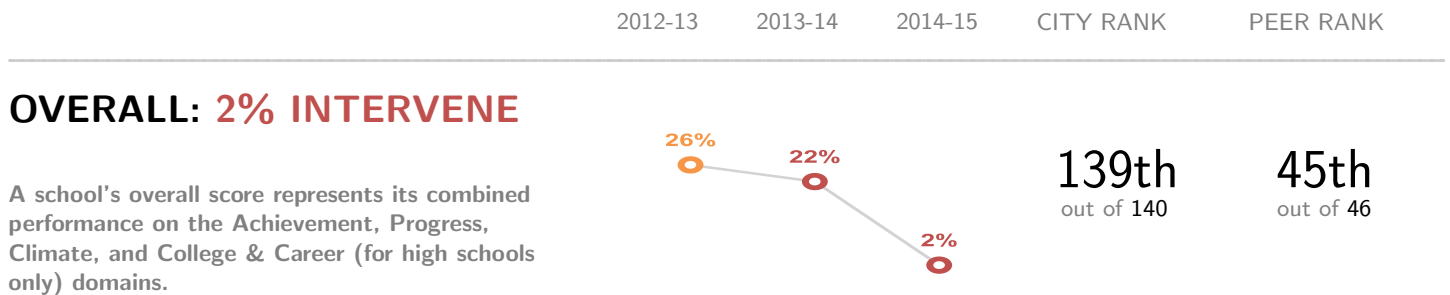
## William C. Bryant School

Governance District  
Address 6001 Cedar Ave.  
Philadelphia, PA 19143  
Phone/Fax 215-471-2910 / 215-471-8379  
Website www.philasd.org/schools/bryant

Report Type K8 School  
Enrollment 490  
Grade Range K-8  
Admissions Category Neighborhood  
Turnaround Model Promise Academy

### Performance Tiers

■ INTERVENE (0-24%) ■ WATCH (25-49%) ■ REINFORCE (50-74%) ■ MODEL (75-100%)



### Achievement: 2% Intervene

The Achievement domain measures performance on standardized assessments, including PSSA, Keystone Exams, ACCESS for ELLs, and reading assessments.



### Progress: 0% Intervene

The Progress domain measures growth on standardized assessments and progress towards graduation (for high schools only).



### Climate: 3% Intervene

The Climate domain measures school climate and student and parent/guardian engagement.



## Benjamin B. Comegys School

Governance District  
 Address 5100 Greenway Ave.  
 Philadelphia, PA 19143  
 Phone/Fax 215-727-2162 / 215-727-2329  
 Website www.philasd.org/schools/comegys

Report Type K8 School  
 Enrollment 617  
 Grade Range K-8  
 Admissions Category Neighborhood  
 Turnaround Model N/A

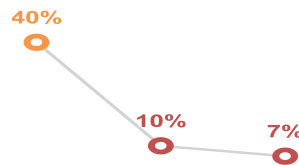
### Performance Tiers

■ INTERVENE (0-24%) ■ WATCH (25-49%) ■ REINFORCE (50-74%) ■ MODEL (75-100%)

2012-13 2013-14 2014-15 CITY RANK PEER RANK

### OVERALL: 7% INTERVENE

A school's overall score represents its combined performance on the Achievement, Progress, Climate, and College & Career (for high schools only) domains.



132nd  
out of 140

40th  
out of 46

### Achievement: 3% Intervene

The Achievement domain measures performance on standardized assessments, including PSSA, Keystone Exams, ACCESS for ELLs, and reading assessments.

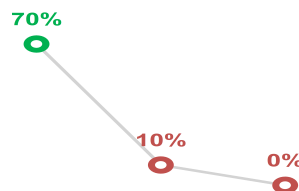


115th  
out of 140

27th  
out of 46

### Progress: 0% Intervene

The Progress domain measures growth on standardized assessments and progress towards graduation (for high schools only).

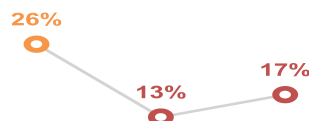


125th  
out of 125

39th  
out of 39

### Climate: 17% Intervene

The Climate domain measures school climate and student and parent/guardian engagement.



109th  
out of 139

23rd  
out of 45

# Sadie Alexander School

Governance District  
 Address 4209 Spruce St.  
 Philadelphia, PA 19104  
 Phone/Fax 215-823-5465 / 215-382-2031  
 Website www.philasd.org/schools/pennalexander

Report Type K8 School  
 Enrollment 564  
 Grade Range K-8  
 Admissions Category Neighborhood  
 Turnaround Model N/A

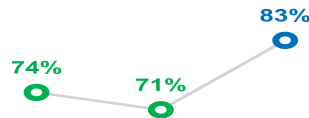
## Performance Tiers

■ INTERVENE (0-24%) ■ WATCH (25-49%) ■ REINFORCE (50-74%) ■ MODEL (75-100%)

	2012-13	2013-14	2014-15	CITY RANK	PEER RANK
--	---------	---------	---------	-----------	-----------

## OVERALL: 83% MODEL

A school's overall score represents its combined performance on the Achievement, Progress, Climate, and College & Career (for high schools only) domains.

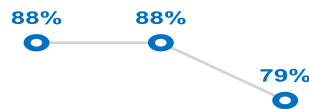


CITY LEADER  
out of 140

PEER LEADER  
out of 10

## Achievement: 79% Model

The Achievement domain measures performance on standardized assessments, including PSSA, Keystone Exams, ACCESS for ELLs, and reading assessments.

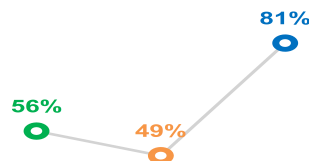


CITY LEADER  
out of 140

PEER LEADER  
out of 10

## Progress: 81% Model

The Progress domain measures growth on standardized assessments and progress towards graduation (for high schools only).




7th  
out of 125

PEER LEADER  
out of 10

## Climate: 89% Model

The Climate domain measures school climate and student and parent/guardian engagement.



8th  
out of 139

6th  
out of 10



## 2014-2015 School Progress Report

### Andrew Hamilton School

Governance District  
Address 5640 Spruce St.  
Philadelphia, PA 19139  
Phone/Fax 215-471-2911 / 215-471-2724  
Website [www.philasd.org/schools/hamilton](http://www.philasd.org/schools/hamilton)

Report Type K8 School  
Enrollment 618  
Grade Range K-8  
Admissions Category Neighborhood  
Turnaround Model N/A

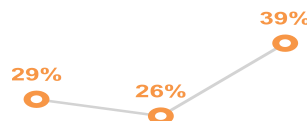
### Performance Tiers

■ INTERVENE (0-24%) ■ WATCH (25-49%) ■ REINFORCE (50-74%) ■ MODEL (75-100%)

2012-13 2013-14 2014-15 CITY RANK PEER RANK

### OVERALL: 39% WATCH

A school's overall score represents its combined performance on the Achievement, Progress, Climate, and College & Career (for high schools only) domains.

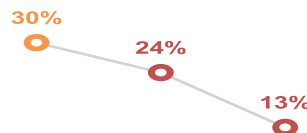


49th  
out of 140

4th  
out of 46

### Achievement: 13% Intervene

The Achievement domain measures performance on standardized assessments, including PSSA, Keystone Exams, ACCESS for ELLs, and reading assessments.

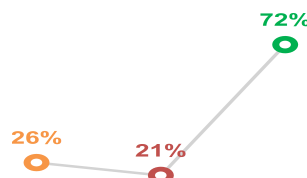


65th  
out of 140

7th  
out of 46

### Progress: 72% Reinforce

The Progress domain measures growth on standardized assessments and progress towards graduation (for high schools only).

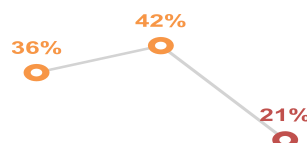


18th  
out of 125

4th  
out of 39

### Climate: 21% Intervene

The Climate domain measures school climate and student and parent/guardian engagement.



104th  
out of 139

22nd  
out of 45

## Avery D. Harrington School

Governance District  
Address 5300 Baltimore Ave.  
Philadelphia, PA 19143  
Phone/Fax 215-471-2914 / 215-471-5087  
Website www.philasd.org/schools/harrington

Report Type K8 School  
Enrollment 607  
Grade Range K-8  
Admissions Category Neighborhood  
Turnaround Model N/A

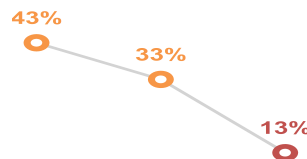
### Performance Tiers

■ INTERVENE (0-24%) ■ WATCH (25-49%) ■ REINFORCE (50-74%) ■ MODEL (75-100%)

2012-13 2013-14 2014-15 CITY RANK PEER RANK

### OVERALL: 13% INTERVENE

A school's overall score represents its combined performance on the Achievement, Progress, Climate, and College & Career (for high schools only) domains.

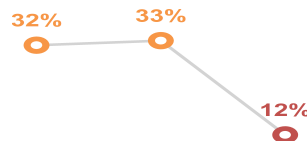


121st  
out of 140

35th  
out of 46

### Achievement: 12% Intervene

The Achievement domain measures performance on standardized assessments, including PSSA, Keystone Exams, ACCESS for ELLs, and reading assessments.

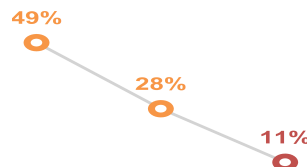


69th  
out of 140

8th  
out of 46

### Progress: 11% Intervene

The Progress domain measures growth on standardized assessments and progress towards graduation (for high schools only).

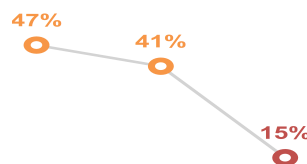


99th  
out of 125

30th  
out of 39

### Climate: 15% Intervene

The Climate domain measures school climate and student and parent/guardian engagement.



111st  
out of 139

25th  
out of 45

## Samuel B. Huey School

Governance District  
Address 5200 Pine St.  
Philadelphia, PA 19143  
Phone/Fax 215-471-2901 / 215-471-2720  
Website [www.philasd.org/schools/huey](http://www.philasd.org/schools/huey)

Report Type K8 School  
Enrollment 562  
Grade Range K-8  
Admissions Category Neighborhood  
Turnaround Model N/A

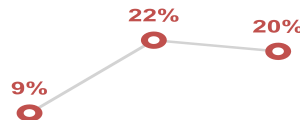
### Performance Tiers

■ INTERVENE (0-24%) ■ WATCH (25-49%) ■ REINFORCE (50-74%) ■ MODEL (75-100%)

2012-13 2013-14 2014-15 CITY RANK PEER RANK

### OVERALL: 20% INTERVENE

A school's overall score represents its combined performance on the Achievement, Progress, Climate, and College & Career (for high schools only) domains.

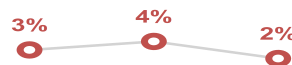


99th  
out of 140

21st  
out of 46

### Achievement: 2% Intervene

The Achievement domain measures performance on standardized assessments, including PSSA, Keystone Exams, ACCESS for ELLs, and reading assessments.

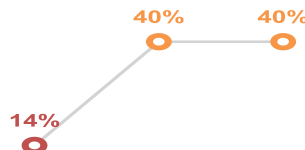


133rd  
out of 140

40th  
out of 46

### Progress: 40% Watch

The Progress domain measures growth on standardized assessments and progress towards graduation (for high schools only).

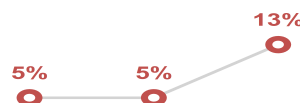


64th  
out of 125

17th  
out of 39

### Climate: 13% Intervene

The Climate domain measures school climate and student and parent/guardian engagement.



117th  
out of 139

27th  
out of 45

## Henry C. Lea School

Governance District  
Address 4700 Locust St.  
Philadelphia, PA 19139  
Phone/Fax 215-471-2915 / 215-471-4355  
Website www.philasd.org/schools/lea

Report Type K8 School  
Enrollment 505  
Grade Range K-8  
Admissions Category Neighborhood  
Turnaround Model N/A

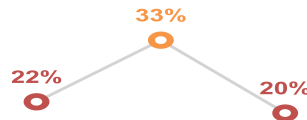
### Performance Tiers

■ INTERVENE (0-24%) ■ WATCH (25-49%) ■ REINFORCE (50-74%) ■ MODEL (75-100%)

2012-13 2013-14 2014-15 CITY RANK PEER RANK

### OVERALL: 20% INTERVENE

A school's overall score represents its combined performance on the Achievement, Progress, Climate, and College & Career (for high schools only) domains.

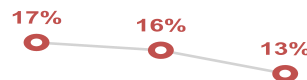


102nd  
out of 140

17th  
out of 25

### Achievement: 13% Intervene

The Achievement domain measures performance on standardized assessments, including PSSA, Keystone Exams, ACCESS for ELLs, and reading assessments.

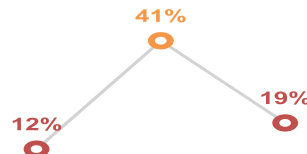


63rd  
out of 140

6th  
out of 25

### Progress: 19% Intervene

The Progress domain measures growth on standardized assessments and progress towards graduation (for high schools only).

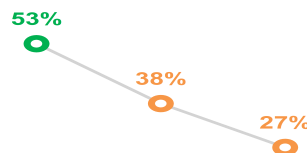


90th  
out of 125

17th  
out of 25

### Climate: 27% Watch

The Climate domain measures school climate and student and parent/guardian engagement.



96th  
out of 139

13th  
out of 25

## 2014-2015 School Progress Report

### William C. Longstreth School

Governance District  
Address 5700 Willows Ave.  
Philadelphia, PA 19143  
Phone/Fax 215-727-2158 / 215-727-2260  
Website [www.philasd.org/schools/longstreth](http://www.philasd.org/schools/longstreth)

Report Type K8 School  
Enrollment 485  
Grade Range K-8  
Admissions Category Neighborhood  
Turnaround Model N/A

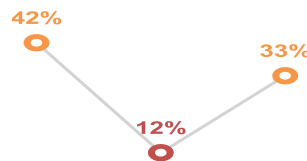
#### Performance Tiers

■ INTERVENE (0-24%) ■ WATCH (25-49%) ■ REINFORCE (50-74%) ■ MODEL (75-100%)

2012-13 2013-14 2014-15 CITY RANK PEER RANK

#### OVERALL: 33% WATCH

A school's overall score represents its combined performance on the Achievement, Progress, Climate, and College & Career (for high schools only) domains.

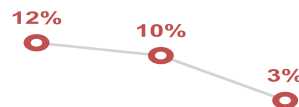


65th  
out of 140

8th  
out of 46

#### Achievement: 3% Intervene

The Achievement domain measures performance on standardized assessments, including PSSA, Keystone Exams, ACCESS for ELLs, and reading assessments.



119th  
out of 140

30th  
out of 46

#### Progress: 62% Reinforce

The Progress domain measures growth on standardized assessments and progress towards graduation (for high schools only).




27th  
out of 125

5th  
out of 39

#### Climate: 24% Intervene

The Climate domain measures school climate and student and parent/guardian engagement.



99th  
out of 139

21st  
out of 45

## 2014-2015 School Progress Report

### Morton McMichael School

Governance District  
Address 3543 Fairmount Ave.  
Philadelphia, PA 19104  
Phone/Fax 215-823-8205 / 215-386-3549  
Website [www.philasd.org/schools/mcmichael](http://www.philasd.org/schools/mcmichael)

Report Type K8 School  
Enrollment 404  
Grade Range K-8  
Admissions Category Neighborhood  
Turnaround Model Promise Academy

### Performance Tiers

■ INTERVENE (0-24%) ■ WATCH (25-49%) ■ REINFORCE (50-74%) ■ MODEL (75-100%)

2012-13 2013-14 2014-15 CITY RANK PEER RANK

### OVERALL: 21% INTERVENE

A school's overall score represents its combined performance on the Achievement, Progress, Climate, and College & Career (for high schools only) domains.



96th  
out of 140

19th  
out of 46

### Achievement: 9% Intervene

The Achievement domain measures performance on standardized assessments, including PSSA, Keystone Exams, ACCESS for ELLs, and reading assessments.

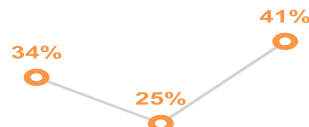


86th  
out of 140

15th  
out of 46

### Progress: 41% Watch

The Progress domain measures growth on standardized assessments and progress towards graduation (for high schools only).



59th  
out of 125

16th  
out of 39

### Climate: 14% Intervene

The Climate domain measures school climate and student and parent/guardian engagement.



115th  
out of 139

26th  
out of 45

## S. Weir Mitchell School

Governance District  
Address 5500 Kingsessing Ave.  
Philadelphia, PA 19143  
Phone/Fax 215-727-2160 / 215-727-2218  
Website www.philasd.org/schools/mitchell

Report Type K8 School  
Enrollment 681  
Grade Range K-7  
Admissions Category Neighborhood  
Turnaround Model N/A

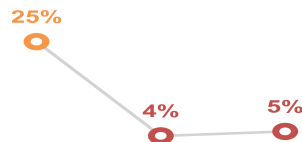
### Performance Tiers

■ INTERVENE (0-24%) ■ WATCH (25-49%) ■ REINFORCE (50-74%) ■ MODEL (75-100%)

2012-13 2013-14 2014-15 CITY RANK PEER RANK

### OVERALL: 5% INTERVENE

A school's overall score represents its combined performance on the Achievement, Progress, Climate, and College & Career (for high schools only) domains.

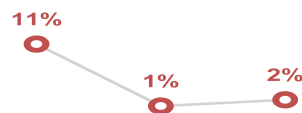


136th  
out of 140

42nd  
out of 46

### Achievement: 2% Intervene

The Achievement domain measures performance on standardized assessments, including PSSA, Keystone Exams, ACCESS for ELLs, and reading assessments.

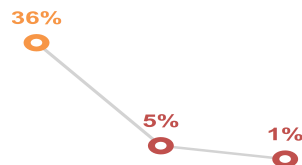


125th  
out of 140

35th  
out of 46

### Progress: 1% Intervene

The Progress domain measures growth on standardized assessments and progress towards graduation (for high schools only).

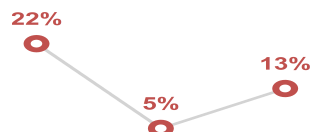


122nd  
out of 125

37th  
out of 39

### Climate: 13% Intervene

The Climate domain measures school climate and student and parent/guardian engagement.



118th  
out of 139

28th  
out of 45

## James Rhoads School

Governance District  
Address 4901 Parrish St.  
Philadelphia, PA 19139  
Phone/Fax 215-581-5504 / 215-581-3405  
Website www.philasd.org/schools/rhoads

Report Type K8 School  
Enrollment 578  
Grade Range K-8  
Admissions Category Neighborhood  
Turnaround Model N/A

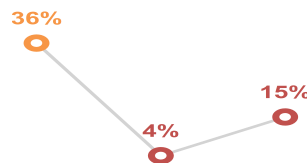
### Performance Tiers

■ INTERVENE (0-24%) ■ WATCH (25-49%) ■ REINFORCE (50-74%) ■ MODEL (75-100%)

2012-13 2013-14 2014-15 CITY RANK PEER RANK

### OVERALL: 15% INTERVENE

A school's overall score represents its combined performance on the Achievement, Progress, Climate, and College & Career (for high schools only) domains.

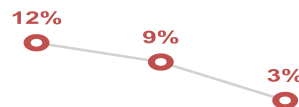


113rd  
out of 140

29th  
out of 46

### Achievement: 3% Intervene

The Achievement domain measures performance on standardized assessments, including PSSA, Keystone Exams, ACCESS for ELLs, and reading assessments.

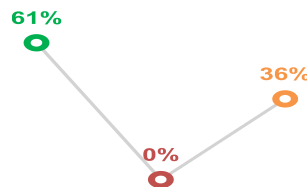


123rd  
out of 140

33rd  
out of 46

### Progress: 36% Watch

The Progress domain measures growth on standardized assessments and progress towards graduation (for high schools only).

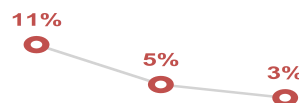


72nd  
out of 125

21st  
out of 39

### Climate: 3% Intervene

The Climate domain measures school climate and student and parent/guardian engagement.



138th  
out of 139

44th  
out of 45



## Martha Washington School

Governance District  
 Address 766 N. 44th St.  
 Philadelphia, PA 19104  
 Phone/Fax 215-823-8203 / 215-823-8292  
 Website [www.philasd.org/schools/marthawashington](http://www.philasd.org/schools/marthawashington)

Report Type K8 School  
 Enrollment 467  
 Grade Range K-8  
 Admissions Category Neighborhood  
 Turnaround Model N/A

### Performance Tiers

■ INTERVENE (0-24%) ■ WATCH (25-49%) ■ REINFORCE (50-74%) ■ MODEL (75-100%)

2012-13 2013-14 2014-15 CITY RANK PEER RANK

### OVERALL: 22% INTERVENE

A school's overall score represents its combined performance on the Achievement, Progress, Climate, and College & Career (for high schools only) domains.

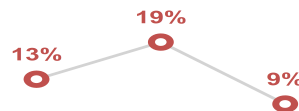


89th  
out of 140

16th  
out of 46

### Achievement: 9% Intervene

The Achievement domain measures performance on standardized assessments, including PSSA, Keystone Exams, ACCESS for ELLs, and reading assessments.

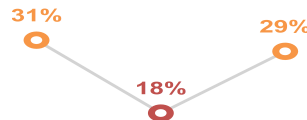


85th  
out of 140

14th  
out of 46

### Progress: 29% Watch

The Progress domain measures growth on standardized assessments and progress towards graduation (for high schools only).

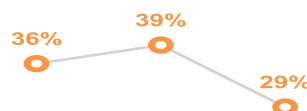


80th  
out of 125

24th  
out of 39

### Climate: 29% Watch

The Climate domain measures school climate and student and parent/guardian engagement.



92nd  
out of 139

18th  
out of 45

## Penrose School

Governance District  
Address 2515 S. 78th St.  
Philadelphia, PA 19153  
Phone/Fax 215-492-6455 / 215-492-6985  
Website www.philasd.org/schools/penrose

Report Type K8 School  
Enrollment 620  
Grade Range K-8  
Admissions Category Neighborhood  
Turnaround Model N/A

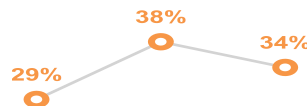
### Performance Tiers

■ INTERVENE (0-24%) ■ WATCH (25-49%) ■ REINFORCE (50-74%) ■ MODEL (75-100%)

2012-13 2013-14 2014-15 CITY RANK PEER RANK

### OVERALL: 34% WATCH

A school's overall score represents its combined performance on the Achievement, Progress, Climate, and College & Career (for high schools only) domains.

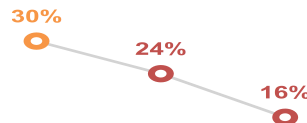


64th  
out of 140

18th  
out of 29

### Achievement: 16% Intervene

The Achievement domain measures performance on standardized assessments, including PSSA, Keystone Exams, ACCESS for ELLs, and reading assessments.

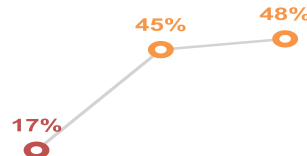


57th  
out of 140

16th  
out of 29

### Progress: 48% Watch

The Progress domain measures growth on standardized assessments and progress towards graduation (for high schools only).

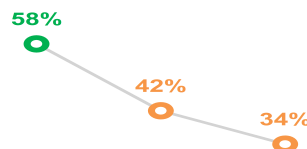


43rd  
out of 125

7th  
out of 24

### Climate: 34% Watch

The Climate domain measures school climate and student and parent/guardian engagement.



86th  
out of 139

23rd  
out of 29

## Add B. Anderson School

Governance District  
Address 1034 S. 60th St.  
Philadelphia, PA 19143  
Phone/Fax 215-471-2903 / 215-471-6718  
Website www.philasd.org/schools/anderson

Report Type K8 School  
Enrollment 521  
Grade Range K-8  
Admissions Category Neighborhood  
Turnaround Model N/A

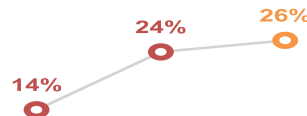
### Performance Tiers

■ INTERVENE (0-24%) ■ WATCH (25-49%) ■ REINFORCE (50-74%) ■ MODEL (75-100%)

	2012-13	2013-14	2014-15	CITY RANK	PEER RANK
--	---------	---------	---------	-----------	-----------

### OVERALL: 26% WATCH

A school's overall score represents its combined performance on the Achievement, Progress, Climate, and College & Career (for high schools only) domains.

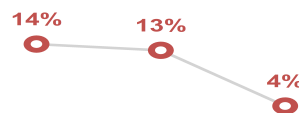


81st  
out of 140

14th  
out of 46

### Achievement: 4% Intervene

The Achievement domain measures performance on standardized assessments, including PSSA, Keystone Exams, ACCESS for ELLs, and reading assessments.

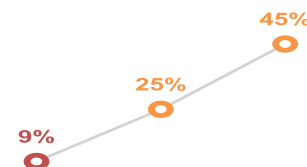


109th  
out of 140

22nd  
out of 46

### Progress: 45% Watch

The Progress domain measures growth on standardized assessments and progress towards graduation (for high schools only).

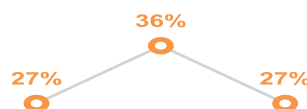


47th  
out of 125

10th  
out of 39

### Climate: 27% Watch

The Climate domain measures school climate and student and parent/guardian engagement.



95th  
out of 139

19th  
out of 45

## Alain Locke School

Governance District  
 Address 4550 Haverford Ave.  
 Philadelphia, PA 19139  
 Phone/Fax 215-823-8202 / 215-823-5721  
 Website [www.philasd.org/schools/locke](http://www.philasd.org/schools/locke)

Report Type K8 School  
 Enrollment 457  
 Grade Range K-8  
 Admissions Category Neighborhood  
 Turnaround Model N/A

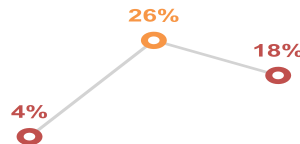
### Performance Tiers

■ INTERVENE (0-24%) ■ WATCH (25-49%) ■ REINFORCE (50-74%) ■ MODEL (75-100%)

	2012-13	2013-14	2014-15	CITY RANK	PEER RANK
--	---------	---------	---------	-----------	-----------

### OVERALL: 18% INTERVENE

A school's overall score represents its combined performance on the Achievement, Progress, Climate, and College & Career (for high schools only) domains.



107th  
out of 140

18th  
out of 25

### Achievement: 5% Intervene

The Achievement domain measures performance on standardized assessments, including PSSA, Keystone Exams, ACCESS for ELLs, and reading assessments.

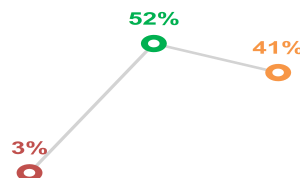


108th  
out of 140

20th  
out of 25

### Progress: 41% Watch

The Progress domain measures growth on standardized assessments and progress towards graduation (for high schools only).



61st  
out of 125

12th  
out of 25

### Climate: 8% Intervene

The Climate domain measures school climate and student and parent/guardian engagement.



124th  
out of 139

23rd  
out of 25

## Rudolph Blankenburg School

Governance District  
Address 4600 W. Girard Ave.  
Philadelphia, PA 19131  
Phone/Fax 215-581-5505 / 215-581-5922  
Website www.philasd.org/schools/blankenburg

Report Type K8 School  
Enrollment 487  
Grade Range K-8  
Admissions Category Neighborhood  
Turnaround Model N/A

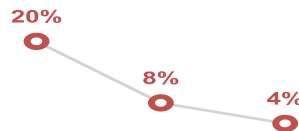
### Performance Tiers

■ INTERVENE (0-24%) ■ WATCH (25-49%) ■ REINFORCE (50-74%) ■ MODEL (75-100%)

2012-13 2013-14 2014-15 CITY RANK PEER RANK

### OVERALL: 4% INTERVENE

A school's overall score represents its combined performance on the Achievement, Progress, Climate, and College & Career (for high schools only) domains.

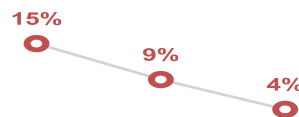


137th  
out of 140

43rd  
out of 46

### Achievement: 4% Intervene

The Achievement domain measures performance on standardized assessments, including PSSA, Keystone Exams, ACCESS for ELLs, and reading assessments.




111st  
out of 140

23rd  
out of 46

### Progress: 3% Intervene

The Progress domain measures growth on standardized assessments and progress towards graduation (for high schools only).

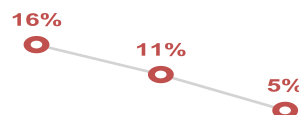


116th  
out of 125

35th  
out of 39

### Climate: 5% Intervene

The Climate domain measures school climate and student and parent/guardian engagement.



132nd  
out of 139

38th  
out of 45

## D. Newlin Fell School

Governance District  
 Address 900 W. Oregon Ave.  
 Philadelphia, PA 19148  
 Phone/Fax 215-952-6237 / 215-952-6239  
 Website www.philasd.org/schools/dnfell

Report Type K8 School  
 Enrollment 554  
 Grade Range K-8  
 Admissions Category Neighborhood  
 Turnaround Model N/A

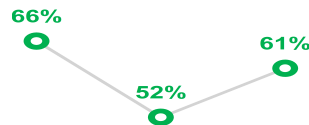
### Performance Tiers

■ INTERVENE (0-24%) ■ WATCH (25-49%) ■ REINFORCE (50-74%) ■ MODEL (75-100%)

	2012-13	2013-14	2014-15	CITY RANK	PEER RANK
--	---------	---------	---------	-----------	-----------

### OVERALL: 61% REINFORCE

A school's overall score represents its combined performance on the Achievement, Progress, Climate, and College & Career (for high schools only) domains.

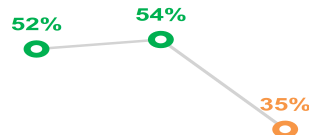


10th  
out of 140

4th  
out of 9

### Achievement: 35% Watch

The Achievement domain measures performance on standardized assessments, including PSSA, Keystone Exams, ACCESS for ELLs, and reading assessments.

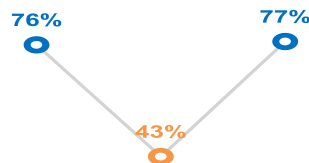


20th  
out of 140

4th  
out of 9

### Progress: 77% Model

The Progress domain measures growth on standardized assessments and progress towards graduation (for high schools only).

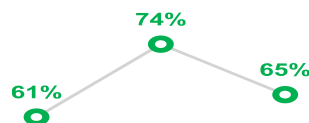


10th  
out of 125

4th  
out of 9

### Climate: 65% Reinforce

The Climate domain measures school climate and student and parent/guardian engagement.



36th  
out of 139

3rd  
out of 9

## Bache-Martin School

Governance District  
Address 2201 Brown St.  
Philadelphia, PA 19130  
Phone/Fax 215-684-5074 / 215-684-5446  
Website www.philasd.org/schools/bachemartin

Report Type K8 School  
Enrollment 427  
Grade Range K-8  
Admissions Category Neighborhood  
Turnaround Model N/A

### Performance Tiers

■ INTERVENE (0-24%) ■ WATCH (25-49%) ■ REINFORCE (50-74%) ■ MODEL (75-100%)

2012-13 2013-14 2014-15 CITY RANK PEER RANK

### OVERALL: 22% INTERVENE

A school's overall score represents its combined performance on the Achievement, Progress, Climate, and College & Career (for high schools only) domains.

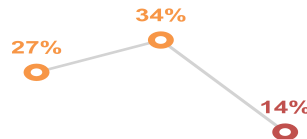


92nd  
out of 140

24th  
out of 29

### Achievement: 14% Intervene

The Achievement domain measures performance on standardized assessments, including PSSA, Keystone Exams, ACCESS for ELLs, and reading assessments.

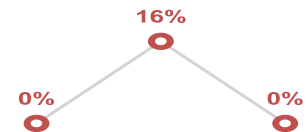


61st  
out of 140

17th  
out of 29

### Progress: 0% Intervene

The Progress domain measures growth on standardized assessments and progress towards graduation (for high schools only).

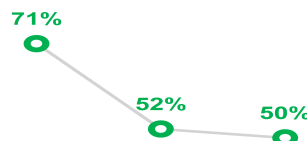


125th  
out of 125

24th  
out of 24

### Climate: 50% Reinforce

The Climate domain measures school climate and student and parent/guardian engagement.



66th  
out of 139

18th  
out of 29

## F. Amedee Bregy School

Governance District  
Address 1700 Bigler St.  
Philadelphia, PA 19145  
Phone/Fax 215-952-6218 / 215-952-0858  
Website www.philasd.org/schools/bregy

Report Type K8 School  
Enrollment 480  
Grade Range K-8  
Admissions Category Neighborhood  
Turnaround Model N/A

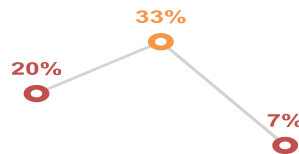
### Performance Tiers

■ INTERVENE (0-24%) ■ WATCH (25-49%) ■ REINFORCE (50-74%) ■ MODEL (75-100%)

2012-13 2013-14 2014-15 CITY RANK PEER RANK

### OVERALL: 7% INTERVENE

A school's overall score represents its combined performance on the Achievement, Progress, Climate, and College & Career (for high schools only) domains.

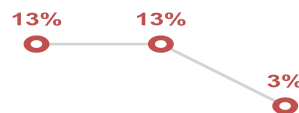


130th  
out of 140

11th  
out of 11

### Achievement: 3% Intervene

The Achievement domain measures performance on standardized assessments, including PSSA, Keystone Exams, ACCESS for ELLs, and reading assessments.

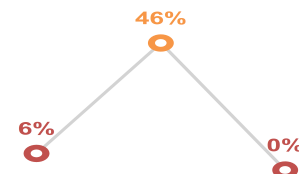


116th  
out of 140

11th  
out of 11

### Progress: 0% Intervene

The Progress domain measures growth on standardized assessments and progress towards graduation (for high schools only).

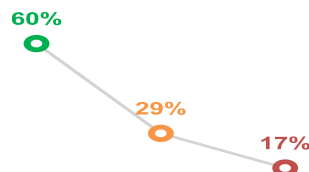


125th  
out of 125

11th  
out of 11

### Climate: 17% Intervene

The Climate domain measures school climate and student and parent/guardian engagement.



107th  
out of 139

10th  
out of 11



## 2014-2015 School Progress Report

### George W. Childs School

Governance District  
Address 1599 Wharton St.  
Philadelphia, PA 19146  
Phone/Fax 215-952-6213 / 215-952-6443  
Website www.philasd.org/schools/childs

Report Type K8 School  
Enrollment 598  
Grade Range K-8  
Admissions Category Neighborhood  
Turnaround Model N/A

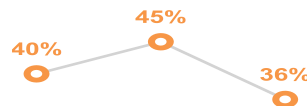
### Performance Tiers

■ INTERVENE (0-24%) ■ WATCH (25-49%) ■ REINFORCE (50-74%) ■ MODEL (75-100%)

2012-13 2013-14 2014-15 CITY RANK PEER RANK

### OVERALL: 36% WATCH

A school's overall score represents its combined performance on the Achievement, Progress, Climate, and College & Career (for high schools only) domains.

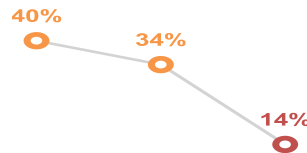


56th  
out of 140

8th  
out of 25

### Achievement: 14% Intervene

The Achievement domain measures performance on standardized assessments, including PSSA, Keystone Exams, ACCESS for ELLs, and reading assessments.

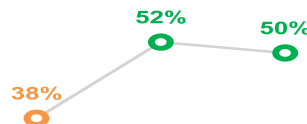


59th  
out of 140

4th  
out of 25

### Progress: 50% Reinforce

The Progress domain measures growth on standardized assessments and progress towards graduation (for high schools only).

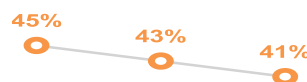


41st  
out of 125

9th  
out of 25

### Climate: 41% Watch

The Climate domain measures school climate and student and parent/guardian engagement.



75th  
out of 139

10th  
out of 25

## 2014-2015 School Progress Report

### General George A. McCall School

Governance District  
Address 325 S. 7th St.  
Philadelphia, PA 19106  
Phone/Fax 215-351-7350 / 215-351-7349  
Website [www.philasd.org/schools/mccall](http://www.philasd.org/schools/mccall)

Report Type K8 School  
Enrollment 687  
Grade Range K-8  
Admissions Category Neighborhood  
Turnaround Model N/A

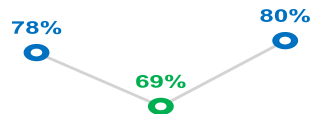
### Performance Tiers

■ INTERVENE (0-24%) ■ WATCH (25-49%) ■ REINFORCE (50-74%) ■ MODEL (75-100%)

	2012-13	2013-14	2014-15	CITY RANK	PEER RANK
--	---------	---------	---------	-----------	-----------

### OVERALL: 80% MODEL

A school's overall score represents its combined performance on the Achievement, Progress, Climate, and College & Career (for high schools only) domains.

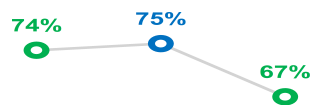


3rd  
out of 140

2nd  
out of 9

### Achievement: 67% Reinforce

The Achievement domain measures performance on standardized assessments, including PSSA, Keystone Exams, ACCESS for ELLs, and reading assessments.




5th  
out of 140

PEER LEADER  
out of 9

### Progress: 89% Model

The Progress domain measures growth on standardized assessments and progress towards graduation (for high schools only).

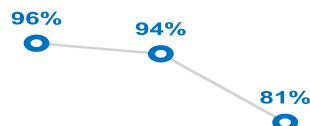


CITY LEADER  
out of 125

PEER LEADER  
out of 9

### Climate: 81% Model

The Climate domain measures school climate and student and parent/guardian engagement.



18th  
out of 139

2nd  
out of 9

## Delaplaine McDaniel School

Governance District  
Address 1801 S. 22nd St.  
Philadelphia, PA 19145  
Phone/Fax 215-952-6380 / 215-952-6379  
Website www.philasd.org/schools/mcdaniel

Report Type K8 School  
Enrollment 722  
Grade Range K-8  
Admissions Category Neighborhood  
Turnaround Model N/A

### Performance Tiers

■ INTERVENE (0-24%) ■ WATCH (25-49%) ■ REINFORCE (50-74%) ■ MODEL (75-100%)

2012-13 2013-14 2014-15 CITY RANK PEER RANK

### OVERALL: 19% INTERVENE

A school's overall score represents its combined performance on the Achievement, Progress, Climate, and College & Career (for high schools only) domains.



104th  
out of 140

24th  
out of 46

### Achievement: 2% Intervene

The Achievement domain measures performance on standardized assessments, including PSSA, Keystone Exams, ACCESS for ELLs, and reading assessments.

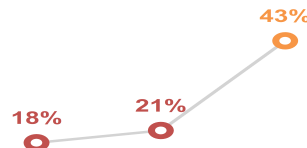


132nd  
out of 140

39th  
out of 46

### Progress: 43% Watch

The Progress domain measures growth on standardized assessments and progress towards graduation (for high schools only).

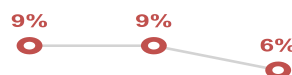


52nd  
out of 125

13th  
out of 39

### Climate: 6% Intervene

The Climate domain measures school climate and student and parent/guardian engagement.



129th  
out of 139

35th  
out of 45

## 2014-2015 School Progress Report

### William M. Meredith School

Governance District  
Address 725 S. 5th St.  
Philadelphia, PA 19147  
Phone/Fax 215-351-7360 / 215-351-7190  
Website [www.philasd.org/schools/meredith](http://www.philasd.org/schools/meredith)

Report Type K8 School  
Enrollment 563  
Grade Range K-8  
Admissions Category Neighborhood  
Turnaround Model N/A

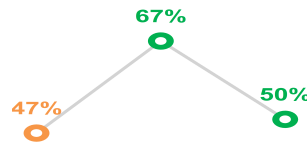
### Performance Tiers

■ INTERVENE (0-24%) ■ WATCH (25-49%) ■ REINFORCE (50-74%) ■ MODEL (75-100%)

2012-13 2013-14 2014-15 CITY RANK PEER RANK

### OVERALL: 50% REINFORCE

A school's overall score represents its combined performance on the Achievement, Progress, Climate, and College & Career (for high schools only) domains.

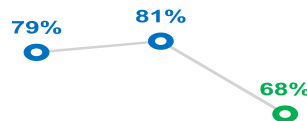


25th  
out of 140

8th  
out of 10

### Achievement: 68% Reinforce

The Achievement domain measures performance on standardized assessments, including PSSA, Keystone Exams, ACCESS for ELLs, and reading assessments.

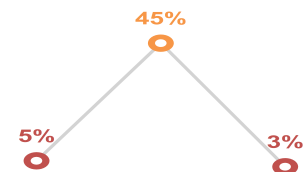


3rd  
out of 140

3rd  
out of 10

### Progress: 3% Intervene

The Progress domain measures growth on standardized assessments and progress towards graduation (for high schools only).

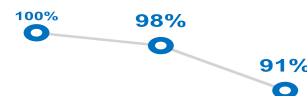


118th  
out of 125

10th  
out of 10

### Climate: 91% Model

The Climate domain measures school climate and student and parent/guardian engagement.



7th  
out of 139

5th  
out of 10

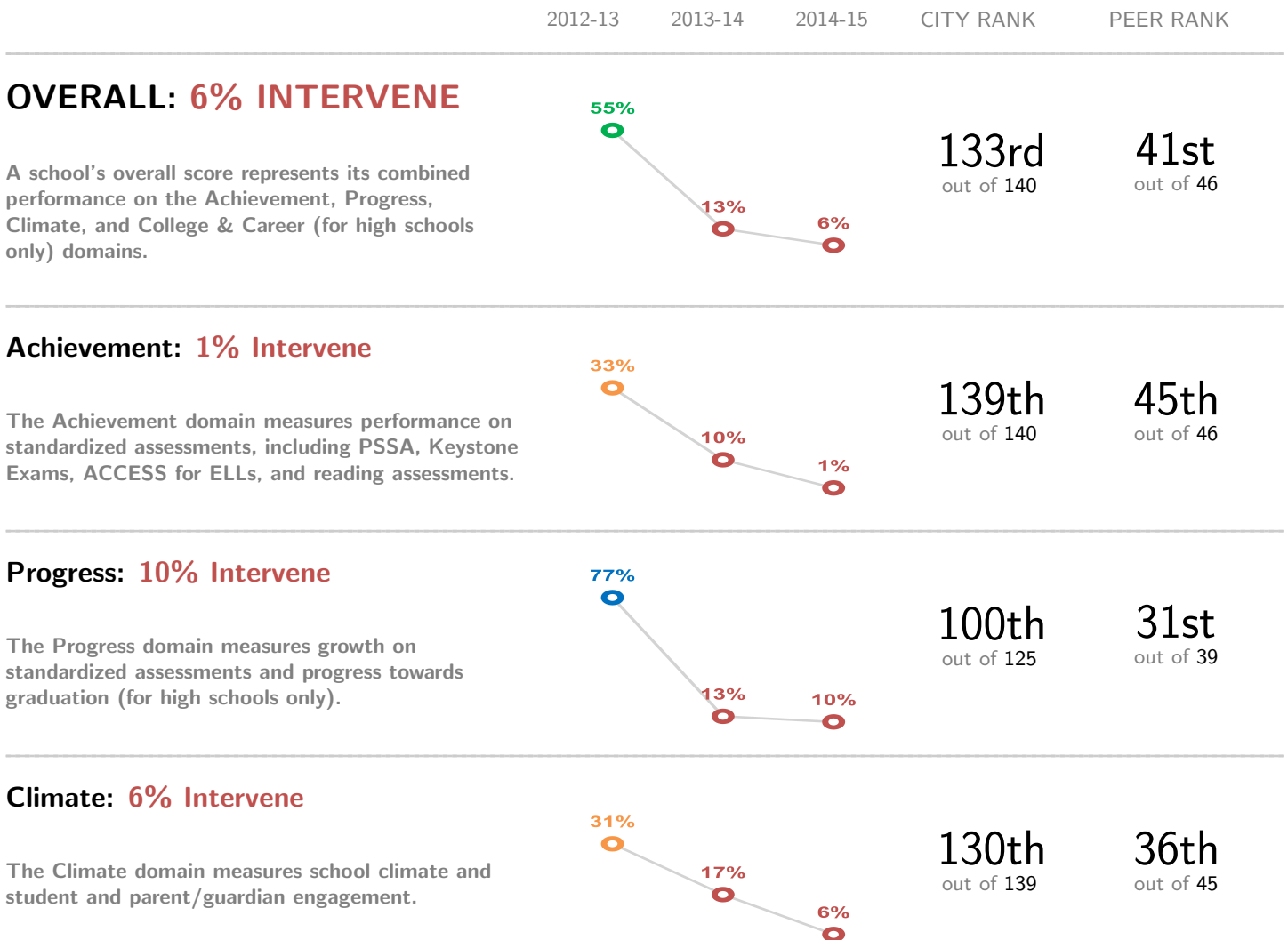
## Robert Morris School

Governance District  
Address 2600 W. Thompson St.  
Philadelphia, PA 19121  
Phone/Fax 215-684-5087 / 215-684-8881  
Website www.philasd.org/schools/morris

Report Type K8 School  
Enrollment 530  
Grade Range K-8  
Admissions Category Neighborhood  
Turnaround Model N/A

### Performance Tiers

■ INTERVENE (0-24%) ■ WATCH (25-49%) ■ REINFORCE (50-74%) ■ MODEL (75-100%)



## Edwin M. Stanton School

Governance District  
Address 1700 Christian St.  
Philadelphia, PA 19146  
Phone/Fax 215-875-3185 / 215-875-3711  
Website [www.philasd.org/schools/emstanton](http://www.philasd.org/schools/emstanton)

Report Type K8 School  
Enrollment 317  
Grade Range K-8  
Admissions Category Neighborhood  
Turnaround Model N/A

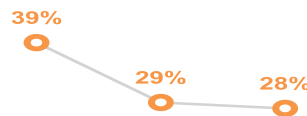
### Performance Tiers

■ INTERVENE (0-24%) ■ WATCH (25-49%) ■ REINFORCE (50-74%) ■ MODEL (75-100%)

2012-13 2013-14 2014-15 CITY RANK PEER RANK

### OVERALL: 28% WATCH

A school's overall score represents its combined performance on the Achievement, Progress, Climate, and College & Career (for high schools only) domains.

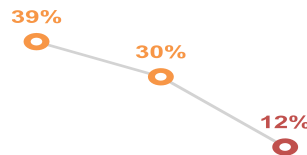


74th  
out of 140

10th  
out of 46

### Achievement: 12% Intervene

The Achievement domain measures performance on standardized assessments, including PSSA, Keystone Exams, ACCESS for ELLs, and reading assessments.

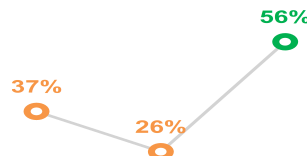


70th  
out of 140

9th  
out of 46

### Progress: 56% Reinforce

The Progress domain measures growth on standardized assessments and progress towards graduation (for high schools only).

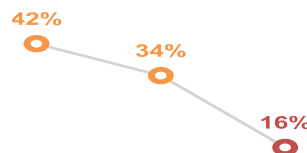


31st  
out of 125

6th  
out of 39

### Climate: 16% Intervene

The Climate domain measures school climate and student and parent/guardian engagement.



110th  
out of 139

24th  
out of 45

## 2014-2015 School Progress Report

### Albert M. Greenfield School

Governance District  
Address 2200 Chestnut St.  
Philadelphia, PA 19103  
Phone/Fax 215-299-3566 / 215-299-3567  
Website [www.centercityschools.com/Greenfield/](http://www.centercityschools.com/Greenfield/)

Report Type K8 School  
Enrollment 580  
Grade Range K-8  
Admissions Category Neighborhood  
Turnaround Model N/A

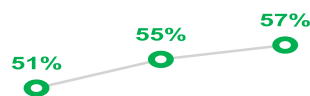
### Performance Tiers

■ INTERVENE (0-24%) ■ WATCH (25-49%) ■ REINFORCE (50-74%) ■ MODEL (75-100%)

2012-13 2013-14 2014-15 CITY RANK PEER RANK

### OVERALL: 57% REINFORCE

A school's overall score represents its combined performance on the Achievement, Progress, Climate, and College & Career (for high schools only) domains.

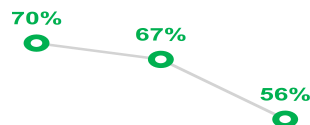


14th  
out of 140

6th  
out of 10

### Achievement: 56% Reinforce

The Achievement domain measures performance on standardized assessments, including PSSA, Keystone Exams, ACCESS for ELLs, and reading assessments.

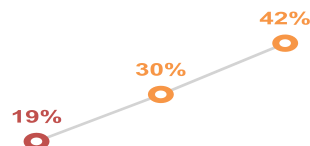


11th  
out of 140

8th  
out of 10

### Progress: 42% Watch

The Progress domain measures growth on standardized assessments and progress towards graduation (for high schools only).

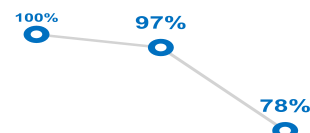


56th  
out of 125

6th  
out of 10

### Climate: 78% Model

The Climate domain measures school climate and student and parent/guardian engagement.



19th  
out of 139

10th  
out of 10

## 2014-2015 School Progress Report

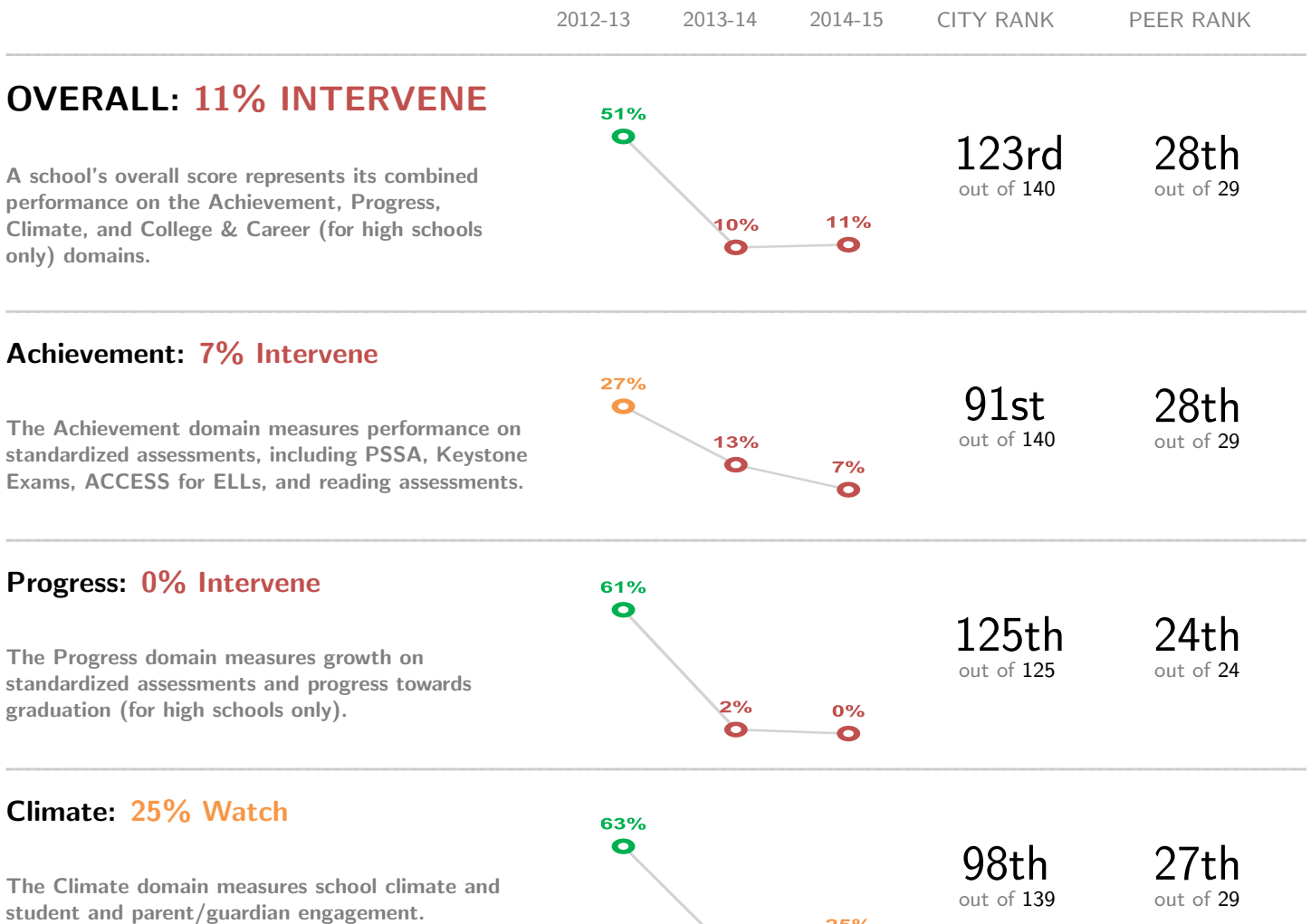
### Chester A. Arthur School

Governance District  
Address 2000 Catharine St.  
Philadelphia, PA 19146  
Phone/Fax 215-875-5774 / 215-875-8057  
Website www.philasd.org/schools/arthur

Report Type K8 School  
Enrollment 259  
Grade Range K-8  
Admissions Category Neighborhood  
Turnaround Model N/A

### Performance Tiers

■ INTERVENE (0-24%) ■ WATCH (25-49%) ■ REINFORCE (50-74%) ■ MODEL (75-100%)





## 2014-2015 School Progress Report

### Laura W. Waring School

Governance District  
Address 1801 Green St.  
Philadelphia, PA 19130  
Phone/Fax 215-684-5073 / 215-684-5479  
Website www.philasd.org/schools/waring

Report Type K8 School  
Enrollment 326  
Grade Range K-8  
Admissions Category Neighborhood  
Turnaround Model N/A

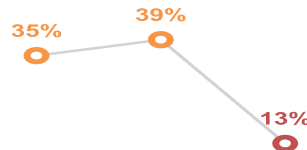
### Performance Tiers

■ INTERVENE (0-24%) ■ WATCH (25-49%) ■ REINFORCE (50-74%) ■ MODEL (75-100%)

2012-13 2013-14 2014-15 CITY RANK PEER RANK

### OVERALL: 13% INTERVENE

A school's overall score represents its combined performance on the Achievement, Progress, Climate, and College & Career (for high schools only) domains.

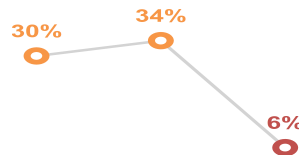


120th  
out of 140

34th  
out of 46

### Achievement: 6% Intervene

The Achievement domain measures performance on standardized assessments, including PSSA, Keystone Exams, ACCESS for ELLs, and reading assessments.

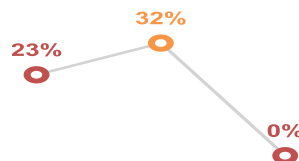


98th  
out of 140

20th  
out of 46

### Progress: 0% Intervene

The Progress domain measures growth on standardized assessments and progress towards graduation (for high schools only).

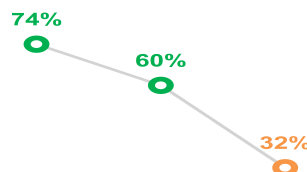


125th  
out of 125

39th  
out of 39

### Climate: 32% Watch

The Climate domain measures school climate and student and parent/guardian engagement.



89th  
out of 139

16th  
out of 45

## 2014-2015 School Progress Report

### Andrew Jackson School

Governance District  
Address 1213 S. 12th St.  
Philadelphia, PA 19147  
Phone/Fax 215-952-6223 / 215-952-6488  
Website [www.philasd.org/schools/jackson](http://www.philasd.org/schools/jackson)

Report Type K8 School  
Enrollment 463  
Grade Range K-8  
Admissions Category Neighborhood  
Turnaround Model N/A

### Performance Tiers

■ INTERVENE (0-24%) ■ WATCH (25-49%) ■ REINFORCE (50-74%) ■ MODEL (75-100%)

2012-13 2013-14 2014-15 CITY RANK PEER RANK

### OVERALL: 47% WATCH

A school's overall score represents its combined performance on the Achievement, Progress, Climate, and College & Career (for high schools only) domains.

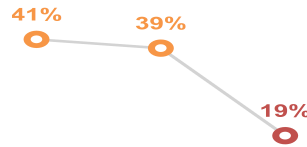


32nd  
out of 140

3rd  
out of 11

### Achievement: 19% Intervene

The Achievement domain measures performance on standardized assessments, including PSSA, Keystone Exams, ACCESS for ELLs, and reading assessments.

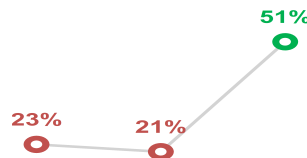


47th  
out of 140

4th  
out of 11

### Progress: 51% Reinforce

The Progress domain measures growth on standardized assessments and progress towards graduation (for high schools only).

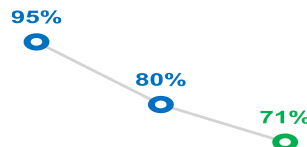


37th  
out of 125

PEER LEADER  
out of 11

### Climate: 71% Reinforce

The Climate domain measures school climate and student and parent/guardian engagement.



28th  
out of 139

2nd  
out of 11

## 2014-2015 School Progress Report

### Eliza B. Kirkbride School

Governance District  
Address 1501 S. 7th St.  
Philadelphia, PA 19147  
Phone/Fax 215-952-6214 / 215-952-6253  
Website www.philasd.org/schools/kirkbride

Report Type K8 School  
Enrollment 543  
Grade Range K-8  
Admissions Category Neighborhood  
Turnaround Model N/A

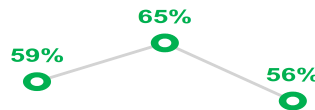
### Performance Tiers

■ INTERVENE (0-24%) ■ WATCH (25-49%) ■ REINFORCE (50-74%) ■ MODEL (75-100%)

2012-13 2013-14 2014-15 CITY RANK PEER RANK

### OVERALL: 56% REINFORCE

A school's overall score represents its combined performance on the Achievement, Progress, Climate, and College & Career (for high schools only) domains.

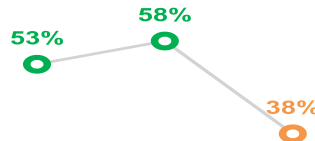


20th  
out of 140

PEER LEADER  
out of 11

### Achievement: 38% Watch

The Achievement domain measures performance on standardized assessments, including PSSA, Keystone Exams, ACCESS for ELLs, and reading assessments.

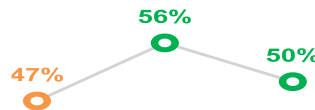


19th  
out of 140

PEER LEADER  
out of 11

### Progress: 50% Reinforce

The Progress domain measures growth on standardized assessments and progress towards graduation (for high schools only).

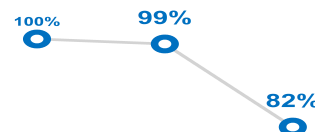


39th  
out of 125

3rd  
out of 11

### Climate: 82% Model

The Climate domain measures school climate and student and parent/guardian engagement.



16th  
out of 139

PEER LEADER  
out of 11

## 2014-2015 School Progress Report

### George W. Nebinger School

Governance District  
Address 601 Carpenter St.  
Philadelphia, PA 19147  
Phone/Fax 215-952-6202 / 215-952-6392  
Website [www.philasd.org/schools/nebinger](http://www.philasd.org/schools/nebinger)

Report Type K8 School  
Enrollment 335  
Grade Range K-8  
Admissions Category Neighborhood  
Turnaround Model N/A

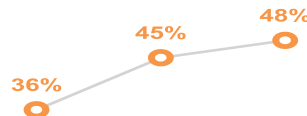
### Performance Tiers

■ INTERVENE (0-24%) ■ WATCH (25-49%) ■ REINFORCE (50-74%) ■ MODEL (75-100%)

2012-13 2013-14 2014-15 CITY RANK PEER RANK

### OVERALL: 48% WATCH

A school's overall score represents its combined performance on the Achievement, Progress, Climate, and College & Career (for high schools only) domains.



28th  
out of 140

2nd  
out of 25

### Achievement: 27% Watch

The Achievement domain measures performance on standardized assessments, including PSSA, Keystone Exams, ACCESS for ELLs, and reading assessments.

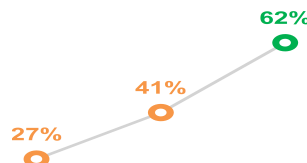


31st  
out of 140

PEER LEADER  
out of 25

### Progress: 62% Reinforce

The Progress domain measures growth on standardized assessments and progress towards graduation (for high schools only).

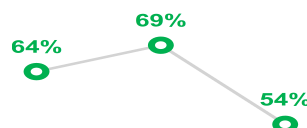


28th  
out of 125

8th  
out of 25

### Climate: 54% Reinforce

The Climate domain measures school climate and student and parent/guardian engagement.



56th  
out of 139

4th  
out of 25

## 2014-2015 School Progress Report

### George W. Sharswood School

Governance District  
Address 2300 S. 2nd St.  
Philadelphia, PA 19148  
Phone/Fax 215-952-6212 / 215-952-6405  
Website [www.philasd.org/schools/sharswood](http://www.philasd.org/schools/sharswood)

Report Type K8 School  
Enrollment 514  
Grade Range K-8  
Admissions Category Neighborhood  
Turnaround Model N/A

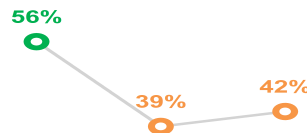
### Performance Tiers

■ INTERVENE (0-24%) ■ WATCH (25-49%) ■ REINFORCE (50-74%) ■ MODEL (75-100%)

2012-13 2013-14 2014-15 CITY RANK PEER RANK

### OVERALL: 42% WATCH

A school's overall score represents its combined performance on the Achievement, Progress, Climate, and College & Career (for high schools only) domains.

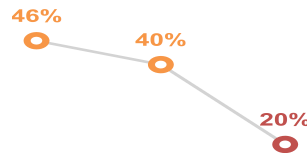


42nd  
out of 140

6th  
out of 9

### Achievement: 20% Intervene

The Achievement domain measures performance on standardized assessments, including PSSA, Keystone Exams, ACCESS for ELLs, and reading assessments.

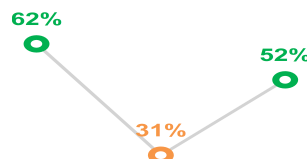


46th  
out of 140

8th  
out of 9

### Progress: 52% Reinforce

The Progress domain measures growth on standardized assessments and progress towards graduation (for high schools only).

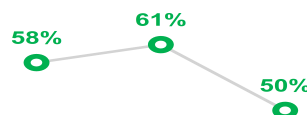


35th  
out of 125

5th  
out of 9

### Climate: 50% Reinforce

The Climate domain measures school climate and student and parent/guardian engagement.



64th  
out of 139

8th  
out of 9

## Southwark School

Governance District  
Address 1835 S. 9th St.  
Philadelphia, PA 19148  
Phone/Fax 215-952-8606 / 215-952-8670  
Website [www.philasd.org/schools/southwark/](http://www.philasd.org/schools/southwark/)

Report Type K8 School  
Enrollment 583  
Grade Range K-8  
Admissions Category Neighborhood  
Turnaround Model N/A

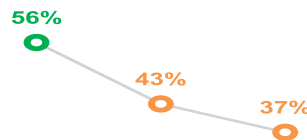
### Performance Tiers

■ INTERVENE (0-24%) ■ WATCH (25-49%) ■ REINFORCE (50-74%) ■ MODEL (75-100%)

2012-13 2013-14 2014-15 CITY RANK PEER RANK

### OVERALL: 37% WATCH

A school's overall score represents its combined performance on the Achievement, Progress, Climate, and College & Career (for high schools only) domains.

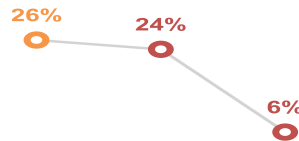


55th  
out of 140

6th  
out of 11

### Achievement: 6% Intervene

The Achievement domain measures performance on standardized assessments, including PSSA, Keystone Exams, ACCESS for ELLs, and reading assessments.

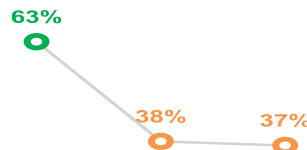


103rd  
out of 140

10th  
out of 11

### Progress: 37% Watch

The Progress domain measures growth on standardized assessments and progress towards graduation (for high schools only).

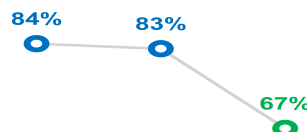


71st  
out of 125

5th  
out of 11

### Climate: 67% Reinforce

The Climate domain measures school climate and student and parent/guardian engagement.



33rd  
out of 139

4th  
out of 11

# John H. Taggart School

Governance District  
 Address 400 W. Porter St.  
 Philadelphia, PA 19148  
 Phone/Fax 215-952-6228 / 215-952-8502  
 Website www.philasd.org/schools/taggart

Report Type K8 School  
 Enrollment 420  
 Grade Range K-8  
 Admissions Category Neighborhood  
 Turnaround Model N/A

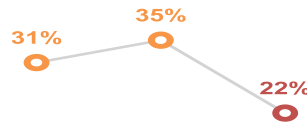
## Performance Tiers

■ INTERVENE (0-24%) ■ WATCH (25-49%) ■ REINFORCE (50-74%) ■ MODEL (75-100%)

2012-13 2013-14 2014-15 CITY RANK PEER RANK

## OVERALL: 22% INTERVENE

A school's overall score represents its combined performance on the Achievement, Progress, Climate, and College & Career (for high schools only) domains.

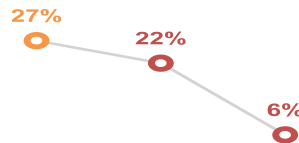


94th  
out of 140

9th  
out of 9

## Achievement: 6% Intervene

The Achievement domain measures performance on standardized assessments, including PSSA, Keystone Exams, ACCESS for ELLs, and reading assessments.

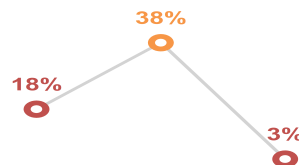


100th  
out of 140

9th  
out of 9

## Progress: 3% Intervene

The Progress domain measures growth on standardized assessments and progress towards graduation (for high schools only).

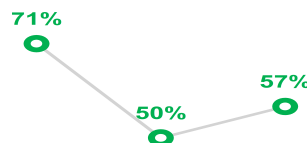


119th  
out of 125

9th  
out of 9

## Climate: 57% Reinforce

The Climate domain measures school climate and student and parent/guardian engagement.



52nd  
out of 139

5th  
out of 9

## Vare-Washington School

Governance District  
Address 1198 S. 5th St.  
Philadelphia, PA 19147  
Phone/Fax 215-952-8620 / 215-952-8508  
Website www.philasd.org/schools/avare

Report Type K8 School  
Enrollment 380  
Grade Range K-8  
Admissions Category Neighborhood  
Turnaround Model N/A

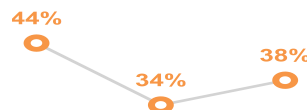
### Performance Tiers

■ INTERVENE (0-24%) ■ WATCH (25-49%) ■ REINFORCE (50-74%) ■ MODEL (75-100%)

2012-13 2013-14 2014-15 CITY RANK PEER RANK

### OVERALL: 38% WATCH

A school's overall score represents its combined performance on the Achievement, Progress, Climate, and College & Career (for high schools only) domains.

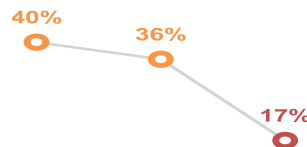


51st  
out of 140

5th  
out of 11

### Achievement: 17% Intervene

The Achievement domain measures performance on standardized assessments, including PSSA, Keystone Exams, ACCESS for ELLs, and reading assessments.

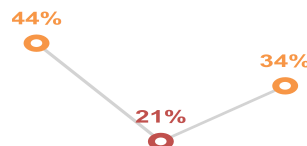


49th  
out of 140

5th  
out of 11

### Progress: 34% Watch

The Progress domain measures growth on standardized assessments and progress towards graduation (for high schools only).

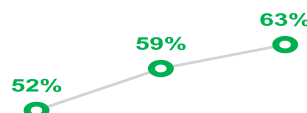


74th  
out of 125

6th  
out of 11

### Climate: 63% Reinforce

The Climate domain measures school climate and student and parent/guardian engagement.



39th  
out of 139

5th  
out of 11



## 2014-2015 School Progress Report

### James G. Blaine School

Governance District  
Address 3001 W. Berks St.  
Philadelphia, PA 19121  
Phone/Fax 215-684-5085 / 215-684-8858  
Website [www.philasd.org/schools/blaine](http://www.philasd.org/schools/blaine)

Report Type K8 School  
Enrollment 424  
Grade Range K-8  
Admissions Category Neighborhood  
Turnaround Model District Transformation

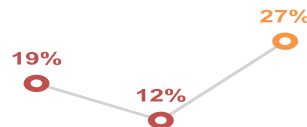
### Performance Tiers

■ INTERVENE (0-24%) ■ WATCH (25-49%) ■ REINFORCE (50-74%) ■ MODEL (75-100%)

2012-13 2013-14 2014-15 CITY RANK PEER RANK

### OVERALL: 27% WATCH

A school's overall score represents its combined performance on the Achievement, Progress, Climate, and College & Career (for high schools only) domains.

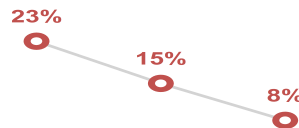


75th  
out of 140

11th  
out of 46

### Achievement: 8% Intervene

The Achievement domain measures performance on standardized assessments, including PSSA, Keystone Exams, ACCESS for ELLs, and reading assessments.

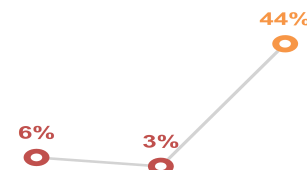


87th  
out of 140

16th  
out of 46

### Progress: 44% Watch

The Progress domain measures growth on standardized assessments and progress towards graduation (for high schools only).

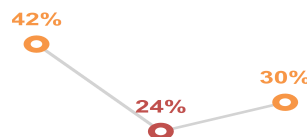


48th  
out of 125

11th  
out of 39

### Climate: 30% Watch

The Climate domain measures school climate and student and parent/guardian engagement.



90th  
out of 139

17th  
out of 45

## William Dick School

Governance District  
Address 2498 W. Diamond St.  
Philadelphia, PA 19121  
Phone/Fax 215-684-5081 / 215-684-8995  
Website www.philasd.org/schools/dick

Report Type K8 School  
Enrollment 556  
Grade Range K-8  
Admissions Category Neighborhood  
Turnaround Model N/A

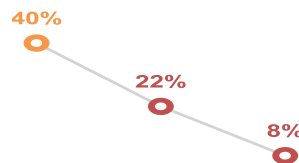
### Performance Tiers

■ INTERVENE (0-24%) ■ WATCH (25-49%) ■ REINFORCE (50-74%) ■ MODEL (75-100%)

	2012-13	2013-14	2014-15	CITY RANK	PEER RANK
--	---------	---------	---------	-----------	-----------

### OVERALL: 8% INTERVENE

A school's overall score represents its combined performance on the Achievement, Progress, Climate, and College & Career (for high schools only) domains.

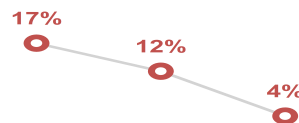


127th  
out of 140

38th  
out of 46

### Achievement: 4% Intervene

The Achievement domain measures performance on standardized assessments, including PSSA, Keystone Exams, ACCESS for ELLs, and reading assessments.

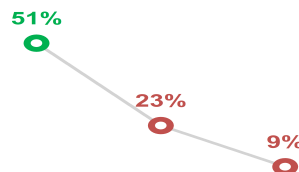


112nd  
out of 140

24th  
out of 46

### Progress: 9% Intervene

The Progress domain measures growth on standardized assessments and progress towards graduation (for high schools only).

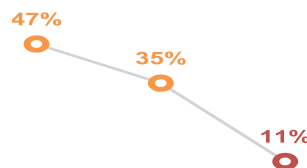


102nd  
out of 125

32nd  
out of 39

### Climate: 11% Intervene

The Climate domain measures school climate and student and parent/guardian engagement.



120th  
out of 139

30th  
out of 45

## Edward Heston School

Governance District  
Address 1621 N. 54th St.  
Philadelphia, PA 19131  
Phone/Fax 215-581-5514 / 215-581-5724  
Website www.philasd.org/schools/heston

Report Type K8 School  
Enrollment 481  
Grade Range K-8  
Admissions Category Neighborhood  
Turnaround Model N/A

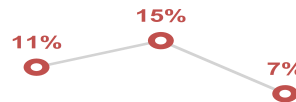
### Performance Tiers

■ INTERVENE (0-24%) ■ WATCH (25-49%) ■ REINFORCE (50-74%) ■ MODEL (75-100%)

2012-13 2013-14 2014-15 CITY RANK PEER RANK

### OVERALL: 7% INTERVENE

A school's overall score represents its combined performance on the Achievement, Progress, Climate, and College & Career (for high schools only) domains.

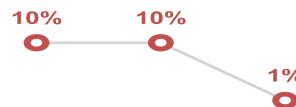


131st  
out of 140

39th  
out of 46

### Achievement: 1% Intervene

The Achievement domain measures performance on standardized assessments, including PSSA, Keystone Exams, ACCESS for ELLs, and reading assessments.



135th  
out of 140

41st  
out of 46

### Progress: 15% Intervene

The Progress domain measures growth on standardized assessments and progress towards graduation (for high schools only).



97th  
out of 125

28th  
out of 39

### Climate: 4% Intervene

The Climate domain measures school climate and student and parent/guardian engagement.



134th  
out of 139

40th  
out of 45

## 2014-2015 School Progress Report

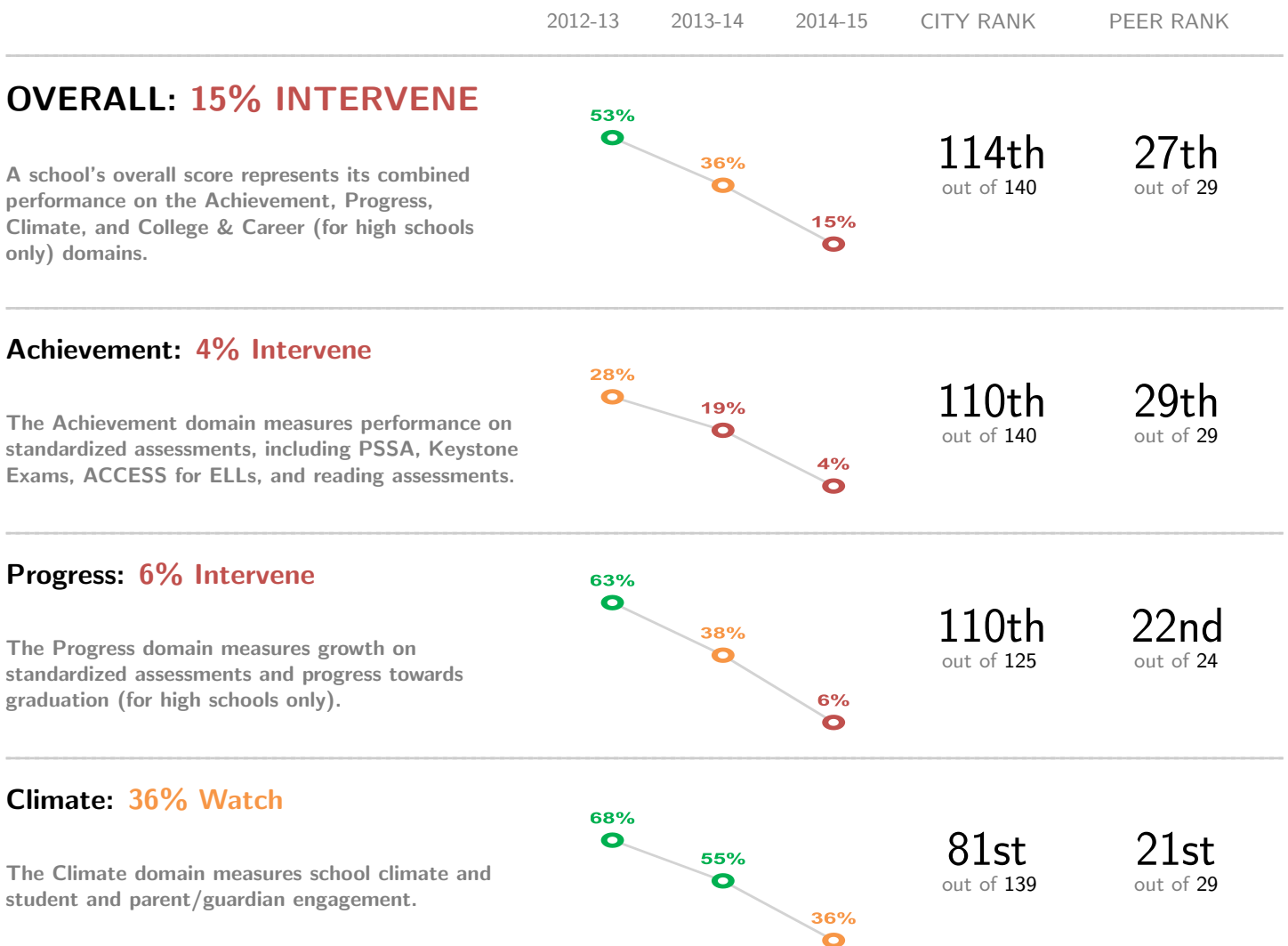
### Robert E. Lamberton School

Governance District  
Address 7501 Woodbine Ave.  
Philadelphia, PA 19151  
Phone/Fax 215-581-5650 / 215-581-3403  
Website [www.philasd.org/schools/lamberton](http://www.philasd.org/schools/lamberton)

Report Type K8 School  
Enrollment 518  
Grade Range K-8  
Admissions Category Neighborhood  
Turnaround Model N/A

### Performance Tiers

■ INTERVENE (0-24%) ■ WATCH (25-49%) ■ REINFORCE (50-74%) ■ MODEL (75-100%)



## E. Washington Rhodes School

Governance District  
Address 2900 W. Clearfield St.  
Philadelphia, PA 19132  
Phone/Fax 215-227-4402 / 215-227-4926  
Website [www.philasd.org/schools/rhodes-elementary](http://www.philasd.org/schools/rhodes-elementary)

Report Type K8 School  
Enrollment 585  
Grade Range K-8  
Admissions Category Neighborhood  
Turnaround Model N/A

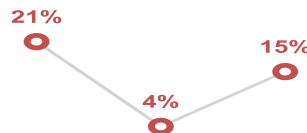
### Performance Tiers

■ INTERVENE (0-24%) ■ WATCH (25-49%) ■ REINFORCE (50-74%) ■ MODEL (75-100%)

	2012-13	2013-14	2014-15	CITY RANK	PEER RANK
--	---------	---------	---------	-----------	-----------

### OVERALL: 15% INTERVENE

A school's overall score represents its combined performance on the Achievement, Progress, Climate, and College & Career (for high schools only) domains.



115th  
out of 140

30th  
out of 46

### Achievement: 3% Intervene

The Achievement domain measures performance on standardized assessments, including PSSA, Keystone Exams, ACCESS for ELLs, and reading assessments.




118th  
out of 140

29th  
out of 46

### Progress: 32% Watch

The Progress domain measures growth on standardized assessments and progress towards graduation (for high schools only).



76th  
out of 125

23rd  
out of 39

### Climate: 4% Intervene

The Climate domain measures school climate and student and parent/guardian engagement.



135th  
out of 139

41st  
out of 45

## Dr. Ethel Allen School

Governance District  
 Address 3200 W. Lehigh Ave.  
 Philadelphia, PA 19132  
 Phone/Fax 215-227-4404 / 215-227-2971  
 Website www.philasd.org/schools/ethelallen

Report Type K8 School  
 Enrollment 581  
 Grade Range K-8  
 Admissions Category Neighborhood  
 Turnaround Model Promise Academy

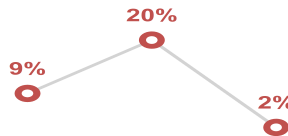
### Performance Tiers

■ INTERVENE (0-24%) ■ WATCH (25-49%) ■ REINFORCE (50-74%) ■ MODEL (75-100%)

	2012-13	2013-14	2014-15	CITY RANK	PEER RANK
--	---------	---------	---------	-----------	-----------

### OVERALL: 2% INTERVENE

A school's overall score represents its combined performance on the Achievement, Progress, Climate, and College & Career (for high schools only) domains.

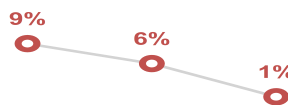


140th  
out of 140

46th  
out of 46

### Achievement: 1% Intervene

The Achievement domain measures performance on standardized assessments, including PSSA, Keystone Exams, ACCESS for ELLs, and reading assessments.

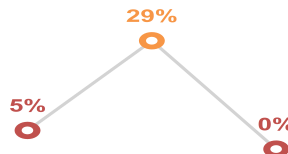


138th  
out of 140

44th  
out of 46

### Progress: 0% Intervene

The Progress domain measures growth on standardized assessments and progress towards graduation (for high schools only).

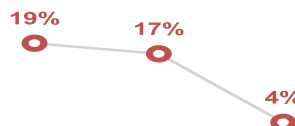


123rd  
out of 125

38th  
out of 39

### Climate: 4% Intervene

The Climate domain measures school climate and student and parent/guardian engagement.



133rd  
out of 139

39th  
out of 45

# Tanner G. Duckrey School

Governance District  
Address 1501 W. Diamond St.  
Philadelphia, PA 19121  
Phone/Fax 215-684-5066 / 215-684-8927  
Website www.philasd.org/schools/duckrey

Report Type K8 School  
Enrollment 605  
Grade Range K-8  
Admissions Category Neighborhood  
Turnaround Model N/A

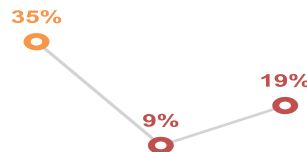
## Performance Tiers

■ INTERVENE (0-24%) ■ WATCH (25-49%) ■ REINFORCE (50-74%) ■ MODEL (75-100%)

	2012-13	2013-14	2014-15	CITY RANK	PEER RANK
--	---------	---------	---------	-----------	-----------

## OVERALL: 19% INTERVENE

A school's overall score represents its combined performance on the Achievement, Progress, Climate, and College & Career (for high schools only) domains.

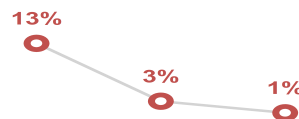


105th  
out of 140

25th  
out of 46

## Achievement: 1% Intervene

The Achievement domain measures performance on standardized assessments, including PSSA, Keystone Exams, ACCESS for ELLs, and reading assessments.



137th  
out of 140

43rd  
out of 46

## Progress: 43% Watch

The Progress domain measures growth on standardized assessments and progress towards graduation (for high schools only).

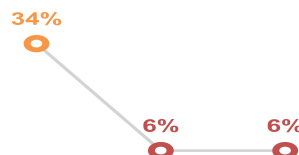


49th  
out of 125

12th  
out of 39

## Climate: 6% Intervene

The Climate domain measures school climate and student and parent/guardian engagement.



131st  
out of 139

37th  
out of 45

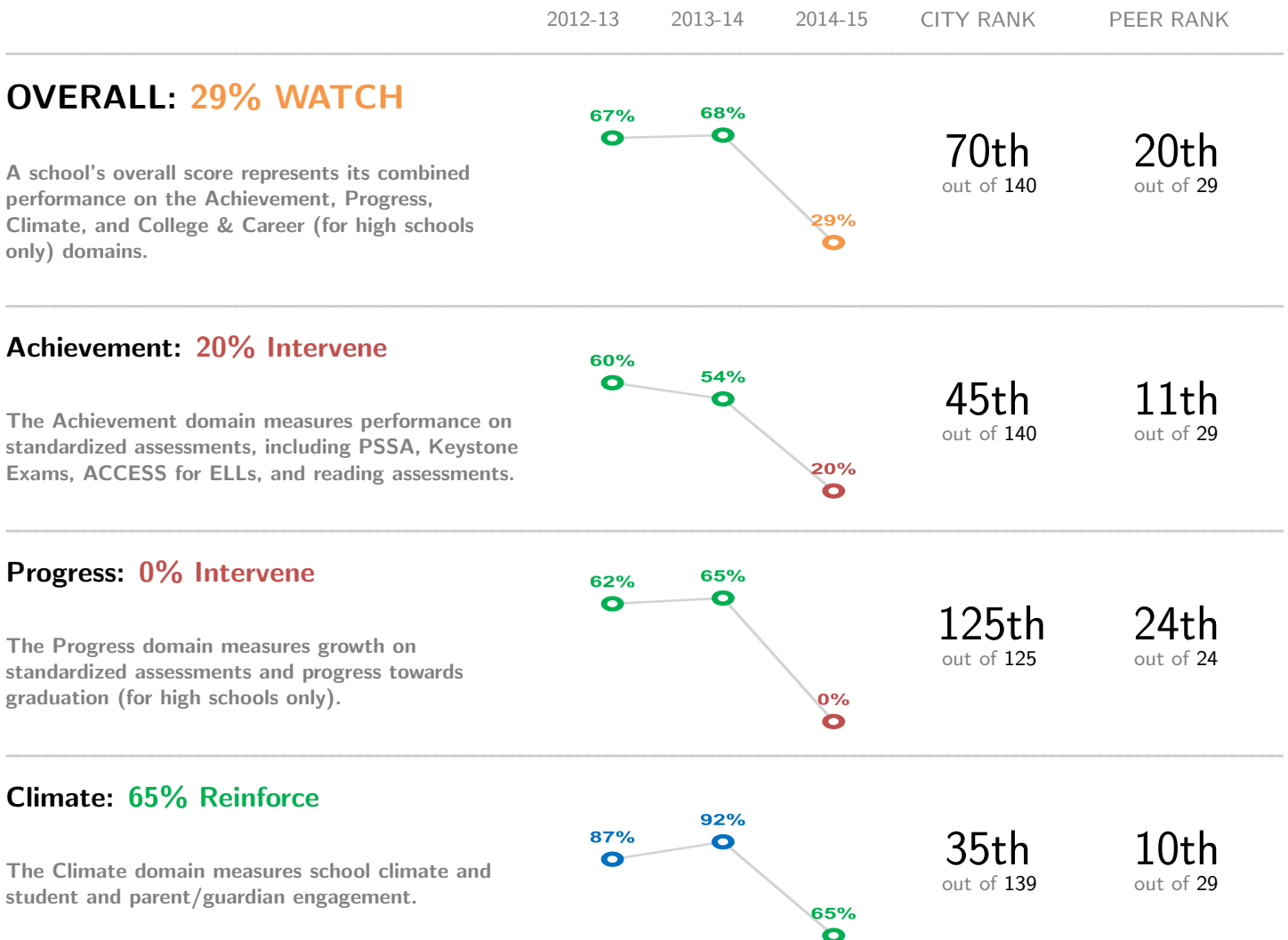
## Overbrook Educational Center

Governance District  
Address 6722 Lansdowne Ave.  
Philadelphia, PA 19151  
Phone/Fax 215-581-5890 / 215-581-5677  
Website www.philasd.org/schools/oec

Report Type K8 School  
Enrollment 243  
Grade Range K-8  
Admissions Category Citywide  
Turnaround Model N/A

### Performance Tiers

■ INTERVENE (0-24%) ■ WATCH (25-49%) ■ REINFORCE (50-74%) ■ MODEL (75-100%)





## 2014-2015 School Progress Report

### Edward Gideon School

Governance District  
Address 2817 W. Glenwood Ave.  
Philadelphia, PA 19121  
Phone/Fax 215-684-5072 / 215-684-8917  
Website www.philasd.org/schools/gideon

Report Type K8 School  
Enrollment 353  
Grade Range K-8  
Admissions Category Neighborhood  
Turnaround Model N/A

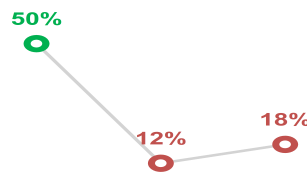
### Performance Tiers

■ INTERVENE (0-24%) ■ WATCH (25-49%) ■ REINFORCE (50-74%) ■ MODEL (75-100%)

2012-13 2013-14 2014-15 CITY RANK PEER RANK

### OVERALL: 18% INTERVENE

A school's overall score represents its combined performance on the Achievement, Progress, Climate, and College & Career (for high schools only) domains.

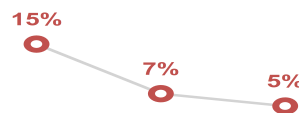


109th  
out of 140

27th  
out of 46

### Achievement: 5% Intervene

The Achievement domain measures performance on standardized assessments, including PSSA, Keystone Exams, ACCESS for ELLs, and reading assessments.

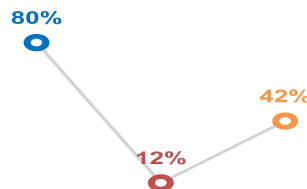


107th  
out of 140

21st  
out of 46

### Progress: 42% Watch

The Progress domain measures growth on standardized assessments and progress towards graduation (for high schools only).




54th  
out of 125

15th  
out of 39

### Climate: 7% Intervene

The Climate domain measures school climate and student and parent/guardian engagement.



126th  
out of 139

34th  
out of 45

## William D. Kelley School

Governance District  
Address 1601 N. 28th St.  
Philadelphia, PA 19121  
Phone/Fax 215-684-5071 / 215-684-5179  
Website www.philasd.org/schools/kelley

Report Type K8 School  
Enrollment 431  
Grade Range K-8  
Admissions Category Neighborhood  
Turnaround Model District Transformation

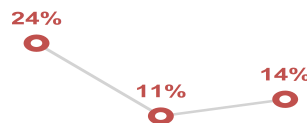
### Performance Tiers

■ INTERVENE (0-24%) ■ WATCH (25-49%) ■ REINFORCE (50-74%) ■ MODEL (75-100%)

2012-13 2013-14 2014-15 CITY RANK PEER RANK

### OVERALL: 14% INTERVENE

A school's overall score represents its combined performance on the Achievement, Progress, Climate, and College & Career (for high schools only) domains.

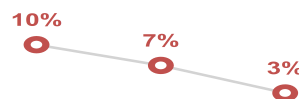


119th  
out of 140

33rd  
out of 46

### Achievement: 3% Intervene

The Achievement domain measures performance on standardized assessments, including PSSA, Keystone Exams, ACCESS for ELLs, and reading assessments.

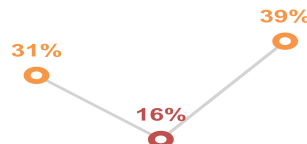


121st  
out of 140

31st  
out of 46

### Progress: 39% Watch

The Progress domain measures growth on standardized assessments and progress towards graduation (for high schools only).

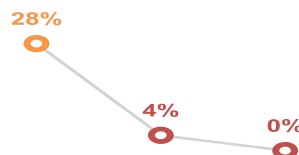


68th  
out of 125

18th  
out of 39

### Climate: 0% Intervene

The Climate domain measures school climate and student and parent/guardian engagement.



139th  
out of 139

45th  
out of 45

## General George G. Meade School

Governance District  
Address 1600 N. 18th St.  
Philadelphia, PA 19121  
Phone/Fax 215-684-5062 / 215-684-7006  
Website www.philasd.org/schools/meade

Report Type K8 School  
Enrollment 366  
Grade Range K-8  
Admissions Category Neighborhood  
Turnaround Model N/A

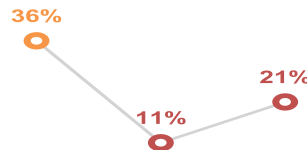
### Performance Tiers

■ INTERVENE (0-24%) ■ WATCH (25-49%) ■ REINFORCE (50-74%) ■ MODEL (75-100%)

2012-13 2013-14 2014-15 CITY RANK PEER RANK

### OVERALL: 21% INTERVENE

A school's overall score represents its combined performance on the Achievement, Progress, Climate, and College & Career (for high schools only) domains.

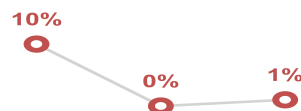


95th  
out of 140

18th  
out of 46

### Achievement: 1% Intervene

The Achievement domain measures performance on standardized assessments, including PSSA, Keystone Exams, ACCESS for ELLs, and reading assessments.



136th  
out of 140

42nd  
out of 46

### Progress: 56% Reinforce

The Progress domain measures growth on standardized assessments and progress towards graduation (for high schools only).

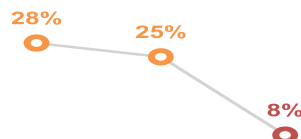


32nd  
out of 125

7th  
out of 39

### Climate: 8% Intervene

The Climate domain measures school climate and student and parent/guardian engagement.



125th  
out of 139

33rd  
out of 45

## Julia de Burgos School

Governance District  
Address 401 W. Lehigh Ave.  
Philadelphia, PA 19133  
Phone/Fax 215-291-4065 / 215-291-4084  
Website www.philasd.org/schools/deburgos

Report Type K8 School  
Enrollment 753  
Grade Range K-8  
Admissions Category Neighborhood  
Turnaround Model N/A

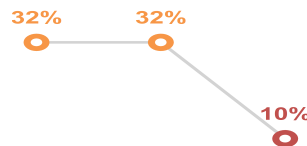
### Performance Tiers

■ INTERVENE (0-24%) ■ WATCH (25-49%) ■ REINFORCE (50-74%) ■ MODEL (75-100%)

2012-13 2013-14 2014-15 CITY RANK PEER RANK

### OVERALL: 10% INTERVENE

A school's overall score represents its combined performance on the Achievement, Progress, Climate, and College & Career (for high schools only) domains.




126th  
out of 140

21st  
out of 25

### Achievement: 1% Intervene

The Achievement domain measures performance on standardized assessments, including PSSA, Keystone Exams, ACCESS for ELLs, and reading assessments.

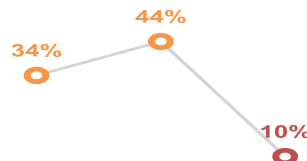


134th  
out of 140

25th  
out of 25

### Progress: 10% Intervene

The Progress domain measures growth on standardized assessments and progress towards graduation (for high schools only).

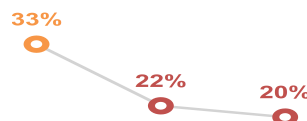


101st  
out of 125

19th  
out of 25

### Climate: 20% Intervene

The Climate domain measures school climate and student and parent/guardian engagement.



105th  
out of 139

16th  
out of 25

## 2014-2015 School Progress Report

### Alexander Adaire School

Governance District  
Address 1300 E. Palmer St.  
Philadelphia, PA 19125  
Phone/Fax 215-291-4712 / 215-291-6350  
Website www.philasd.org/schools/adaire

Report Type K8 School  
Enrollment 412  
Grade Range K-8  
Admissions Category Neighborhood  
Turnaround Model N/A

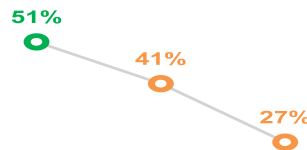
### Performance Tiers

■ INTERVENE (0-24%) ■ WATCH (25-49%) ■ REINFORCE (50-74%) ■ MODEL (75-100%)

2012-13 2013-14 2014-15 CITY RANK PEER RANK

### OVERALL: 27% WATCH

A school's overall score represents its combined performance on the Achievement, Progress, Climate, and College & Career (for high schools only) domains.

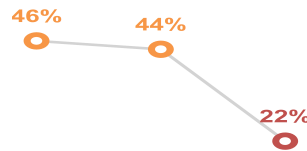


80th  
out of 140

8th  
out of 9

### Achievement: 22% Intervene

The Achievement domain measures performance on standardized assessments, including PSSA, Keystone Exams, ACCESS for ELLs, and reading assessments.

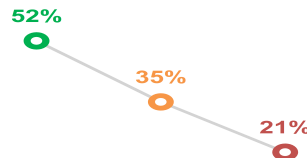


42nd  
out of 140

7th  
out of 9

### Progress: 21% Intervene

The Progress domain measures growth on standardized assessments and progress towards graduation (for high schools only).




88th  
out of 125

7th  
out of 9

### Climate: 39% Watch

The Climate domain measures school climate and student and parent/guardian engagement.



78th  
out of 139

9th  
out of 9

# Henry A. Brown School

Governance District  
Address 1946 E. Sergeant St.  
Philadelphia, PA 19125  
Phone/Fax 215-291-4717 / 215-291-5836  
Website www.philasd.org/schools/habrown

Report Type K8 School  
Enrollment 575  
Grade Range K-8  
Admissions Category Neighborhood  
Turnaround Model N/A

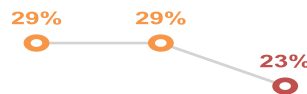
## Performance Tiers

■ INTERVENE (0-24%) ■ WATCH (25-49%) ■ REINFORCE (50-74%) ■ MODEL (75-100%)

2012-13 2013-14 2014-15 CITY RANK PEER RANK

## OVERALL: 23% INTERVENE

A school's overall score represents its combined performance on the Achievement, Progress, Climate, and College & Career (for high schools only) domains.

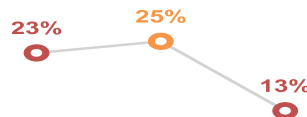


88th  
out of 140

9th  
out of 11

## Achievement: 13% Intervene

The Achievement domain measures performance on standardized assessments, including PSSA, Keystone Exams, ACCESS for ELLs, and reading assessments.

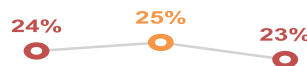


66th  
out of 140

8th  
out of 11

## Progress: 23% Intervene

The Progress domain measures growth on standardized assessments and progress towards graduation (for high schools only).

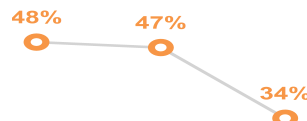


87th  
out of 125

8th  
out of 11

## Climate: 34% Watch

The Climate domain measures school climate and student and parent/guardian engagement.



85th  
out of 139

9th  
out of 11

## 2014-2015 School Progress Report

### Paul L. Dunbar School

Governance District  
Address 1750 N. 12th St.  
Philadelphia, PA 19122  
Phone/Fax 215-684-5065 / 215-684-8945  
Website [www.philasd.org/schools/dunbar](http://www.philasd.org/schools/dunbar)

Report Type K8 School  
Enrollment 246  
Grade Range K-8  
Admissions Category Neighborhood  
Turnaround Model Promise Academy

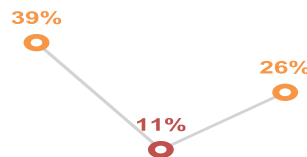
### Performance Tiers

■ INTERVENE (0-24%) ■ WATCH (25-49%) ■ REINFORCE (50-74%) ■ MODEL (75-100%)

2012-13 2013-14 2014-15 CITY RANK PEER RANK

### OVERALL: 26% WATCH

A school's overall score represents its combined performance on the Achievement, Progress, Climate, and College & Career (for high schools only) domains.

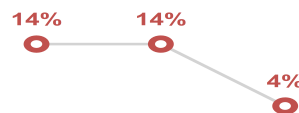


83rd  
out of 140

15th  
out of 46

### Achievement: 4% Intervene

The Achievement domain measures performance on standardized assessments, including PSSA, Keystone Exams, ACCESS for ELLs, and reading assessments.

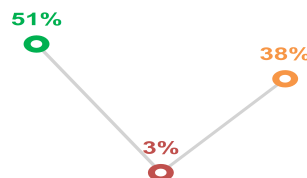


113rd  
out of 140

25th  
out of 46

### Progress: 38% Watch

The Progress domain measures growth on standardized assessments and progress towards graduation (for high schools only).

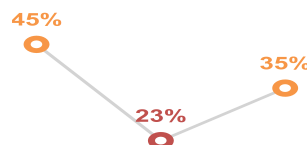


69th  
out of 125

19th  
out of 39

### Climate: 35% Watch

The Climate domain measures school climate and student and parent/guardian engagement.



84th  
out of 139

15th  
out of 45

## 2014-2015 School Progress Report

### John F. Hartranft School

Governance District  
Address 720 W. Cumberland St.  
Philadelphia, PA 19133  
Phone/Fax 215-684-5088 / 215-765-6515  
Website [www.philasd.org/schools/hartranft](http://www.philasd.org/schools/hartranft)

Report Type K8 School  
Enrollment 535  
Grade Range K-8  
Admissions Category Neighborhood  
Turnaround Model N/A

### Performance Tiers

■ INTERVENE (0-24%) ■ WATCH (25-49%) ■ REINFORCE (50-74%) ■ MODEL (75-100%)

2012-13 2013-14 2014-15 CITY RANK PEER RANK

### OVERALL: 7% INTERVENE

A school's overall score represents its combined performance on the Achievement, Progress, Climate, and College & Career (for high schools only) domains.

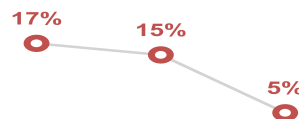


128th  
out of 140

22nd  
out of 25

### Achievement: 5% Intervene

The Achievement domain measures performance on standardized assessments, including PSSA, Keystone Exams, ACCESS for ELLs, and reading assessments.

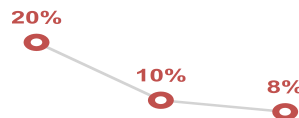


106th  
out of 140

19th  
out of 25

### Progress: 8% Intervene

The Progress domain measures growth on standardized assessments and progress towards graduation (for high schools only).

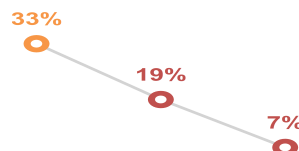


105th  
out of 125

21st  
out of 25

### Climate: 7% Intervene

The Climate domain measures school climate and student and parent/guardian engagement.



127th  
out of 139

24th  
out of 25



## William H. Hunter School

Governance District  
Address 2400 N. Front St.  
Philadelphia, PA 19133  
Phone/Fax 215-291-4710 / 215-291-5177  
Website www.philasd.org/schools/hunter

Report Type K8 School  
Enrollment 505  
Grade Range K-8  
Admissions Category Neighborhood  
Turnaround Model N/A

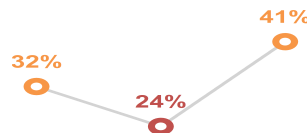
### Performance Tiers

■ INTERVENE (0-24%) ■ WATCH (25-49%) ■ REINFORCE (50-74%) ■ MODEL (75-100%)

2012-13 2013-14 2014-15 CITY RANK PEER RANK

### OVERALL: 41% WATCH

A school's overall score represents its combined performance on the Achievement, Progress, Climate, and College & Career (for high schools only) domains.

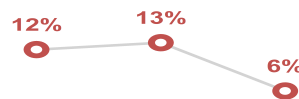


45th  
out of 140

7th  
out of 25

### Achievement: 6% Intervene

The Achievement domain measures performance on standardized assessments, including PSSA, Keystone Exams, ACCESS for ELLs, and reading assessments.

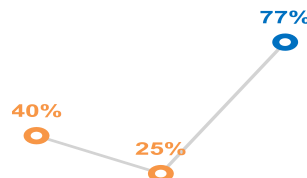


101st  
out of 140

15th  
out of 25

### Progress: 77% Model

The Progress domain measures growth on standardized assessments and progress towards graduation (for high schools only).

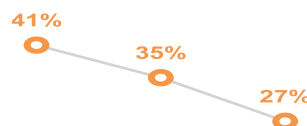


11th  
out of 125

PEER LEADER  
out of 25

### Climate: 27% Watch

The Climate domain measures school climate and student and parent/guardian engagement.



94th  
out of 139

12th  
out of 25

## 2014-2015 School Progress Report

### James R. Ludlow School

Governance District  
Address 550 W. Master St.  
Philadelphia, PA 19122  
Phone/Fax 215-684-5060 / 215-684-4387  
Website www.philasd.org/schools/ludlow

Report Type K8 School  
Enrollment 304  
Grade Range K-8  
Admissions Category Neighborhood  
Turnaround Model N/A

### Performance Tiers

■ INTERVENE (0-24%) ■ WATCH (25-49%) ■ REINFORCE (50-74%) ■ MODEL (75-100%)

2012-13 2013-14 2014-15 CITY RANK PEER RANK

### OVERALL: 20% INTERVENE

A school's overall score represents its combined performance on the Achievement, Progress, Climate, and College & Career (for high schools only) domains.

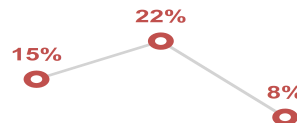


98th  
out of 140

20th  
out of 46

### Achievement: 8% Intervene

The Achievement domain measures performance on standardized assessments, including PSSA, Keystone Exams, ACCESS for ELLs, and reading assessments.

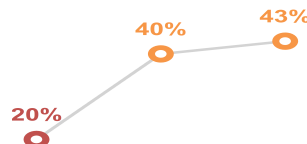


90th  
out of 140

17th  
out of 46

### Progress: 43% Watch

The Progress domain measures growth on standardized assessments and progress towards graduation (for high schools only).

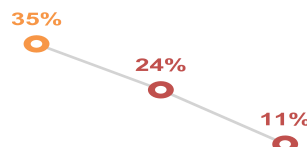


53rd  
out of 125

14th  
out of 39

### Climate: 11% Intervene

The Climate domain measures school climate and student and parent/guardian engagement.



121st  
out of 139

31st  
out of 45

## William McKinley School

Governance District  
Address 2101 N. Orkney St.  
Philadelphia, PA 19122  
Phone/Fax 215-291-4702 / 215-291-5613  
Website www.philasd.org/schools/mckinley

Report Type K8 School  
Enrollment 479  
Grade Range K-8  
Admissions Category Neighborhood  
Turnaround Model N/A

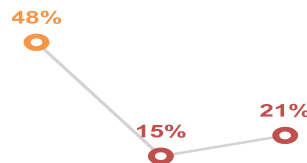
### Performance Tiers

■ INTERVENE (0-24%) ■ WATCH (25-49%) ■ REINFORCE (50-74%) ■ MODEL (75-100%)

2012-13 2013-14 2014-15 CITY RANK PEER RANK

### OVERALL: 21% INTERVENE

A school's overall score represents its combined performance on the Achievement, Progress, Climate, and College & Career (for high schools only) domains.

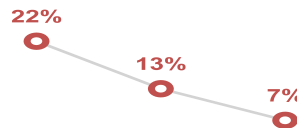


97th  
out of 140

15th  
out of 25

### Achievement: 7% Intervene

The Achievement domain measures performance on standardized assessments, including PSSA, Keystone Exams, ACCESS for ELLs, and reading assessments.

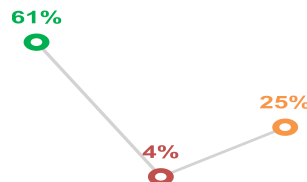


93rd  
out of 140

11th  
out of 25

### Progress: 25% Watch

The Progress domain measures growth on standardized assessments and progress towards graduation (for high schools only).

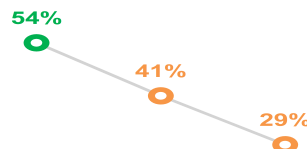


84th  
out of 125

16th  
out of 25

### Climate: 29% Watch

The Climate domain measures school climate and student and parent/guardian engagement.



91st  
out of 139

11th  
out of 25

## Potter-Thomas School

Governance District  
Address 3001 N. 6th St.  
Philadelphia, PA 19133  
Phone/Fax 215-227-4423 / 215-227-7196  
Website www.philasd.org/schools/potterthomas

Report Type K8 School  
Enrollment 631  
Grade Range K-8  
Admissions Category Neighborhood  
Turnaround Model Promise Academy

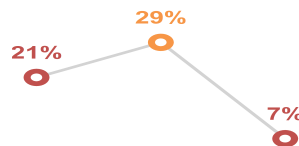
### Performance Tiers

■ INTERVENE (0-24%) ■ WATCH (25-49%) ■ REINFORCE (50-74%) ■ MODEL (75-100%)

2012-13 2013-14 2014-15 CITY RANK PEER RANK

### OVERALL: 7% INTERVENE

A school's overall score represents its combined performance on the Achievement, Progress, Climate, and College & Career (for high schools only) domains.

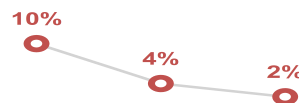


129th  
out of 140

23rd  
out of 25

### Achievement: 2% Intervene

The Achievement domain measures performance on standardized assessments, including PSSA, Keystone Exams, ACCESS for ELLs, and reading assessments.

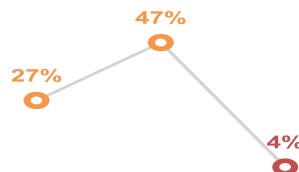


126th  
out of 140

22nd  
out of 25

### Progress: 4% Intervene

The Progress domain measures growth on standardized assessments and progress towards graduation (for high schools only).



113rd  
out of 125

23rd  
out of 25

### Climate: 15% Intervene

The Climate domain measures school climate and student and parent/guardian engagement.



112nd  
out of 139

18th  
out of 25

## 2014-2015 School Progress Report

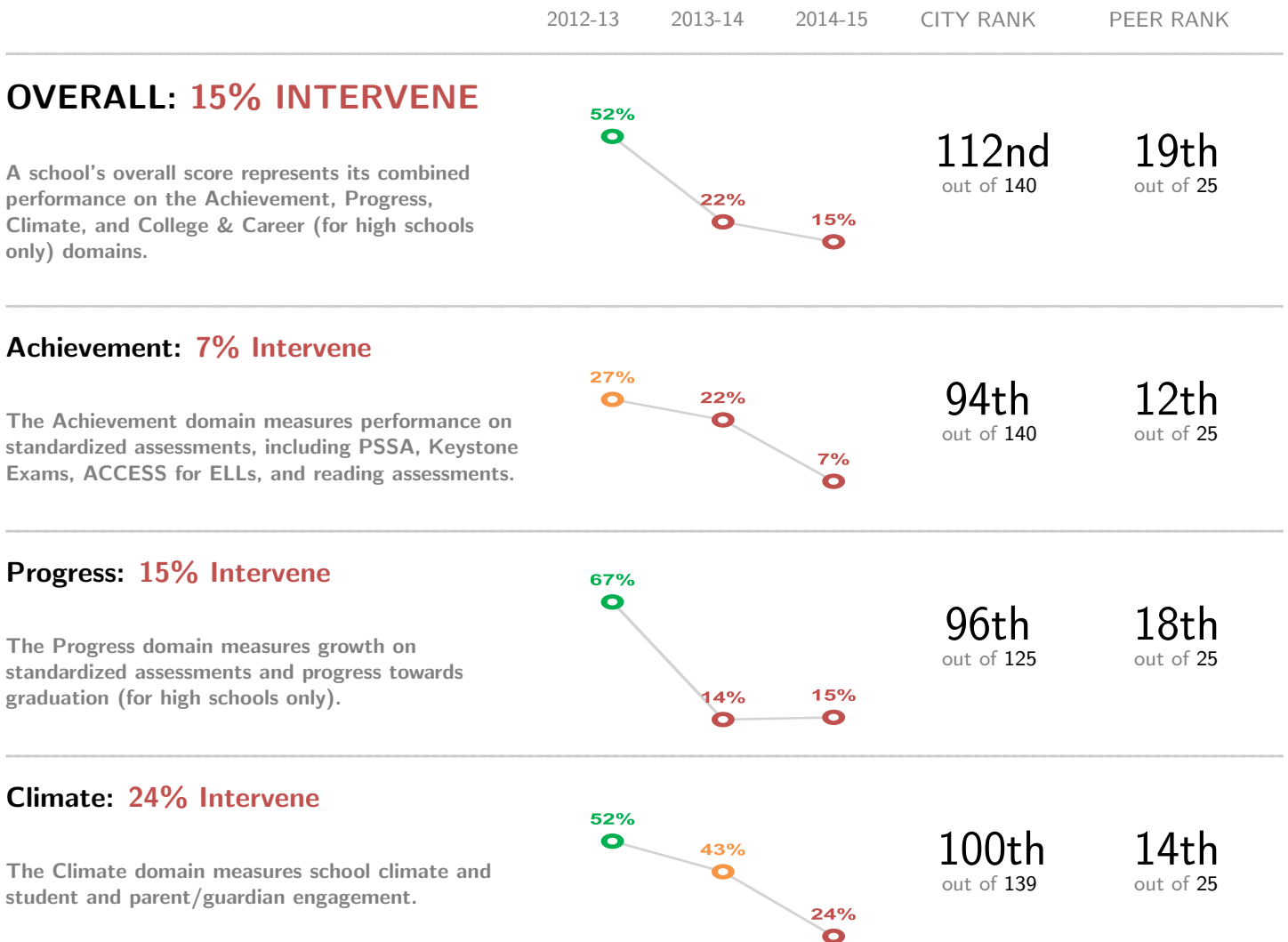
### John Welsh School

Governance District  
Address 2331 N. 4th St.  
Philadelphia, PA 19133  
Phone/Fax 215-291-4708 / 215-291-4153  
Website [www.philasd.org/schools/welsh](http://www.philasd.org/schools/welsh)

Report Type K8 School  
Enrollment 504  
Grade Range K-8  
Admissions Category Neighborhood  
Turnaround Model N/A

### Performance Tiers

■ INTERVENE (0-24%) ■ WATCH (25-49%) ■ REINFORCE (50-74%) ■ MODEL (75-100%)



## General Philip Kearny School

Governance District  
Address 601 Fairmount Ave.  
Philadelphia, PA 19123  
Phone/Fax 215-351-7343 / 215-351-7129  
Website www.philasd.org/schools/kearny

Report Type K8 School  
Enrollment 435  
Grade Range K-8  
Admissions Category Neighborhood  
Turnaround Model N/A

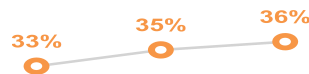
### Performance Tiers

■ INTERVENE (0-24%) ■ WATCH (25-49%) ■ REINFORCE (50-74%) ■ MODEL (75-100%)

2012-13 2013-14 2014-15 CITY RANK PEER RANK

### OVERALL: 36% WATCH

A school's overall score represents its combined performance on the Achievement, Progress, Climate, and College & Career (for high schools only) domains.

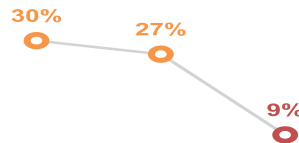


58th  
out of 140

15th  
out of 29

### Achievement: 9% Intervene

The Achievement domain measures performance on standardized assessments, including PSSA, Keystone Exams, ACCESS for ELLs, and reading assessments.

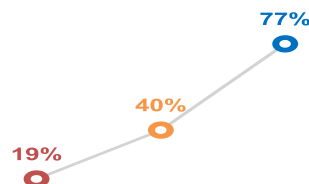


84th  
out of 140

25th  
out of 29

### Progress: 77% Model

The Progress domain measures growth on standardized assessments and progress towards graduation (for high schools only).

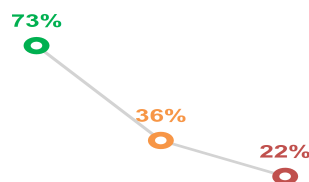


12th  
out of 125

3rd  
out of 24

### Climate: 22% Intervene

The Climate domain measures school climate and student and parent/guardian engagement.



103rd  
out of 139

29th  
out of 29

# Thurgood Marshall School

Governance District  
Address 5120 N. 6th St.  
Philadelphia, PA 19120  
Phone/Fax 215-456-0170 / 215-456-0187  
Website www.philasd.org/schools/tmarshall

Report Type K8 School  
Enrollment 696  
Grade Range K-8  
Admissions Category Neighborhood  
Turnaround Model N/A

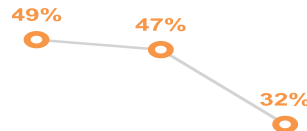
## Performance Tiers

■ INTERVENE (0-24%) ■ WATCH (25-49%) ■ REINFORCE (50-74%) ■ MODEL (75-100%)

2012-13 2013-14 2014-15 CITY RANK PEER RANK

## OVERALL: 32% WATCH

A school's overall score represents its combined performance on the Achievement, Progress, Climate, and College & Career (for high schools only) domains.

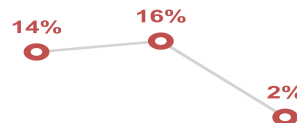


66th  
out of 140

10th  
out of 25

## Achievement: 2% Intervene

The Achievement domain measures performance on standardized assessments, including PSSA, Keystone Exams, ACCESS for ELLs, and reading assessments.

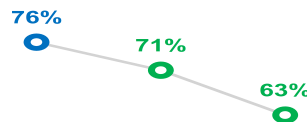


131st  
out of 140

24th  
out of 25

## Progress: 63% Reinforce

The Progress domain measures growth on standardized assessments and progress towards graduation (for high schools only).

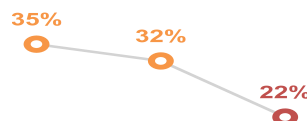


26th  
out of 125

7th  
out of 25

## Climate: 22% Intervene

The Climate domain measures school climate and student and parent/guardian engagement.



101st  
out of 139

15th  
out of 25

## Spring Garden School

Governance District  
Address 1146 Melon St.  
Philadelphia, PA 19123  
Phone/Fax 215-684-5070 / 215-684-5059  
Website www.philasd.org/schools/springgarden

Report Type K8 School  
Enrollment 275  
Grade Range K-8  
Admissions Category Neighborhood  
Turnaround Model N/A

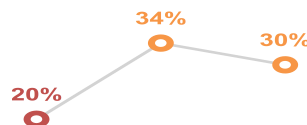
### Performance Tiers

■ INTERVENE (0-24%) ■ WATCH (25-49%) ■ REINFORCE (50-74%) ■ MODEL (75-100%)

2012-13 2013-14 2014-15 CITY RANK PEER RANK

### OVERALL: 30% WATCH

A school's overall score represents its combined performance on the Achievement, Progress, Climate, and College & Career (for high schools only) domains.

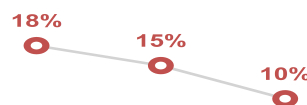


69th  
out of 140

11th  
out of 25

### Achievement: 10% Intervene

The Achievement domain measures performance on standardized assessments, including PSSA, Keystone Exams, ACCESS for ELLs, and reading assessments.

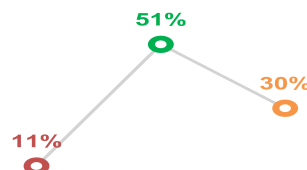


77th  
out of 140

8th  
out of 25

### Progress: 30% Watch

The Progress domain measures growth on standardized assessments and progress towards graduation (for high schools only).

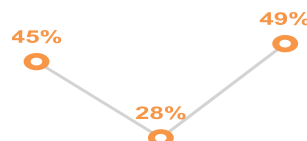


78th  
out of 125

14th  
out of 25

### Climate: 49% Watch

The Climate domain measures school climate and student and parent/guardian engagement.



67th  
out of 139

7th  
out of 25



## Honorable Luis Munoz-Marin School

Governance District  
Address 3300 N. 3rd St.  
Philadelphia, PA 19140  
Phone/Fax 215-291-8825 / 215-291-8845  
Website www.philasd.org/schools/marin

Report Type K8 School  
Enrollment 723  
Grade Range K-8  
Admissions Category Neighborhood  
Turnaround Model N/A

### Performance Tiers

■ INTERVENE (0-24%) ■ WATCH (25-49%) ■ REINFORCE (50-74%) ■ MODEL (75-100%)

2012-13 2013-14 2014-15 CITY RANK PEER RANK

### OVERALL: 6% INTERVENE

A school's overall score represents its combined performance on the Achievement, Progress, Climate, and College & Career (for high schools only) domains.

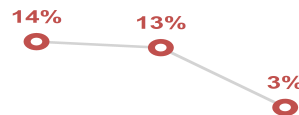


134th  
out of 140

24th  
out of 25

### Achievement: 3% Intervene

The Achievement domain measures performance on standardized assessments, including PSSA, Keystone Exams, ACCESS for ELLs, and reading assessments.



120th  
out of 140

21st  
out of 25

### Progress: 2% Intervene

The Progress domain measures growth on standardized assessments and progress towards graduation (for high schools only).

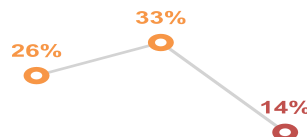


120th  
out of 125

25th  
out of 25

### Climate: 14% Intervene

The Climate domain measures school climate and student and parent/guardian engagement.



116th  
out of 139

21st  
out of 25

## 2014-2015 School Progress Report

### Anna B. Day School

Governance District  
Address 6324 Crittenden St.  
Philadelphia, PA 19138  
Phone/Fax 215-276-5250 / 215-276-5817  
Website www.philasd.org/schools/day

Report Type K8 School  
Enrollment 464  
Grade Range K-8  
Admissions Category Neighborhood  
Turnaround Model N/A

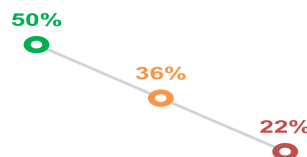
### Performance Tiers

■ INTERVENE (0-24%) ■ WATCH (25-49%) ■ REINFORCE (50-74%) ■ MODEL (75-100%)

2012-13 2013-14 2014-15 CITY RANK PEER RANK

### OVERALL: 22% INTERVENE

A school's overall score represents its combined performance on the Achievement, Progress, Climate, and College & Career (for high schools only) domains.

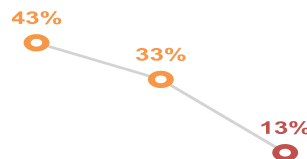


93rd  
out of 140

25th  
out of 29

### Achievement: 13% Intervene

The Achievement domain measures performance on standardized assessments, including PSSA, Keystone Exams, ACCESS for ELLs, and reading assessments.

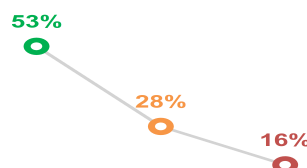


67th  
out of 140

18th  
out of 29

### Progress: 16% Intervene

The Progress domain measures growth on standardized assessments and progress towards graduation (for high schools only).

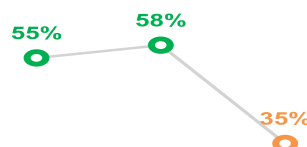


93rd  
out of 125

20th  
out of 24

### Climate: 35% Watch

The Climate domain measures school climate and student and parent/guardian engagement.



82nd  
out of 139

22nd  
out of 29

## Fitler Academics Plus School

Governance District  
Address 140 W. Seymour St.  
Philadelphia, PA 19144  
Phone/Fax 215-951-4009 / 215-951-4502  
Website www.philasd.org/schools/fitler

Report Type K8 School  
Enrollment 273  
Grade Range 1-8  
Admissions Category Citywide  
Turnaround Model N/A

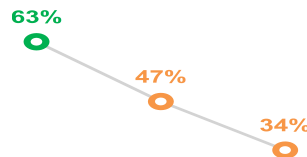
### Performance Tiers

■ INTERVENE (0-24%) ■ WATCH (25-49%) ■ REINFORCE (50-74%) ■ MODEL (75-100%)

2012-13 2013-14 2014-15 CITY RANK PEER RANK

### OVERALL: 34% WATCH

A school's overall score represents its combined performance on the Achievement, Progress, Climate, and College & Career (for high schools only) domains.

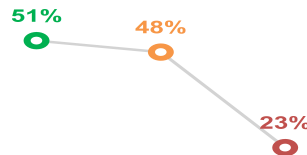


63rd  
out of 140

17th  
out of 29

### Achievement: 23% Intervene

The Achievement domain measures performance on standardized assessments, including PSSA, Keystone Exams, ACCESS for ELLs, and reading assessments.

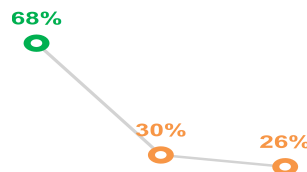


37th  
out of 140

9th  
out of 29

### Progress: 26% Watch

The Progress domain measures growth on standardized assessments and progress towards graduation (for high schools only).

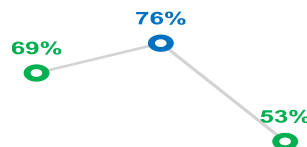


83rd  
out of 125

18th  
out of 24

### Climate: 53% Reinforce

The Climate domain measures school climate and student and parent/guardian engagement.



61st  
out of 139

17th  
out of 29

## 2014-2015 School Progress Report

### Charles W. Henry School

Governance District  
Address 601 Carpenter Ln.  
Philadelphia, PA 19119  
Phone/Fax 215-951-4006 / 215-951-4505  
Website www.philasd.org/schools/henry

Report Type K8 School  
Enrollment 478  
Grade Range K-8  
Admissions Category Neighborhood  
Turnaround Model N/A

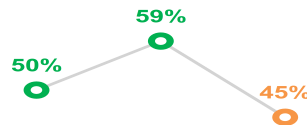
### Performance Tiers

■ INTERVENE (0-24%) ■ WATCH (25-49%) ■ REINFORCE (50-74%) ■ MODEL (75-100%)

2012-13 2013-14 2014-15 CITY RANK PEER RANK

### OVERALL: 45% WATCH

A school's overall score represents its combined performance on the Achievement, Progress, Climate, and College & Career (for high schools only) domains.

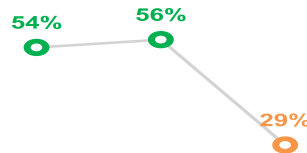


36th  
out of 140

9th  
out of 29

### Achievement: 29% Watch

The Achievement domain measures performance on standardized assessments, including PSSA, Keystone Exams, ACCESS for ELLs, and reading assessments.

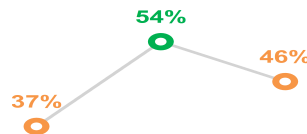


30th  
out of 140

6th  
out of 29

### Progress: 46% Watch

The Progress domain measures growth on standardized assessments and progress towards graduation (for high schools only).

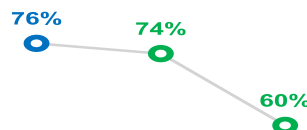


45th  
out of 125

9th  
out of 24

### Climate: 60% Reinforce

The Climate domain measures school climate and student and parent/guardian engagement.



41st  
out of 139

11th  
out of 29

## 2014-2015 School Progress Report

### Henry H. Houston School

Governance District  
Address 7300 Rural Ln.  
Philadelphia, PA 19119  
Phone/Fax 215-248-6608 / 215-248-6683  
Website www.philasd.org/schools/houston

Report Type K8 School  
Enrollment 382  
Grade Range K-8  
Admissions Category Neighborhood  
Turnaround Model N/A

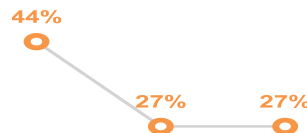
#### Performance Tiers

■ INTERVENE (0-24%) ■ WATCH (25-49%) ■ REINFORCE (50-74%) ■ MODEL (75-100%)

2012-13 2013-14 2014-15 CITY RANK PEER RANK

#### OVERALL: 27% WATCH

A school's overall score represents its combined performance on the Achievement, Progress, Climate, and College & Career (for high schools only) domains.

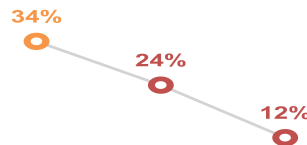


77th  
out of 140

21st  
out of 29

#### Achievement: 12% Intervene

The Achievement domain measures performance on standardized assessments, including PSSA, Keystone Exams, ACCESS for ELLs, and reading assessments.

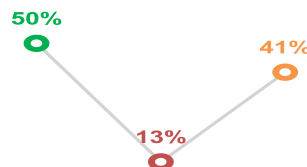


71st  
out of 140

20th  
out of 29

#### Progress: 41% Watch

The Progress domain measures growth on standardized assessments and progress towards graduation (for high schools only).

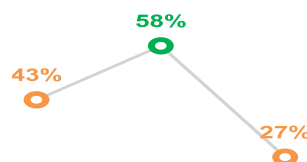


59th  
out of 125

12th  
out of 24

#### Climate: 27% Watch

The Climate domain measures school climate and student and parent/guardian engagement.



93rd  
out of 139

26th  
out of 29

# John Story Jenks Academy for Arts and Sciences

Governance District  
Address 8301 Germantown Ave.  
Philadelphia, PA 19118  
Phone/Fax 215-248-6604 / 215-248-6681  
Website www.philasd.org/schools/jsjenks

Report Type K8 School  
Enrollment 462  
Grade Range K-8  
Admissions Category Neighborhood  
Turnaround Model N/A

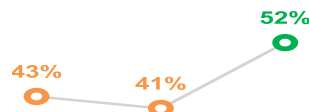
## Performance Tiers

■ INTERVENE (0-24%) ■ WATCH (25-49%) ■ REINFORCE (50-74%) ■ MODEL (75-100%)

2012-13 2013-14 2014-15 CITY RANK PEER RANK

## OVERALL: 52% REINFORCE

A school's overall score represents its combined performance on the Achievement, Progress, Climate, and College & Career (for high schools only) domains.

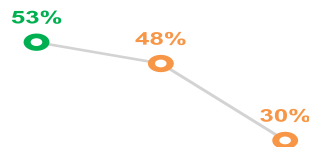


24th  
out of 140

5th  
out of 29

## Achievement: 30% Watch

The Achievement domain measures performance on standardized assessments, including PSSA, Keystone Exams, ACCESS for ELLs, and reading assessments.

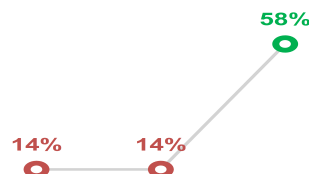


29th  
out of 140

5th  
out of 29

## Progress: 58% Reinforce

The Progress domain measures growth on standardized assessments and progress towards graduation (for high schools only).

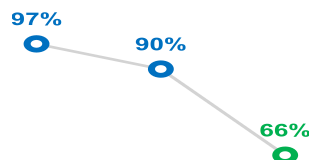


30th  
out of 125

6th  
out of 24

## Climate: 66% Reinforce

The Climate domain measures school climate and student and parent/guardian engagement.



34th  
out of 139

9th  
out of 29

## 2014-2015 School Progress Report

### John F. McCloskey School

Governance District  
Address 8500 Pickering St.  
Philadelphia, PA 19150  
Phone/Fax 215-248-6600 / 215-248-6235  
Website [www.philasd.org/schools/mccloskey](http://www.philasd.org/schools/mccloskey)

Report Type K8 School  
Enrollment 455  
Grade Range K-8  
Admissions Category Neighborhood  
Turnaround Model N/A

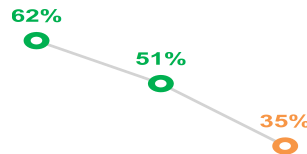
### Performance Tiers

■ INTERVENE (0-24%) ■ WATCH (25-49%) ■ REINFORCE (50-74%) ■ MODEL (75-100%)

	2012-13	2013-14	2014-15	CITY RANK	PEER RANK
--	---------	---------	---------	-----------	-----------

### OVERALL: 35% WATCH

A school's overall score represents its combined performance on the Achievement, Progress, Climate, and College & Career (for high schools only) domains.

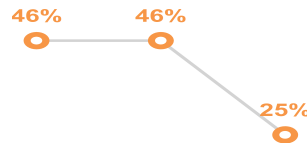


61st  
out of 140

16th  
out of 29

### Achievement: 25% Watch

The Achievement domain measures performance on standardized assessments, including PSSA, Keystone Exams, ACCESS for ELLs, and reading assessments.

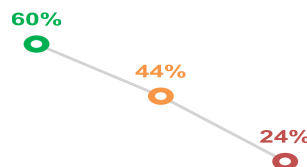


34th  
out of 140

7th  
out of 29

### Progress: 24% Intervene

The Progress domain measures growth on standardized assessments and progress towards graduation (for high schools only).

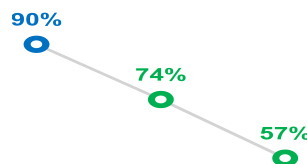


86th  
out of 125

19th  
out of 24

### Climate: 57% Reinforce

The Climate domain measures school climate and student and parent/guardian engagement.



53rd  
out of 139

16th  
out of 29

## 2014-2015 School Progress Report

### Thomas Mifflin School

Governance District  
Address 3624 Conrad St.  
Philadelphia, PA 19129  
Phone/Fax 215-951-4007 / 215-951-4510  
Website www.philasd.org/schools/mifflin

Report Type K8 School  
Enrollment 277  
Grade Range K-8  
Admissions Category Neighborhood  
Turnaround Model N/A

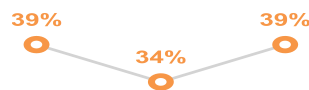
### Performance Tiers

■ INTERVENE (0-24%) ■ WATCH (25-49%) ■ REINFORCE (50-74%) ■ MODEL (75-100%)

2012-13 2013-14 2014-15 CITY RANK PEER RANK

### OVERALL: 39% WATCH

A school's overall score represents its combined performance on the Achievement, Progress, Climate, and College & Career (for high schools only) domains.

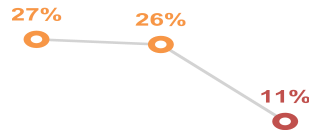


47th  
out of 140

11th  
out of 29

### Achievement: 11% Intervene

The Achievement domain measures performance on standardized assessments, including PSSA, Keystone Exams, ACCESS for ELLs, and reading assessments.

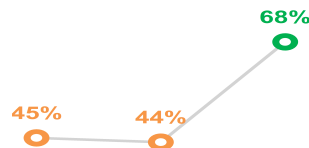


73rd  
out of 140

21st  
out of 29

### Progress: 68% Reinforce

The Progress domain measures growth on standardized assessments and progress towards graduation (for high schools only).

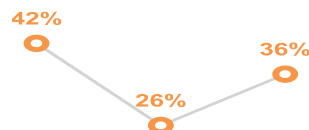


23rd  
out of 125

5th  
out of 24

### Climate: 36% Watch

The Climate domain measures school climate and student and parent/guardian engagement.



80th  
out of 139

20th  
out of 29



## Theodore Roosevelt School

Governance District  
 Address 430 E. Washington Ln.  
 Philadelphia, PA 19144  
 Phone/Fax 215-951-4170 / 215-951-7762  
 Website www.philasd.org/schools/roosevelt

Report Type K8 School  
 Enrollment 564  
 Grade Range K-8  
 Admissions Category Neighborhood  
 Turnaround Model N/A

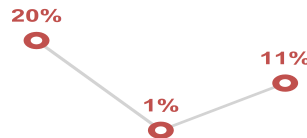
### Performance Tiers

■ INTERVENE (0-24%) ■ WATCH (25-49%) ■ REINFORCE (50-74%) ■ MODEL (75-100%)

2012-13 2013-14 2014-15 CITY RANK PEER RANK

### OVERALL: 11% INTERVENE

A school's overall score represents its combined performance on the Achievement, Progress, Climate, and College & Career (for high schools only) domains.



125th  
out of 140

37th  
out of 46

### Achievement: 0% Intervene

The Achievement domain measures performance on standardized assessments, including PSSA, Keystone Exams, ACCESS for ELLs, and reading assessments.




140th  
out of 140

46th  
out of 46

### Progress: 25% Watch

The Progress domain measures growth on standardized assessments and progress towards graduation (for high schools only).

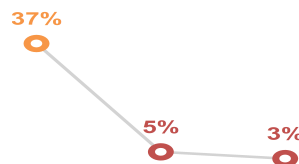


85th  
out of 125

26th  
out of 39

### Climate: 3% Intervene

The Climate domain measures school climate and student and parent/guardian engagement.



136th  
out of 139

42nd  
out of 45

## 2014-2015 School Progress Report

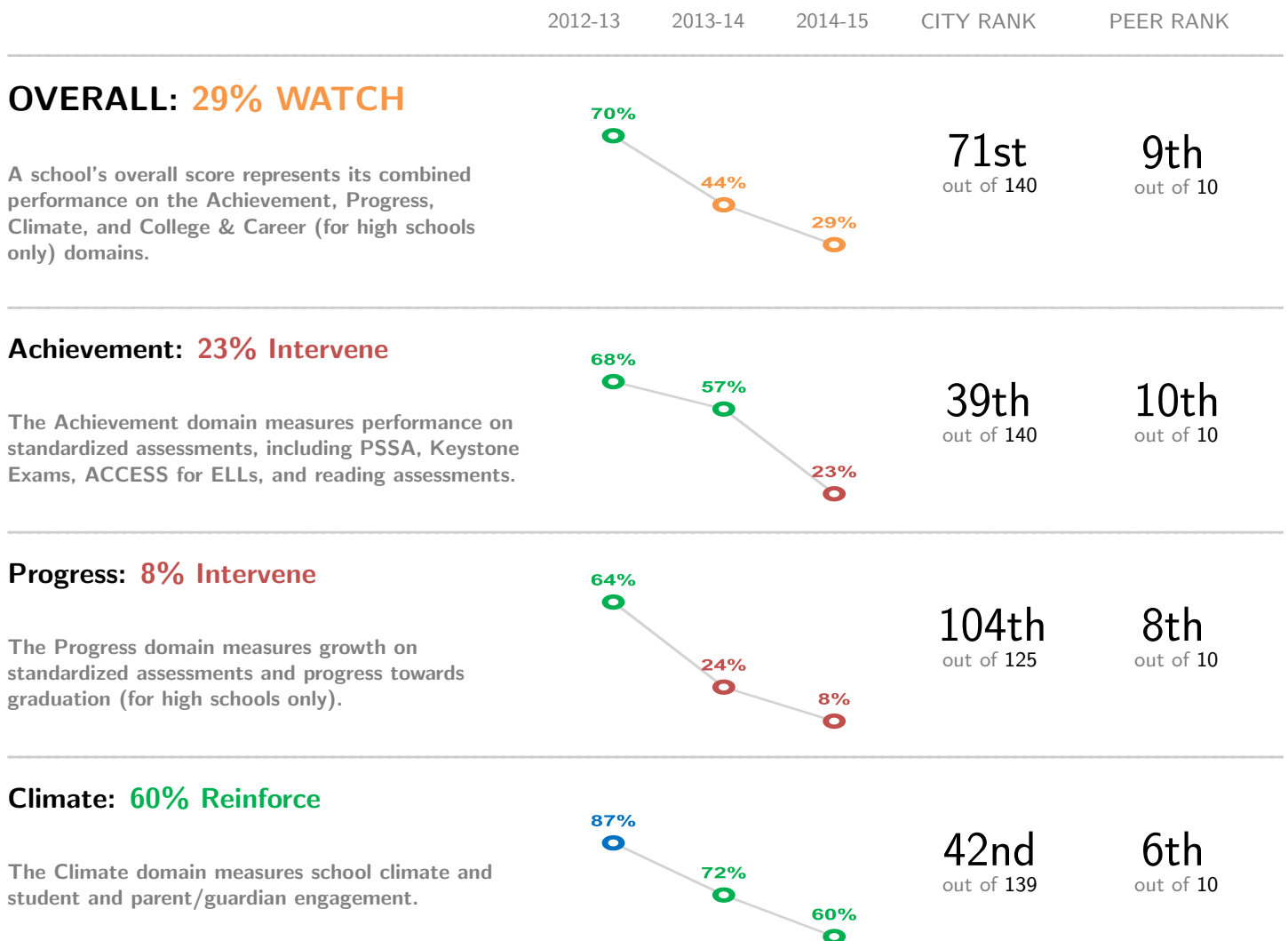
### Shawmont School

Governance District  
Address 535 Shawmont Ave.  
Philadelphia, PA 19128  
Phone/Fax 215-487-4466 / 215-487-4815  
Website [www.philasd.org/schools/shawmont](http://www.philasd.org/schools/shawmont)

Report Type K8 School  
Enrollment 520  
Grade Range K-8  
Admissions Category Neighborhood  
Turnaround Model N/A

### Performance Tiers

■ INTERVENE (0-24%) ■ WATCH (25-49%) ■ REINFORCE (50-74%) ■ MODEL (75-100%)



## Edward T. Steel School

Governance District  
Address 4301 Wayne Ave.  
Philadelphia, PA 19140  
Phone/Fax 215-456-3008 / 215-457-1466  
Website www.philasd.org/schools/steel

Report Type K8 School  
Enrollment 602  
Grade Range K-8  
Admissions Category Neighborhood  
Turnaround Model N/A

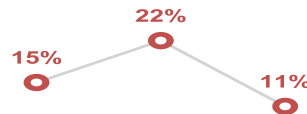
### Performance Tiers

■ INTERVENE (0-24%) ■ WATCH (25-49%) ■ REINFORCE (50-74%) ■ MODEL (75-100%)

2012-13 2013-14 2014-15 CITY RANK PEER RANK

### OVERALL: 11% INTERVENE

A school's overall score represents its combined performance on the Achievement, Progress, Climate, and College & Career (for high schools only) domains.

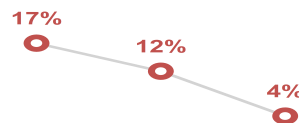


122nd  
out of 140

36th  
out of 46

### Achievement: 4% Intervene

The Achievement domain measures performance on standardized assessments, including PSSA, Keystone Exams, ACCESS for ELLs, and reading assessments.

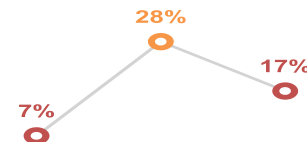


114th  
out of 140

26th  
out of 46

### Progress: 17% Intervene

The Progress domain measures growth on standardized assessments and progress towards graduation (for high schools only).

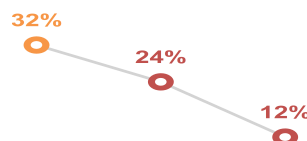


92nd  
out of 125

27th  
out of 39

### Climate: 12% Intervene

The Climate domain measures school climate and student and parent/guardian engagement.



119th  
out of 139

29th  
out of 45

## Cook-Wissahickon School

Governance District  
 Address 201 E. Salignac St.  
 Philadelphia, PA 19128  
 Phone/Fax 215-487-4463 / 215-487-4808  
 Website www.philasd.org/schools/cookwissahickon

Report Type K8 School  
 Enrollment 403  
 Grade Range K-8  
 Admissions Category Neighborhood  
 Turnaround Model N/A

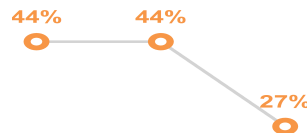
### Performance Tiers

■ INTERVENE (0-24%) ■ WATCH (25-49%) ■ REINFORCE (50-74%) ■ MODEL (75-100%)

2012-13 2013-14 2014-15 CITY RANK PEER RANK

### OVERALL: 27% WATCH

A school's overall score represents its combined performance on the Achievement, Progress, Climate, and College & Career (for high schools only) domains.

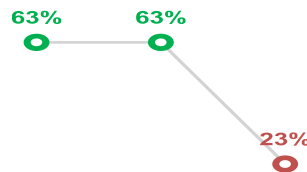


76th  
out of 140

10th  
out of 10

### Achievement: 23% Intervene

The Achievement domain measures performance on standardized assessments, including PSSA, Keystone Exams, ACCESS for ELLs, and reading assessments.

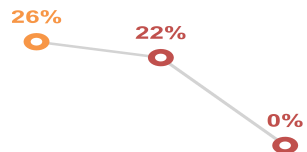


38th  
out of 140

9th  
out of 10

### Progress: 0% Intervene

The Progress domain measures growth on standardized assessments and progress towards graduation (for high schools only).

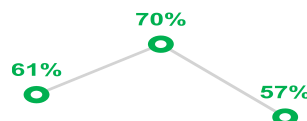


125th  
out of 125

10th  
out of 10

### Climate: 57% Reinforce

The Climate domain measures school climate and student and parent/guardian engagement.



51st  
out of 139

9th  
out of 10

## 2014-2015 School Progress Report

### Anna L. Lingelbach School

Governance District  
Address 6340 Wayne Ave.  
Philadelphia, PA 19144  
Phone/Fax 215-951-4001 / 215-951-4514  
Website [www.philasd.org/schools/lingelbach](http://www.philasd.org/schools/lingelbach)

Report Type K8 School  
Enrollment 374  
Grade Range K-8  
Admissions Category Neighborhood  
Turnaround Model N/A

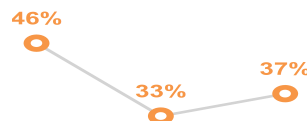
### Performance Tiers

■ INTERVENE (0-24%) ■ WATCH (25-49%) ■ REINFORCE (50-74%) ■ MODEL (75-100%)

2012-13 2013-14 2014-15 CITY RANK PEER RANK

### OVERALL: 37% WATCH

A school's overall score represents its combined performance on the Achievement, Progress, Climate, and College & Career (for high schools only) domains.

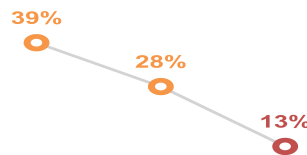


53rd  
out of 140

14th  
out of 29

### Achievement: 13% Intervene

The Achievement domain measures performance on standardized assessments, including PSSA, Keystone Exams, ACCESS for ELLs, and reading assessments.




68th  
out of 140

19th  
out of 29

### Progress: 39% Watch

The Progress domain measures growth on standardized assessments and progress towards graduation (for high schools only).

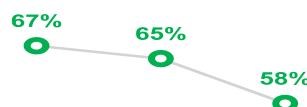


66th  
out of 125

16th  
out of 24

### Climate: 58% Reinforce

The Climate domain measures school climate and student and parent/guardian engagement.



49th  
out of 139

14th  
out of 29

## 2014-2015 School Progress Report

### James Dobson School

Governance District  
Address 4667 Umbria St.  
Philadelphia, PA 19127  
Phone/Fax 215-487-4460 / 215-487-4804  
Website [www.philasd.org/schools/dobson](http://www.philasd.org/schools/dobson)

Report Type K8 School  
Enrollment 286  
Grade Range K-8  
Admissions Category Neighborhood  
Turnaround Model N/A

### Performance Tiers

■ INTERVENE (0-24%) ■ WATCH (25-49%) ■ REINFORCE (50-74%) ■ MODEL (75-100%)



## 2014-2015 School Progress Report

### Jay Cooke School

Governance District  
Address 1300 W. Loudon St.  
Philadelphia, PA 19141  
Phone/Fax 215-456-3002 / 215-456-3185  
Website [www.philasd.org/schools/jaycooke](http://www.philasd.org/schools/jaycooke)

Report Type K8 School  
Enrollment 498  
Grade Range K-8  
Admissions Category Neighborhood  
Turnaround Model N/A


### Performance Tiers

■ INTERVENE (0-24%) ■ WATCH (25-49%) ■ REINFORCE (50-74%) ■ MODEL (75-100%)

2012-13 2013-14 2014-15 CITY RANK PEER RANK

### OVERALL: 6% INTERVENE

A school's overall score represents its combined performance on the Achievement, Progress, Climate, and College & Career (for high schools only) domains.




135th  
out of 140

25th  
out of 25

### Achievement: 6% Intervene

The Achievement domain measures performance on standardized assessments, including PSSA, Keystone Exams, ACCESS for ELLs, and reading assessments.

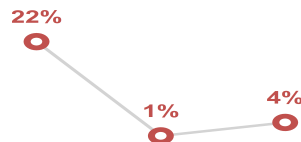


96th  
out of 140

13th  
out of 25

### Progress: 4% Intervene

The Progress domain measures growth on standardized assessments and progress towards graduation (for high schools only).

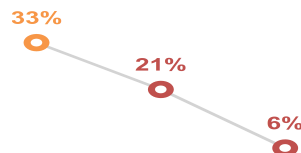


114th  
out of 125

24th  
out of 25

### Climate: 6% Intervene

The Climate domain measures school climate and student and parent/guardian engagement.



128th  
out of 139

25th  
out of 25

## Juniata Park Academy

Governance District  
 Address 801 E. Hunting Park Ave.  
 Philadelphia, PA 19124  
 Phone/Fax 215-289-7930 / 215-289-7949  
 Website [www.philasd.org/schools/juniatapark](http://www.philasd.org/schools/juniatapark)

Report Type K8 School  
 Enrollment 1,115  
 Grade Range K-8  
 Admissions Category Neighborhood  
 Turnaround Model N/A

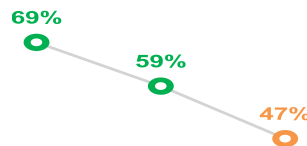
### Performance Tiers

■ INTERVENE (0-24%) ■ WATCH (25-49%) ■ REINFORCE (50-74%) ■ MODEL (75-100%)

2012-13 2013-14 2014-15 CITY RANK PEER RANK

### OVERALL: 47% WATCH

A school's overall score represents its combined performance on the Achievement, Progress, Climate, and College & Career (for high schools only) domains.

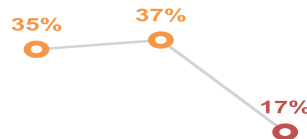


31st  
out of 140

3rd  
out of 25

### Achievement: 17% Intervene

The Achievement domain measures performance on standardized assessments, including PSSA, Keystone Exams, ACCESS for ELLs, and reading assessments.

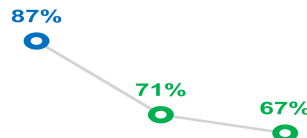


53rd  
out of 140

2nd  
out of 25

### Progress: 67% Reinforce

The Progress domain measures growth on standardized assessments and progress towards graduation (for high schools only).

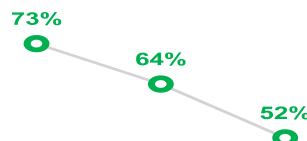


24th  
out of 125

5th  
out of 25

### Climate: 52% Reinforce

The Climate domain measures school climate and student and parent/guardian engagement.



62nd  
out of 139

5th  
out of 25



## 2014-2015 School Progress Report

### Thomas K. Finletter School

Governance District  
Address 6101 N. Front St.  
Philadelphia, PA 19120  
Phone/Fax 215-276-5265 / 215-276-5285  
Website [www.philasd.org/schools/finletter](http://www.philasd.org/schools/finletter)

Report Type K8 School  
Enrollment 835  
Grade Range K-8  
Admissions Category Neighborhood  
Turnaround Model N/A

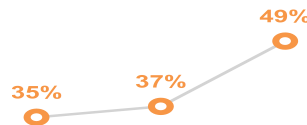
### Performance Tiers

■ INTERVENE (0-24%) ■ WATCH (25-49%) ■ REINFORCE (50-74%) ■ MODEL (75-100%)

2012-13 2013-14 2014-15 CITY RANK PEER RANK

### OVERALL: 49% WATCH

A school's overall score represents its combined performance on the Achievement, Progress, Climate, and College & Career (for high schools only) domains.

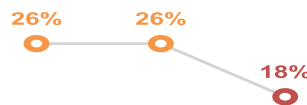


26th  
out of 140

6th  
out of 29

### Achievement: 18% Intervene

The Achievement domain measures performance on standardized assessments, including PSSA, Keystone Exams, ACCESS for ELLs, and reading assessments.

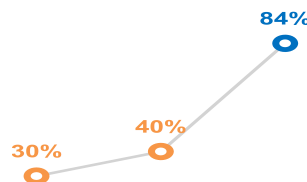


48th  
out of 140

12th  
out of 29

### Progress: 84% Model

The Progress domain measures growth on standardized assessments and progress towards graduation (for high schools only).

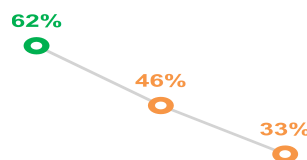


5th  
out of 125

PEER LEADER  
out of 24

### Climate: 33% Watch

The Climate domain measures school climate and student and parent/guardian engagement.



87th  
out of 139

24th  
out of 29

## Benjamin Franklin School

Governance District  
Address 5735 Rising Sun Ave.  
Philadelphia, PA 19120  
Phone/Fax 215-728-5017 / 215-728-5992  
Website www.philasd.org/schools/franklin

Report Type K8 School  
Enrollment 1,014  
Grade Range K-8  
Admissions Category Neighborhood  
Turnaround Model N/A

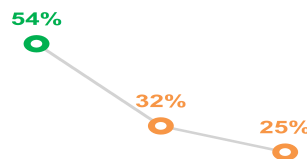
### Performance Tiers

■ INTERVENE (0-24%) ■ WATCH (25-49%) ■ REINFORCE (50-74%) ■ MODEL (75-100%)

2012-13 2013-14 2014-15 CITY RANK PEER RANK

### OVERALL: 25% WATCH

A school's overall score represents its combined performance on the Achievement, Progress, Climate, and College & Career (for high schools only) domains.

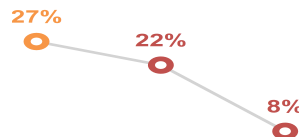


85th  
out of 140

22nd  
out of 29

### Achievement: 8% Intervene

The Achievement domain measures performance on standardized assessments, including PSSA, Keystone Exams, ACCESS for ELLs, and reading assessments.

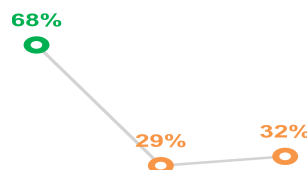


89th  
out of 140

27th  
out of 29

### Progress: 32% Watch

The Progress domain measures growth on standardized assessments and progress towards graduation (for high schools only).

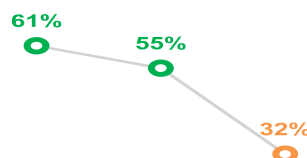


77th  
out of 125

17th  
out of 24

### Climate: 32% Watch

The Climate domain measures school climate and student and parent/guardian engagement.



88th  
out of 139

25th  
out of 29

## Allen M. Stearne School

Governance District  
Address 1655 Unity St.  
Philadelphia, PA 19124  
Phone/Fax 215-537-2522 / 215-537-2918  
Website www.philasd.org/schools/stearne

Report Type K8 School  
Enrollment 556  
Grade Range K-8  
Admissions Category Neighborhood  
Turnaround Model N/A

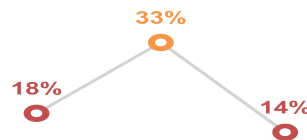
### Performance Tiers

■ INTERVENE (0-24%) ■ WATCH (25-49%) ■ REINFORCE (50-74%) ■ MODEL (75-100%)

2012-13 2013-14 2014-15 CITY RANK PEER RANK

### OVERALL: 14% INTERVENE

A school's overall score represents its combined performance on the Achievement, Progress, Climate, and College & Career (for high schools only) domains.

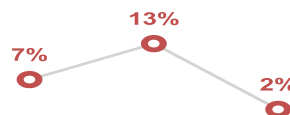


118th  
out of 140

20th  
out of 25

### Achievement: 2% Intervene

The Achievement domain measures performance on standardized assessments, including PSSA, Keystone Exams, ACCESS for ELLs, and reading assessments.

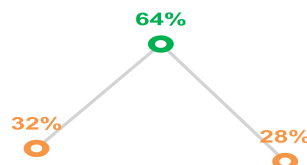


127th  
out of 140

23rd  
out of 25

### Progress: 28% Watch

The Progress domain measures growth on standardized assessments and progress towards graduation (for high schools only).

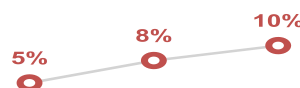


82nd  
out of 125

15th  
out of 25

### Climate: 10% Intervene

The Climate domain measures school climate and student and parent/guardian engagement.



122nd  
out of 139

22nd  
out of 25

## Francis Hopkinson School

Governance District  
Address 4001 L St.  
Philadelphia, PA 19124  
Phone/Fax 215-537-2526 / 215-537-2900  
Website www.philasd.org/schools/hopkinson

Report Type K8 School  
Enrollment 900  
Grade Range K-8  
Admissions Category Neighborhood  
Turnaround Model N/A

### Performance Tiers

■ INTERVENE (0-24%) ■ WATCH (25-49%) ■ REINFORCE (50-74%) ■ MODEL (75-100%)

2012-13 2013-14 2014-15 CITY RANK PEER RANK

### OVERALL: 35% WATCH

A school's overall score represents its combined performance on the Achievement, Progress, Climate, and College & Career (for high schools only) domains.

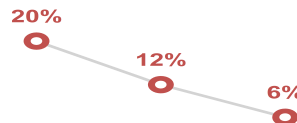


60th  
out of 140

9th  
out of 25

### Achievement: 6% Intervene

The Achievement domain measures performance on standardized assessments, including PSSA, Keystone Exams, ACCESS for ELLs, and reading assessments.

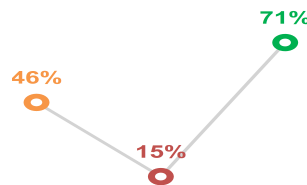


102nd  
out of 140

16th  
out of 25

### Progress: 71% Reinforce

The Progress domain measures growth on standardized assessments and progress towards graduation (for high schools only).

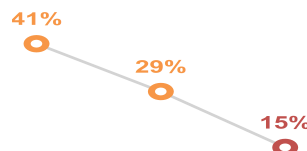


21st  
out of 125

4th  
out of 25

### Climate: 15% Intervene

The Climate domain measures school climate and student and parent/guardian engagement.



113rd  
out of 139

19th  
out of 25

## Andrew J. Morrison School

Governance District  
Address 5100 N. 3rd St.  
Philadelphia, PA 19120  
Phone/Fax 215-456-3004 / 215-456-5564  
Website www.philasd.org/schools/morrison

Report Type K8 School  
Enrollment 690  
Grade Range K-8  
Admissions Category Neighborhood  
Turnaround Model N/A

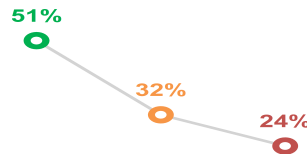
### Performance Tiers

■ INTERVENE (0-24%) ■ WATCH (25-49%) ■ REINFORCE (50-74%) ■ MODEL (75-100%)

2012-13 2013-14 2014-15 CITY RANK PEER RANK

### OVERALL: 24% INTERVENE

A school's overall score represents its combined performance on the Achievement, Progress, Climate, and College & Career (for high schools only) domains.

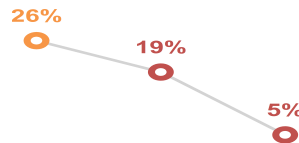


87th  
out of 140

14th  
out of 25

### Achievement: 5% Intervene

The Achievement domain measures performance on standardized assessments, including PSSA, Keystone Exams, ACCESS for ELLs, and reading assessments.

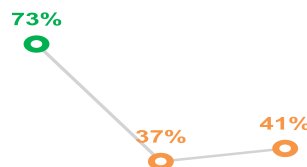


105th  
out of 140

18th  
out of 25

### Progress: 41% Watch

The Progress domain measures growth on standardized assessments and progress towards graduation (for high schools only).

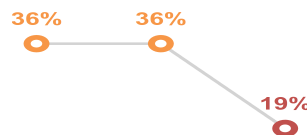


58th  
out of 125

11th  
out of 25

### Climate: 19% Intervene

The Climate domain measures school climate and student and parent/guardian engagement.



106th  
out of 139

17th  
out of 25

## Olney School

Governance District  
Address 5301 N. Water St.  
Philadelphia, PA 19120  
Phone/Fax 215-456-3003 / 215-456-5566  
Website www.philasd.org/schools/olney

Report Type K8 School  
Enrollment 860  
Grade Range K-8  
Admissions Category Neighborhood  
Turnaround Model N/A

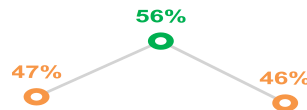
### Performance Tiers

■ INTERVENE (0-24%) ■ WATCH (25-49%) ■ REINFORCE (50-74%) ■ MODEL (75-100%)

2012-13 2013-14 2014-15 CITY RANK PEER RANK

### OVERALL: 46% WATCH

A school's overall score represents its combined performance on the Achievement, Progress, Climate, and College & Career (for high schools only) domains.

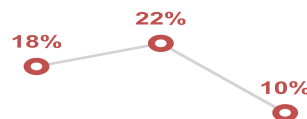


35th  
out of 140

4th  
out of 25

### Achievement: 10% Intervene

The Achievement domain measures performance on standardized assessments, including PSSA, Keystone Exams, ACCESS for ELLs, and reading assessments.

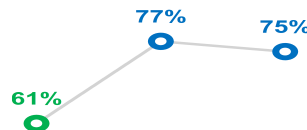


80th  
out of 140

9th  
out of 25

### Progress: 75% Model

The Progress domain measures growth on standardized assessments and progress towards graduation (for high schools only).

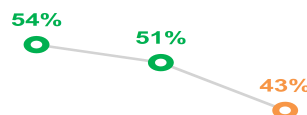


16th  
out of 125

2nd  
out of 25

### Climate: 43% Watch

The Climate domain measures school climate and student and parent/guardian engagement.



73rd  
out of 139

9th  
out of 25

## 2014-2015 School Progress Report

### William H. Ziegler School

Governance District  
Address 5935 Saul St.  
Philadelphia, PA 19149  
Phone/Fax 215-537-2510 / 215-537-2987  
Website www.philasd.org/schools/ziegler

Report Type K8 School  
Enrollment 531  
Grade Range K-8  
Admissions Category Neighborhood  
Turnaround Model N/A

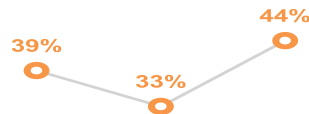
#### Performance Tiers

■ INTERVENE (0-24%) ■ WATCH (25-49%) ■ REINFORCE (50-74%) ■ MODEL (75-100%)

2012-13 2013-14 2014-15 CITY RANK PEER RANK

#### OVERALL: 44% WATCH

A school's overall score represents its combined performance on the Achievement, Progress, Climate, and College & Career (for high schools only) domains.

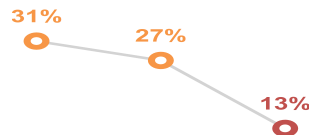


39th  
out of 140

5th  
out of 25

#### Achievement: 13% Intervene

The Achievement domain measures performance on standardized assessments, including PSSA, Keystone Exams, ACCESS for ELLs, and reading assessments.

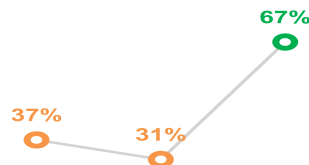


62nd  
out of 140

5th  
out of 25

#### Progress: 67% Reinforce

The Progress domain measures growth on standardized assessments and progress towards graduation (for high schools only).

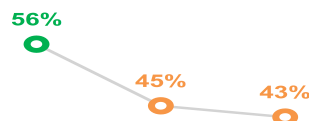


25th  
out of 125

6th  
out of 25

#### Climate: 43% Watch

The Climate domain measures school climate and student and parent/guardian engagement.



72nd  
out of 139

8th  
out of 25

## Bridesburg School

Governance District  
Address 2824 Jenks St.  
Philadelphia, PA 19137  
Phone/Fax 215-537-2515 / 215-537-3145  
Website [www.philasd.org/schools/bridesburg](http://www.philasd.org/schools/bridesburg)

Report Type K8 School  
Enrollment 611  
Grade Range K-7  
Admissions Category Neighborhood  
Turnaround Model N/A

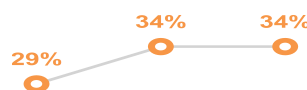
### Performance Tiers

■ INTERVENE (0-24%) ■ WATCH (25-49%) ■ REINFORCE (50-74%) ■ MODEL (75-100%)

2012-13 2013-14 2014-15 CITY RANK PEER RANK

### OVERALL: 34% WATCH

A school's overall score represents its combined performance on the Achievement, Progress, Climate, and College & Career (for high schools only) domains.

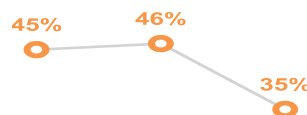


62nd  
out of 140

7th  
out of 9

### Achievement: 35% Watch

The Achievement domain measures performance on standardized assessments, including PSSA, Keystone Exams, ACCESS for ELLs, and reading assessments.

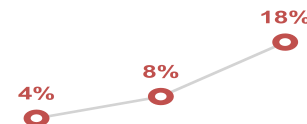


23rd  
out of 140

5th  
out of 9

### Progress: 18% Intervene

The Progress domain measures growth on standardized assessments and progress towards graduation (for high schools only).

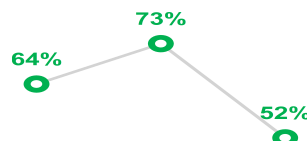


91st  
out of 125

8th  
out of 9

### Climate: 52% Reinforce

The Climate domain measures school climate and student and parent/guardian engagement.



63rd  
out of 139

7th  
out of 9



## 2014-2015 School Progress Report

### Mary M. Bethune School

Governance District  
Address 3301 Old York Rd.  
Philadelphia, PA 19140  
Phone/Fax 215-227-4433 / 215-227-8658  
Website [www.philasd.org/schools/bethune](http://www.philasd.org/schools/bethune)

Report Type K8 School  
Enrollment 753  
Grade Range K-8  
Admissions Category Neighborhood  
Turnaround Model N/A

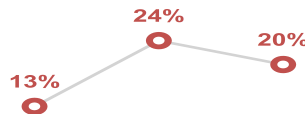
### Performance Tiers

■ INTERVENE (0-24%) ■ WATCH (25-49%) ■ REINFORCE (50-74%) ■ MODEL (75-100%)

2012-13 2013-14 2014-15 CITY RANK PEER RANK

### OVERALL: 20% INTERVENE

A school's overall score represents its combined performance on the Achievement, Progress, Climate, and College & Career (for high schools only) domains.



101st  
out of 140

16th  
out of 25

### Achievement: 6% Intervene

The Achievement domain measures performance on standardized assessments, including PSSA, Keystone Exams, ACCESS for ELLs, and reading assessments.

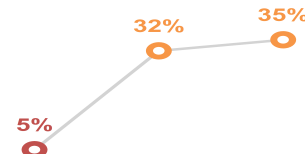


99th  
out of 140

14th  
out of 25

### Progress: 35% Watch

The Progress domain measures growth on standardized assessments and progress towards graduation (for high schools only).

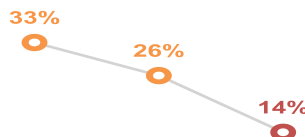


73rd  
out of 125

13th  
out of 25

### Climate: 14% Intervene

The Climate domain measures school climate and student and parent/guardian engagement.



114th  
out of 139

20th  
out of 25

## 2014-2015 School Progress Report

### Ethan Allen School

Governance District  
Address 6329 Battersby St.  
Philadelphia, PA 19149  
Phone/Fax 215-537-2530 / 215-537-2599  
Website [www.philasd.org/schools/ethanallen](http://www.philasd.org/schools/ethanallen)

Report Type K8 School  
Enrollment 904  
Grade Range K-8  
Admissions Category Neighborhood  
Turnaround Model N/A

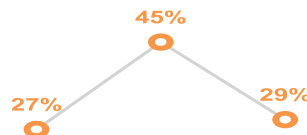
### Performance Tiers

■ INTERVENE (0-24%) ■ WATCH (25-49%) ■ REINFORCE (50-74%) ■ MODEL (75-100%)

2012-13 2013-14 2014-15 CITY RANK PEER RANK

### OVERALL: 29% WATCH

A school's overall score represents its combined performance on the Achievement, Progress, Climate, and College & Career (for high schools only) domains.

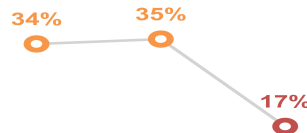


72nd  
out of 140

7th  
out of 11

### Achievement: 17% Intervene

The Achievement domain measures performance on standardized assessments, including PSSA, Keystone Exams, ACCESS for ELLs, and reading assessments.

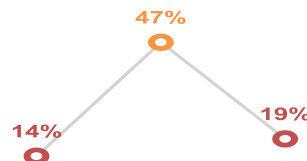


50th  
out of 140

6th  
out of 11

### Progress: 19% Intervene

The Progress domain measures growth on standardized assessments and progress towards graduation (for high schools only).



89th  
out of 125

9th  
out of 11

### Climate: 53% Reinforce

The Climate domain measures school climate and student and parent/guardian engagement.



57th  
out of 139

7th  
out of 11

## Hamilton Disston School

Governance District  
Address 6801 Cottage St.  
Philadelphia, PA 19135  
Phone/Fax 215-335-5661 / 215-335-5030  
Website www.philasd.org/schools/disston

Report Type K8 School  
Enrollment 868  
Grade Range K-8  
Admissions Category Neighborhood  
Turnaround Model N/A

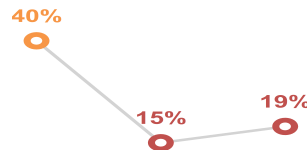
### Performance Tiers

■ INTERVENE (0-24%) ■ WATCH (25-49%) ■ REINFORCE (50-74%) ■ MODEL (75-100%)

2012-13 2013-14 2014-15 CITY RANK PEER RANK

### OVERALL: 19% INTERVENE

A school's overall score represents its combined performance on the Achievement, Progress, Climate, and College & Career (for high schools only) domains.




106th  
out of 140

10th  
out of 11

### Achievement: 6% Intervene

The Achievement domain measures performance on standardized assessments, including PSSA, Keystone Exams, ACCESS for ELLs, and reading assessments.




97th  
out of 140

9th  
out of 11

### Progress: 29% Watch

The Progress domain measures growth on standardized assessments and progress towards graduation (for high schools only).

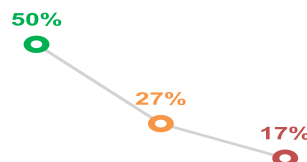


79th  
out of 125

7th  
out of 11

### Climate: 17% Intervene

The Climate domain measures school climate and student and parent/guardian engagement.



108th  
out of 139

11th  
out of 11

## Mayfair School

Governance District  
Address 3001 Princeton Ave.  
Philadelphia, PA 19149  
Phone/Fax 215-335-5651 / 215-335-5035  
Website www.philasd.org/schools/mayfair

Report Type K8 School  
Enrollment 1,176  
Grade Range K-8  
Admissions Category Neighborhood  
Turnaround Model N/A

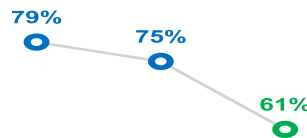
### Performance Tiers

■ INTERVENE (0-24%) ■ WATCH (25-49%) ■ REINFORCE (50-74%) ■ MODEL (75-100%)

2012-13 2013-14 2014-15 CITY RANK PEER RANK

### OVERALL: 61% REINFORCE

A school's overall score represents its combined performance on the Achievement, Progress, Climate, and College & Career (for high schools only) domains.

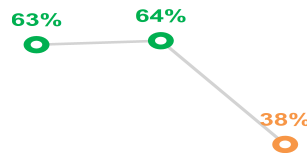


9th  
out of 140

3rd  
out of 9

### Achievement: 38% Watch

The Achievement domain measures performance on standardized assessments, including PSSA, Keystone Exams, ACCESS for ELLs, and reading assessments.

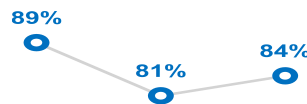


18th  
out of 140

3rd  
out of 9

### Progress: 84% Model

The Progress domain measures growth on standardized assessments and progress towards graduation (for high schools only).

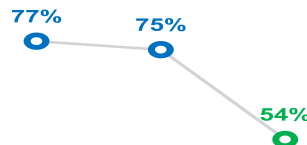


3rd  
out of 125

3rd  
out of 9

### Climate: 54% Reinforce

The Climate domain measures school climate and student and parent/guardian engagement.



55th  
out of 139

6th  
out of 9

## Gilbert Spruance School

Governance District  
Address 6401 Horrocks St.  
Philadelphia, PA 19149  
Phone/Fax 215-537-2514 / 215-537-2933  
Website www.philasd.org/schools/spruance

Report Type K8 School  
Enrollment 1,395  
Grade Range K-8  
Admissions Category Neighborhood  
Turnaround Model N/A

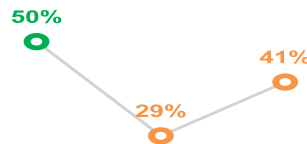
### Performance Tiers

■ INTERVENE (0-24%) ■ WATCH (25-49%) ■ REINFORCE (50-74%) ■ MODEL (75-100%)

2012-13 2013-14 2014-15 CITY RANK PEER RANK

### OVERALL: 41% WATCH

A school's overall score represents its combined performance on the Achievement, Progress, Climate, and College & Career (for high schools only) domains.

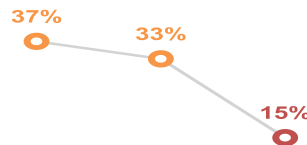


46th  
out of 140

4th  
out of 11

### Achievement: 15% Intervene

The Achievement domain measures performance on standardized assessments, including PSSA, Keystone Exams, ACCESS for ELLs, and reading assessments.



58th  
out of 140

7th  
out of 11

### Progress: 51% Reinforce

The Progress domain measures growth on standardized assessments and progress towards graduation (for high schools only).

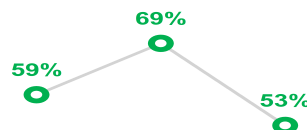


38th  
out of 125

2nd  
out of 11

### Climate: 53% Reinforce

The Climate domain measures school climate and student and parent/guardian engagement.



59th  
out of 139

8th  
out of 11

## 2014-2015 School Progress Report

### Louis H. Farrell School

Governance District  
Address 8300 Castor Ave.  
Philadelphia, PA 19152  
Phone/Fax 215-728-5009 / 215-728-5225  
Website [www.philasd.org/schools/farrell](http://www.philasd.org/schools/farrell)

Report Type K8 School  
Enrollment 1,061  
Grade Range K-8  
Admissions Category Neighborhood  
Turnaround Model N/A

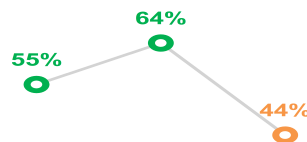
### Performance Tiers

■ INTERVENE (0-24%) ■ WATCH (25-49%) ■ REINFORCE (50-74%) ■ MODEL (75-100%)

2012-13 2013-14 2014-15 CITY RANK PEER RANK

### OVERALL: 44% WATCH

A school's overall score represents its combined performance on the Achievement, Progress, Climate, and College & Career (for high schools only) domains.

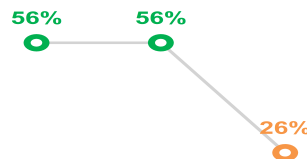


37th  
out of 140

5th  
out of 9

### Achievement: 26% Watch

The Achievement domain measures performance on standardized assessments, including PSSA, Keystone Exams, ACCESS for ELLs, and reading assessments.

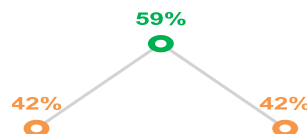


33rd  
out of 140

6th  
out of 9

### Progress: 42% Watch

The Progress domain measures growth on standardized assessments and progress towards graduation (for high schools only).

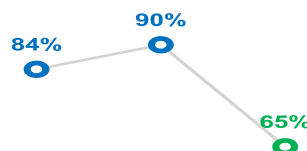


57th  
out of 125

6th  
out of 9

### Climate: 65% Reinforce

The Climate domain measures school climate and student and parent/guardian engagement.



37th  
out of 139

4th  
out of 9

## A.L. Fitzpatrick School

Governance District  
Address 11061 Knights Rd.  
Philadelphia, PA 19154  
Phone/Fax 215-281-2602 / 215-281-3330  
Website [www.philasd.org/schools/fitzpatrick](http://www.philasd.org/schools/fitzpatrick)

Report Type K8 School  
Enrollment 877  
Grade Range K-8  
Admissions Category Neighborhood  
Turnaround Model N/A

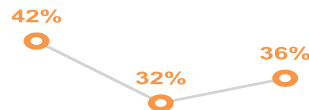
### Performance Tiers

■ INTERVENE (0-24%) ■ WATCH (25-49%) ■ REINFORCE (50-74%) ■ MODEL (75-100%)

	2012-13	2013-14	2014-15	CITY RANK	PEER RANK
--	---------	---------	---------	-----------	-----------

### OVERALL: 36% WATCH

A school's overall score represents its combined performance on the Achievement, Progress, Climate, and College & Career (for high schools only) domains.

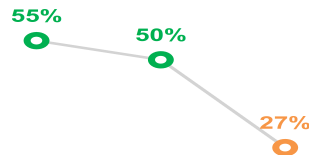


57th  
out of 140

7th  
out of 10

### Achievement: 27% Watch

The Achievement domain measures performance on standardized assessments, including PSSA, Keystone Exams, ACCESS for ELLs, and reading assessments.

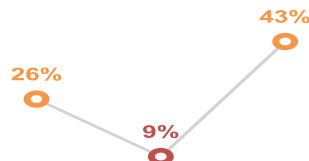


32nd  
out of 140

8th  
out of 10

### Progress: 43% Watch

The Progress domain measures growth on standardized assessments and progress towards graduation (for high schools only).

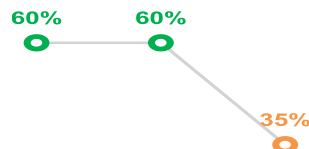


51st  
out of 125

5th  
out of 10

### Climate: 35% Watch

The Climate domain measures school climate and student and parent/guardian engagement.



83rd  
out of 139

10th  
out of 10

## Stephen Decatur School

Governance District  
Address 3500 Academy Rd.  
Philadelphia, PA 19154  
Phone/Fax 215-281-2606 / 215-281-5803  
Website [www.philasd.org/schools/decaturn](http://www.philasd.org/schools/decaturn)

Report Type K8 School  
Enrollment 1,040  
Grade Range K-8  
Admissions Category Neighborhood  
Turnaround Model N/A

### Performance Tiers

■ INTERVENE (0-24%) ■ WATCH (25-49%) ■ REINFORCE (50-74%) ■ MODEL (75-100%)

2012-13 2013-14 2014-15 CITY RANK PEER RANK

### OVERALL: 56% REINFORCE

A school's overall score represents its combined performance on the Achievement, Progress, Climate, and College & Career (for high schools only) domains.

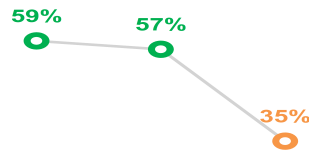


19th  
out of 140

4th  
out of 10

### Achievement: 35% Watch

The Achievement domain measures performance on standardized assessments, including PSSA, Keystone Exams, ACCESS for ELLs, and reading assessments.

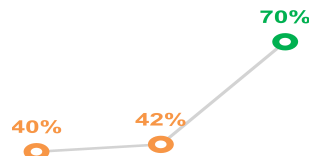


21st  
out of 140

4th  
out of 10

### Progress: 70% Reinforce

The Progress domain measures growth on standardized assessments and progress towards graduation (for high schools only).

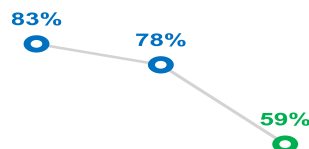


22nd  
out of 125

2nd  
out of 10

### Climate: 59% Reinforce

The Climate domain measures school climate and student and parent/guardian engagement.



46th  
out of 139

7th  
out of 10



## 2014-2015 School Progress Report

### Joseph Greenberg School

Governance District  
Address 600 Sharon Ln.  
Philadelphia, PA 19115  
Phone/Fax 215-961-2002 / 215-961-2560  
Website [www.philasd.org/schools/greenberg](http://www.philasd.org/schools/greenberg)

Report Type K8 School  
Enrollment 703  
Grade Range K-8  
Admissions Category Neighborhood  
Turnaround Model N/A

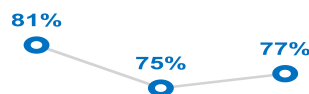
### Performance Tiers

■ INTERVENE (0-24%) ■ WATCH (25-49%) ■ REINFORCE (50-74%) ■ MODEL (75-100%)

2012-13 2013-14 2014-15 CITY RANK PEER RANK

### OVERALL: 77% MODEL

A school's overall score represents its combined performance on the Achievement, Progress, Climate, and College & Career (for high schools only) domains.

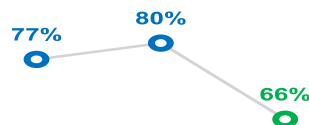


5th  
out of 140

3rd  
out of 10

### Achievement: 66% Reinforce

The Achievement domain measures performance on standardized assessments, including PSSA, Keystone Exams, ACCESS for ELLs, and reading assessments.




6th  
out of 140

5th  
out of 10

### Progress: 77% Model

The Progress domain measures growth on standardized assessments and progress towards graduation (for high schools only).

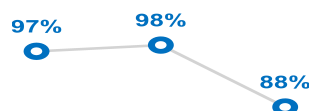


9th  
out of 125

2nd  
out of 10

### Climate: 88% Model

The Climate domain measures school climate and student and parent/guardian engagement.



12th  
out of 139

8th  
out of 10

## Community Academy of Philadelphia Charter School

Governance Charter  
Address 1100 E. Erie Ave.  
Philadelphia, PA 19124  
Phone/Fax 215-533-6700 / 215-533-6722  
Website <http://www.communityacademy.org/>

Report Type K8 School  
Enrollment 648  
Grade Range K-8  
Admissions Category Citywide  
Turnaround Model N/A

### Performance Tiers

■ INTERVENE (0-24%) ■ WATCH (25-49%) ■ REINFORCE (50-74%) ■ MODEL (75-100%)

2012-13 2013-14 2014-15 CITY RANK PEER RANK

### OVERALL: 56% REINFORCE

A school's overall score represents its combined performance on the Achievement, Progress, Climate, and College & Career (for high schools only) domains.

56%  
○

21st  
out of 140

4th  
out of 29

### Achievement: 11% Intervene

The Achievement domain measures performance on standardized assessments, including PSSA, Keystone Exams, ACCESS for ELLs, and reading assessments.

11%  
○

74th  
out of 140

22nd  
out of 29

### Progress: 78% Model

The Progress domain measures growth on standardized assessments and progress towards graduation (for high schools only).

78%  
○

8th  
out of 125

2nd  
out of 24

### Climate: 71% Reinforce

The Climate domain measures school climate and student and parent/guardian engagement.

71%  
○

27th  
out of 139

8th  
out of 29

## Harambee Institute of Science and Technology Charter School

Governance Charter  
Address 640 N. 66th St.  
Philadelphia, PA 19151  
Phone/Fax 215-472-8770 / 215-472-9611  
Website [www.iguana-workspace.com/histcs/](http://www.iguana-workspace.com/histcs/)

Report Type K8 School  
Enrollment 548  
Grade Range K-8  
Admissions Category Citywide  
Turnaround Model N/A

### Performance Tiers

■ INTERVENE (0-24%) ■ WATCH (25-49%) ■ REINFORCE (50-74%) ■ MODEL (75-100%)

2012-13 2013-14 2014-15 CITY RANK PEER RANK

### OVERALL: 47% WATCH

A school's overall score represents its combined performance on the Achievement, Progress, Climate, and College & Career (for high schools only) domains.

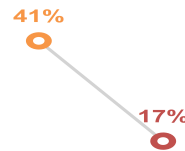


33rd  
out of 140

8th  
out of 29

### Achievement: 17% Intervene

The Achievement domain measures performance on standardized assessments, including PSSA, Keystone Exams, ACCESS for ELLs, and reading assessments.



51st  
out of 140

13th  
out of 29

### Progress: 41% Watch

The Progress domain measures growth on standardized assessments and progress towards graduation (for high schools only).



62nd  
out of 125

13th  
out of 24

### Climate: 82% Model

The Climate domain measures school climate and student and parent/guardian engagement.



17th  
out of 139





3rd  
out of 29

## Christopher Columbus Charter School

Governance	Charter	Report Type	K8 School
Address	916 Christian St. Philadelphia, PA 19147	Enrollment	820
Phone/Fax	215-925-7400 / 215-925-6851	Grade Range	K-8
Website	<a href="http://christophercolumbus.comcastbiz.net/">http://christophercolumbus.comcastbiz.net/</a>	Admissions Category	Citywide
		Turnaround Model	N/A

### Performance Tiers

■ INTERVENE (0-24%)    ■ WATCH (25-49%)    ■ REINFORCE (50-74%)    ■ MODEL (75-100%)

	2012-13	2013-14	2014-15	CITY RANK	PEER RANK
<b>OVERALL: 65% REINFORCE</b>					
A school's overall score represents its combined performance on the Achievement, Progress, Climate, and College & Career (for high schools only) domains.			65% 	8th out of 140	PEER LEADER out of 10
<b>Achievement: 42% Watch</b>					
The Achievement domain measures performance on standardized assessments, including PSSA, Keystone Exams, ACCESS for ELLs, and reading assessments.			42% 	14th out of 140	3rd out of 10
<b>Progress: 59% Reinforce</b>					
The Progress domain measures growth on standardized assessments and progress towards graduation (for high schools only).			59% 	29th out of 125	3rd out of 10
<b>Climate: 92% Model</b>					
The Climate domain measures school climate and student and parent/guardian engagement.			92% 	2nd out of 139	PEER LEADER out of 10

## Eugenio Maria De Hostos Charter School

Governance Charter  
Address 6301 N. 2nd St.  
Philadelphia, PA 19120  
Phone/Fax 215-455-2300 / 215-455-6312  
Website [www.aspirapa.org/schools/hostos-school/](http://www.aspirapa.org/schools/hostos-school/)

Report Type K8 School  
Enrollment 468  
Grade Range K-8  
Admissions Category Citywide  
Turnaround Model N/A

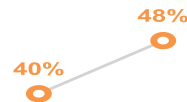
### Performance Tiers

■ INTERVENE (0-24%) ■ WATCH (25-49%) ■ REINFORCE (50-74%) ■ MODEL (75-100%)

2012-13 2013-14 2014-15 CITY RANK PEER RANK

### OVERALL: 48% WATCH

A school's overall score represents its combined performance on the Achievement, Progress, Climate, and College & Career (for high schools only) domains.

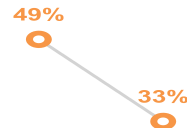


30th  
out of 140

7th  
out of 29

### Achievement: 33% Watch

The Achievement domain measures performance on standardized assessments, including PSSA, Keystone Exams, ACCESS for ELLs, and reading assessments.

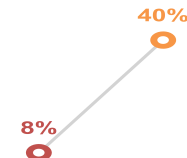


24th  
out of 140

3rd  
out of 29

### Progress: 40% Watch

The Progress domain measures growth on standardized assessments and progress towards graduation (for high schools only).

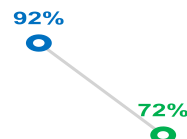


65th  
out of 125

15th  
out of 24

### Climate: 72% Reinforce

The Climate domain measures school climate and student and parent/guardian engagement.



24th  
out of 139

6th  
out of 29

## Laboratory Charter School of Communication and Languages

Governance Charter  
Address 800 N. Orianna St.  
Philadelphia, PA 19123  
Phone/Fax 215-574-1680 / 215-574-0622  
Website <http://www.thelaboratorycharterschool.com/>

Report Type K8 School  
Enrollment 624  
Grade Range K-8  
Admissions Category Citywide  
Turnaround Model N/A

### Performance Tiers

■ INTERVENE (0-24%) ■ WATCH (25-49%) ■ REINFORCE (50-74%) ■ MODEL (75-100%)

2012-13 2013-14 2014-15 CITY RANK PEER RANK

### OVERALL: 59% REINFORCE

A school's overall score represents its combined performance on the Achievement, Progress, Climate, and College & Career (for high schools only) domains.

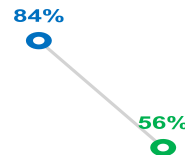


13th  
out of 140

PEER LEADER  
out of 29

### Achievement: 56% Reinforce

The Achievement domain measures performance on standardized assessments, including PSSA, Keystone Exams, ACCESS for ELLs, and reading assessments.



10th  
out of 140

PEER LEADER  
out of 29

### Progress: 46% Watch

The Progress domain measures growth on standardized assessments and progress towards graduation (for high schools only).

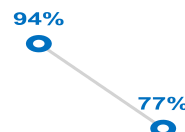


46th  
out of 125

10th  
out of 24

### Climate: 77% Model

The Climate domain measures school climate and student and parent/guardian engagement.



20th  
out of 139

4th  
out of 29

## West Oak Lane Charter School

Governance Charter  
Address 7115 Stenton Ave.  
Philadelphia, PA 19138  
Phone/Fax 215-927-7995 / 215-927-7980  
Website <http://www.wolcs.org/>

Report Type K8 School  
Enrollment 991  
Grade Range K-8  
Admissions Category Citywide  
Turnaround Model N/A

### Performance Tiers

■ INTERVENE (0-24%) ■ WATCH (25-49%) ■ REINFORCE (50-74%) ■ MODEL (75-100%)

2012-13 2013-14 2014-15 CITY RANK PEER RANK

### OVERALL: 27% WATCH

A school's overall score represents its combined performance on the Achievement, Progress, Climate, and College & Career (for high schools only) domains.

27%  
○

79th  
out of 140

13th  
out of 46

### Achievement: 22% Intervene

The Achievement domain measures performance on standardized assessments, including PSSA, Keystone Exams, ACCESS for ELLs, and reading assessments.

22%  
○

41st  
out of 140

2nd  
out of 46

### Progress: 0% Intervene

The Progress domain measures growth on standardized assessments and progress towards graduation (for high schools only).

0%  
○

125th  
out of 125

39th  
out of 39

### Climate: 65% Reinforce

The Climate domain measures school climate and student and parent/guardian engagement.

65%  
○

38th  
out of 139

3rd  
out of 45

## Alliance For Progress Charter School

Governance Charter  
Address 1821 N. Cecil B. Moore Ave.  
Philadelphia, PA 19121  
Phone/Fax 215-232-4892 / 215-232-4893  
Website [www.afpcs.org/](http://www.afpcs.org/)

Report Type K8 School  
Enrollment 455  
Grade Range K-8  
Admissions Category Citywide  
Turnaround Model N/A

### Performance Tiers

■ INTERVENE (0-24%) ■ WATCH (25-49%) ■ REINFORCE (50-74%) ■ MODEL (75-100%)

2012-13 2013-14 2014-15 CITY RANK PEER RANK

### OVERALL: 46% WATCH

A school's overall score represents its combined performance on the Achievement, Progress, Climate, and College & Career (for high schools only) domains.

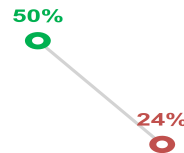


34th  
out of 140

3rd  
out of 46

### Achievement: 24% Intervene

The Achievement domain measures performance on standardized assessments, including PSSA, Keystone Exams, ACCESS for ELLs, and reading assessments.



36th  
out of 140

PEER LEADER  
out of 46

### Progress: 34% Watch

The Progress domain measures growth on standardized assessments and progress towards graduation (for high schools only).



75th  
out of 125

22nd  
out of 39

### Climate: 82% Model

The Climate domain measures school climate and student and parent/guardian engagement.



15th  
out of 139

PEER LEADER  
out of 45



## Math, Civics and Sciences Charter School

Governance Charter  
Address 447 N. Broad St.  
Philadelphia, PA 19123  
Phone/Fax 215-923-4880 / 215-923-4859  
Website [www.mcscs.org/](http://www.mcscs.org/)

Report Type K8 School  
Enrollment 726  
Grade Range 1-8  
Admissions Category Citywide  
Turnaround Model N/A

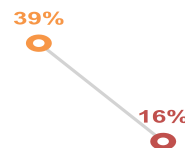
### Performance Tiers

■ INTERVENE (0-24%) ■ WATCH (25-49%) ■ REINFORCE (50-74%) ■ MODEL (75-100%)

2012-13 2013-14 2014-15 CITY RANK PEER RANK

### OVERALL: 16% INTERVENE

A school's overall score represents its combined performance on the Achievement, Progress, Climate, and College & Career (for high schools only) domains.

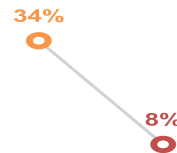


111st  
out of 140

26th  
out of 29

### Achievement: 8% Intervene

The Achievement domain measures performance on standardized assessments, including PSSA, Keystone Exams, ACCESS for ELLs, and reading assessments.

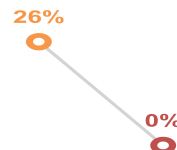


88th  
out of 140

26th  
out of 29

### Progress: 0% Intervene

The Progress domain measures growth on standardized assessments and progress towards graduation (for high schools only).

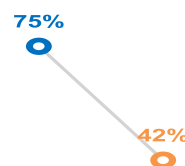


125th  
out of 125

24th  
out of 24

### Climate: 42% Watch

The Climate domain measures school climate and student and parent/guardian engagement.



74th  
out of 139

19th  
out of 29

## Philadelphia Academy Charter School

Governance Charter  
Address 11000 Roosevelt Blvd.  
Philadelphia, PA 19116  
Phone/Fax 215-676-8320 / 215-676-8340  
Website <http://philadelphiaacademy.org/>

Report Type K8 School  
Enrollment 692  
Grade Range K-8  
Admissions Category Citywide  
Turnaround Model N/A

### Performance Tiers

■ INTERVENE (0-24%) ■ WATCH (25-49%) ■ REINFORCE (50-74%) ■ MODEL (75-100%)

2012-13 2013-14 2014-15 CITY RANK PEER RANK

### OVERALL: 78% MODEL

A school's overall score represents its combined performance on the Achievement, Progress, Climate, and College & Career (for high schools only) domains.

78%  
○

4th  
out of 140

2nd  
out of 10

### Achievement: 67% Reinforce

The Achievement domain measures performance on standardized assessments, including PSSA, Keystone Exams, ACCESS for ELLs, and reading assessments.

67%  
○

4th  
out of 140

4th  
out of 10

### Progress: 76% Model

The Progress domain measures growth on standardized assessments and progress towards graduation (for high schools only).

76%  
○

15th  
out of 125

4th  
out of 10

### Climate: 91% Model

The Climate domain measures school climate and student and parent/guardian engagement.

91%  
○


5th  
out of 139

4th  
out of 10

# Hardy Williams Academy Mastery Charter School

Governance	Charter	Report Type	K8 School
Address	5400 Warrington St. Philadelphia, PA 19143	Enrollment	828
Phone/Fax	215-724-2343 / 215-724-2374	Grade Range	K-8
Website	www.masterycharter.org/schools/hardy-williams-campus	Admissions Category	Citywide With Criteria
		Turnaround Model	N/A

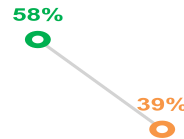
## Performance Tiers



	2012-13	2013-14	2014-15	CITY RANK	PEER RANK
--	---------	---------	---------	-----------	-----------

## OVERALL: 39% WATCH

A school's overall score represents its combined performance on the Achievement, Progress, Climate, and College & Career (for high schools only) domains.

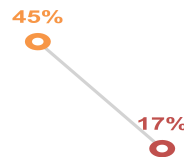


**48th**  
out of 140

**12th**  
out of 29

## Achievement: 17% Intervene

The Achievement domain measures performance on standardized assessments, including PSSA, Keystone Exams, ACCESS for ELLs, and reading assessments.

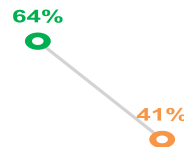


**52nd**  
out of 140

**14th**  
out of 29

## Progress: 41% Watch

The Progress domain measures growth on standardized assessments and progress towards graduation (for high schools only).



**63rd**  
out of 125

**14th**  
out of 24

## Climate: 57% Reinforce

The Climate domain measures school climate and student and parent/guardian engagement.



**50th**  
out of 139

**15th**  
out of 29

# Universal Institute Charter School

Governance Charter  
 Address 801 S. 15th St.  
 Philadelphia, PA 19146  
 Phone/Fax 215-732-2876 / 215-732-8066  
 Website [www.universalcompanies.org/education/universal-institute-charter-school/](http://www.universalcompanies.org/education/universal-institute-charter-school/)

Report Type K8 School  
 Enrollment 733  
 Grade Range K-8  
 Admissions Category Citywide  
 Turnaround Model N/A

## Performance Tiers

■ INTERVENE (0-24%) ■ WATCH (25-49%) ■ REINFORCE (50-74%) ■ MODEL (75-100%)

	2012-13	2013-14	2014-15	CITY RANK	PEER RANK
--	---------	---------	---------	-----------	-----------

## OVERALL: 60% REINFORCE

A school's overall score represents its combined performance on the Achievement, Progress, Climate, and College & Career (for high schools only) domains.



## Achievement: 14% Intervene

The Achievement domain measures performance on standardized assessments, including PSSA, Keystone Exams, ACCESS for ELLs, and reading assessments.



## Progress: 83% Model

The Progress domain measures growth on standardized assessments and progress towards graduation (for high schools only).



## Climate: 71% Reinforce

The Climate domain measures school climate and student and parent/guardian engagement.



# 2014-2015 School Progress Report

## Mathematics, Science, and Technology Community Charter School (MaST)

Governance Charter  
Address 1800 Byberry Rd.  
Philadelphia, PA 19116  
Phone/Fax 267-348-1100 / 267-348-1217  
Website [www.mastccs.org/](http://www.mastccs.org/)

Report Type K8 School  
Enrollment 900  
Grade Range K-8  
Admissions Category Citywide  
Turnaround Model N/A

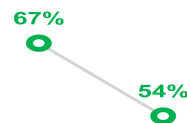
### Performance Tiers

■ INTERVENE (0-24%) ■ WATCH (25-49%) ■ REINFORCE (50-74%) ■ MODEL (75-100%)

2012-13 2013-14 2014-15 CITY RANK PEER RANK

### OVERALL: 54% REINFORCE

A school's overall score represents its combined performance on the Achievement, Progress, Climate, and College & Career (for high schools only) domains.

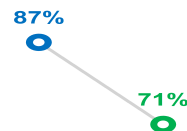


23rd  
out of 140

7th  
out of 10

### Achievement: 71% Reinforce

The Achievement domain measures performance on standardized assessments, including PSSA, Keystone Exams, ACCESS for ELLs, and reading assessments.

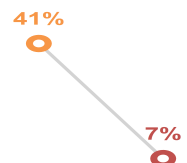


2nd  
out of 140

2nd  
out of 10

### Progress: 7% Intervene

The Progress domain measures growth on standardized assessments and progress towards graduation (for high schools only).



106th  
out of 125

7th  
out of 10

### Climate: 96% Model

The Climate domain measures school climate and student and parent/guardian engagement.



CITY LEADER  
out of 139

PEER LEADER  
out of 10

## Mariana Bracetti Academy Charter School

Governance Charter  
Address 1840 Torresdale Ave.  
Philadelphia, PA 19124  
Phone/Fax 215-291-4436 / 215-291-4985  
Website <http://www.mbacs.org/>

Report Type K8 School  
Enrollment 640  
Grade Range K-2, 6-8  
Admissions Category Citywide  
Turnaround Model N/A

### Performance Tiers

■ INTERVENE (0-24%) ■ WATCH (25-49%) ■ REINFORCE (50-74%) ■ MODEL (75-100%)

2012-13 2013-14 2014-15 CITY RANK PEER RANK

### OVERALL: 41% WATCH

A school's overall score represents its combined performance on the Achievement, Progress, Climate, and College & Career (for high schools only) domains.

41%  
○

44th  
out of 140

6th  
out of 25

### Achievement: 5% Intervene

The Achievement domain measures performance on standardized assessments, including PSSA, Keystone Exams, ACCESS for ELLs, and reading assessments.

5%  
○

104th  
out of 140

17th  
out of 25

### Progress: 48% Watch

The Progress domain measures growth on standardized assessments and progress towards graduation (for high schools only).

48%  
○

42nd  
out of 125

10th  
out of 25

### Climate: 69% Reinforce

The Climate domain measures school climate and student and parent/guardian engagement.

69%  
○

32nd  
out of 139

2nd  
out of 25

## New Foundations Charter School

Governance Charter  
Address 8001 Torresdale Ave.  
Philadelphia, PA 19136  
Phone/Fax 215-624-8100 / 215-624-0600  
Website <http://www.nfcsonline.org/>

Report Type K8 School  
Enrollment 708  
Grade Range K-8  
Admissions Category Citywide With Criteria  
Turnaround Model N/A

### Performance Tiers

■ INTERVENE (0-24%) ■ WATCH (25-49%) ■ REINFORCE (50-74%) ■ MODEL (75-100%)

2012-13 2013-14 2014-15 CITY RANK PEER RANK

### OVERALL: 74% REINFORCE

A school's overall score represents its combined performance on the Achievement, Progress, Climate, and College & Career (for high schools only) domains.

74%  
○

6th  
out of 140

4th  
out of 10

### Achievement: 57% Reinforce

The Achievement domain measures performance on standardized assessments, including PSSA, Keystone Exams, ACCESS for ELLs, and reading assessments.

57%  
○

9th  
out of 140

7th  
out of 10

### Progress: 76% Model

The Progress domain measures growth on standardized assessments and progress towards graduation (for high schools only).

76%  
○

13th  
out of 125

3rd  
out of 10

### Climate: 88% Model

The Climate domain measures school climate and student and parent/guardian engagement.

88%  
○

11th  
out of 139

7th  
out of 10

## People for People Charter School

Governance Charter  
 Address 800 N. Broad St.  
 Philadelphia, PA 19130  
 Phone/Fax 215-763-7060 / 215-763-6210  
 Website [www.pfpcs.org/pages/PPCS](http://www.pfpcs.org/pages/PPCS)

Report Type K8 School  
 Enrollment 559  
 Grade Range K-8  
 Admissions Category Citywide  
 Turnaround Model N/A

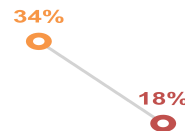
### Performance Tiers

■ INTERVENE (0-24%) ■ WATCH (25-49%) ■ REINFORCE (50-74%) ■ MODEL (75-100%)

2012-13 2013-14 2014-15 CITY RANK PEER RANK

### OVERALL: 18% INTERVENE

A school's overall score represents its combined performance on the Achievement, Progress, Climate, and College & Career (for high schools only) domains.

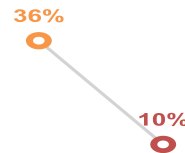


110th  
out of 140

28th  
out of 46

### Achievement: 10% Intervene

The Achievement domain measures performance on standardized assessments, including PSSA, Keystone Exams, ACCESS for ELLs, and reading assessments.

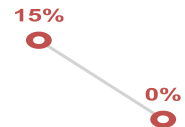


82nd  
out of 140

13th  
out of 46

### Progress: 0% Intervene

The Progress domain measures growth on standardized assessments and progress towards graduation (for high schools only).

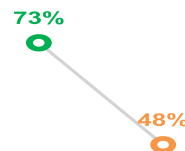


125th  
out of 125

39th  
out of 39

### Climate: 48% Watch

The Climate domain measures school climate and student and parent/guardian engagement.



69th  
out of 139

9th  
out of 45



## Philadelphia Performing Arts Charter School

Governance Charter  
Address 2600 S. Broad St.  
Philadelphia, PA 19145  
Phone/Fax 215-551-4000 / 215-551-1113  
Website www.ppacs.net/

Report Type K8 School  
Enrollment 1,664  
Grade Range K-8  
Admissions Category Citywide With Criteria  
Turnaround Model N/A

### Performance Tiers

■ INTERVENE (0-24%) ■ WATCH (25-49%) ■ REINFORCE (50-74%) ■ MODEL (75-100%)

2012-13 2013-14 2014-15 CITY RANK PEER RANK

### OVERALL: 44% WATCH

A school's overall score represents its combined performance on the Achievement, Progress, Climate, and College & Career (for high schools only) domains.

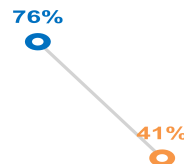


38th  
out of 140

9th  
out of 10

### Achievement: 41% Watch

The Achievement domain measures performance on standardized assessments, including PSSA, Keystone Exams, ACCESS for ELLs, and reading assessments.

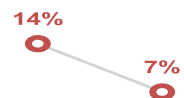


15th  
out of 140

9th  
out of 10

### Progress: 7% Intervene

The Progress domain measures growth on standardized assessments and progress towards graduation (for high schools only).

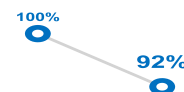


107th  
out of 125

8th  
out of 10

### Climate: 92% Model

The Climate domain measures school climate and student and parent/guardian engagement.



4th  
out of 139

3rd  
out of 10

## Global Leadership Academy Charter School

Governance Charter  
Address 4601 W. Girard Ave.  
Philadelphia, PA 19131  
Phone/Fax 267-295-5700 / 215-295-5701  
Website <http://www.glacharter.org/>

Report Type K8 School  
Enrollment 740  
Grade Range K-8  
Admissions Category Citywide  
Turnaround Model N/A

### Performance Tiers

■ INTERVENE (0-24%) ■ WATCH (25-49%) ■ REINFORCE (50-74%) ■ MODEL (75-100%)

2012-13 2013-14 2014-15 CITY RANK PEER RANK

### OVERALL: 31% WATCH

A school's overall score represents its combined performance on the Achievement, Progress, Climate, and College & Career (for high schools only) domains.

31%  
○

67th  
out of 140

19th  
out of 29

### Achievement: 16% Intervene

The Achievement domain measures performance on standardized assessments, including PSSA, Keystone Exams, ACCESS for ELLs, and reading assessments.

16%  
○

55th  
out of 140

15th  
out of 29

### Progress: 0% Intervene

The Progress domain measures growth on standardized assessments and progress towards graduation (for high schools only).

0%  
○

124th  
out of 125

23rd  
out of 24

### Climate: 82% Model

The Climate domain measures school climate and student and parent/guardian engagement.

82%  
○

14th  
out of 139

2nd  
out of 29

## Independence Charter School

Governance Charter  
Address 1600 Lombard St.  
Philadelphia, PA 19146  
Phone/Fax 215-238-8000 / 215-545-2924  
Website [www.independencecharter.org/](http://www.independencecharter.org/)

Report Type K8 School  
Enrollment 808  
Grade Range K-8  
Admissions Category Citywide  
Turnaround Model N/A

### Performance Tiers

■ INTERVENE (0-24%) ■ WATCH (25-49%) ■ REINFORCE (50-74%) ■ MODEL (75-100%)

2012-13 2013-14 2014-15 CITY RANK PEER RANK

### OVERALL: 56% REINFORCE

A school's overall score represents its combined performance on the Achievement, Progress, Climate, and College & Career (for high schools only) domains.

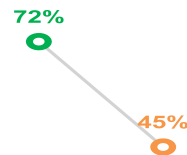


18th  
out of 140

3rd  
out of 10

### Achievement: 45% Watch

The Achievement domain measures performance on standardized assessments, including PSSA, Keystone Exams, ACCESS for ELLs, and reading assessments.



13th  
out of 140

2nd  
out of 10

### Progress: 39% Watch

The Progress domain measures growth on standardized assessments and progress towards graduation (for high schools only).

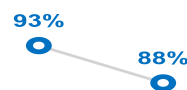


67th  
out of 125

6th  
out of 10

### Climate: 88% Model

The Climate domain measures school climate and student and parent/guardian engagement.



10th  
out of 139

2nd  
out of 10

## Khepera Charter School

Governance Charter  
Address 926 Sedgley Ave.  
Philadelphia, PA 19119  
Phone/Fax 215-843-1700 / 215-843-3530  
Website <http://www.khepera.schoolfusion.us/>

Report Type K8 School  
Enrollment 392  
Grade Range K-8  
Admissions Category Citywide  
Turnaround Model N/A

### Performance Tiers

■ INTERVENE (0-24%) ■ WATCH (25-49%) ■ REINFORCE (50-74%) ■ MODEL (75-100%)

2012-13 2013-14 2014-15 CITY RANK PEER RANK

### OVERALL: 11% INTERVENE

A school's overall score represents its combined performance on the Achievement, Progress, Climate, and College & Career (for high schools only) domains.

11%  
○

124th  
out of 140

29th  
out of 29

### Achievement: 10% Intervene

The Achievement domain measures performance on standardized assessments, including PSSA, Keystone Exams, ACCESS for ELLs, and reading assessments.

10%  
○

76th  
out of 140

23rd  
out of 29

### Progress: 0% Intervene

The Progress domain measures growth on standardized assessments and progress towards graduation (for high schools only).

0%  
○

125th  
out of 125

24th  
out of 24

### Climate: 22% Intervene

The Climate domain measures school climate and student and parent/guardian engagement.

22%  
○

102nd  
out of 139

28th  
out of 29

## 2014-2015 School Progress Report

### Wissahickon Charter School

Governance Charter  
Address 4700 Wissahickon Ave.  
Philadelphia, PA 19144  
Phone/Fax 267-338-1020 / 267-338-1030  
Website [www.wissahickoncharter.org/wp/](http://www.wissahickoncharter.org/wp/)

Report Type K8 School  
Enrollment 815  
Grade Range K-8  
Admissions Category Citywide With Criteria  
Turnaround Model N/A

### Performance Tiers

■ INTERVENE (0-24%) ■ WATCH (25-49%) ■ REINFORCE (50-74%) ■ MODEL (75-100%)

2012-13 2013-14 2014-15 CITY RANK PEER RANK

### OVERALL: 44% WATCH

A school's overall score represents its combined performance on the Achievement, Progress, Climate, and College & Career (for high schools only) domains.

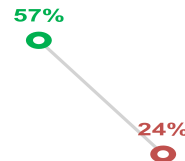


40th  
out of 140

10th  
out of 29

### Achievement: 24% Intervene

The Achievement domain measures performance on standardized assessments, including PSSA, Keystone Exams, ACCESS for ELLs, and reading assessments.

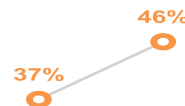


35th  
out of 140

8th  
out of 29

### Progress: 46% Watch

The Progress domain measures growth on standardized assessments and progress towards graduation (for high schools only).

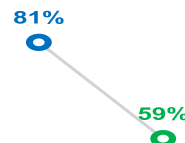


44th  
out of 125

8th  
out of 24

### Climate: 59% Reinforce

The Climate domain measures school climate and student and parent/guardian engagement.



45th  
out of 139

13th  
out of 29

## First Philadelphia Preparatory Charter School

Governance Charter  
 Address 4300 Tacony St.  
 Philadelphia, PA 19124  
 Phone/Fax 215-743-3100 / 215-743-9877  
 Website [www.ap-schools.org/firstphiladelphia/](http://www.ap-schools.org/firstphiladelphia/)

Report Type K8 School  
 Enrollment 1,396  
 Grade Range K-8  
 Admissions Category Citywide With Criteria  
 Turnaround Model N/A

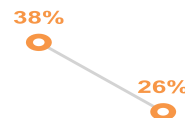
### Performance Tiers

■ INTERVENE (0-24%) ■ WATCH (25-49%) ■ REINFORCE (50-74%) ■ MODEL (75-100%)

2012-13 2013-14 2014-15 CITY RANK PEER RANK

### OVERALL: 26% WATCH

A school's overall score represents its combined performance on the Achievement, Progress, Climate, and College & Career (for high schools only) domains.

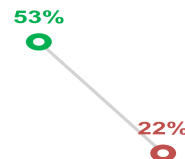


84th  
out of 140

8th  
out of 11

### Achievement: 22% Intervene

The Achievement domain measures performance on standardized assessments, including PSSA, Keystone Exams, ACCESS for ELLs, and reading assessments.

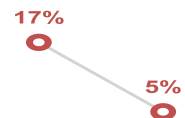


40th  
out of 140

3rd  
out of 11

### Progress: 5% Intervene

The Progress domain measures growth on standardized assessments and progress towards graduation (for high schools only).

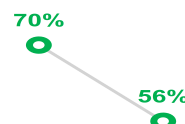


111st  
out of 125

10th  
out of 11

### Climate: 56% Reinforce

The Climate domain measures school climate and student and parent/guardian engagement.



54th  
out of 139

6th  
out of 11

## Green Woods Charter School

Governance Charter  
Address 468 Domino Ln.  
Philadelphia, PA 19128  
Phone/Fax 215-482-6337 / 215-482-9135  
Website <http://www.greenwoodscharter.org/>

Report Type K8 School  
Enrollment 634  
Grade Range K-8  
Admissions Category Citywide With Criteria  
Turnaround Model N/A

### Performance Tiers

■ INTERVENE (0-24%) ■ WATCH (25-49%) ■ REINFORCE (50-74%) ■ MODEL (75-100%)

2012-13 2013-14 2014-15 CITY RANK PEER RANK

### OVERALL: 67% REINFORCE

A school's overall score represents its combined performance on the Achievement, Progress, Climate, and College & Career (for high schools only) domains.

67%  
○

7th  
out of 140

5th  
out of 10

### Achievement: 61% Reinforce

The Achievement domain measures performance on standardized assessments, including PSSA, Keystone Exams, ACCESS for ELLs, and reading assessments.

61%  
○

8th  
out of 140

6th  
out of 10

### Progress: 52% Reinforce

The Progress domain measures growth on standardized assessments and progress towards graduation (for high schools only).

52%  
○

36th  
out of 125

5th  
out of 10

### Climate: 92% Model

The Climate domain measures school climate and student and parent/guardian engagement.

92%  
○

3rd  
out of 139

2nd  
out of 10

## Maritime Academy Charter School (MACHS)

Governance Charter  
 Address 2275 Bridge St.  
 Philadelphia, PA 19137  
 Phone/Fax 215-535-4555 / 215-535-4398  
 Website www.maritimecharter.org/

Report Type K8 School  
 Enrollment 572  
 Grade Range 3-8  
 Admissions Category Citywide  
 Turnaround Model N/A

### Performance Tiers

■ INTERVENE (0-24%) ■ WATCH (25-49%) ■ REINFORCE (50-74%) ■ MODEL (75-100%)

2012-13 2013-14 2014-15 CITY RANK PEER RANK

### OVERALL: 55% REINFORCE

A school's overall score represents its combined performance on the Achievement, Progress, Climate, and College & Career (for high schools only) domains.

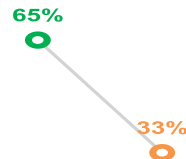


22nd  
out of 140

5th  
out of 10

### Achievement: 33% Watch

The Achievement domain measures performance on standardized assessments, including PSSA, Keystone Exams, ACCESS for ELLs, and reading assessments.

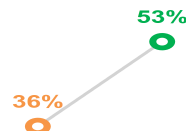


25th  
out of 140

6th  
out of 10

### Progress: 53% Reinforce

The Progress domain measures growth on standardized assessments and progress towards graduation (for high schools only).

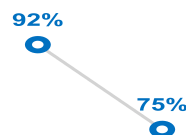


34th  
out of 125

4th  
out of 10

### Climate: 75% Model

The Climate domain measures school climate and student and parent/guardian engagement.



21st  
out of 139

3rd  
out of 10



## Belmont Charter School

Governance	Charter	Report Type	K8 School
Address	4030 Brown St. Philadelphia, PA 19104	Enrollment	636
Phone/Fax	215-823-8208 / 215-823-8209	Grade Range	1-8
Website	<a href="http://www.cea-philly.org/index.php/our-schools/belmont-charter-school">www.cea-philly.org/index.php/our-schools/belmont-charter-school</a>	Admissions Category	Neighborhood
		Turnaround Model	N/A

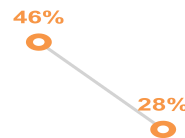
### Performance Tiers



	2012-13	2013-14	2014-15	CITY RANK	PEER RANK
--	---------	---------	---------	-----------	-----------

### OVERALL: 28% WATCH

A school's overall score represents its combined performance on the Achievement, Progress, Climate, and College & Career (for high schools only) domains.

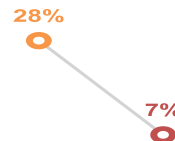


73rd  
out of 140

9th  
out of 46

### Achievement: 7% Intervene

The Achievement domain measures performance on standardized assessments, including PSSA, Keystone Exams, ACCESS for ELLs, and reading assessments.

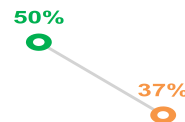


92nd  
out of 140

18th  
out of 46

### Progress: 37% Watch

The Progress domain measures growth on standardized assessments and progress towards graduation (for high schools only).

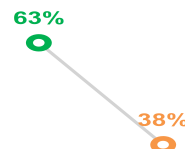


70th  
out of 125

20th  
out of 39

### Climate: 38% Watch

The Climate domain measures school climate and student and parent/guardian engagement.



79th  
out of 139

14th  
out of 45

# KIPP Philadelphia Charter School

Governance Charter  
 Address 2709 N. Broad St. 4th Flr.  
 Philadelphia, PA 19132  
 Phone/Fax 215-227-1728 / 215-827-5942  
 Website www.kippphiladelphia.org/

Report Type K8 School  
 Enrollment 784  
 Grade Range K-8  
 Admissions Category Citywide  
 Turnaround Model N/A

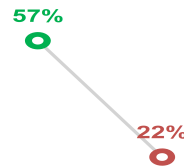
## Performance Tiers

■ INTERVENE (0-24%) ■ WATCH (25-49%) ■ REINFORCE (50-74%) ■ MODEL (75-100%)

	2012-13	2013-14	2014-15	CITY RANK	PEER RANK
--	---------	---------	---------	-----------	-----------

## OVERALL: 22% INTERVENE

A school's overall score represents its combined performance on the Achievement, Progress, Climate, and College & Career (for high schools only) domains.

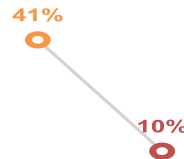


90th  
out of 140

23rd  
out of 29

## Achievement: 10% Intervene

The Achievement domain measures performance on standardized assessments, including PSSA, Keystone Exams, ACCESS for ELLs, and reading assessments.

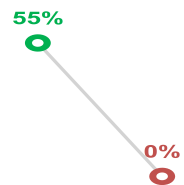


79th  
out of 140

24th  
out of 29

## Progress: 0% Intervene

The Progress domain measures growth on standardized assessments and progress towards graduation (for high schools only).

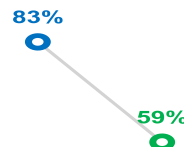


125th  
out of 125

24th  
out of 24

## Climate: 59% Reinforce

The Climate domain measures school climate and student and parent/guardian engagement.



44th  
out of 139

12th  
out of 29

## 2014-2015 School Progress Report

### Ad Prima Charter School

Governance Charter  
Address 1922-24 N. 63rd St.  
Philadelphia, PA 19151  
Phone/Fax 267-403-2953 / 267-292-4058  
Website [www.adprimacharterschool.org/](http://www.adprimacharterschool.org/)

Report Type K8 School  
Enrollment 684  
Grade Range K-8  
Admissions Category Citywide  
Turnaround Model N/A

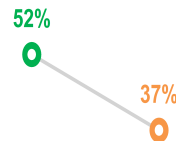
### Performance Tiers

■ INTERVENE (0-24%) ■ WATCH (25-49%) ■ REINFORCE (50-74%) ■ MODEL (75-100%)

2012-13 2013-14 2014-15 CITY RANK PEER RANK

### OVERALL: 37% WATCH

A school's overall score represents its combined performance on the Achievement, Progress, Climate, and College & Career (for high schools only) domains.

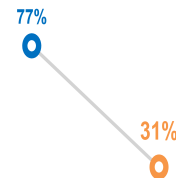


52nd  
out of 140

13th  
out of 29

### Achievement: 31% Watch

The Achievement domain measures performance on standardized assessments, including PSSA, Keystone Exams, ACCESS for ELLs, and reading assessments.

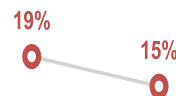


28th  
out of 140

4th  
out of 29

### Progress: 15% Intervene

The Progress domain measures growth on standardized assessments and progress towards graduation (for high schools only).

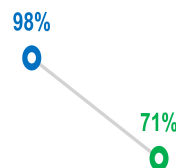


94th  
out of 125

21st  
out of 24

### Climate: 71% Reinforce

The Climate domain measures school climate and student and parent/guardian engagement.



26th  
out of 139

7th  
out of 29

## Folk Arts - Cultural Treasures Charter School

Governance Charter  
Address 1023 Callowhill St.  
Philadelphia, PA 19123  
Phone/Fax 215-569-2600 / 215-569-3985  
Website [www.factschool.org/](http://www.factschool.org/)

Report Type K8 School  
Enrollment 488  
Grade Range K-8  
Admissions Category Citywide  
Turnaround Model N/A

### Performance Tiers

■ INTERVENE (0-24%) ■ WATCH (25-49%) ■ REINFORCE (50-74%) ■ MODEL (75-100%)

2012-13 2013-14 2014-15 CITY RANK PEER RANK

### OVERALL: 81% MODEL

A school's overall score represents its combined performance on the Achievement, Progress, Climate, and College & Career (for high schools only) domains.

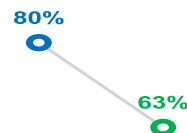


2nd  
out of 140

PEER LEADER  
out of 9

### Achievement: 63% Reinforce

The Achievement domain measures performance on standardized assessments, including PSSA, Keystone Exams, ACCESS for ELLs, and reading assessments.



7th  
out of 140

2nd  
out of 9

### Progress: 88% Model

The Progress domain measures growth on standardized assessments and progress towards graduation (for high schools only).

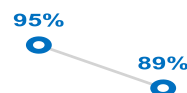


2nd  
out of 125

2nd  
out of 9

### Climate: 89% Model

The Climate domain measures school climate and student and parent/guardian engagement.



9th  
out of 139

PEER LEADER  
out of 9

## Mastery Charter School at Thomas Campus

Governance	Charter	Report Type	K8 School
Address	927 Johnston St. Philadelphia, PA 19148	Enrollment	895
Phone/Fax	267-236-0036 / 267-236-0030	Grade Range	K-8
Website	www.masterycharter.org/schools/thomas-campus/	Admissions Category	Citywide With Criteria
		Turnaround Model	N/A

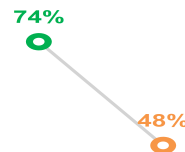
### Performance Tiers

■ INTERVENE (0-24%)
 ■ WATCH (25-49%)
 ■ REINFORCE (50-74%)
 ■ MODEL (75-100%)

	2012-13	2013-14	2014-15	CITY RANK	PEER RANK
--	---------	---------	---------	-----------	-----------

### OVERALL: 48% WATCH

A school's overall score represents its combined performance on the Achievement, Progress, Climate, and College & Career (for high schools only) domains.

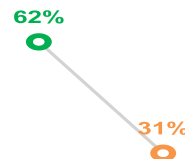


29th  
out of 140

2nd  
out of 11

### Achievement: 31% Watch

The Achievement domain measures performance on standardized assessments, including PSSA, Keystone Exams, ACCESS for ELLs, and reading assessments.

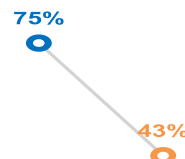


27th  
out of 140

2nd  
out of 11

### Progress: 43% Watch

The Progress domain measures growth on standardized assessments and progress towards graduation (for high schools only).

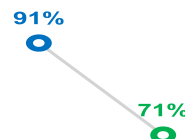


50th  
out of 125

4th  
out of 11

### Climate: 71% Reinforce

The Climate domain measures school climate and student and parent/guardian engagement.



29th  
out of 139

3rd  
out of 11

## Northwood Academy Charter School

Governance Charter  
Address 4621 Castor Ave.  
Philadelphia, PA 19124  
Phone/Fax 215-289-5606 / 215-289-5464  
Website www.northwoodcs.org/

Report Type K8 School  
Enrollment 799  
Grade Range K-8  
Admissions Category Citywide With Criteria  
Turnaround Model N/A

### Performance Tiers

■ INTERVENE (0-24%) ■ WATCH (25-49%) ■ REINFORCE (50-74%) ■ MODEL (75-100%)

2012-13 2013-14 2014-15 CITY RANK PEER RANK

### OVERALL: 57% REINFORCE

A school's overall score represents its combined performance on the Achievement, Progress, Climate, and College & Career (for high schools only) domains.

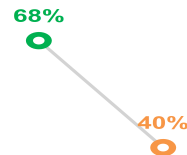


15th  
out of 140

2nd  
out of 29

### Achievement: 40% Watch

The Achievement domain measures performance on standardized assessments, including PSSA, Keystone Exams, ACCESS for ELLs, and reading assessments.

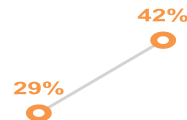


17th  
out of 140

2nd  
out of 29

### Progress: 42% Watch

The Progress domain measures growth on standardized assessments and progress towards graduation (for high schools only).



55th  
out of 125

11th  
out of 24

### Climate: 91% Model

The Climate domain measures school climate and student and parent/guardian engagement.



6th  
out of 139

PEER LEADER  
out of 29

## Keystone Academy Charter School

Governance Charter  
Address 6660 Keystone St.  
Philadelphia, PA 19135  
Phone/Fax 215-332-2111 / 215-332-2840  
Website [www.keystoneacademy.org/](http://www.keystoneacademy.org/)

Report Type K8 School  
Enrollment 598  
Grade Range K-8  
Admissions Category Citywide  
Turnaround Model N/A

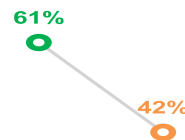
### Performance Tiers

■ INTERVENE (0-24%) ■ WATCH (25-49%) ■ REINFORCE (50-74%) ■ MODEL (75-100%)

2012-13 2013-14 2014-15 CITY RANK PEER RANK

### OVERALL: 42% WATCH

A school's overall score represents its combined performance on the Achievement, Progress, Climate, and College & Career (for high schools only) domains.

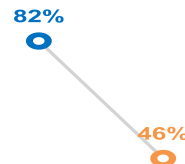


41st  
out of 140

6th  
out of 10

### Achievement: 46% Watch

The Achievement domain measures performance on standardized assessments, including PSSA, Keystone Exams, ACCESS for ELLs, and reading assessments.

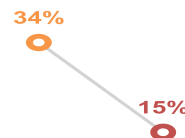


12th  
out of 140

PEER LEADER  
out of 10

### Progress: 15% Intervene

The Progress domain measures growth on standardized assessments and progress towards graduation (for high schools only).

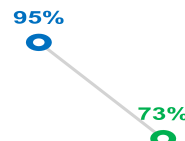


95th  
out of 125

7th  
out of 10

### Climate: 73% Reinforce

The Climate domain measures school climate and student and parent/guardian engagement.



22nd  
out of 139

4th  
out of 10

## Southwest Leadership Academy Charter School

Governance Charter  
Address 7101 Paschall Ave.  
Philadelphia, PA 19142  
Phone/Fax 215-729-1939 / 215-729-1976  
Website [www.slacs-phila.org/](http://www.slacs-phila.org/)

Report Type K8 School  
Enrollment 498  
Grade Range K-8  
Admissions Category Citywide With Criteria  
Turnaround Model N/A

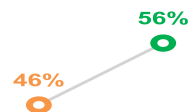
### Performance Tiers

■ INTERVENE (0-24%) ■ WATCH (25-49%) ■ REINFORCE (50-74%) ■ MODEL (75-100%)

2012-13 2013-14 2014-15 CITY RANK PEER RANK

### OVERALL: 56% REINFORCE

A school's overall score represents its combined performance on the Achievement, Progress, Climate, and College & Career (for high schools only) domains.

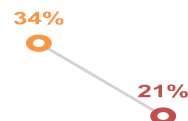


17th  
out of 140

2nd  
out of 46

### Achievement: 21% Intervene

The Achievement domain measures performance on standardized assessments, including PSSA, Keystone Exams, ACCESS for ELLs, and reading assessments.

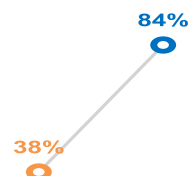


43rd  
out of 140

3rd  
out of 46

### Progress: 84% Model

The Progress domain measures growth on standardized assessments and progress towards graduation (for high schools only).

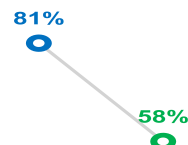


4th  
out of 125

PEER LEADER  
out of 39

### Climate: 58% Reinforce

The Climate domain measures school climate and student and parent/guardian engagement.



47th  
out of 139

5th  
out of 45



## Pan American Academy Charter School

Governance Charter  
Address 2830 N. American St.  
Philadelphia, PA 19133  
Phone/Fax 215-425-1212 / 215-423-0871  
Website <http://www.panamcs.org/>

Report Type K8 School  
Enrollment 734  
Grade Range K-8  
Admissions Category Citywide With Criteria  
Turnaround Model N/A

### Performance Tiers

■ INTERVENE (0-24%) ■ WATCH (25-49%) ■ REINFORCE (50-74%) ■ MODEL (75-100%)

2012-13 2013-14 2014-15 CITY RANK PEER RANK

### OVERALL: 26% WATCH

A school's overall score represents its combined performance on the Achievement, Progress, Climate, and College & Career (for high schools only) domains.

26%  
○

82nd  
out of 140

12th  
out of 25

### Achievement: 11% Intervene

The Achievement domain measures performance on standardized assessments, including PSSA, Keystone Exams, ACCESS for ELLs, and reading assessments.

11%  
○

75th  
out of 140

7th  
out of 25

### Progress: 6% Intervene

The Progress domain measures growth on standardized assessments and progress towards graduation (for high schools only).

6%  
○

108th  
out of 125

22nd  
out of 25

### Climate: 70% Reinforce

The Climate domain measures school climate and student and parent/guardian engagement.

70%  
○

30th  
out of 139

PEER LEADER  
out of 25

## Antonia Pantoja Charter School

Governance Charter  
Address 4101 N. American St.  
Philadelphia, PA 19140  
Phone/Fax 215-329-2733 / 215-329-2433  
Website [www.aspirapa.org/schools/pantoja-charter/](http://www.aspirapa.org/schools/pantoja-charter/)

Report Type K8 School  
Enrollment 726  
Grade Range K-8  
Admissions Category Citywide  
Turnaround Model N/A

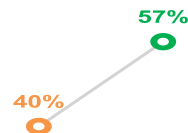
### Performance Tiers

■ INTERVENE (0-24%) ■ WATCH (25-49%) ■ REINFORCE (50-74%) ■ MODEL (75-100%)

2012-13 2013-14 2014-15 CITY RANK PEER RANK

### OVERALL: 57% REINFORCE

A school's overall score represents its combined performance on the Achievement, Progress, Climate, and College & Career (for high schools only) domains.

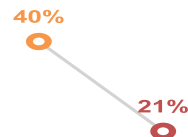


16th  
out of 140

3rd  
out of 29

### Achievement: 21% Intervene

The Achievement domain measures performance on standardized assessments, including PSSA, Keystone Exams, ACCESS for ELLs, and reading assessments.

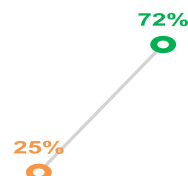


44th  
out of 140

10th  
out of 29

### Progress: 72% Reinforce

The Progress domain measures growth on standardized assessments and progress towards graduation (for high schools only).



19th  
out of 125

4th  
out of 24

### Climate: 73% Reinforce

The Climate domain measures school climate and student and parent/guardian engagement.



23rd  
out of 139

5th  
out of 29

## Sankofa Freedom Academy Charter School

Governance Charter  
Address 4256 Paul St.  
Philadelphia, PA 19124  
Phone/Fax 215-288-2001 / 215-288-2099  
Website www.sfacs.us/

Report Type K8 School  
Enrollment 494  
Grade Range K-8  
Admissions Category Citywide With Criteria  
Turnaround Model N/A

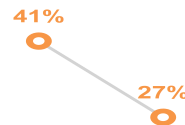
### Performance Tiers

■ INTERVENE (0-24%) ■ WATCH (25-49%) ■ REINFORCE (50-74%) ■ MODEL (75-100%)

2012-13 2013-14 2014-15 CITY RANK PEER RANK

### OVERALL: 27% WATCH

A school's overall score represents its combined performance on the Achievement, Progress, Climate, and College & Career (for high schools only) domains.

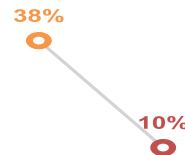


78th  
out of 140

12th  
out of 46

### Achievement: 10% Intervene

The Achievement domain measures performance on standardized assessments, including PSSA, Keystone Exams, ACCESS for ELLs, and reading assessments.

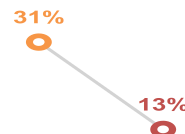


78th  
out of 140

11th  
out of 46

### Progress: 13% Intervene

The Progress domain measures growth on standardized assessments and progress towards graduation (for high schools only).



98th  
out of 125

29th  
out of 39

### Climate: 61% Reinforce

The Climate domain measures school climate and student and parent/guardian engagement.



40th  
out of 139

4th  
out of 45

## Franklin Towne Charter Elementary School

Governance Charter  
Address 4259 Richmond St.  
Philadelphia, PA 19137  
Phone/Fax 215-289-3389 / 215-288-4041  
Website <http://es.franklintowne.org/>

Report Type K8 School  
Enrollment 911  
Grade Range K-8  
Admissions Category Citywide With Criteria  
Turnaround Model N/A

### Performance Tiers

■ INTERVENE (0-24%) ■ WATCH (25-49%) ■ REINFORCE (50-74%) ■ MODEL (75-100%)

2012-13 2013-14 2014-15 CITY RANK PEER RANK

### OVERALL: 42% WATCH

A school's overall score represents its combined performance on the Achievement, Progress, Climate, and College & Career (for high schools only) domains.

42%  
○

43rd  
out of 140

10th  
out of 10

### Achievement: 40% Watch

The Achievement domain measures performance on standardized assessments, including PSSA, Keystone Exams, ACCESS for ELLs, and reading assessments.

40%  
○

16th  
out of 140

10th  
out of 10

### Progress: 6% Intervene

The Progress domain measures growth on standardized assessments and progress towards graduation (for high schools only).

6%  
○

109th  
out of 125

9th  
out of 10

### Climate: 88% Model

The Climate domain measures school climate and student and parent/guardian engagement.

88%  
○

13th  
out of 139

9th  
out of 10

## Tacony Academy Charter School

Governance Charter  
 Address 1330 Rhawn St.  
 Philadelphia, PA 19111  
 Phone/Fax 215-742-5100 / 215-742-5200  
 Website [www.ap-schools.org/taconyacademy/](http://www.ap-schools.org/taconyacademy/)

Report Type K8 School  
 Enrollment 701  
 Grade Range K-8  
 Admissions Category Citywide With Criteria  
 Turnaround Model N/A

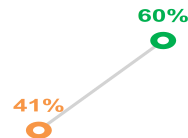
### Performance Tiers

■ INTERVENE (0-24%) ■ WATCH (25-49%) ■ REINFORCE (50-74%) ■ MODEL (75-100%)

2012-13 2013-14 2014-15 CITY RANK PEER RANK

### OVERALL: 60% REINFORCE

A school's overall score represents its combined performance on the Achievement, Progress, Climate, and College & Career (for high schools only) domains.

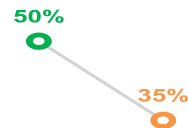


11th  
out of 140

2nd  
out of 10

### Achievement: 35% Watch

The Achievement domain measures performance on standardized assessments, including PSSA, Keystone Exams, ACCESS for ELLs, and reading assessments.

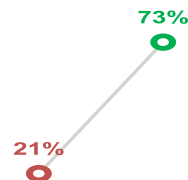


22nd  
out of 140

5th  
out of 10

### Progress: 73% Reinforce

The Progress domain measures growth on standardized assessments and progress towards graduation (for high schools only).



17th  
out of 125

PEER LEADER  
out of 10

### Climate: 70% Reinforce

The Climate domain measures school climate and student and parent/guardian engagement.



31st  
out of 139

5th  
out of 10

## Mastery Charter School at Harrity

Governance	Charter	Report Type	K8 School
Address	5601 Christian St. Philadelphia, PA 19143	Enrollment	871
Phone/Fax	215-471-2908 / N/A	Grade Range	K-8
Website	www.masterycharter.org/schools/harrity-campus/	Admissions Category	Neighborhood
		Turnaround Model	Renaissance Charter

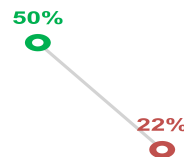
### Performance Tiers



	2012-13	2013-14	2014-15	CITY RANK	PEER RANK
--	---------	---------	---------	-----------	-----------

### OVERALL: 22% INTERVENE

A school's overall score represents its combined performance on the Achievement, Progress, Climate, and College & Career (for high schools only) domains.

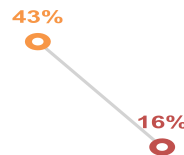


**91st**  
out of 140

**17th**  
out of 46

### Achievement: 16% Intervene

The Achievement domain measures performance on standardized assessments, including PSSA, Keystone Exams, ACCESS for ELLs, and reading assessments.

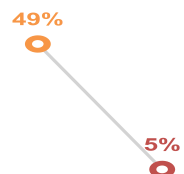


**56th**  
out of 140

**4th**  
out of 46

### Progress: 5% Intervene

The Progress domain measures growth on standardized assessments and progress towards graduation (for high schools only).

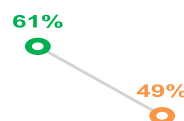


**112nd**  
out of 125

**33rd**  
out of 39

### Climate: 49% Watch

The Climate domain measures school climate and student and parent/guardian engagement.



**68th**  
out of 139

**8th**  
out of 45

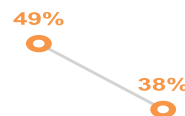
## Universal Charter School at Daroff

Governance	Charter	Report Type	K8 School
Address	5630 Vine St. Philadelphia, PA 19139	Enrollment	812
Phone/Fax	215-471-2905 / N/A	Grade Range	K-8
Website	www.universalcompanies.org/education/daroff-charter-school/	Admissions Category	Neighborhood
		Turnaround Model	Renaissance Charter

### Performance Tiers



A school's overall score represents its combined performance on the Achievement, Progress, Climate, and College & Career (for high schools only) domains.

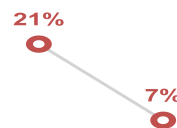


**50th**  
out of 140

**5th**  
out of 46

### Achievement: 7% Intervene

The Achievement domain measures performance on standardized assessments, including PSSA, Keystone Exams, ACCESS for ELLs, and reading assessments.

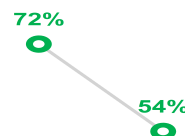


**95th**  
out of 140

**19th**  
out of 46

### Progress: 54% Reinforce

The Progress domain measures growth on standardized assessments and progress towards graduation (for high schools only).

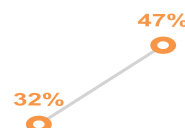


**33rd**  
out of 125

**8th**  
out of 39

### Climate: 47% Watch

The Climate domain measures school climate and student and parent/guardian engagement.



**70th**  
out of 139

**10th**  
out of 45

# Young Scholars Charter School at Frederick Douglass\*

Governance	Charter	Report Type	K8 School
Address	2118 W. Norris St. Philadelphia, PA 19121	Enrollment	843
Phone/Fax	215-684-5063 / N/A	Grade Range	K-8
Website	http://www.masterycharter.org/schools/elementary-schools/frederick-douglass-elementary	Admissions Category	Neighborhood Renaissance Charter
		Turnaround Model	

\*Name changed to Frederick Douglass Mastery Charter School in the 2015-2016 School Year.

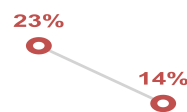
## Performance Tiers



2012-13    2013-14    2014-15    CITY RANK    PEER RANK

## OVERALL: 14% INTERVENE

A school's overall score represents its combined performance on the Achievement, Progress, Climate, and College & Career (for high schools only) domains.

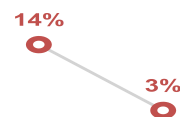


116th  
out of 140

31st  
out of 46

## Achievement: 3% Intervene

The Achievement domain measures performance on standardized assessments, including PSSA, Keystone Exams, ACCESS for ELLs, and reading assessments.

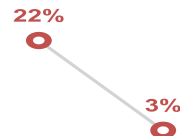


117th  
out of 140

28th  
out of 46

## Progress: 3% Intervene

The Progress domain measures growth on standardized assessments and progress towards graduation (for high schools only).



117th  
out of 125

36th  
out of 39

## Climate: 40% Watch

The Climate domain measures school climate and student and parent/guardian engagement.



77th  
out of 139

13th  
out of 45



## Mastery Charter School at Clymer

Governance	Charter	Report Type	K8 School
Address	1201 W. Rush St. Philadelphia, PA 19133	Enrollment	583
Phone/Fax	215-227-8610 / N/A	Grade Range	K-8
Website	www.masterycharter.org/schools/clymer-campus/	Admissions Category	Neighborhood
		Turnaround Model	Renaissance Charter

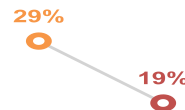
### Performance Tiers



	2012-13	2013-14	2014-15	CITY RANK	PEER RANK
--	---------	---------	---------	-----------	-----------

### OVERALL: 19% INTERVENE

A school's overall score represents its combined performance on the Achievement, Progress, Climate, and College & Career (for high schools only) domains.

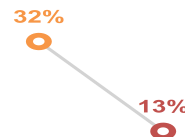


103rd  
out of 140

23rd  
out of 46

### Achievement: 13% Intervene

The Achievement domain measures performance on standardized assessments, including PSSA, Keystone Exams, ACCESS for ELLs, and reading assessments.

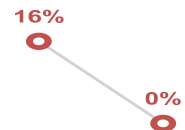


64th  
out of 140

6th  
out of 46

### Progress: 0% Intervene

The Progress domain measures growth on standardized assessments and progress towards graduation (for high schools only).

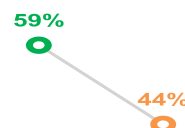


125th  
out of 125

39th  
out of 39

### Climate: 44% Watch

The Climate domain measures school climate and student and parent/guardian engagement.



71st  
out of 139

11th  
out of 45

## General David B. Birney Charter School

Governance Charter  
Address 900 Lindley Ave.  
Philadelphia, PA 19141  
Phone/Fax 215-456-3000 / 215-457-6695  
Website www.birneyprep.com/

Report Type K8 School  
Enrollment 720  
Grade Range K-8  
Admissions Category Neighborhood  
Turnaround Model Renaissance Charter

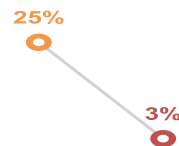
### Performance Tiers

■ INTERVENE (0-24%) ■ WATCH (25-49%) ■ REINFORCE (50-74%) ■ MODEL (75-100%)

2012-13 2013-14 2014-15 CITY RANK PEER RANK

### OVERALL: 3% INTERVENE

A school's overall score represents its combined performance on the Achievement, Progress, Climate, and College & Career (for high schools only) domains.

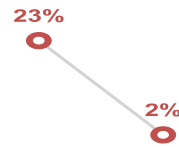


138th  
out of 140

44th  
out of 46

### Achievement: 2% Intervene

The Achievement domain measures performance on standardized assessments, including PSSA, Keystone Exams, ACCESS for ELLs, and reading assessments.

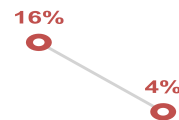


128th  
out of 140

36th  
out of 46

### Progress: 4% Intervene

The Progress domain measures growth on standardized assessments and progress towards graduation (for high schools only).



115th  
out of 125

34th  
out of 39

### Climate

INSUFFICIENT DATA

The Climate domain measures school climate and student and parent/guardian engagement.

## Mastery Charter School at Cleveland

Governance	Charter	Report Type	K8 School
Address	3701 N. 19th St. Philadelphia, PA 19140	Enrollment	790
Phone/Fax	215-227-5042 / N/A	Grade Range	K-8
Website	www.masterycharter.org/schools/elementary-schools/grover-cleveland-elementary/	Admissions Category	Neighborhood
		Turnaround Model	Renaissance Charter

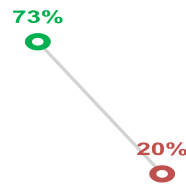
### Performance Tiers



	2012-13	2013-14	2014-15	CITY RANK	PEER RANK
--	---------	---------	---------	-----------	-----------

### OVERALL: 20% INTERVENE

A school's overall score represents its combined performance on the Achievement, Progress, Climate, and College & Career (for high schools only) domains.

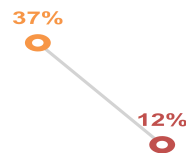


100th  
out of 140

22nd  
out of 46

### Achievement: 12% Intervene

The Achievement domain measures performance on standardized assessments, including PSSA, Keystone Exams, ACCESS for ELLs, and reading assessments.

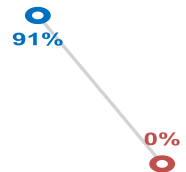


72nd  
out of 140

10th  
out of 46

### Progress: 0% Intervene

The Progress domain measures growth on standardized assessments and progress towards graduation (for high schools only).

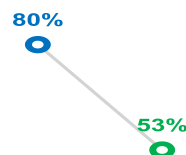


125th  
out of 125

39th  
out of 39

### Climate: 53% Reinforce

The Climate domain measures school climate and student and parent/guardian engagement.



58th  
out of 139

6th  
out of 45

## Universal Charter School at Creighton

Governance	Charter	Report Type	K8 School
Address	5401 Tabor Ave. Philadelphia, PA 19120	Enrollment	801
Phone/Fax	215-537-2531 / N/A	Grade Range	K-8
Website	<a href="http://www.universalcompanies.org/education/creighton-charter-school/">www.universalcompanies.org/education/creighton-charter-school/</a>	Admissions Category	Neighborhood
		Turnaround Model	Renaissance Charter

### Performance Tiers

■ INTERVENE (0-24%) ■ WATCH (25-49%) ■ REINFORCE (50-74%) ■ MODEL (75-100%)

2012-13 2013-14 2014-15 CITY RANK PEER RANK

### OVERALL: 49% WATCH

A school's overall score represents its combined performance on the Achievement, Progress, Climate, and College & Career (for high schools only) domains.



27th  
out of 140

PEER LEADER  
out of 25

### Achievement: 16% Intervene

The Achievement domain measures performance on standardized assessments, including PSSA, Keystone Exams, ACCESS for ELLs, and reading assessments.

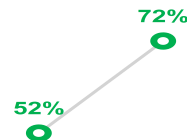


54th  
out of 140

3rd  
out of 25

### Progress: 72% Reinforce

The Progress domain measures growth on standardized assessments and progress towards graduation (for high schools only).

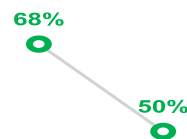


20th  
out of 125

3rd  
out of 25

### Climate: 50% Reinforce

The Climate domain measures school climate and student and parent/guardian engagement.



65th  
out of 139





6th  
out of 25

## Philadelphia Charter School for the Arts and Sciences

Governance	Charter	Report Type	K8 School
Address	1197 Haworth St. Philadelphia, PA 19124	Enrollment	1,014
Phone/Fax	215-537-2520 / N/A	Grade Range	K-8
Website	<a href="http://stringtheoryschools.com/">http://stringtheoryschools.com/</a>	Admissions Category	Neighborhood
		Turnaround Model	Renaissance Charter

### Performance Tiers

■ INTERVENE (0-24%) ■ WATCH (25-49%) ■ REINFORCE (50-74%) ■ MODEL (75-100%)

	2012-13	2013-14	2014-15	CITY RANK	PEER RANK
<b>OVERALL: 24% INTERVENE</b>					
A school's overall score represents its combined performance on the Achievement, Progress, Climate, and College & Career (for high schools only) domains.			24% 	86th out of 140	13th out of 25
<b>Achievement: 9% Intervene</b>					
The Achievement domain measures performance on standardized assessments, including PSSA, Keystone Exams, ACCESS for ELLs, and reading assessments.			9% 	83rd out of 140	10th out of 25
<b>Progress: 9% Intervene</b>					
The Progress domain measures growth on standardized assessments and progress towards graduation (for high schools only).			9% 	103rd out of 125	20th out of 25
<b>Climate: 60% Reinforce</b>					
The Climate domain measures school climate and student and parent/guardian engagement.			60% 	43rd out of 139	3rd out of 25

## Universal Charter School at Alcorn

Governance	Charter	Report Type	K8 School
Address	3200 Dickinson St. Philadelphia, PA 19146	Enrollment	572
Phone/Fax	215-952-6219 / N/A	Grade Range	K-8
Website	<a href="http://www.universalcompanies.org/education/alcorn-charter-elementary-school/">www.universalcompanies.org/education/alcorn-charter-elementary-school/</a>	Admissions Category	Neighborhood
		Turnaround Model	Renaissance Charter

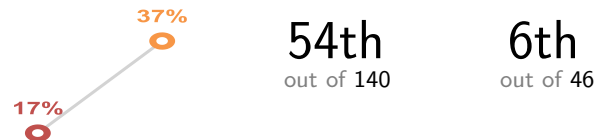
### Performance Tiers

■ INTERVENE (0-24%)
 ■ WATCH (25-49%)
 ■ REINFORCE (50-74%)
 ■ MODEL (75-100%)

	2012-13	2013-14	2014-15	CITY RANK	PEER RANK
--	---------	---------	---------	-----------	-----------

### OVERALL: 37% WATCH

A school's overall score represents its combined performance on the Achievement, Progress, Climate, and College & Career (for high schools only) domains.



**54th**  
out of 140

**6th**  
out of 46

### Achievement: 3% Intervene

The Achievement domain measures performance on standardized assessments, including PSSA, Keystone Exams, ACCESS for ELLs, and reading assessments.

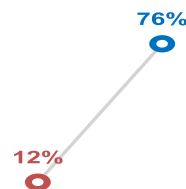


**122nd**  
out of 140

**32nd**  
out of 46

### Progress: 76% Model

The Progress domain measures growth on standardized assessments and progress towards graduation (for high schools only).

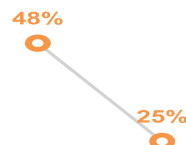


**14th**  
out of 125

**3rd**  
out of 39

### Climate: 25% Watch

The Climate domain measures school climate and student and parent/guardian engagement.



**97th**  
out of 139

**20th**  
out of 45

## Young Scholars Charter School at Kenderton

Governance	Charter	Report Type	K8 School
Address	1500 W. Ontario St. Philadelphia, PA 19140	Enrollment	531
Phone/Fax	215-227-4412 / N/A	Grade Range	K-8
Website	www.phillyscholars.org/yskcs/	Admissions Category	Neighborhood
		Turnaround Model	Renaissance Charter

### Performance Tiers



	2012-13	2013-14	2014-15	CITY RANK	PEER RANK
--	---------	---------	---------	-----------	-----------

### OVERALL: 18% INTERVENE

A school's overall score represents its combined performance on the Achievement, Progress, Climate, and College & Career (for high schools only) domains.

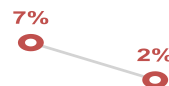


108th  
out of 140

26th  
out of 46

### Achievement: 2% Intervene

The Achievement domain measures performance on standardized assessments, including PSSA, Keystone Exams, ACCESS for ELLs, and reading assessments.

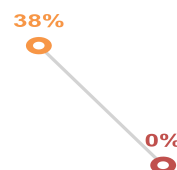


130th  
out of 140

38th  
out of 46

### Progress: 0% Intervene

The Progress domain measures growth on standardized assessments and progress towards graduation (for high schools only).

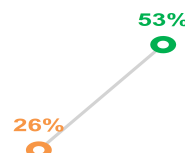


125th  
out of 125

39th  
out of 39

### Climate: 53% Reinforce

The Climate domain measures school climate and student and parent/guardian engagement.



60th  
out of 139

7th  
out of 45

# Mastery Charter School at Pastorius

Governance	Charter	Report Type	K8 School
Address	5650 Sprague St. Philadelphia, PA 19138	Enrollment	562
Phone/Fax	215-951-5689 / N/A	Grade Range	K-8
Website	<a href="http://www.masterycharter.org/schools/elementary-schools/francis-d-pastorius-elementary/">www.masterycharter.org/schools/elementary-schools/francis-d-pastorius-elementary/</a>	Admissions Category	Neighborhood
		Turnaround Model	Renaissance Charter

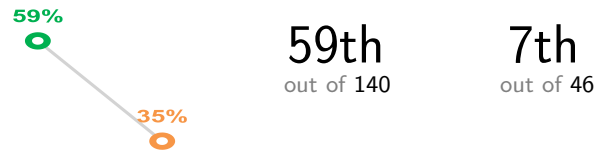
## Performance Tiers



	2012-13	2013-14	2014-15	CITY RANK	PEER RANK
--	---------	---------	---------	-----------	-----------

## OVERALL: 35% WATCH

A school's overall score represents its combined performance on the Achievement, Progress, Climate, and College & Career (for high schools only) domains.



## Achievement: 10% Intervene

The Achievement domain measures performance on standardized assessments, including PSSA, Keystone Exams, ACCESS for ELLs, and reading assessments.



## Progress: 50% Reinforce

The Progress domain measures growth on standardized assessments and progress towards graduation (for high schools only).



## Climate: 41% Watch

The Climate domain measures school climate and student and parent/guardian engagement.

