

## Academy for the Middle Years at Northwest

Governance District  
Address 6000 Ridge Ave.  
Philadelphia, PA 19128  
Phone/Fax 215-487-7600 / 215-487-7505  
Website www.philasd.org/schools/amynw

Report Type Middle School  
Enrollment 275  
Grade Range 6-8  
Admissions Category Special Admit  
Turnaround Model N/A


### Performance Tiers

■ INTERVENE (0-24%) ■ WATCH (25-49%) ■ REINFORCE (50-74%) ■ MODEL (75-100%)

2012-13 2013-14 2014-15 CITY RANK PEER RANK

### OVERALL: 34% WATCH

A school's overall score represents its combined performance on the Achievement, Progress, Climate, and College & Career (for high schools only) domains.

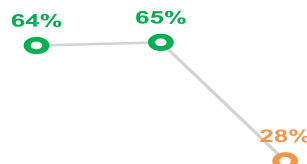


15th  
out of 36

7th  
out of 19

### Achievement: 28% Watch

The Achievement domain measures performance on standardized assessments, including PSSA, Keystone Exams, ACCESS for ELLs, and reading assessments.

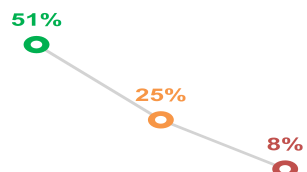


6th  
out of 35

3rd  
out of 19

### Progress: 8% Intervene

The Progress domain measures growth on standardized assessments and progress towards graduation (for high schools only).

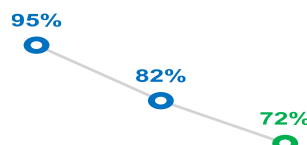


26th  
out of 36

13th  
out of 19

### Climate: 72% Reinforce

The Climate domain measures school climate and student and parent/guardian engagement.



6th  
out of 35

3rd  
out of 18

## Alternative Middle Years at James Martin

Governance District  
Address 3380 Richmond St.  
Philadelphia, PA 19134  
Phone/Fax 215-291-4172 / 215-291-5180  
Website www.philasd.org/schools/martin

Report Type Middle School  
Enrollment 405  
Grade Range 6-8  
Admissions Category Citywide  
Turnaround Model N/A

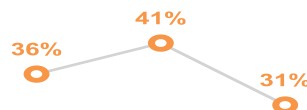
### Performance Tiers

■ INTERVENE (0-24%) ■ WATCH (25-49%) ■ REINFORCE (50-74%) ■ MODEL (75-100%)

2012-13 2013-14 2014-15 CITY RANK PEER RANK

### OVERALL: 31% WATCH

A school's overall score represents its combined performance on the Achievement, Progress, Climate, and College & Career (for high schools only) domains.

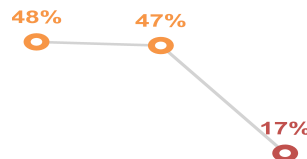


21st  
out of 36

7th  
out of 7

### Achievement: 17% Intervene

The Achievement domain measures performance on standardized assessments, including PSSA, Keystone Exams, ACCESS for ELLs, and reading assessments.

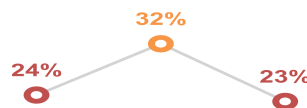


10th  
out of 35

6th  
out of 7

### Progress: 23% Intervene

The Progress domain measures growth on standardized assessments and progress towards graduation (for high schools only).

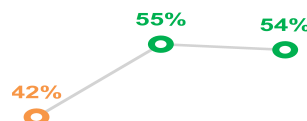


21st  
out of 36

7th  
out of 7

### Climate: 54% Reinforce

The Climate domain measures school climate and student and parent/guardian engagement.



15th  
out of 35

5th  
out of 7

## Aspira Charter School at Stetson

Governance	Charter	Report Type	Middle School
Address	3200 B St. Philadelphia, PA 19134	Enrollment	868
Phone/Fax	215-291-4720 / N/A	Grade Range	5-8
Website	www.aspirapa.org/schools/stetson-charter/	Admissions Category	Neighborhood
		Turnaround Model	Renaissance Charter

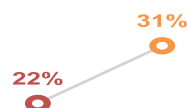
### Performance Tiers



2012-13    2013-14    2014-15    CITY RANK    PEER RANK

### OVERALL: 31% WATCH

A school's overall score represents its combined performance on the Achievement, Progress, Climate, and College & Career (for high schools only) domains.

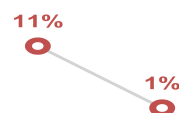


20th  
out of 36

5th  
out of 10

### Achievement: 1% Intervene

The Achievement domain measures performance on standardized assessments, including PSSA, Keystone Exams, ACCESS for ELLs, and reading assessments.

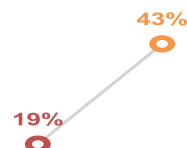


29th  
out of 35

7th  
out of 10

### Progress: 43% Watch

The Progress domain measures growth on standardized assessments and progress towards graduation (for high schools only).



14th  
out of 36

3rd  
out of 10

### Climate: 47% Watch

The Climate domain measures school climate and student and parent/guardian engagement.



20th  
out of 35

3rd  
out of 10

## 2014-2015 School Progress Report

### Austin Meehan School

Governance District  
Address 3001 Ryan Ave.  
Philadelphia, PA 19152  
Phone/Fax 215-335-5654 / 215-335-5992  
Website [www.philasd.org/schools/meehan](http://www.philasd.org/schools/meehan)

Report Type Middle School  
Enrollment 554  
Grade Range 7-8  
Admissions Category Neighborhood  
Turnaround Model N/A

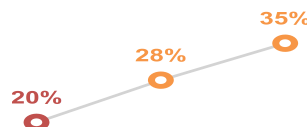
### Performance Tiers

■ INTERVENE (0-24%) ■ WATCH (25-49%) ■ REINFORCE (50-74%) ■ MODEL (75-100%)

2012-13 2013-14 2014-15 CITY RANK PEER RANK

### OVERALL: 35% WATCH

A school's overall score represents its combined performance on the Achievement, Progress, Climate, and College & Career (for high schools only) domains.

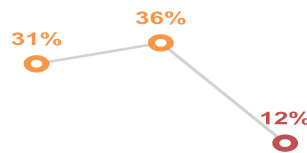


14th  
out of 36

6th  
out of 7

### Achievement: 12% Intervene

The Achievement domain measures performance on standardized assessments, including PSSA, Keystone Exams, ACCESS for ELLs, and reading assessments.

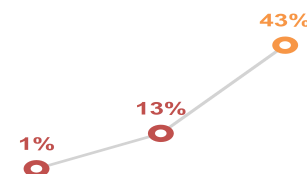


14th  
out of 35

7th  
out of 7

### Progress: 43% Watch

The Progress domain measures growth on standardized assessments and progress towards graduation (for high schools only).

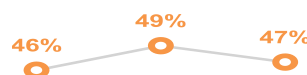


13th  
out of 36

5th  
out of 7

### Climate: 47% Watch

The Climate domain measures school climate and student and parent/guardian engagement.



18th  
out of 35

7th  
out of 7

## 2014-2015 School Progress Report

### Baldi School

Governance District  
Address 8801 Verree Rd.  
Philadelphia, PA 19115  
Phone/Fax 215-961-2003 / 215-961-2116  
Website [www.philasd.org/schools/baldi](http://www.philasd.org/schools/baldi)

Report Type Middle School  
Enrollment 1,209  
Grade Range 6-8  
Admissions Category Neighborhood  
Turnaround Model N/A

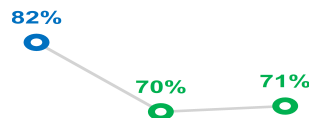
### Performance Tiers

■ INTERVENE (0-24%) ■ WATCH (25-49%) ■ REINFORCE (50-74%) ■ MODEL (75-100%)

2012-13 2013-14 2014-15 CITY RANK PEER RANK

### OVERALL: 71% REINFORCE

A school's overall score represents its combined performance on the Achievement, Progress, Climate, and College & Career (for high schools only) domains.

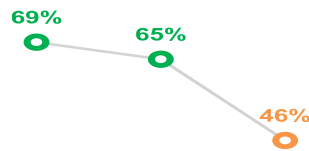


2nd  
out of 36

2nd  
out of 7

### Achievement: 46% Watch

The Achievement domain measures performance on standardized assessments, including PSSA, Keystone Exams, ACCESS for ELLs, and reading assessments.

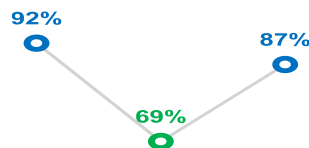


4th  
out of 35

3rd  
out of 7

### Progress: 87% Model

The Progress domain measures growth on standardized assessments and progress towards graduation (for high schools only).

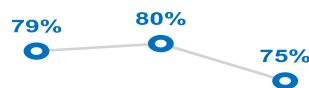


2nd  
out of 36

PEER LEADER  
out of 7

### Climate: 75% Model

The Climate domain measures school climate and student and parent/guardian engagement.



5th  
out of 35

3rd  
out of 7

## Boys Latin of Philadelphia Charter School

Governance Charter  
Address 5501 Cedar Ave.  
Philadelphia, PA 19143  
Phone/Fax 215-387-5149 / 215-387-5159  
Website [www.boyslatin.org/pages/blmain](http://www.boyslatin.org/pages/blmain)

Report Type Middle School  
Enrollment 280  
Grade Range 6-7  
Admissions Category Citywide  
Turnaround Model N/A

### Performance Tiers

■ INTERVENE (0-24%)

■ WATCH (25-49%)

■ REINFORCE (50-74%)

■ MODEL (75-100%)

2012-13

2013-14

2014-15

CITY RANK

PEER RANK

### OVERALL: 61% REINFORCE

A school's overall score represents its combined performance on the Achievement, Progress, Climate, and College & Career (for high schools only) domains.

61%  
○

5th  
out of 36

2nd  
out of 19

### Achievement: 2% Intervene

The Achievement domain measures performance on standardized assessments, including PSSA, Keystone Exams, ACCESS for ELLs, and reading assessments.

2%  
○

27th  
out of 35

14th  
out of 19

### Progress: 99% Model

The Progress domain measures growth on standardized assessments and progress towards graduation (for high schools only).

99%  
○

CITY LEADER  
out of 36

PEER LEADER  
out of 19

### Climate: 69% Reinforce

The Climate domain measures school climate and student and parent/guardian engagement.

69%  
○

9th  
out of 35

6th  
out of 18

## Dimner Beeber School

Governance District  
Address 5925 Malvern Ave.  
Philadelphia, PA 19131  
Phone/Fax 215-581-5513 / 215-581-5694  
Website www.philasd.org/schools/beeber

Report Type Middle School  
Enrollment 181  
Grade Range 7-8  
Admissions Category Neighborhood  
Turnaround Model N/A

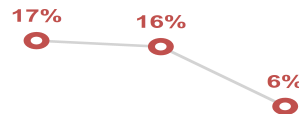
### Performance Tiers

■ INTERVENE (0-24%) ■ WATCH (25-49%) ■ REINFORCE (50-74%) ■ MODEL (75-100%)

2012-13 2013-14 2014-15 CITY RANK PEER RANK

### OVERALL: 6% INTERVENE

A school's overall score represents its combined performance on the Achievement, Progress, Climate, and College & Career (for high schools only) domains.

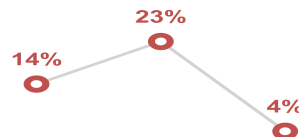


35th  
out of 36

19th  
out of 19

### Achievement: 4% Intervene

The Achievement domain measures performance on standardized assessments, including PSSA, Keystone Exams, ACCESS for ELLs, and reading assessments.

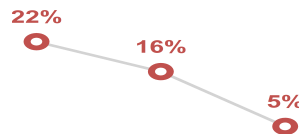


22nd  
out of 35

12th  
out of 19

### Progress: 5% Intervene

The Progress domain measures growth on standardized assessments and progress towards graduation (for high schools only).



32nd  
out of 36

17th  
out of 19

### Climate: 9% Intervene

The Climate domain measures school climate and student and parent/guardian engagement.



35th  
out of 35

18th  
out of 18

## Eastern University Academy Charter School

Governance Charter  
Address 3300 Henry Ave.  
Philadelphia, PA 19129  
Phone/Fax 215-769-3131 / 215-769-3112  
Website www.euacademy.org/

Report Type Middle School  
Enrollment 111  
Grade Range 7-8  
Admissions Category Citywide  
Turnaround Model N/A

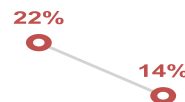
### Performance Tiers

■ INTERVENE (0-24%) ■ WATCH (25-49%) ■ REINFORCE (50-74%) ■ MODEL (75-100%)

2012-13 2013-14 2014-15 CITY RANK PEER RANK

### OVERALL: 14% INTERVENE

A school's overall score represents its combined performance on the Achievement, Progress, Climate, and College & Career (for high schools only) domains.

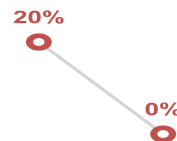


27th  
out of 36

15th  
out of 19

### Achievement: 0% Intervene

The Achievement domain measures performance on standardized assessments, including PSSA, Keystone Exams, ACCESS for ELLs, and reading assessments.



34th  
out of 35

18th  
out of 19

### Progress: 9% Intervene

The Progress domain measures growth on standardized assessments and progress towards graduation (for high schools only).

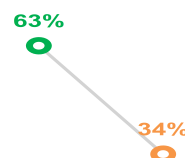


25th  
out of 36

12th  
out of 19

### Climate: 34% Watch

The Climate domain measures school climate and student and parent/guardian engagement.



23rd  
out of 35

13th  
out of 18



## Esperanza Academy Charter School

Governance Charter  
Address 301 W. Hunting Park Ave.  
Philadelphia, PA 19140  
Phone/Fax 215-457-3667 / 215-457-4381  
Website <http://www.neacademy.net/>

Report Type Middle School  
Enrollment 685  
Grade Range 6-8  
Admissions Category Citywide  
Turnaround Model N/A

### Performance Tiers

■ INTERVENE (0-24%) ■ WATCH (25-49%) ■ REINFORCE (50-74%) ■ MODEL (75-100%)

2012-13 2013-14 2014-15 CITY RANK PEER RANK

### OVERALL: 31% WATCH

A school's overall score represents its combined performance on the Achievement, Progress, Climate, and College & Career (for high schools only) domains.

31%  
○

19th  
out of 36

4th  
out of 10

### Achievement: 5% Intervene

The Achievement domain measures performance on standardized assessments, including PSSA, Keystone Exams, ACCESS for ELLs, and reading assessments.

5%  
○

18th  
out of 35

2nd  
out of 10

### Progress: 39% Watch

The Progress domain measures growth on standardized assessments and progress towards graduation (for high schools only).

39%  
○

15th  
out of 36

4th  
out of 10

### Climate: 47% Watch

The Climate domain measures school climate and student and parent/guardian engagement.

47%  
○

19th  
out of 35

2nd  
out of 10

## Feltonville School of Arts and Sciences

Governance	District	Report Type	Middle School
Address	210 E. Courtland St. Philadelphia, PA 19120	Enrollment	545
Phone/Fax	215-456-5603 / 215-456-5614	Grade Range	6-8
Website	www.philasd.org/schools/feltonville-arts-and-sciences	Admissions Category	Neighborhood
		Turnaround Model	N/A


### Performance Tiers

■ INTERVENE (0-24%)
 ■ WATCH (25-49%)
 ■ REINFORCE (50-74%)
 ■ MODEL (75-100%)

2012-13    2013-14    2014-15    CITY RANK    PEER RANK

### OVERALL: 11% INTERVENE

A school's overall score represents its combined performance on the Achievement, Progress, Climate, and College & Career (for high schools only) domains.

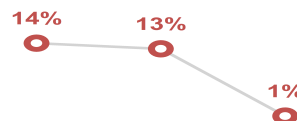


30th  
out of 36

7th  
out of 10

### Achievement: 1% Intervene

The Achievement domain measures performance on standardized assessments, including PSSA, Keystone Exams, ACCESS for ELLs, and reading assessments.

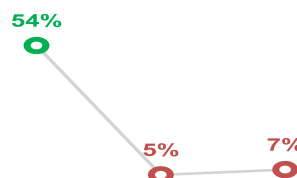


30th  
out of 35

8th  
out of 10

### Progress: 7% Intervene

The Progress domain measures growth on standardized assessments and progress towards graduation (for high schools only).



30th  
out of 36

8th  
out of 10

### Climate: 25% Watch

The Climate domain measures school climate and student and parent/guardian engagement.



27th  
out of 35

6th  
out of 10

## 2014-2015 School Progress Report

### Freire Charter School

Governance Charter  
Address 2027 Chestnut St.  
Philadelphia, PA 19103  
Phone/Fax 215-557-8555 / 215-557-9051  
Website [www.freirecharterschool.org/](http://www.freirecharterschool.org/)

Report Type Middle School  
Enrollment 539  
Grade Range 5-8  
Admissions Category Citywide  
Turnaround Model N/A

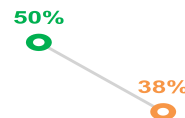
### Performance Tiers

■ INTERVENE (0-24%) ■ WATCH (25-49%) ■ REINFORCE (50-74%) ■ MODEL (75-100%)

2012-13 2013-14 2014-15 CITY RANK PEER RANK

### OVERALL: 38% WATCH

A school's overall score represents its combined performance on the Achievement, Progress, Climate, and College & Career (for high schools only) domains.

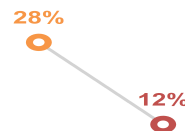


12th  
out of 36

6th  
out of 19

### Achievement: 12% Intervene

The Achievement domain measures performance on standardized assessments, including PSSA, Keystone Exams, ACCESS for ELLs, and reading assessments.

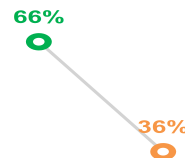


15th  
out of 35

8th  
out of 19

### Progress: 36% Watch

The Progress domain measures growth on standardized assessments and progress towards graduation (for high schools only).

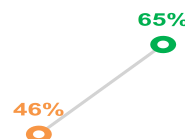


18th  
out of 36

7th  
out of 19

### Climate: 65% Reinforce

The Climate domain measures school climate and student and parent/guardian engagement.



11th  
out of 35

8th  
out of 18

## General J. Harry LaBrum School

Governance District  
Address 10800 Hawley Rd.  
Philadelphia, PA 19154  
Phone/Fax 215-281-2607 / 215-281-5800  
Website www.philasd.org/schools/labrum

Report Type Middle School  
Enrollment 227  
Grade Range 6-8  
Admissions Category Neighborhood  
Turnaround Model N/A

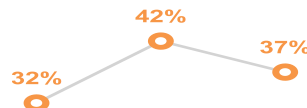
### Performance Tiers

■ INTERVENE (0-24%) ■ WATCH (25-49%) ■ REINFORCE (50-74%) ■ MODEL (75-100%)

2012-13 2013-14 2014-15 CITY RANK PEER RANK

### OVERALL: 37% WATCH

A school's overall score represents its combined performance on the Achievement, Progress, Climate, and College & Career (for high schools only) domains.

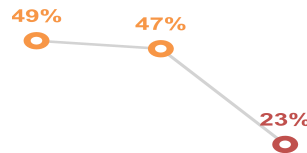


13th  
out of 36

5th  
out of 7

### Achievement: 23% Intervene

The Achievement domain measures performance on standardized assessments, including PSSA, Keystone Exams, ACCESS for ELLs, and reading assessments.

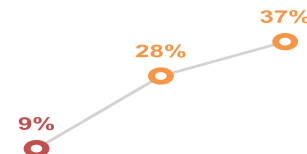


8th  
out of 35

4th  
out of 7

### Progress: 37% Watch

The Progress domain measures growth on standardized assessments and progress towards graduation (for high schools only).

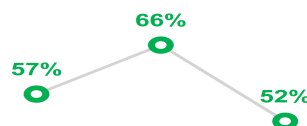


17th  
out of 36

6th  
out of 7

### Climate: 52% Reinforce

The Climate domain measures school climate and student and parent/guardian engagement.



17th  
out of 35

6th  
out of 7

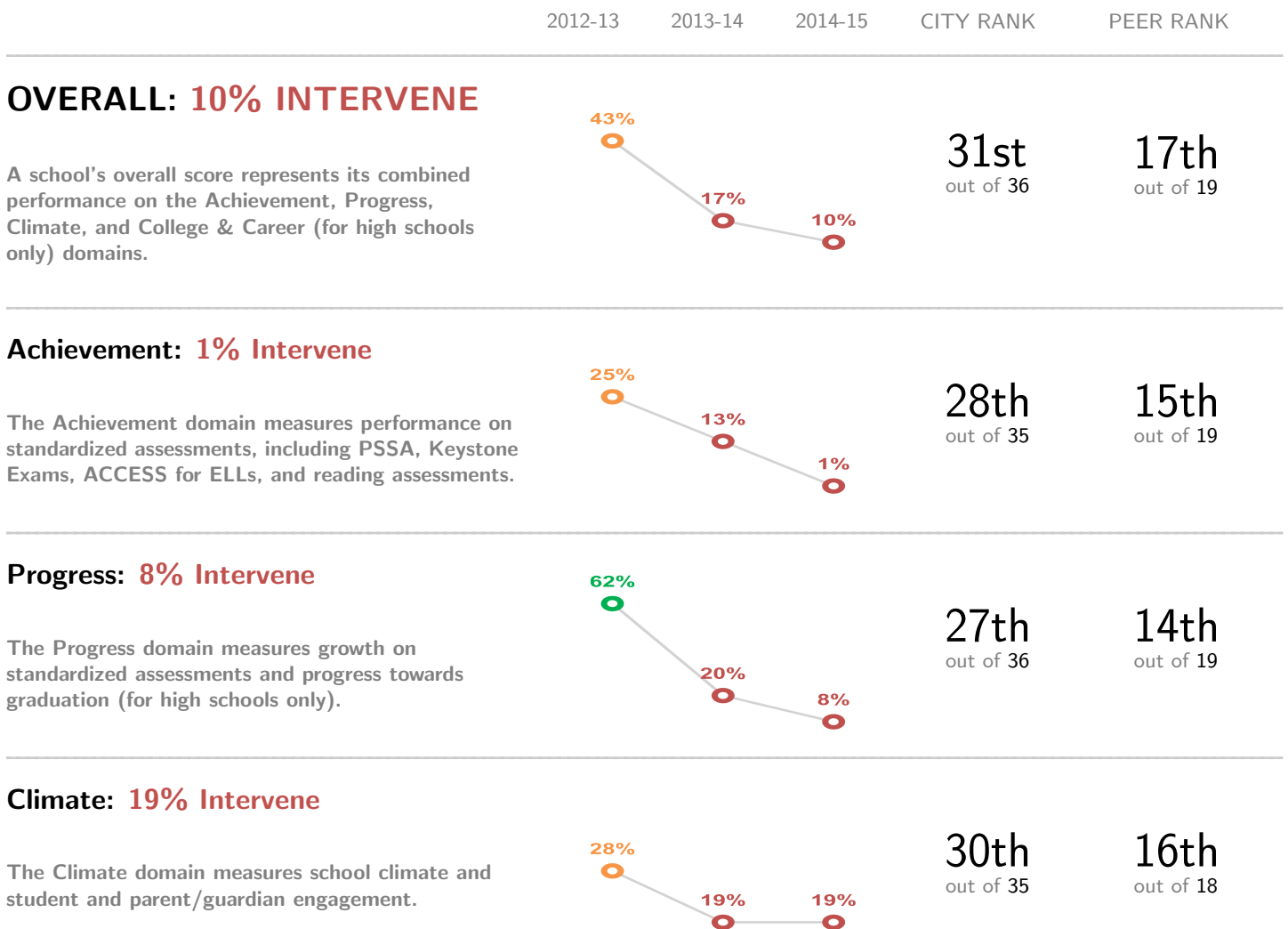
## General Louis Wagner School

Governance District  
Address 1701 Cheltenham Ave.  
Philadelphia, PA 19126  
Phone/Fax 215-276-5252 / 215-276-5849  
Website [www.philasd.org/schools/wagner](http://www.philasd.org/schools/wagner)

Report Type Middle School  
Enrollment 541  
Grade Range 6-8  
Admissions Category Neighborhood  
Turnaround Model N/A

### Performance Tiers

■ INTERVENE (0-24%) ■ WATCH (25-49%) ■ REINFORCE (50-74%) ■ MODEL (75-100%)



## Girard Academic Music Program

Governance District  
Address 2136 W. Ritner St.  
Philadelphia, PA 19145  
Phone/Fax 215-952-8589 / 215-952-6544  
Website www.philasd.org/schools/gamp

Report Type Middle School  
Enrollment 263  
Grade Range 5-8  
Admissions Category Special Admit  
Turnaround Model N/A

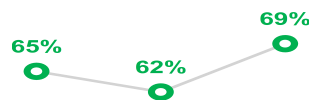
### Performance Tiers

■ INTERVENE (0-24%) ■ WATCH (25-49%) ■ REINFORCE (50-74%) ■ MODEL (75-100%)

2012-13 2013-14 2014-15 CITY RANK PEER RANK

### OVERALL: 69% REINFORCE

A school's overall score represents its combined performance on the Achievement, Progress, Climate, and College & Career (for high schools only) domains.

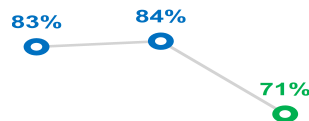


3rd  
out of 36

3rd  
out of 7

### Achievement: 71% Reinforce

The Achievement domain measures performance on standardized assessments, including PSSA, Keystone Exams, ACCESS for ELLs, and reading assessments.

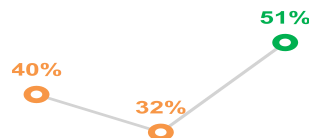


2nd  
out of 35

2nd  
out of 7

### Progress: 51% Reinforce

The Progress domain measures growth on standardized assessments and progress towards graduation (for high schools only).

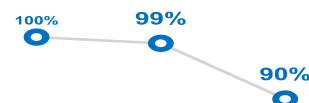


12th  
out of 36

4th  
out of 7

### Climate: 90% Model

The Climate domain measures school climate and student and parent/guardian engagement.



2nd  
out of 35

2nd  
out of 7

## Grover Washington, Jr. School

Governance District  
Address 201 E. Olney Ave.  
Philadelphia, PA 19120  
Phone/Fax 215-456-0422 / 215-456-2181  
Website www.philasd.org/schools/grover

Report Type Middle School  
Enrollment 565  
Grade Range 5-8  
Admissions Category Neighborhood  
Turnaround Model N/A

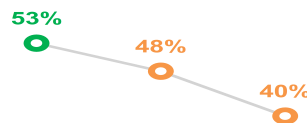
### Performance Tiers

■ INTERVENE (0-24%) ■ WATCH (25-49%) ■ REINFORCE (50-74%) ■ MODEL (75-100%)

2012-13 2013-14 2014-15 CITY RANK PEER RANK

### OVERALL: 40% WATCH

A school's overall score represents its combined performance on the Achievement, Progress, Climate, and College & Career (for high schools only) domains.

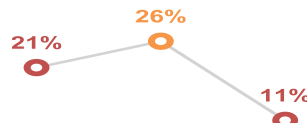


10th  
out of 36

2nd  
out of 10

### Achievement: 11% Intervene

The Achievement domain measures performance on standardized assessments, including PSSA, Keystone Exams, ACCESS for ELLs, and reading assessments.

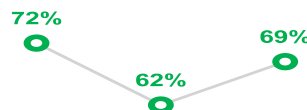


16th  
out of 35

PEER LEADER  
out of 10

### Progress: 69% Reinforce

The Progress domain measures growth on standardized assessments and progress towards graduation (for high schools only).

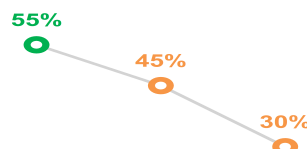


5th  
out of 36

2nd  
out of 10

### Climate: 30% Watch

The Climate domain measures school climate and student and parent/guardian engagement.



25th  
out of 35

5th  
out of 10

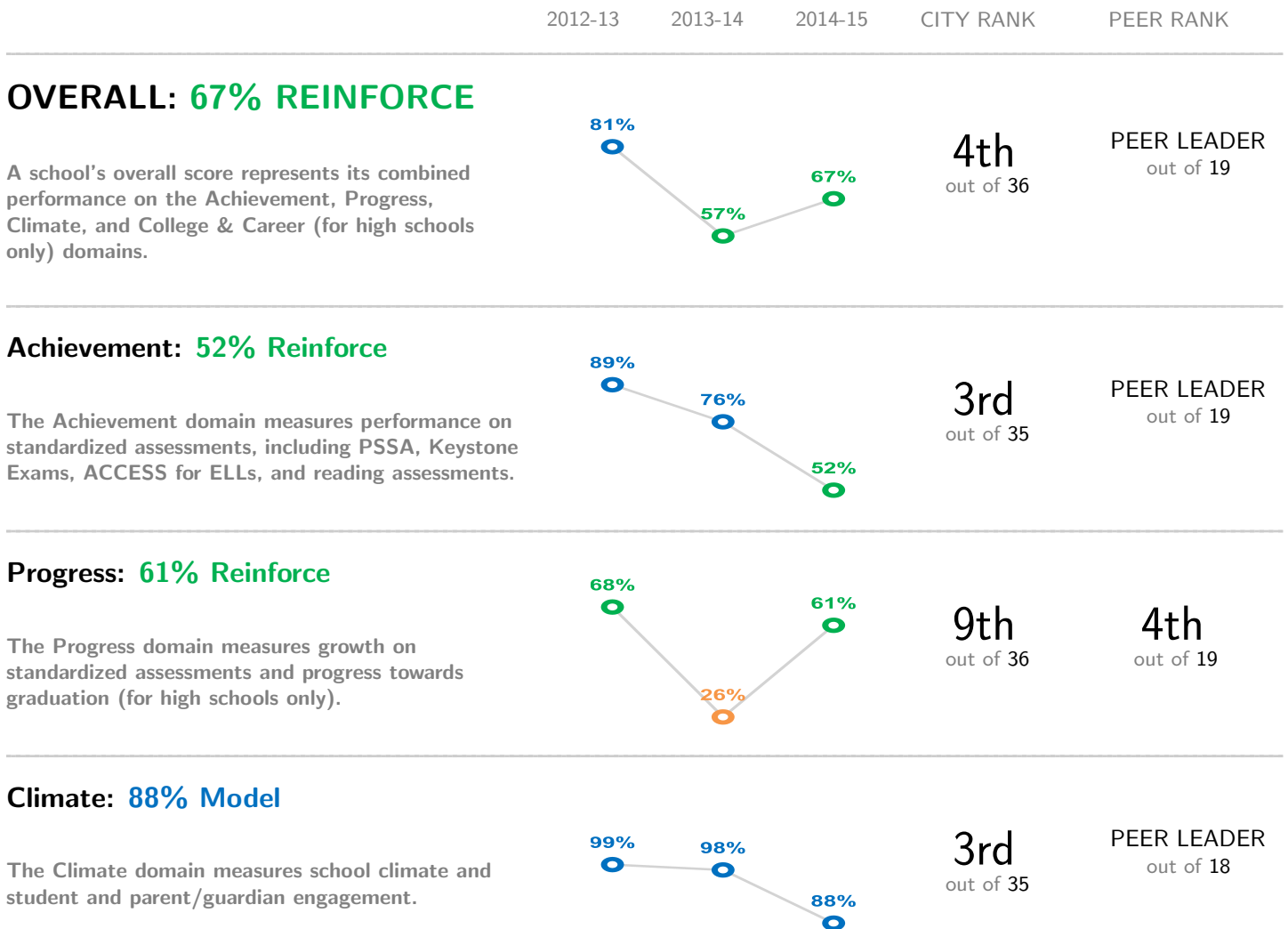
# Hill-Freedman World Academy

Governance District  
Address 6200 Crittenden St.  
Philadelphia, PA 19138  
Phone/Fax 215-276-5260 / 215-276-5873  
Website www.philasd.org/schools/hill-freedman

Report Type Middle School  
Enrollment 223  
Grade Range 6-8  
Admissions Category Special Admit  
Turnaround Model N/A

## Performance Tiers

■ INTERVENE (0-24%) ■ WATCH (25-49%) ■ REINFORCE (50-74%) ■ MODEL (75-100%)





## 2014-2015 School Progress Report


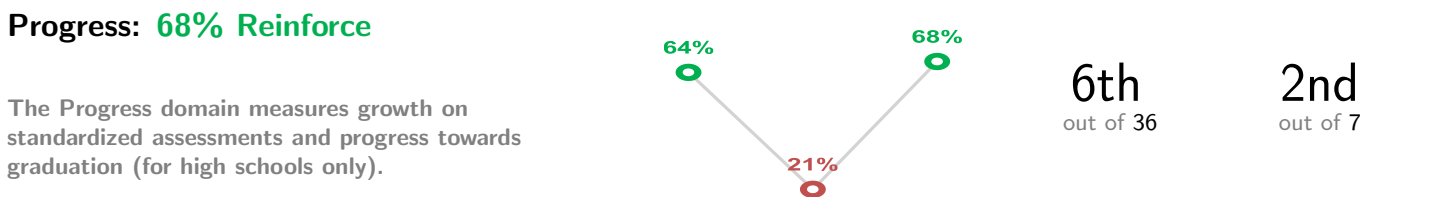
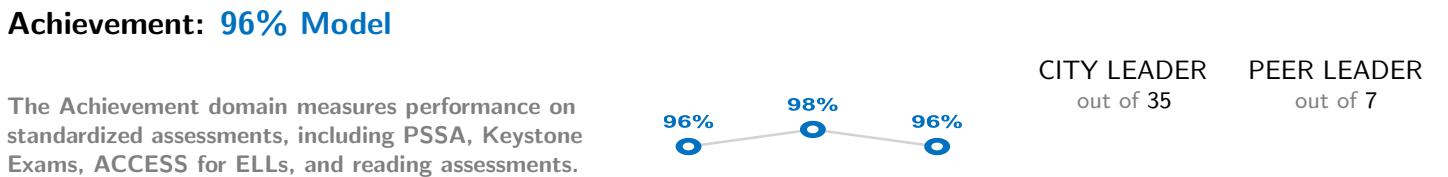
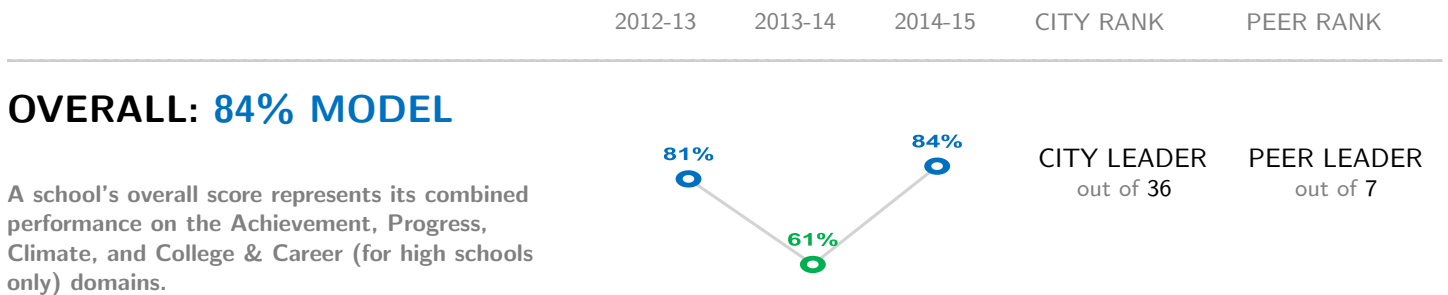
### Julia R. Masterman School

Governance District  
Address 1699 Spring Garden St.  
Philadelphia, PA 19130  
Phone/Fax 215-299-4661 / 215-299-3425  
Website [www.philasd.org/schools/masterman](http://www.philasd.org/schools/masterman)

Report Type Middle School  
Enrollment 757  
Grade Range 5-8  
Admissions Category Special Admit  
Turnaround Model N/A

### Performance Tiers

■ INTERVENE (0-24%) ■ WATCH (25-49%) ■ REINFORCE (50-74%) ■ MODEL (75-100%)



## KIPP West Philadelphia Preparatory Charter School

Governance Charter  
Address 5900 Baltimore Ave. 2nd Flr.  
Philadelphia, PA 19143  
Phone/Fax 215-294-2973 / 215-294-8707  
Website [www.kippphiladelphia.org/schools/kwpp](http://www.kippphiladelphia.org/schools/kwpp)

Report Type Middle School  
Enrollment 375  
Grade Range 5-8  
Admissions Category Citywide With Criteria  
Turnaround Model N/A

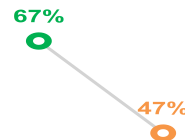
### Performance Tiers

■ INTERVENE (0-24%) ■ WATCH (25-49%) ■ REINFORCE (50-74%) ■ MODEL (75-100%)

2012-13 2013-14 2014-15 CITY RANK PEER RANK

### OVERALL: 47% WATCH

A school's overall score represents its combined performance on the Achievement, Progress, Climate, and College & Career (for high schools only) domains.

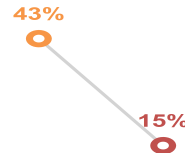


7th  
out of 36

4th  
out of 19

### Achievement: 15% Intervene

The Achievement domain measures performance on standardized assessments, including PSSA, Keystone Exams, ACCESS for ELLs, and reading assessments.

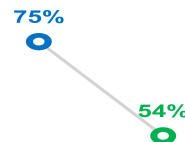


11th  
out of 35

5th  
out of 19

### Progress: 54% Reinforce

The Progress domain measures growth on standardized assessments and progress towards graduation (for high schools only).

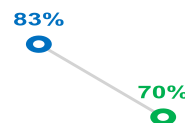


10th  
out of 36

5th  
out of 19

### Climate: 70% Reinforce

The Climate domain measures school climate and student and parent/guardian engagement.



8th  
out of 35

5th  
out of 18

## Mastery Charter School at Gratz

Governance	Charter	Report Type	Middle School
Address	1798 W. Hunting Park Ave. Philadelphia, PA 19140	Enrollment	250
Phone/Fax	215-227-4408 / N/A	Grade Range	6-8
Website	www.masterycharter.org/schools/simon-gratz-campus/	Admissions Category	Neighborhood Renaissance Charter
		Turnaround Model	

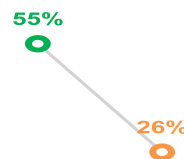
### Performance Tiers



	2012-13	2013-14	2014-15	CITY RANK	PEER RANK
--	---------	---------	---------	-----------	-----------

### OVERALL: 26% WATCH

A school's overall score represents its combined performance on the Achievement, Progress, Climate, and College & Career (for high schools only) domains.

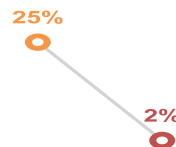


24th  
out of 36

12th  
out of 19

### Achievement: 2% Intervene

The Achievement domain measures performance on standardized assessments, including PSSA, Keystone Exams, ACCESS for ELLs, and reading assessments.

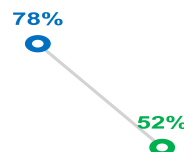


26th  
out of 35

13th  
out of 19

### Progress: 52% Reinforce

The Progress domain measures growth on standardized assessments and progress towards graduation (for high schools only).

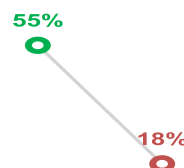


11th  
out of 36

6th  
out of 19

### Climate: 18% Intervene

The Climate domain measures school climate and student and parent/guardian engagement.



31st  
out of 35

17th  
out of 18

## Mastery Charter School at Lenfest Campus

Governance	Charter	Report Type	Middle School
Address	35 S. 4th St. Philadelphia, PA 19106	Enrollment	221
Phone/Fax	215-922-1902 / 215-922-1903	Grade Range	7-8
Website	<a href="http://www.masterycharter.org/schools/middle-and-high-schools/lenfest-campus/">www.masterycharter.org/schools/middle-and-high-schools/lenfest-campus/</a>	Admissions Category	Citywide With Criteria
		Turnaround Model	N/A

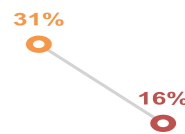
### Performance Tiers



	2012-13	2013-14	2014-15	CITY RANK	PEER RANK
--	---------	---------	---------	-----------	-----------

### OVERALL: 16% INTERVENE

A school's overall score represents its combined performance on the Achievement, Progress, Climate, and College & Career (for high schools only) domains.

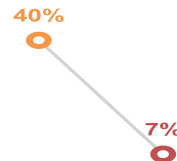


**26th**  
out of 36

**14th**  
out of 19

### Achievement: 7% Intervene

The Achievement domain measures performance on standardized assessments, including PSSA, Keystone Exams, ACCESS for ELLs, and reading assessments.

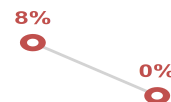


**17th**  
out of 35

**9th**  
out of 19

### Progress: 0% Intervene

The Progress domain measures growth on standardized assessments and progress towards graduation (for high schools only).

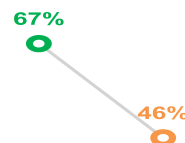


**36th**  
out of 36

**19th**  
out of 19

### Climate: 46% Watch

The Climate domain measures school climate and student and parent/guardian engagement.



**21st**  
out of 35

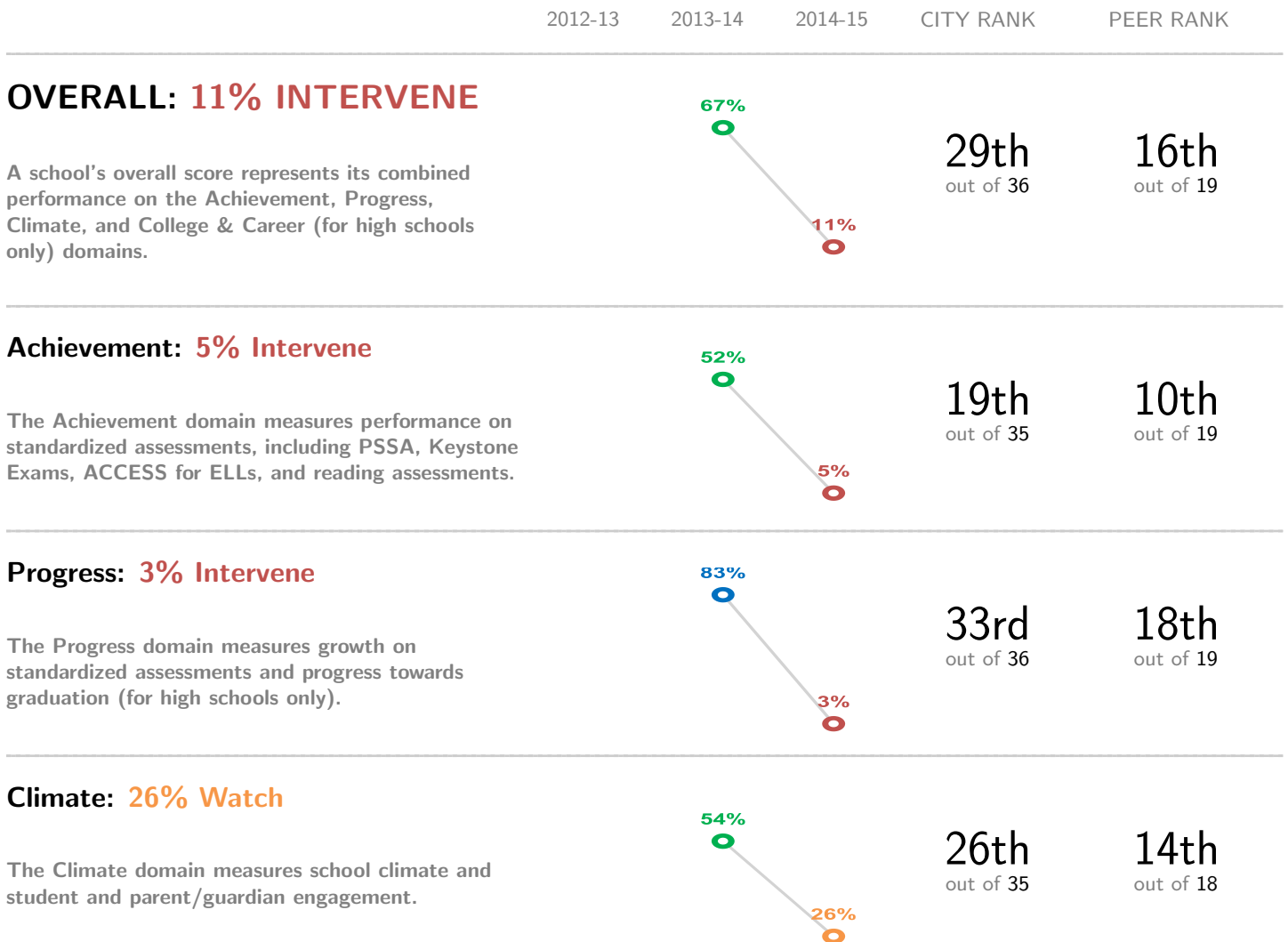
**11th**  
out of 18

## Mastery Charter School at Pickett Campus

Governance	Charter	Report Type	Middle School
Address	5700 Wayne Ave. Philadelphia, PA 19144	Enrollment	426
Phone/Fax	215-866-9000 / 215-866-9001	Grade Range	6-8
Website	www.masterycharter.org/schools/pickett-campus/	Admissions Category	Citywide With Criteria
		Turnaround Model	N/A

### Performance Tiers

■ INTERVENE (0-24%)
 ■ WATCH (25-49%)
 ■ REINFORCE (50-74%)
 ■ MODEL (75-100%)



# Mastery Charter School at Shoemaker Campus

Governance	Charter	Report Type	Middle School
Address	5301 Media St. Philadelphia, PA 19131	Enrollment	277
Phone/Fax	267-296-7111 / 267-296-7112	Grade Range	7-8
Website	<a href="http://www.masterycharter.org/schools/shoemaker-campus/about-shoemaker.html">www.masterycharter.org/schools/shoemaker-campus/about-shoemaker.html</a>	Admissions Category	Citywide With Criteria
		Turnaround Model	N/A

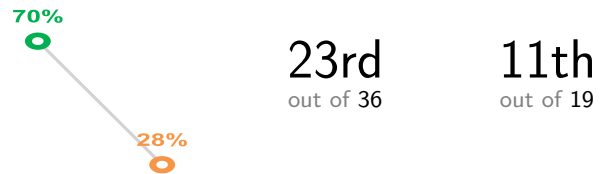
## Performance Tiers



	2012-13	2013-14	2014-15	CITY RANK	PEER RANK
--	---------	---------	---------	-----------	-----------

## OVERALL: 28% WATCH

A school's overall score represents its combined performance on the Achievement, Progress, Climate, and College & Career (for high schools only) domains.



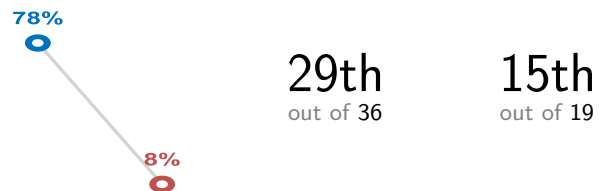
## Achievement: 13% Intervene

The Achievement domain measures performance on standardized assessments, including PSSA, Keystone Exams, ACCESS for ELLs, and reading assessments.



## Progress: 8% Intervene

The Progress domain measures growth on standardized assessments and progress towards graduation (for high schools only).



## Climate: 66% Reinforce

The Climate domain measures school climate and student and parent/guardian engagement.



# Memphis Street Academy Charter School at J.P. Jones

Governance	Charter	Report Type	Middle School
Address	2950 Memphis St. Philadelphia, PA 19134	Enrollment	932
Phone/Fax	215-291-4709 / 215-291-4754	Grade Range	5-8
Website	www.ap-schools.org/memphisstreetacademy/	Admissions Category	Neighborhood
		Turnaround Model	Renaissance Charter

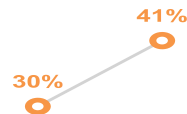
## Performance Tiers

■ INTERVENE (0-24%)
 ■ WATCH (25-49%)
 ■ REINFORCE (50-74%)
 ■ MODEL (75-100%)

	2012-13	2013-14	2014-15	CITY RANK	PEER RANK
--	---------	---------	---------	-----------	-----------

## OVERALL: 41% WATCH

A school's overall score represents its combined performance on the Achievement, Progress, Climate, and College & Career (for high schools only) domains.



9th  
out of 36

PEER LEADER  
out of 10

## Achievement: 2% Intervene

The Achievement domain measures performance on standardized assessments, including PSSA, Keystone Exams, ACCESS for ELLs, and reading assessments.

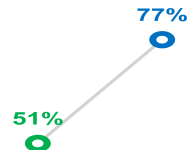


24th  
out of 35

5th  
out of 10

## Progress: 77% Model

The Progress domain measures growth on standardized assessments and progress towards graduation (for high schools only).

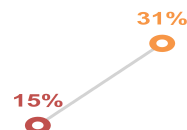


3rd  
out of 36

PEER LEADER  
out of 10

## Climate: 31% Watch

The Climate domain measures school climate and student and parent/guardian engagement.



24th  
out of 35

4th  
out of 10

## Middle Years Alternative School

Governance District  
Address 4725 Fairmount Ave.  
Philadelphia, PA 19139  
Phone/Fax 215-581-5633 / 215-581-5668  
Website www.philasd.org/schools/mya

Report Type Middle School  
Enrollment 252  
Grade Range 5-8  
Admissions Category Citywide  
Turnaround Model N/A

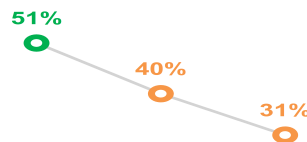
### Performance Tiers

■ INTERVENE (0-24%) ■ WATCH (25-49%) ■ REINFORCE (50-74%) ■ MODEL (75-100%)

2012-13 2013-14 2014-15 CITY RANK PEER RANK

### OVERALL: 31% WATCH

A school's overall score represents its combined performance on the Achievement, Progress, Climate, and College & Career (for high schools only) domains.

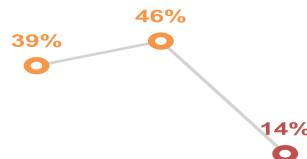


18th  
out of 36

9th  
out of 19

### Achievement: 14% Intervene

The Achievement domain measures performance on standardized assessments, including PSSA, Keystone Exams, ACCESS for ELLs, and reading assessments.

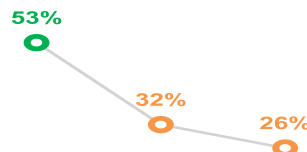


12th  
out of 35

6th  
out of 19

### Progress: 26% Watch

The Progress domain measures growth on standardized assessments and progress towards graduation (for high schools only).

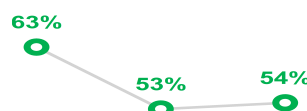


19th  
out of 36

8th  
out of 19

### Climate: 54% Reinforce

The Climate domain measures school climate and student and parent/guardian engagement.



14th  
out of 35

10th  
out of 18



## 2014-2015 School Progress Report

### Morris E. Leeds School

Governance District  
Address 1100 E. Mt. Pleasant Ave.  
Philadelphia, PA 19150  
Phone/Fax 215-248-6602 / 215-248-6223  
Website www.philasd.org/schools/leeds

Report Type Middle School  
Enrollment 266  
Grade Range 6-8  
Admissions Category Neighborhood  
Turnaround Model N/A

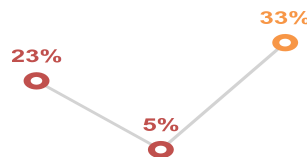
### Performance Tiers

■ INTERVENE (0-24%) ■ WATCH (25-49%) ■ REINFORCE (50-74%) ■ MODEL (75-100%)

2012-13 2013-14 2014-15 CITY RANK PEER RANK

### OVERALL: 33% WATCH

A school's overall score represents its combined performance on the Achievement, Progress, Climate, and College & Career (for high schools only) domains.

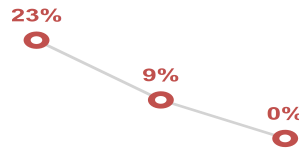


16th  
out of 36

8th  
out of 19

### Achievement: 0% Intervene

The Achievement domain measures performance on standardized assessments, including PSSA, Keystone Exams, ACCESS for ELLs, and reading assessments.

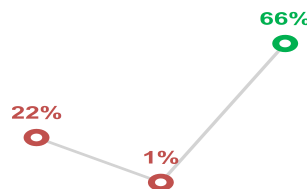


33rd  
out of 35

17th  
out of 19

### Progress: 66% Reinforce

The Progress domain measures growth on standardized assessments and progress towards graduation (for high schools only).




7th  
out of 36

3rd  
out of 19

### Climate: 23% Intervene

The Climate domain measures school climate and student and parent/guardian engagement.



28th  
out of 35

15th  
out of 18

## New Media Technology Charter School

Governance Charter  
 Address 8034 Thouron Ave.  
 Philadelphia, PA 19150  
 Phone/Fax 267-286-6900 / 267-286-6904  
 Website www.nmtcs.net/

Report Type Middle School  
 Enrollment 163  
 Grade Range 6-8  
 Admissions Category Citywide  
 Turnaround Model N/A

### Performance Tiers

■ INTERVENE (0-24%) ■ WATCH (25-49%) ■ REINFORCE (50-74%) ■ MODEL (75-100%)

2012-13 2013-14 2014-15 CITY RANK PEER RANK

### OVERALL: 17% INTERVENE

A school's overall score represents its combined performance on the Achievement, Progress, Climate, and College & Career (for high schools only) domains.



25th  
out of 36

13th  
out of 19

### Achievement: 0% Intervene

The Achievement domain measures performance on standardized assessments, including PSSA, Keystone Exams, ACCESS for ELLs, and reading assessments.



35th  
out of 35

19th  
out of 19

### Progress: 6% Intervene

The Progress domain measures growth on standardized assessments and progress towards graduation (for high schools only).

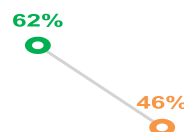


31st  
out of 36

16th  
out of 19

### Climate: 46% Watch

The Climate domain measures school climate and student and parent/guardian engagement.



22nd  
out of 35

12th  
out of 18

## Penn Treaty High School

Governance District  
Address 600 E. Thompson St.  
Philadelphia, PA 19125  
Phone/Fax 215-291-4715 / 215-291-5172  
Website [www.philasd.org/schools/penntreaty](http://www.philasd.org/schools/penntreaty)

Report Type Middle School  
Enrollment 233  
Grade Range 6-8  
Admissions Category Neighborhood  
Turnaround Model N/A

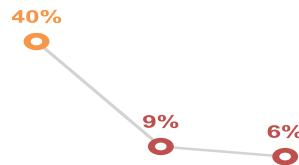
### Performance Tiers

■ INTERVENE (0-24%) ■ WATCH (25-49%) ■ REINFORCE (50-74%) ■ MODEL (75-100%)

2012-13 2013-14 2014-15 CITY RANK PEER RANK

### OVERALL: 6% INTERVENE

A school's overall score represents its combined performance on the Achievement, Progress, Climate, and College & Career (for high schools only) domains.

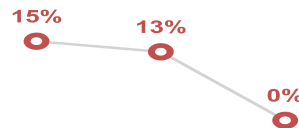


34th  
out of 36

9th  
out of 10

### Achievement: 0% Intervene

The Achievement domain measures performance on standardized assessments, including PSSA, Keystone Exams, ACCESS for ELLs, and reading assessments.

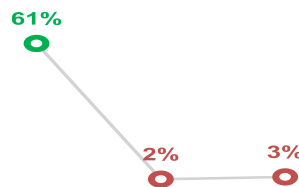


32nd  
out of 35

9th  
out of 10

### Progress: 3% Intervene

The Progress domain measures growth on standardized assessments and progress towards graduation (for high schools only).




34th  
out of 36

9th  
out of 10

### Climate: 15% Intervene

The Climate domain measures school climate and student and parent/guardian engagement.



34th  
out of 35

10th  
out of 10

## Richard Allen Preparatory Charter School

Governance Charter  
Address 2601 S. 58th St.  
Philadelphia, PA 19143  
Phone/Fax 215-878-1544 / 215-727-0711  
Website <http://www.rapcs.org/>

Report Type Middle School  
Enrollment 487  
Grade Range 5-8  
Admissions Category Citywide  
Turnaround Model N/A

### Performance Tiers

■ INTERVENE (0-24%) ■ WATCH (25-49%) ■ REINFORCE (50-74%) ■ MODEL (75-100%)

2012-13 2013-14 2014-15 CITY RANK PEER RANK

### OVERALL: 7% INTERVENE

A school's overall score represents its combined performance on the Achievement, Progress, Climate, and College & Career (for high schools only) domains.

7%  
○

33rd  
out of 36

18th  
out of 19

### Achievement: 4% Intervene

The Achievement domain measures performance on standardized assessments, including PSSA, Keystone Exams, ACCESS for ELLs, and reading assessments.

4%  
○

21st  
out of 35

11th  
out of 19

### Progress: 9% Intervene

The Progress domain measures growth on standardized assessments and progress towards graduation (for high schools only).

9%  
○

24th  
out of 36

11th  
out of 19

### Climate

INSUFFICIENT DATA

The Climate domain measures school climate and student and parent/guardian engagement.

## Roberto Clemente School

Governance District  
 Address 122 W. Erie Ave.  
 Philadelphia, PA 19140  
 Phone/Fax 215-291-5400 / 215-291-5421  
 Website www.philasd.org/schools/clemente

Report Type Middle School  
 Enrollment 439  
 Grade Range 6-8  
 Admissions Category Neighborhood  
 Turnaround Model Promise Academy

### Performance Tiers

■ INTERVENE (0-24%) ■ WATCH (25-49%) ■ REINFORCE (50-74%) ■ MODEL (75-100%)

2012-13 2013-14 2014-15 CITY RANK PEER RANK

### OVERALL: 10% INTERVENE

A school's overall score represents its combined performance on the Achievement, Progress, Climate, and College & Career (for high schools only) domains.



32nd  
out of 36

8th  
out of 10

### Achievement: 0% Intervene

The Achievement domain measures performance on standardized assessments, including PSSA, Keystone Exams, ACCESS for ELLs, and reading assessments.

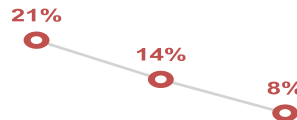


35th  
out of 35

10th  
out of 10

### Progress: 8% Intervene

The Progress domain measures growth on standardized assessments and progress towards graduation (for high schools only).

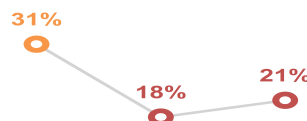


28th  
out of 36

7th  
out of 10

### Climate: 21% Intervene

The Climate domain measures school climate and student and parent/guardian engagement.



29th  
out of 35

7th  
out of 10

## 2014-2015 School Progress Report

### Russell H. Conwell School

Governance District  
Address 1829 Clearfield St.  
Philadelphia, PA 19134  
Phone/Fax 215-291-4722 / 215-291-5019  
Website [www.philasd.org/schools/conwell](http://www.philasd.org/schools/conwell)

Report Type Middle School  
Enrollment 463  
Grade Range 5-8  
Admissions Category Special Admit  
Turnaround Model N/A

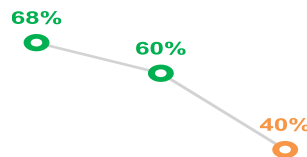
### Performance Tiers

■ INTERVENE (0-24%) ■ WATCH (25-49%) ■ REINFORCE (50-74%) ■ MODEL (75-100%)

2012-13 2013-14 2014-15 CITY RANK PEER RANK

### OVERALL: 40% WATCH

A school's overall score represents its combined performance on the Achievement, Progress, Climate, and College & Career (for high schools only) domains.

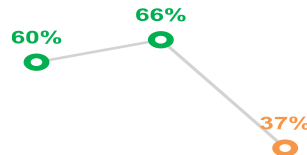


11th  
out of 36

5th  
out of 19

### Achievement: 37% Watch

The Achievement domain measures performance on standardized assessments, including PSSA, Keystone Exams, ACCESS for ELLs, and reading assessments.

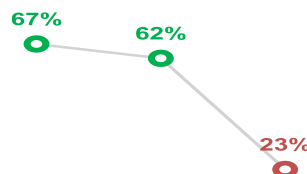


5th  
out of 35

2nd  
out of 19

### Progress: 23% Intervene

The Progress domain measures growth on standardized assessments and progress towards graduation (for high schools only).

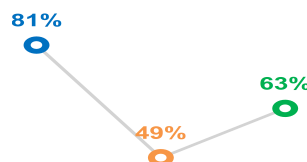


20th  
out of 36

9th  
out of 19

### Climate: 63% Reinforce

The Climate domain measures school climate and student and parent/guardian engagement.



12th  
out of 35

9th  
out of 18

## Universal Charter School at Vare

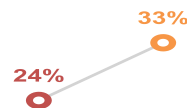
Governance	Charter	Report Type	Middle School
Address	2100 S. 24th St. Philadelphia, PA 19145	Enrollment	443
Phone/Fax	215-952-8611 / N/A	Grade Range	5-8
Website	www.universalcompanies.org/education/vare-charter-school/	Admissions Category	Neighborhood
		Turnaround Model	Renaissance Charter

### Performance Tiers



	2012-13	2013-14	2014-15	CITY RANK	PEER RANK
<b>OVERALL: 33% WATCH</b>					

A school's overall score represents its combined performance on the Achievement, Progress, Climate, and College & Career (for high schools only) domains.



**17th**  
out of 36

**3rd**  
out of 10

### Achievement: 4% Intervene

The Achievement domain measures performance on standardized assessments, including PSSA, Keystone Exams, ACCESS for ELLs, and reading assessments.

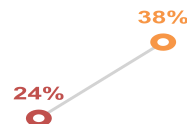


**20th**  
out of 35

**3rd**  
out of 10

### Progress: 38% Watch

The Progress domain measures growth on standardized assessments and progress towards graduation (for high schools only).



**16th**  
out of 36

**5th**  
out of 10

### Climate: 53% Reinforce

The Climate domain measures school climate and student and parent/guardian engagement.



**16th**  
out of 35

**PEER LEADER**  
out of 10

## Warren G. Harding School

Governance District  
Address 2000 Wakeling St.  
Philadelphia, PA 19124  
Phone/Fax 215-537-2528 / 215-537-2850  
Website www.philasd.org/schools/harding

Report Type Middle School  
Enrollment 756  
Grade Range 6-8  
Admissions Category Neighborhood  
Turnaround Model N/A

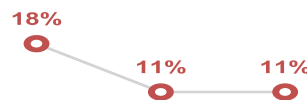
### Performance Tiers

■ INTERVENE (0-24%) ■ WATCH (25-49%) ■ REINFORCE (50-74%) ■ MODEL (75-100%)

2012-13 2013-14 2014-15 CITY RANK PEER RANK

### OVERALL: 11% INTERVENE

A school's overall score represents its combined performance on the Achievement, Progress, Climate, and College & Career (for high schools only) domains.

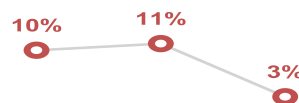


28th  
out of 36

6th  
out of 10

### Achievement: 3% Intervene

The Achievement domain measures performance on standardized assessments, including PSSA, Keystone Exams, ACCESS for ELLs, and reading assessments.

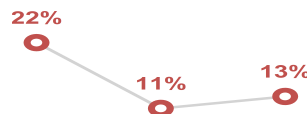


23rd  
out of 35

4th  
out of 10

### Progress: 13% Intervene

The Progress domain measures growth on standardized assessments and progress towards graduation (for high schools only).



23rd  
out of 36

6th  
out of 10

### Climate: 16% Intervene

The Climate domain measures school climate and student and parent/guardian engagement.



32nd  
out of 35

8th  
out of 10



## William T. Tilden School

Governance District  
Address 6601 Elmwood Ave.  
Philadelphia, PA 19142  
Phone/Fax 215-492-6454 / 215-492-6128  
Website www.philasd.org/schools/tilden

Report Type Middle School  
Enrollment 545  
Grade Range 5-8  
Admissions Category Neighborhood  
Turnaround Model N/A

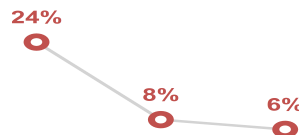
### Performance Tiers

■ INTERVENE (0-24%) ■ WATCH (25-49%) ■ REINFORCE (50-74%) ■ MODEL (75-100%)

2012-13 2013-14 2014-15 CITY RANK PEER RANK

### OVERALL: 6% INTERVENE

A school's overall score represents its combined performance on the Achievement, Progress, Climate, and College & Career (for high schools only) domains.



36th  
out of 36

10th  
out of 10

### Achievement: 2% Intervene

The Achievement domain measures performance on standardized assessments, including PSSA, Keystone Exams, ACCESS for ELLs, and reading assessments.

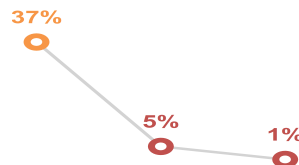


25th  
out of 35

6th  
out of 10

### Progress: 1% Intervene

The Progress domain measures growth on standardized assessments and progress towards graduation (for high schools only).



35th  
out of 36

10th  
out of 10

### Climate: 16% Intervene

The Climate domain measures school climate and student and parent/guardian engagement.



33rd  
out of 35

9th  
out of 10

## Woodrow Wilson School

Governance District  
Address 1800 Cottman Ave.  
Philadelphia, PA 19111  
Phone/Fax 215-728-5015 / 215-728-5051  
Website www.philasd.org/schools/wilson

Report Type Middle School  
Enrollment 1,134  
Grade Range 6-8  
Admissions Category Neighborhood  
Turnaround Model N/A

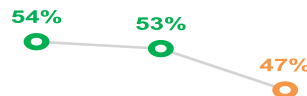
### Performance Tiers

■ INTERVENE (0-24%) ■ WATCH (25-49%) ■ REINFORCE (50-74%) ■ MODEL (75-100%)

2012-13 2013-14 2014-15 CITY RANK PEER RANK

### OVERALL: 47% WATCH

A school's overall score represents its combined performance on the Achievement, Progress, Climate, and College & Career (for high schools only) domains.

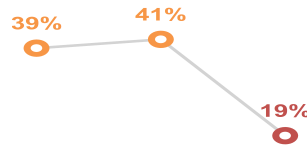


8th  
out of 36

4th  
out of 7

### Achievement: 19% Intervene

The Achievement domain measures performance on standardized assessments, including PSSA, Keystone Exams, ACCESS for ELLs, and reading assessments.



9th  
out of 35

5th  
out of 7

### Progress: 62% Reinforce

The Progress domain measures growth on standardized assessments and progress towards graduation (for high schools only).

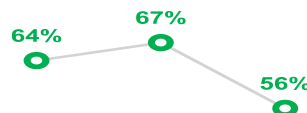


8th  
out of 36

3rd  
out of 7

### Climate: 56% Reinforce

The Climate domain measures school climate and student and parent/guardian engagement.



13th  
out of 35

4th  
out of 7

## World Communications Charter School

Governance Charter  
Address 512 S. Broad St.  
Philadelphia, PA 19146  
Phone/Fax 215-735-3198 / 215-735-3824  
Website [www.worldcomcs.org/](http://www.worldcomcs.org/)

Report Type Middle School  
Enrollment 143  
Grade Range 6-8  
Admissions Category Citywide  
Turnaround Model N/A

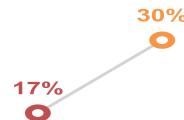
### Performance Tiers

■ INTERVENE (0-24%) ■ WATCH (25-49%) ■ REINFORCE (50-74%) ■ MODEL (75-100%)

2012-13 2013-14 2014-15 CITY RANK PEER RANK

### OVERALL: 30% WATCH

A school's overall score represents its combined performance on the Achievement, Progress, Climate, and College & Career (for high schools only) domains.

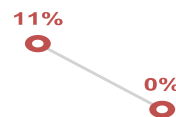


22nd  
out of 36

10th  
out of 19

### Achievement: 0% Intervene

The Achievement domain measures performance on standardized assessments, including PSSA, Keystone Exams, ACCESS for ELLs, and reading assessments.

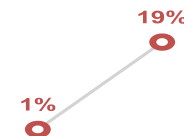


31st  
out of 35

16th  
out of 19

### Progress: 19% Intervene

The Progress domain measures growth on standardized assessments and progress towards graduation (for high schools only).

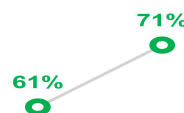


22nd  
out of 36

10th  
out of 19

### Climate: 71% Reinforce

The Climate domain measures school climate and student and parent/guardian engagement.



7th  
out of 35

4th  
out of 18

## Young Scholars Charter School

Governance Charter  
Address 900 N. Marshall St.  
Philadelphia, PA 19123  
Phone/Fax 215-232-9727 / 215-232-4542  
Website [www.phillyscholars.org/yscs/](http://www.phillyscholars.org/yscs/)

Report Type Middle School  
Enrollment 251  
Grade Range 6-8  
Admissions Category Citywide  
Turnaround Model N/A

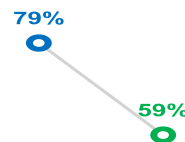
### Performance Tiers

■ INTERVENE (0-24%) ■ WATCH (25-49%) ■ REINFORCE (50-74%) ■ MODEL (75-100%)

2012-13 2013-14 2014-15 CITY RANK PEER RANK

### OVERALL: 59% REINFORCE

A school's overall score represents its combined performance on the Achievement, Progress, Climate, and College & Career (for high schools only) domains.

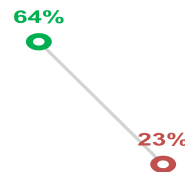


6th  
out of 36

3rd  
out of 19

### Achievement: 23% Intervene

The Achievement domain measures performance on standardized assessments, including PSSA, Keystone Exams, ACCESS for ELLs, and reading assessments.

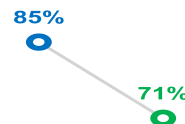


7th  
out of 35

4th  
out of 19

### Progress: 71% Reinforce

The Progress domain measures growth on standardized assessments and progress towards graduation (for high schools only).

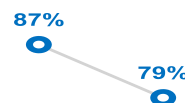


4th  
out of 36

2nd  
out of 19

### Climate: 79% Model

The Climate domain measures school climate and student and parent/guardian engagement.



4th  
out of 35

2nd  
out of 18