

2015-2016 School Progress Report

Joseph W. Catharine School

School Code: 125
Sector: District
Address: 6600 Chester Ave., 19142
Phone/Fax: 215-727-2155 / 215-727-5671
Website: www.philasd.org/schools/catharine

Report Type: Elementary School (K-5)
Peer Group: 1
Enrollment: 618
Admissions Category: Neighborhood
Turnaround Model: N/A

Performance Tiers

■ **INTERVENE (0-24%)** ■ **WATCH (25-49%)** ■ **REINFORCE (50-74%)** ■ **MODEL (75-100%)**

2013-2014 2014-2015 2015-2016 CITY RANK PEER RANK

OVERALL: 25% WATCH

A school's overall score represents its combined performance on the Achievement, Progress, Climate, and College & Career (for high schools only) domains.



42nd
out of 60

10th
out of 17

Achievement: 20% Intervene

The Achievement domain measures performance on standardized assessments, including PSSA, Keystone Exams, ACCESS for ELLs, and reading assessments.



24th
out of 60

3rd
out of 17

Progress: 10% Intervene

The Progress domain measures growth on standardized assessments and progress towards graduation (for high schools only).



45th
out of 59

11th
out of 17

Climate: 48% Watch

The Climate domain measures school climate and student and parent/guardian engagement.



33rd
out of 62

6th
out of 18

2015-2016 School Progress Report

Thomas G. Morton School

School Code: 138
Sector: District
Address: 2501 S. 63rd St., 19142
Phone/Fax: 215-727-2164 / 215-727-2341
Website: www.philasd.org/schools/morton

Report Type: Elementary School (K-5)
Peer Group: 1
Enrollment: 701
Admissions Category: Neighborhood
Turnaround Model: N/A

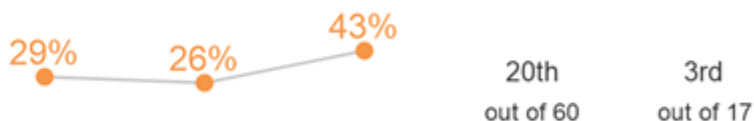
Performance Tiers

■ **INTERVENE (0-24%)** ■ **WATCH (25-49%)** ■ **REINFORCE (50-74%)** ■ **MODEL (75-100%)**

2013-2014 2014-2015 2015-2016 CITY RANK PEER RANK

OVERALL: 43% WATCH

A school's overall score represents its combined performance on the Achievement, Progress, Climate, and College & Career (for high schools only) domains.



Achievement: 9% Intervene

The Achievement domain measures performance on standardized assessments, including PSSA, Keystone Exams, ACCESS for ELLs, and reading assessments.



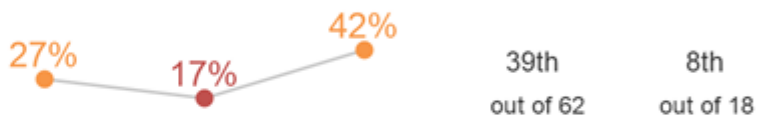
Progress: 70% Reinforce

The Progress domain measures growth on standardized assessments and progress towards graduation (for high schools only).



Climate: 42% Watch

The Climate domain measures school climate and student and parent/guardian engagement.



2015-2016 School Progress Report

Samuel Powel School

School Code: 139
Sector: District
Address: 301 N. 36th St., 19104
Phone/Fax: 215-823-8201 / 215-823-8215
Website: www.philasd.org/schools/powel

Report Type: Elementary School (K-4)
Peer Group: 2
Enrollment: 290
Admissions Category: Neighborhood
Turnaround Model: N/A

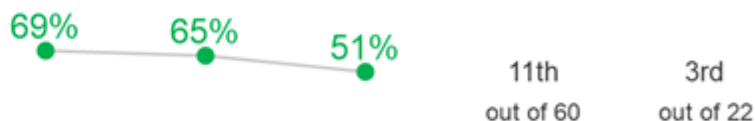
Performance Tiers

■ **INTERVENE (0-24%)** ■ **WATCH (25-49%)** ■ **REINFORCE (50-74%)** ■ **MODEL (75-100%)**

2013-2014 2014-2015 2015-2016 CITY RANK PEER RANK

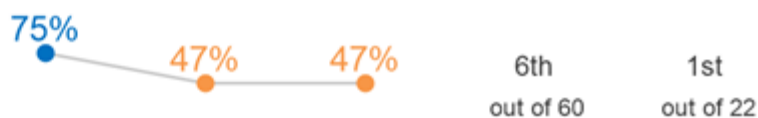
OVERALL: 51% REINFORCE

A school's overall score represents its combined performance on the Achievement, Progress, Climate, and College & Career (for high schools only) domains.



Achievement: 47% Watch

The Achievement domain measures performance on standardized assessments, including PSSA, Keystone Exams, ACCESS for ELLs, and reading assessments.



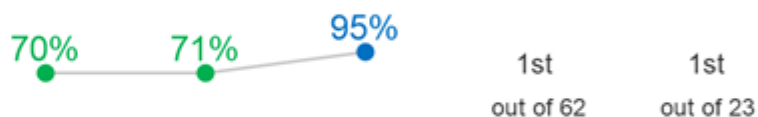
Progress: 19% Intervene

The Progress domain measures growth on standardized assessments and progress towards graduation (for high schools only).



Climate: 95% Model

The Climate domain measures school climate and student and parent/guardian engagement.



2015-2016 School Progress Report

John M. Patterson School

School Code: 140
Sector: District
Address: 7000 Buist Ave., 19142
Phone/Fax: 215-492-6453 / 215-492-6827
Website: www.philasd.org/schools/patterson

Report Type: Elementary School (K-4)
Peer Group: 1
Enrollment: 651
Admissions Category: Neighborhood
Turnaround Model: N/A

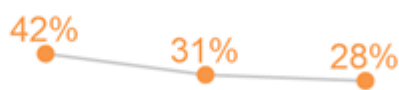
Performance Tiers

■ **INTERVENE (0-24%)** ■ **WATCH (25-49%)** ■ **REINFORCE (50-74%)** ■ **MODEL (75-100%)**

2013-2014 2014-2015 2015-2016 CITY RANK PEER RANK

OVERALL: 28% WATCH

A school's overall score represents its combined performance on the Achievement, Progress, Climate, and College & Career (for high schools only) domains.



37th
out of 60

8th
out of 17

Achievement: 10% Intervene

The Achievement domain measures performance on standardized assessments, including PSSA, Keystone Exams, ACCESS for ELLs, and reading assessments.

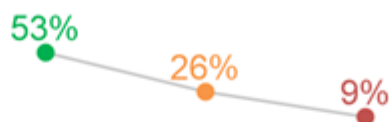


38th
out of 60

5th
out of 17

Progress: 9% Intervene

The Progress domain measures growth on standardized assessments and progress towards graduation (for high schools only).



46th
out of 59

12th
out of 17

Climate: 68% Reinforce

The Climate domain measures school climate and student and parent/guardian engagement.



17th
out of 62

2nd
out of 18

Stephen Girard School

School Code: 232
Sector: District
Address: 1800 Snyder Ave., 19145
Phone/Fax: 215-952-8554 / 215-952-6397
Website: www.philasd.org/schools/girard

Report Type: Elementary School (K-4)
Peer Group: 3
Enrollment: 600
Admissions Category: Neighborhood
Turnaround Model: N/A

Performance Tiers

■ **INTERVENE (0-24%)**
■ **WATCH (25-49%)**
■ **REINFORCE (50-74%)**
■ **MODEL (75-100%)**

2013-2014 2014-2015 2015-2016 CITY RANK PEER RANK

OVERALL: 24% INTERVENE

A school's overall score represents its combined performance on the Achievement, Progress, Climate, and College & Career (for high schools only) domains.



43rd
out of 60

16th
out of 16

Achievement: 14% Intervene

The Achievement domain measures performance on standardized assessments, including PSSA, Keystone Exams, ACCESS for ELLs, and reading assessments.

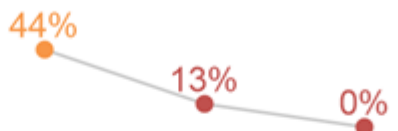


32nd
out of 60

16th
out of 16

Progress: 0% Intervene

The Progress domain measures growth on standardized assessments and progress towards graduation (for high schools only).

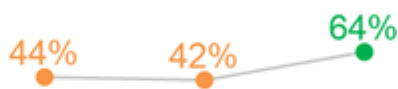


59th
out of 59

16th
out of 16

Climate: 64% Reinforce

The Climate domain measures school climate and student and parent/guardian engagement.



23rd
out of 62

10th
out of 16

2015-2016 School Progress Report

Abram S. Jenks School

School Code: 252
Sector: District
Address: 2501 S. 13th St., 19148
Phone/Fax: 215-952-6224 / 215-952-6407
Website: www.philasd.org/schools/asjenks

Report Type: Elementary School (K-5)
Peer Group: 4
Enrollment: 320
Admissions Category: Neighborhood
Turnaround Model: N/A

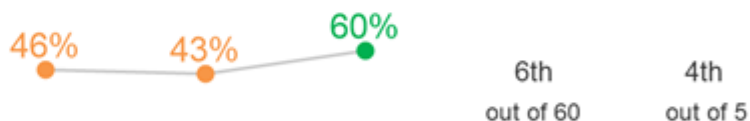
Performance Tiers

■ **INTERVENE (0-24%)** ■ **WATCH (25-49%)** ■ **REINFORCE (50-74%)** ■ **MODEL (75-100%)**

2013-2014 2014-2015 2015-2016 CITY RANK PEER RANK

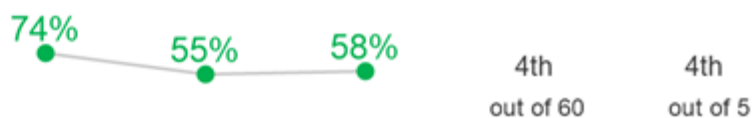
OVERALL: 60% REINFORCE

A school's overall score represents its combined performance on the Achievement, Progress, Climate, and College & Career (for high schools only) domains.



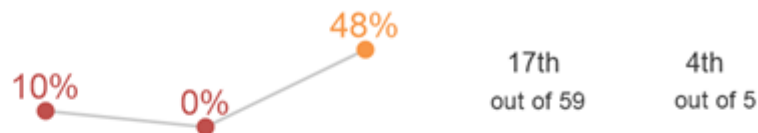
Achievement: 58% Reinforce

The Achievement domain measures performance on standardized assessments, including PSSA, Keystone Exams, ACCESS for ELLs, and reading assessments.



Progress: 48% Watch

The Progress domain measures growth on standardized assessments and progress towards graduation (for high schools only).



Climate: 73% Reinforce

The Climate domain measures school climate and student and parent/guardian engagement.



2015-2016 School Progress Report

Francis S. Key School

School Code: 254
Sector: District
Address: 2230 S. 8th St., 19148
Phone/Fax: 215-952-6216 / 215-952-8505
Website: www.philasd.org/schools/key

Report Type: Elementary School (K-6)
Peer Group: 3
Enrollment: 500
Admissions Category: Neighborhood
Turnaround Model: N/A

Performance Tiers

■ **INTERVENE (0-24%)** ■ **WATCH (25-49%)** ■ **REINFORCE (50-74%)** ■ **MODEL (75-100%)**

2013-2014 2014-2015 2015-2016 CITY RANK PEER RANK

OVERALL: 39% WATCH

A school's overall score represents its combined performance on the Achievement, Progress, Climate, and College & Career (for high schools only) domains.



23rd
out of 60

9th
out of 16

Achievement: 17% Intervene

The Achievement domain measures performance on standardized assessments, including PSSA, Keystone Exams, ACCESS for ELLs, and reading assessments.



29th
out of 60

14th
out of 16

Progress: 15% Intervene

The Progress domain measures growth on standardized assessments and progress towards graduation (for high schools only).



36th
out of 59

10th
out of 16

Climate: 91% Model

The Climate domain measures school climate and student and parent/guardian engagement.



2nd
out of 62

1st
out of 16

Lewis C. Cassidy Academics Plus School

School Code: 424
Sector: District
Address: 6523 Lansdowne Ave., 19151
Phone/Fax: 215-581-5506 / 215-581-5581
Website: www.philasd.org/schools/cassidy

Report Type: Elementary School (K-6)
Peer Group: 2
Enrollment: 516
Admissions Category: Neighborhood
Turnaround Model: N/A

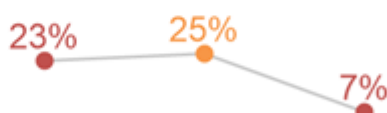
Performance Tiers

■ **INTERVENE (0-24%)**
■ **WATCH (25-49%)**
■ **REINFORCE (50-74%)**
■ **MODEL (75-100%)**

2013-2014 2014-2015 2015-2016 CITY RANK PEER RANK

OVERALL: 7% INTERVENE

A school's overall score represents its combined performance on the Achievement, Progress, Climate, and College & Career (for high schools only) domains.

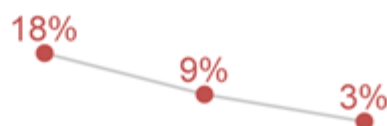


60th
out of 60

22nd
out of 22

Achievement: 3% Intervene

The Achievement domain measures performance on standardized assessments, including PSSA, Keystone Exams, ACCESS for ELLs, and reading assessments.

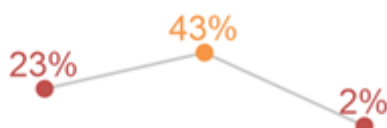


55th
out of 60

20th
out of 22

Progress: 2% Intervene

The Progress domain measures growth on standardized assessments and progress towards graduation (for high schools only).



57th
out of 59

20th
out of 22

Climate: 16% Intervene

The Climate domain measures school climate and student and parent/guardian engagement.



57th
out of 62

20th
out of 23

Samuel Gompers School

School Code: 428
 Sector: District
 Address: 5701 Wynnefield Ave., 19131
 Phone/Fax: 215-581-5503 / 215-581-5686
 Website: www.philasd.org/schools/gompers

Report Type: Elementary School (K-6)
 Peer Group: 2
 Enrollment: 387
 Admissions Category: Neighborhood
 Turnaround Model: N/A

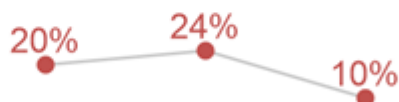
Performance Tiers

■ **INTERVENE (0-24%)**
■ **WATCH (25-49%)**
■ **REINFORCE (50-74%)**
■ **MODEL (75-100%)**

2013-2014 2014-2015 2015-2016 CITY RANK PEER RANK

OVERALL: 10% INTERVENE

A school's overall score represents its combined performance on the Achievement, Progress, Climate, and College & Career (for high schools only) domains.



56th
out of 60

20th
out of 22

Achievement: 13% Intervene

The Achievement domain measures performance on standardized assessments, including PSSA, Keystone Exams, ACCESS for ELLs, and reading assessments.

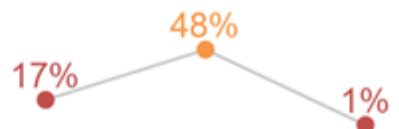


36th
out of 60

11th
out of 22

Progress: 1% Intervene

The Progress domain measures growth on standardized assessments and progress towards graduation (for high schools only).



58th
out of 59

21st
out of 22

Climate: 17% Intervene

The Climate domain measures school climate and student and parent/guardian engagement.



55th
out of 62

19th
out of 23

Overbrook School

School Code: 437
 Sector: District
 Address: 2032 N. 62nd St., 19151
 Phone/Fax: 215-581-5691 / 215-581-2175
 Website: www.philasd.org/schools/overbrook

Report Type: Elementary School (K-6)
 Peer Group: 2
 Enrollment: 233
 Admissions Category: Neighborhood
 Turnaround Model: N/A

Performance Tiers

■ **INTERVENE (0-24%)**
■ **WATCH (25-49%)**
■ **REINFORCE (50-74%)**
■ **MODEL (75-100%)**

2013-2014 2014-2015 2015-2016 CITY RANK PEER RANK

OVERALL: 32% WATCH

A school's overall score represents its combined performance on the Achievement, Progress, Climate, and College & Career (for high schools only) domains.



32nd
out of 60

8th
out of 22

Achievement: 24% Intervene

The Achievement domain measures performance on standardized assessments, including PSSA, Keystone Exams, ACCESS for ELLs, and reading assessments.

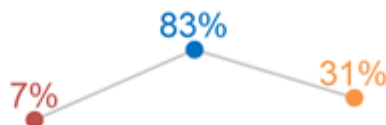


23rd
out of 60

4th
out of 22

Progress: 31% Watch

The Progress domain measures growth on standardized assessments and progress towards graduation (for high schools only).



28th
out of 59

7th
out of 22

Climate: 40% Watch

The Climate domain measures school climate and student and parent/guardian engagement.



42nd
out of 62

14th
out of 23

2015-2016 School Progress Report

Thomas M. Peirce School

School Code: 438
Sector: District
Address: 2300 W. Cambria St., 19132
Phone/Fax: 215-227-4411 / 215-227-4599
Website: www.philasd.org/schools/tmpeirce

Report Type: Elementary School (K-6)
Peer Group: 2
Enrollment: 470
Admissions Category: Neighborhood
Turnaround Model: N/A

Performance Tiers

■ **INTERVENE (0-24%)** ■ **WATCH (25-49%)** ■ **REINFORCE (50-74%)** ■ **MODEL (75-100%)**

2013-2014 2014-2015 2015-2016 CITY RANK PEER RANK

OVERALL: 8% INTERVENE

A school's overall score represents its combined performance on the Achievement, Progress, Climate, and College & Career (for high schools only) domains.

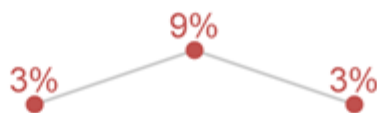


59th
out of 60

21st
out of 22

Achievement: 3% Intervene

The Achievement domain measures performance on standardized assessments, including PSSA, Keystone Exams, ACCESS for ELLs, and reading assessments.

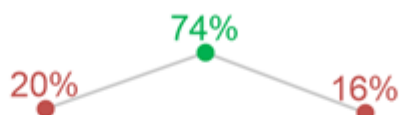


59th
out of 60

21st
out of 22

Progress: 16% Intervene

The Progress domain measures growth on standardized assessments and progress towards graduation (for high schools only).

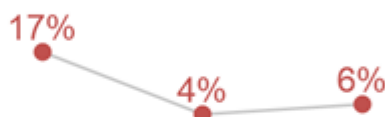


35th
out of 59

13th
out of 22

Climate: 6% Intervene

The Climate domain measures school climate and student and parent/guardian engagement.



62nd
out of 62

23rd
out of 23

2015-2016 School Progress Report

Richard R. Wright School

School Code: 447
Sector: District
Address: 2700 W. Dauphin St., 19132
Phone/Fax: 215-684-5076 / 215-684-7018
Website: www.philasd.org/schools/wright

Report Type: Elementary School (K-5)
Peer Group: 2
Enrollment: 383
Admissions Category: Neighborhood
Turnaround Model: N/A

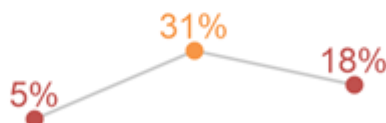
Performance Tiers

■ **INTERVENE (0-24%)** ■ **WATCH (25-49%)** ■ **REINFORCE (50-74%)** ■ **MODEL (75-100%)**

2013-2014 2014-2015 2015-2016 CITY RANK PEER RANK

OVERALL: 18% INTERVENE

A school's overall score represents its combined performance on the Achievement, Progress, Climate, and College & Career (for high schools only) domains.

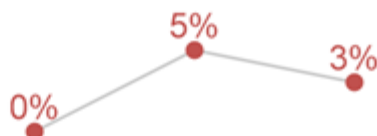


47th
out of 60

15th
out of 22

Achievement: 3% Intervene

The Achievement domain measures performance on standardized assessments, including PSSA, Keystone Exams, ACCESS for ELLs, and reading assessments.

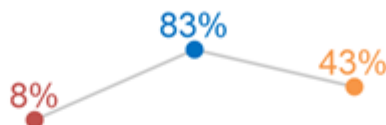


60th
out of 60

22nd
out of 22

Progress: 43% Watch

The Progress domain measures growth on standardized assessments and progress towards graduation (for high schools only).



20th
out of 59

6th
out of 22

Climate: 9% Intervene

The Climate domain measures school climate and student and parent/guardian engagement.



61st
out of 62

22nd
out of 23

2015-2016 School Progress Report

Lewis Elkin School

School Code: 526
Sector: District
Address: 3199 D St., 19134
Phone/Fax: 215-291-4701 / 215-291-4876
Website: www.philasd.org/schools/elkin

Report Type: Elementary School (K-4)
Peer Group: 1
Enrollment: 872
Admissions Category: Neighborhood
Turnaround Model: N/A

Performance Tiers

■ **INTERVENE (0-24%)** ■ **WATCH (25-49%)** ■ **REINFORCE (50-74%)** ■ **MODEL (75-100%)**

2013-2014 2014-2015 2015-2016 CITY RANK PEER RANK

OVERALL: 9% INTERVENE

A school's overall score represents its combined performance on the Achievement, Progress, Climate, and College & Career (for high schools only) domains.

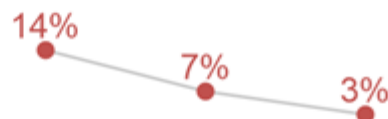


57th
out of 60

16th
out of 17

Achievement: 3% Intervene

The Achievement domain measures performance on standardized assessments, including PSSA, Keystone Exams, ACCESS for ELLs, and reading assessments.

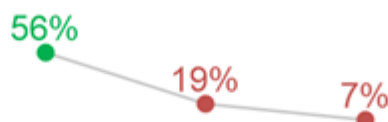


58th
out of 60

17th
out of 17

Progress: 7% Intervene

The Progress domain measures growth on standardized assessments and progress towards graduation (for high schools only).



51st
out of 59

14th
out of 17

Climate: 17% Intervene

The Climate domain measures school climate and student and parent/guardian engagement.



56th
out of 62

16th
out of 18

2015-2016 School Progress Report

Horatio B. Hackett School

School Code: 530
Sector: District
Address: 2161 E. York St., 19125
Phone/Fax: 215-291-4706 / 215-291-4169
Website: www.philasd.org/schools/hackett

Report Type: Elementary School (K-5)
Peer Group: 3
Enrollment: 370
Admissions Category: Neighborhood
Turnaround Model: N/A

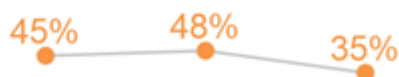
Performance Tiers

■ **INTERVENE (0-24%)** ■ **WATCH (25-49%)** ■ **REINFORCE (50-74%)** ■ **MODEL (75-100%)**

2013-2014 2014-2015 2015-2016 CITY RANK PEER RANK

OVERALL: 35% WATCH

A school's overall score represents its combined performance on the Achievement, Progress, Climate, and College & Career (for high schools only) domains.

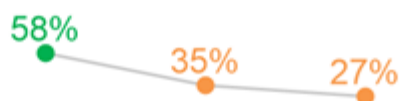


25th
out of 60

11th
out of 16

Achievement: 27% Watch

The Achievement domain measures performance on standardized assessments, including PSSA, Keystone Exams, ACCESS for ELLs, and reading assessments.

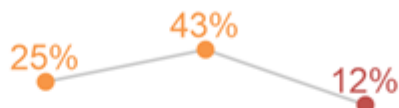


15th
out of 60

5th
out of 16

Progress: 12% Intervene

The Progress domain measures growth on standardized assessments and progress towards graduation (for high schools only).



39th
out of 59

12th
out of 16

Climate: 66% Reinforce

The Climate domain measures school climate and student and parent/guardian engagement.



20th
out of 62

9th
out of 16

2015-2016 School Progress Report

John Moffet School

School Code: 537
Sector: District
Address: 127 W. Oxford St., 19122
Phone/Fax: 215-291-4721 / 215-291-5190
Website: www.philasd.org/schools/moffet

Report Type: Elementary School (K-5)
Peer Group: 3
Enrollment: 371
Admissions Category: Neighborhood
Turnaround Model: N/A

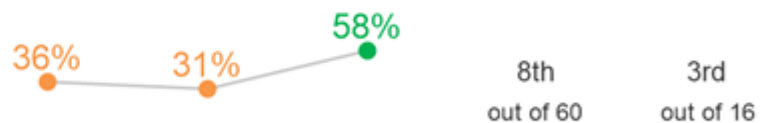
Performance Tiers

■ **INTERVENE (0-24%)** ■ **WATCH (25-49%)** ■ **REINFORCE (50-74%)** ■ **MODEL (75-100%)**

2013-2014 2014-2015 2015-2016 CITY RANK PEER RANK

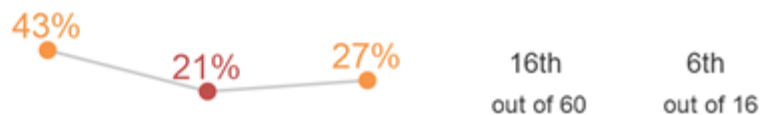
OVERALL: **58% Reinforce**

A school's overall score represents its combined performance on the Achievement, Progress, Climate, and College & Career (for high schools only) domains.



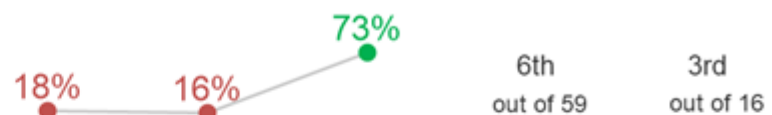
Achievement: **27% Watch**

The Achievement domain measures performance on standardized assessments, including PSSA, Keystone Exams, ACCESS for ELLs, and reading assessments.



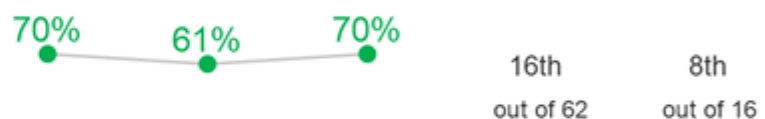
Progress: **73% Reinforce**

The Progress domain measures growth on standardized assessments and progress towards graduation (for high schools only).



Climate: **70% Reinforce**

The Climate domain measures school climate and student and parent/guardian engagement.



2015-2016 School Progress Report

Richmond School

School Code: 540
Sector: District
Address: 2944 Belgrade St., 19134
Phone/Fax: 215-291-4718 / 215-291-4141
Website: www.philasd.org/schools/richmond

Report Type: Elementary School (K-5)
Peer Group: 3
Enrollment: 681
Admissions Category: Neighborhood
Turnaround Model: N/A

Performance Tiers

■ **INTERVENE (0-24%)** ■ **WATCH (25-49%)** ■ **REINFORCE (50-74%)** ■ **MODEL (75-100%)**

2013-2014 2014-2015 2015-2016 CITY RANK PEER RANK

OVERALL: 27% WATCH

A school's overall score represents its combined performance on the Achievement, Progress, Climate, and College & Career (for high schools only) domains.



39th
out of 60

15th
out of 16

Achievement: 24% Intervene

The Achievement domain measures performance on standardized assessments, including PSSA, Keystone Exams, ACCESS for ELLs, and reading assessments.

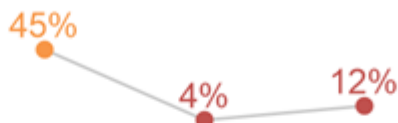


22nd
out of 60

12th
out of 16

Progress: 12% Intervene

The Progress domain measures growth on standardized assessments and progress towards graduation (for high schools only).



40th
out of 59

13th
out of 16

Climate: 50% Reinforce

The Climate domain measures school climate and student and parent/guardian engagement.



29th
out of 62

12th
out of 16

2015-2016 School Progress Report

Isaac A. Sheppard School

School Code: 541
Sector: District
Address: 120 W. Cambria St., 19133
Phone/Fax: 215-291-4711 / 215-291-4156
Website: www.philasd.org/schools/sheppard

Report Type: Elementary School (K-4)
Peer Group: 1
Enrollment: 224
Admissions Category: Neighborhood
Turnaround Model: N/A

Performance Tiers

■ **INTERVENE (0-24%)** ■ **WATCH (25-49%)** ■ **REINFORCE (50-74%)** ■ **MODEL (75-100%)**

2013-2014 2014-2015 2015-2016 CITY RANK PEER RANK

OVERALL: 30% WATCH

A school's overall score represents its combined performance on the Achievement, Progress, Climate, and College & Career (for high schools only) domains.



33rd
out of 60

7th
out of 17

Achievement: 14% Intervene

The Achievement domain measures performance on standardized assessments, including PSSA, Keystone Exams, ACCESS for ELLs, and reading assessments.

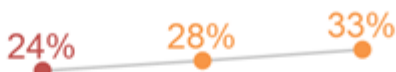


35th
out of 60

4th
out of 17

Progress: 33% Watch

The Progress domain measures growth on standardized assessments and progress towards graduation (for high schools only).

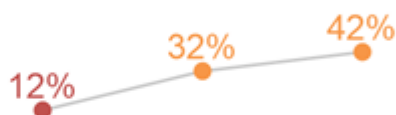


26th
out of 59

8th
out of 17

Climate: 42% Watch

The Climate domain measures school climate and student and parent/guardian engagement.



38th
out of 62

7th
out of 18

Frances E. Willard School

School Code: 544
 Sector: District
 Address: 1930 E. Elkhart St., 19134
 Phone/Fax: 215-291-4714 / 215-291-4161
 Website: www.philasd.org/schools/willard

Report Type: Elementary School (K-4)
 Peer Group: 1
 Enrollment: 760
 Admissions Category: Neighborhood
 Turnaround Model: N/A

Performance Tiers

■ **INTERVENE (0-24%)**
■ **WATCH (25-49%)**
■ **REINFORCE (50-74%)**
■ **MODEL (75-100%)**

2013-2014 2014-2015 2015-2016 CITY RANK PEER RANK

OVERALL: 34% WATCH

A school's overall score represents its combined performance on the Achievement, Progress, Climate, and College & Career (for high schools only) domains.



27th
out of 60

4th
out of 17

Achievement: 27% Watch

The Achievement domain measures performance on standardized assessments, including PSSA, Keystone Exams, ACCESS for ELLs, and reading assessments.



14th
out of 60

2nd
out of 17

Progress: 39% Watch

The Progress domain measures growth on standardized assessments and progress towards graduation (for high schools only).



22nd
out of 59

7th
out of 17

Climate: 35% Watch

The Climate domain measures school climate and student and parent/guardian engagement.



48th
out of 62

11th
out of 18

William Cramp School

School Code: 547
Sector: District
Address: 3449 N. Mascher St., 19140
Phone/Fax: 215-291-4704 / 215-291-5694
Website: www.philasd.org/schools/cramp

Report Type: Elementary School (K-5)
Peer Group: 1
Enrollment: 537
Admissions Category: Neighborhood
Turnaround Model: N/A

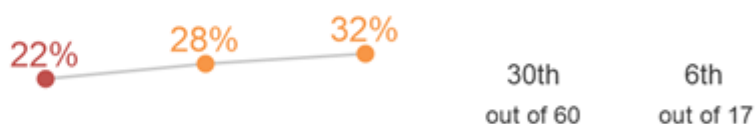
Performance Tiers

■ **INTERVENE (0-24%)**
■ **WATCH (25-49%)**
■ **REINFORCE (50-74%)**
■ **MODEL (75-100%)**

2013-2014 2014-2015 2015-2016 CITY RANK PEER RANK

OVERALL: 32% WATCH

A school's overall score represents its combined performance on the Achievement, Progress, Climate, and College & Career (for high schools only) domains.



Achievement: 5% Intervene

The Achievement domain measures performance on standardized assessments, including PSSA, Keystone Exams, ACCESS for ELLs, and reading assessments.



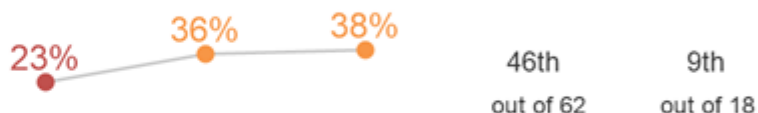
Progress: 50% Reinforce

The Progress domain measures growth on standardized assessments and progress towards graduation (for high schools only).



Climate: 38% Watch

The Climate domain measures school climate and student and parent/guardian engagement.



2015-2016 School Progress Report

Cayuga School

School Code: 549
Sector: District
Address: 4344-4358 N. 5th St., 19140
Phone/Fax: 215-456-3167 / 215-456-5622
Website: www.philasd.org/schools/cayuga

Report Type: Elementary School (K-5)
Peer Group: 1
Enrollment: 450
Admissions Category: Neighborhood
Turnaround Model: Promise Academy

Performance Tiers

■ **INTERVENE (0-24%)** ■ **WATCH (25-49%)** ■ **REINFORCE (50-74%)** ■ **MODEL (75-100%)**

2013-2014 2014-2015 2015-2016 CITY RANK PEER RANK

OVERALL: 16% INTERVENE

A school's overall score represents its combined performance on the Achievement, Progress, Climate, and College & Career (for high schools only) domains.

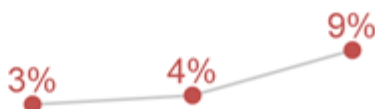


50th
out of 60

12th
out of 17

Achievement: 9% Intervene

The Achievement domain measures performance on standardized assessments, including PSSA, Keystone Exams, ACCESS for ELLs, and reading assessments.

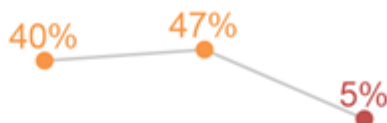


43rd
out of 60

8th
out of 17

Progress: 5% Intervene

The Progress domain measures growth on standardized assessments and progress towards graduation (for high schools only).



55th
out of 59

16th
out of 17

Climate: 36% Watch

The Climate domain measures school climate and student and parent/guardian engagement.



47th
out of 62

10th
out of 18

2015-2016 School Progress Report

Philip H. Sheridan School

School Code: 553
Sector: District
Address: 800 E. Ontario St., 19134
Phone/Fax: 215-291-4724 / 215-291-5615
Website: www.philasd.org/schools/sheridan

Report Type: Elementary School (K-4)
Peer Group: 1
Enrollment: 768
Admissions Category: Neighborhood
Turnaround Model: N/A

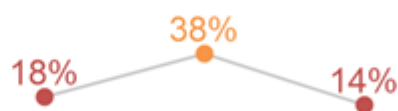
Performance Tiers

■ **INTERVENE (0-24%)** ■ **WATCH (25-49%)** ■ **REINFORCE (50-74%)** ■ **MODEL (75-100%)**

2013-2014 2014-2015 2015-2016 CITY RANK PEER RANK

OVERALL: 14% INTERVENE

A school's overall score represents its combined performance on the Achievement, Progress, Climate, and College & Career (for high schools only) domains.



53rd
out of 60

14th
out of 17

Achievement: 7% Intervene

The Achievement domain measures performance on standardized assessments, including PSSA, Keystone Exams, ACCESS for ELLs, and reading assessments.

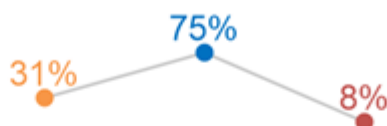


50th
out of 60

12th
out of 17

Progress: 8% Intervene

The Progress domain measures growth on standardized assessments and progress towards graduation (for high schools only).

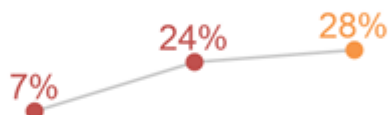


49th
out of 59

13th
out of 17

Climate: 28% Watch

The Climate domain measures school climate and student and parent/guardian engagement.



51st
out of 62

14th
out of 18

2015-2016 School Progress Report

John H. Webster School

School Code: 559
Sector: District
Address: 3400 Frankford Ave., 19134
Phone/Fax: 215-537-2525 / 215-537-2517
Website: www.philasd.org/schools/webster

Report Type: Elementary School (K-5)
Peer Group: 1
Enrollment: 878
Admissions Category: Neighborhood
Turnaround Model: N/A

Performance Tiers

■ **INTERVENE (0-24%)** ■ **WATCH (25-49%)** ■ **REINFORCE (50-74%)** ■ **MODEL (75-100%)**

2013-2014 2014-2015 2015-2016 CITY RANK PEER RANK

OVERALL: 34% WATCH

A school's overall score represents its combined performance on the Achievement, Progress, Climate, and College & Career (for high schools only) domains.



28th
out of 60

5th
out of 17

Achievement: 5% Intervene

The Achievement domain measures performance on standardized assessments, including PSSA, Keystone Exams, ACCESS for ELLs, and reading assessments.

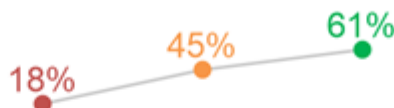


54th
out of 60

14th
out of 17

Progress: 61% Reinforce

The Progress domain measures growth on standardized assessments and progress towards graduation (for high schools only).



10th
out of 59

2nd
out of 17

Climate: 28% Watch

The Climate domain measures school climate and student and parent/guardian engagement.



50th
out of 62

13th
out of 18

2015-2016 School Progress Report

Franklin S. Edmonds School

School Code: 621
Sector: District
Address: 8025 Thouron Ave., 19150
Phone/Fax: 215-276-5261 / 215-276-5811
Website: www.philasd.org/schools/edmonds

Report Type: Elementary School (K-5)
Peer Group: 2
Enrollment: 471
Admissions Category: Neighborhood
Turnaround Model: N/A

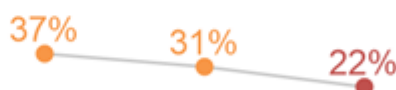
Performance Tiers

■ **INTERVENE (0-24%)** ■ **WATCH (25-49%)** ■ **REINFORCE (50-74%)** ■ **MODEL (75-100%)**

2013-2014 2014-2015 2015-2016 CITY RANK PEER RANK

OVERALL: 22% INTERVENE

A school's overall score represents its combined performance on the Achievement, Progress, Climate, and College & Career (for high schools only) domains.



45th
out of 60

13th
out of 22

Achievement: 17% Intervene

The Achievement domain measures performance on standardized assessments, including PSSA, Keystone Exams, ACCESS for ELLs, and reading assessments.



27th
out of 60

7th
out of 22

Progress: 6% Intervene

The Progress domain measures growth on standardized assessments and progress towards graduation (for high schools only).

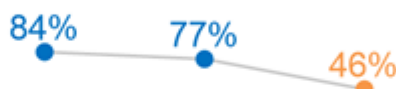


54th
out of 59

19th
out of 22

Climate: 46% Watch

The Climate domain measures school climate and student and parent/guardian engagement.



36th
out of 62

10th
out of 23

2015-2016 School Progress Report

Eleanor C. Emlen School

School Code: 622
Sector: District
Address: 6501 Chew Ave., 19119
Phone/Fax: 215-951-4010 / 215-951-4131
Website: www.philasd.org/schools/emlen

Report Type: Elementary School (K-5)
Peer Group: 2
Enrollment: 437
Admissions Category: Neighborhood
Turnaround Model: N/A

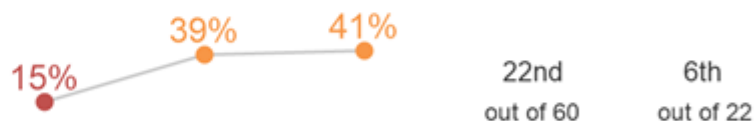
Performance Tiers

■ **INTERVENE (0-24%)** ■ **WATCH (25-49%)** ■ **REINFORCE (50-74%)** ■ **MODEL (75-100%)**

2013-2014 2014-2015 2015-2016 CITY RANK PEER RANK

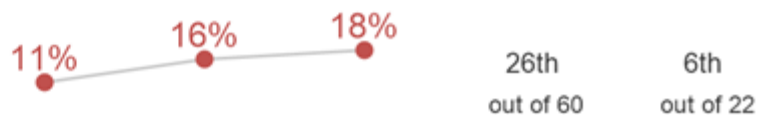
OVERALL: 41% WATCH

A school's overall score represents its combined performance on the Achievement, Progress, Climate, and College & Career (for high schools only) domains.



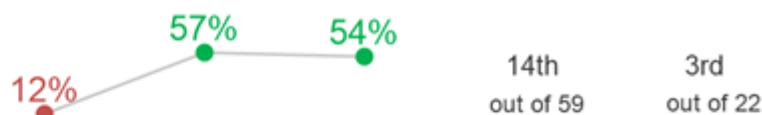
Achievement: 18% Intervene

The Achievement domain measures performance on standardized assessments, including PSSA, Keystone Exams, ACCESS for ELLs, and reading assessments.



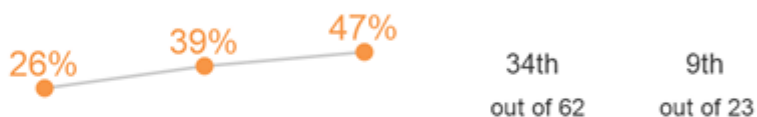
Progress: 54% Reinforce

The Progress domain measures growth on standardized assessments and progress towards graduation (for high schools only).



Climate: 47% Watch

The Climate domain measures school climate and student and parent/guardian engagement.



2015-2016 School Progress Report

James Logan School

School Code: 630
Sector: District
Address: 1700 Lindley Ave., 19141
Phone/Fax: 215-456-3006 / 215-456-0271
Website: www.philasd.org/schools/logan

Report Type: Elementary School (K-5)
Peer Group: 2
Enrollment: 265
Admissions Category: Neighborhood
Turnaround Model: N/A

Performance Tiers

■ **INTERVENE (0-24%)** ■ **WATCH (25-49%)** ■ **REINFORCE (50-74%)** ■ **MODEL (75-100%)**

2013-2014 2014-2015 2015-2016 CITY RANK PEER RANK

OVERALL: 27% WATCH

A school's overall score represents its combined performance on the Achievement, Progress, Climate, and College & Career (for high schools only) domains.

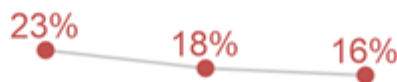


40th
out of 60

12th
out of 22

Achievement: 16% Intervene

The Achievement domain measures performance on standardized assessments, including PSSA, Keystone Exams, ACCESS for ELLs, and reading assessments.

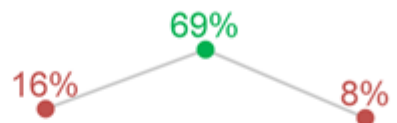


30th
out of 60

8th
out of 22

Progress: 8% Intervene

The Progress domain measures growth on standardized assessments and progress towards graduation (for high schools only).

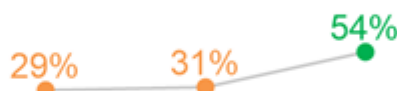


48th
out of 59

16th
out of 22

Climate: 54% Reinforce

The Climate domain measures school climate and student and parent/guardian engagement.



28th
out of 62

7th
out of 23

2015-2016 School Progress Report

Joseph Pennell School

School Code: 634
Sector: District
Address: 1800 Nedro Ave., 19141
Phone/Fax: 215-276-5267 / 215-549-4562
Website: www.philasd.org/schools/pennell

Report Type: Elementary School (K-5)
Peer Group: 2
Enrollment: 381
Admissions Category: Neighborhood
Turnaround Model: N/A

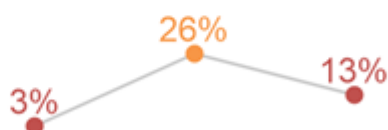
Performance Tiers

■ **INTERVENE (0-24%)** ■ **WATCH (25-49%)** ■ **REINFORCE (50-74%)** ■ **MODEL (75-100%)**

2013-2014 2014-2015 2015-2016 CITY RANK PEER RANK

OVERALL: 13% INTERVENE

A school's overall score represents its combined performance on the Achievement, Progress, Climate, and College & Career (for high schools only) domains.

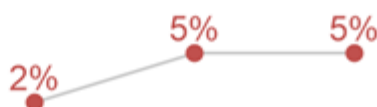


54th
out of 60

19th
out of 22

Achievement: 5% Intervene

The Achievement domain measures performance on standardized assessments, including PSSA, Keystone Exams, ACCESS for ELLs, and reading assessments.

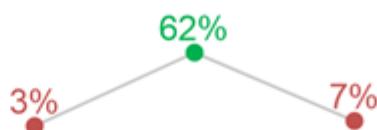


52nd
out of 60

19th
out of 22

Progress: 7% Intervene

The Progress domain measures growth on standardized assessments and progress towards graduation (for high schools only).

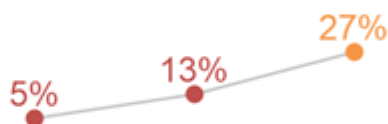


50th
out of 59

17th
out of 22

Climate: 27% Watch

The Climate domain measures school climate and student and parent/guardian engagement.



52nd
out of 62

17th
out of 23

2015-2016 School Progress Report

Samuel Pennypacker School

School Code: 635
Sector: District
Address: 1858 E. Washington Ln., 19138
Phone/Fax: 215-276-5271 / 215-276-5843
Website: www.philasd.org/schools/pennypacker

Report Type: Elementary School (K-5)
Peer Group: 2
Enrollment: 365
Admissions Category: Neighborhood
Turnaround Model: N/A

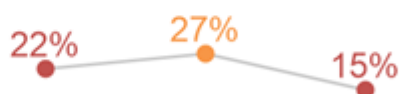
Performance Tiers

■ **INTERVENE (0-24%)** ■ **WATCH (25-49%)** ■ **REINFORCE (50-74%)** ■ **MODEL (75-100%)**

2013-2014 2014-2015 2015-2016 CITY RANK PEER RANK

OVERALL: 15% INTERVENE

A school's overall score represents its combined performance on the Achievement, Progress, Climate, and College & Career (for high schools only) domains.



52nd
out of 60

18th
out of 22

Achievement: 10% Intervene

The Achievement domain measures performance on standardized assessments, including PSSA, Keystone Exams, ACCESS for ELLs, and reading assessments.

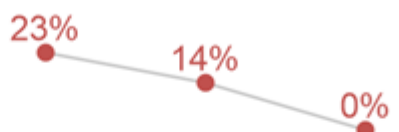


39th
out of 60

13th
out of 22

Progress: 0% Intervene

The Progress domain measures growth on standardized assessments and progress towards graduation (for high schools only).



59th
out of 59

22nd
out of 22

Climate: 38% Watch

The Climate domain measures school climate and student and parent/guardian engagement.



45th
out of 62

16th
out of 23

2015-2016 School Progress Report

John Wister School

School Code: 643
Sector: District
Address: 67 E. Bringham St., 19144
Phone/Fax: 215-951-4003 / 215-951-4534
Website: www.philasd.org/schools/wister

Report Type: Elementary School (K-5)
Peer Group: 2
Enrollment: 369
Admissions Category: Neighborhood
Turnaround Model: N/A

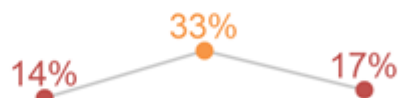
Performance Tiers

■ **INTERVENE (0-24%)** ■ **WATCH (25-49%)** ■ **REINFORCE (50-74%)** ■ **MODEL (75-100%)**

2013-2014 2014-2015 2015-2016 CITY RANK PEER RANK

OVERALL: 17% INTERVENE

A school's overall score represents its combined performance on the Achievement, Progress, Climate, and College & Career (for high schools only) domains.



48th
out of 60

16th
out of 22

Achievement: 6% Intervene

The Achievement domain measures performance on standardized assessments, including PSSA, Keystone Exams, ACCESS for ELLs, and reading assessments.



51st
out of 60

18th
out of 22

Progress: 7% Intervene

The Progress domain measures growth on standardized assessments and progress towards graduation (for high schools only).

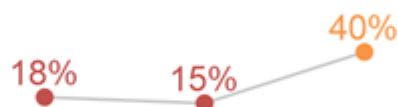


52nd
out of 59

18th
out of 22

Climate: 40% Watch

The Climate domain measures school climate and student and parent/guardian engagement.



41st
out of 62

13th
out of 23

2015-2016 School Progress Report

John B. Kelly School

School Code: 647
Sector: District
Address: 5116 Pulaski Ave., 19144
Phone/Fax: 215-951-4011 / 215-951-4182
Website: www.philasd.org/schools/kelly

Report Type: Elementary School (K-5)
Peer Group: 2
Enrollment: 674
Admissions Category: Neighborhood
Turnaround Model: N/A

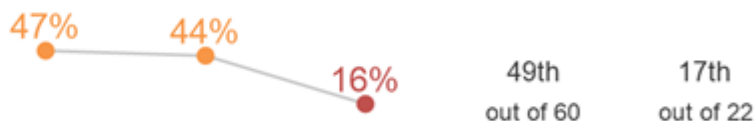
Performance Tiers

■ **INTERVENE (0-24%)** ■ **WATCH (25-49%)** ■ **REINFORCE (50-74%)** ■ **MODEL (75-100%)**

2013-2014 2014-2015 2015-2016 CITY RANK PEER RANK

OVERALL: 16% INTERVENE

A school's overall score represents its combined performance on the Achievement, Progress, Climate, and College & Career (for high schools only) domains.



Achievement: 13% Intervene

The Achievement domain measures performance on standardized assessments, including PSSA, Keystone Exams, ACCESS for ELLs, and reading assessments.



Progress: 20% Intervene

The Progress domain measures growth on standardized assessments and progress towards graduation (for high schools only).



Climate: 15% Intervene

The Climate domain measures school climate and student and parent/guardian engagement.



2015-2016 School Progress Report

Clara Barton School

School Code: 720
Sector: District
Address: 4600 Rosehill St., 19120
Phone/Fax: 215-456-3007 / 215-456-5578
Website: www.philasd.org/schools/barton

Report Type: Elementary School (K-2)
Peer Group: 1
Enrollment: 807
Admissions Category: Neighborhood
Turnaround Model: N/A

Performance Tiers

■ **INTERVENE (0-24%)** ■ **WATCH (25-49%)** ■ **REINFORCE (50-74%)** ■ **MODEL (75-100%)**

2013-2014 2014-2015 2015-2016 CITY RANK PEER RANK

OVERALL:

A school's overall score represents its combined performance on the Achievement, Progress, Climate, and College & Career (for high schools only) domains.

*Insufficient Data

Achievement:

The Achievement domain measures performance on standardized assessments, including PSSA, Keystone Exams, ACCESS for ELLs, and reading assessments.

*Insufficient Data

Progress:

The Progress domain measures growth on standardized assessments and progress towards graduation (for high schools only).

*Insufficient Data

Climate: 66% Reinforce

The Climate domain measures school climate and student and parent/guardian engagement.



19th
out of 62

3rd
out of 18

2015-2016 School Progress Report

Laura H. Carnell School

School Code: 722
Sector: District
Address: 1100 Devereaux Ave., 19111
Phone/Fax: 215-537-2527 / 215-537-6305
Website: www.philasd.org/schools/carnell

Report Type: Elementary School (K-5)
Peer Group: 1
Enrollment: 984
Admissions Category: Neighborhood
Turnaround Model: N/A

Performance Tiers

■ **INTERVENE (0-24%)** ■ **WATCH (25-49%)** ■ **REINFORCE (50-74%)** ■ **MODEL (75-100%)**

2013-2014 2014-2015 2015-2016 CITY RANK PEER RANK

OVERALL: 25% WATCH

A school's overall score represents its combined performance on the Achievement, Progress, Climate, and College & Career (for high schools only) domains.



41st
out of 60

9th
out of 17

Achievement: 7% Intervene

The Achievement domain measures performance on standardized assessments, including PSSA, Keystone Exams, ACCESS for ELLs, and reading assessments.

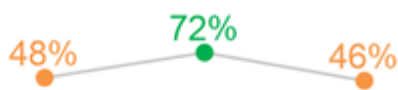


49th
out of 60

11th
out of 17

Progress: 46% Watch

The Progress domain measures growth on standardized assessments and progress towards graduation (for high schools only).

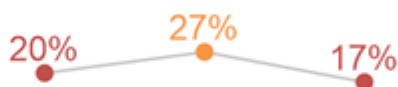


19th
out of 59

5th
out of 17

Climate: 17% Intervene

The Climate domain measures school climate and student and parent/guardian engagement.



54th
out of 62

15th
out of 18

2015-2016 School Progress Report

Ellwood School

School Code: 726
Sector: District
Address: 6701 N. 13th St., 19126
Phone/Fax: 215-276-5268 / 215-276-5876
Website: www.philasd.org/schools/ellwood

Report Type: Elementary School (K-5)
Peer Group: 2
Enrollment: 320
Admissions Category: Neighborhood
Turnaround Model: N/A

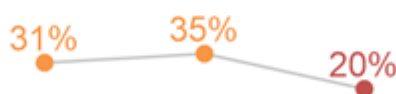
Performance Tiers

■ **INTERVENE (0-24%)** ■ **WATCH (25-49%)** ■ **REINFORCE (50-74%)** ■ **MODEL (75-100%)**

2013-2014 2014-2015 2015-2016 CITY RANK PEER RANK

OVERALL: 20% INTERVENE

A school's overall score represents its combined performance on the Achievement, Progress, Climate, and College & Career (for high schools only) domains.



46th
out of 60

14th
out of 22

Achievement: 8% Intervene

The Achievement domain measures performance on standardized assessments, including PSSA, Keystone Exams, ACCESS for ELLs, and reading assessments.

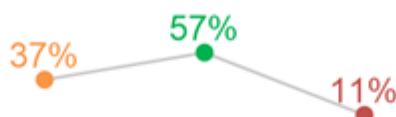


45th
out of 60

16th
out of 22

Progress: 11% Intervene

The Progress domain measures growth on standardized assessments and progress towards graduation (for high schools only).



41st
out of 59

15th
out of 22

Climate: 39% Watch

The Climate domain measures school climate and student and parent/guardian engagement.



43rd
out of 62

15th
out of 23

Feltonville Intermediate School

School Code: 731
Sector: District
Address: 238 E. Wyoming Ave., 19120
Phone/Fax: 215-456-3012 / 215-456-0122
Website: www.philasd.org/schools/feltonville-intermediate

Report Type: Elementary School (3-5)
Peer Group: 1
Enrollment: 726
Admissions Category: Neighborhood
Turnaround Model: N/A

Performance Tiers

■ **INTERVENE (0-24%)** ■ **WATCH (25-49%)** ■ **REINFORCE (50-74%)** ■ **MODEL (75-100%)**

2013-2014 2014-2015 2015-2016 CITY RANK PEER RANK

OVERALL: 48% WATCH

A school's overall score represents its combined performance on the Achievement, Progress, Climate, and College & Career (for high schools only) domains.



12th
out of 60

1st
out of 17

Achievement: 9% Intervene

The Achievement domain measures performance on standardized assessments, including PSSA, Keystone Exams, ACCESS for ELLs, and reading assessments.

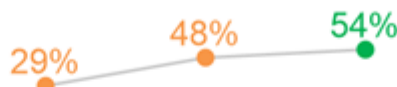


42nd
out of 60

7th
out of 17

Progress: 54% Reinforce

The Progress domain measures growth on standardized assessments and progress towards graduation (for high schools only).



13th
out of 59

3rd
out of 17

Climate: 77% Model

The Climate domain measures school climate and student and parent/guardian engagement.



11th
out of 62

1st
out of 18

2015-2016 School Progress Report

Julia W. Howe School

School Code: 732
Sector: District
Address: 5800 N. 13th St., 19141
Phone/Fax: 215-276-5270 / 215-276-5380
Website: www.philasd.org/schools/howe

Report Type: Elementary School (K-5)
Peer Group: 2
Enrollment: 263
Admissions Category: Neighborhood
Turnaround Model: N/A

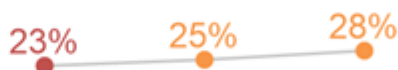
Performance Tiers

■ **INTERVENE (0-24%)** ■ **WATCH (25-49%)** ■ **REINFORCE (50-74%)** ■ **MODEL (75-100%)**

2013-2014 2014-2015 2015-2016 CITY RANK PEER RANK

OVERALL: 28% WATCH

A school's overall score represents its combined performance on the Achievement, Progress, Climate, and College & Career (for high schools only) domains.



38th
out of 60

11th
out of 22

Achievement: 9% Intervene

The Achievement domain measures performance on standardized assessments, including PSSA, Keystone Exams, ACCESS for ELLs, and reading assessments.

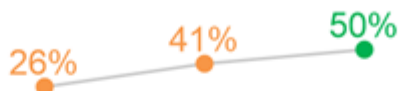


44th
out of 60

15th
out of 22

Progress: 50% Reinforce

The Progress domain measures growth on standardized assessments and progress towards graduation (for high schools only).



16th
out of 59

4th
out of 22

Climate: 24% Intervene

The Climate domain measures school climate and student and parent/guardian engagement.



53rd
out of 62

18th
out of 23

2015-2016 School Progress Report

Henry W. Lawton School

School Code: 733
Sector: District
Address: 6101 Jackson St., 19135
Phone/Fax: 215-335-5659 / 215-335-5325
Website: www.philasd.org/schools/lawton

Report Type: Elementary School (K-5)
Peer Group: 3
Enrollment: 752
Admissions Category: Neighborhood
Turnaround Model: N/A

Performance Tiers

■ **INTERVENE (0-24%)** ■ **WATCH (25-49%)** ■ **REINFORCE (50-74%)** ■ **MODEL (75-100%)**

2013-2014 2014-2015 2015-2016 CITY RANK PEER RANK

OVERALL: 33% WATCH

A school's overall score represents its combined performance on the Achievement, Progress, Climate, and College & Career (for high schools only) domains.



29th
out of 60

13th
out of 16

Achievement: 16% Intervene

The Achievement domain measures performance on standardized assessments, including PSSA, Keystone Exams, ACCESS for ELLs, and reading assessments.

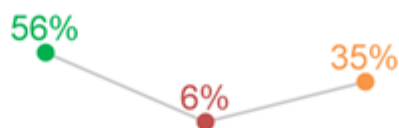


31st
out of 60

15th
out of 16

Progress: 35% Watch

The Progress domain measures growth on standardized assessments and progress towards graduation (for high schools only).



24th
out of 59

7th
out of 16

Climate: 46% Watch

The Climate domain measures school climate and student and parent/guardian engagement.



35th
out of 62

15th
out of 16

2015-2016 School Progress Report

James R. Lowell School

School Code: 735
Sector: District
Address: 450 W. Nedro Ave., 19120
Phone/Fax: 215-276-5272 / 215-276-5278
Website: www.philasd.org/schools/lowell

Report Type: Elementary School (K-4)
Peer Group: 3
Enrollment: 841
Admissions Category: Neighborhood
Turnaround Model: N/A

Performance Tiers

■ **INTERVENE (0-24%)** ■ **WATCH (25-49%)** ■ **REINFORCE (50-74%)** ■ **MODEL (75-100%)**

2013-2014 2014-2015 2015-2016 CITY RANK PEER RANK

OVERALL: 44% WATCH

A school's overall score represents its combined performance on the Achievement, Progress, Climate, and College & Career (for high schools only) domains.



17th
out of 60

7th
out of 16

Achievement: 17% Intervene

The Achievement domain measures performance on standardized assessments, including PSSA, Keystone Exams, ACCESS for ELLs, and reading assessments.



28th
out of 60

13th
out of 16

Progress: 60% Reinforce

The Progress domain measures growth on standardized assessments and progress towards graduation (for high schools only).



11th
out of 59

4th
out of 16

Climate: 50% Reinforce

The Climate domain measures school climate and student and parent/guardian engagement.



30th
out of 62

13th
out of 16

2015-2016 School Progress Report

John Marshall School

School Code: 736
Sector: District
Address: 4500 Griscom St., 19124
Phone/Fax: 215-537-2521 / 215-537-2847
Website: www.philasd.org/schools/marshall

Report Type: Elementary School (K-5)
Peer Group: 1
Enrollment: 402
Admissions Category: Neighborhood
Turnaround Model: N/A

Performance Tiers

■ **INTERVENE (0-24%)** ■ **WATCH (25-49%)** ■ **REINFORCE (50-74%)** ■ **MODEL (75-100%)**

2013-2014 2014-2015 2015-2016 CITY RANK PEER RANK

OVERALL: 8% INTERVENE

A school's overall score represents its combined performance on the Achievement, Progress, Climate, and College & Career (for high schools only) domains.



58th
out of 60

17th
out of 17

Achievement: 3% Intervene

The Achievement domain measures performance on standardized assessments, including PSSA, Keystone Exams, ACCESS for ELLs, and reading assessments.



57th
out of 60

16th
out of 17

Progress: 6% Intervene

The Progress domain measures growth on standardized assessments and progress towards graduation (for high schools only).



53rd
out of 59

15th
out of 17

Climate: 15% Intervene

The Climate domain measures school climate and student and parent/guardian engagement.



58th
out of 62

17th
out of 18

2015-2016 School Progress Report

Alexander K. McClure School

School Code: 738
Sector: District
Address: 600 W. Hunting Park Ave., 19140
Phone/Fax: 215-456-3001 / 215-456-5587
Website: www.philasd.org/schools/mcclure

Report Type: Elementary School (K-5)
Peer Group: 1
Enrollment: 626
Admissions Category: Neighborhood
Turnaround Model: N/A

Performance Tiers

■ **INTERVENE (0-24%)** ■ **WATCH (25-49%)** ■ **REINFORCE (50-74%)** ■ **MODEL (75-100%)**

2013-2014 2014-2015 2015-2016 CITY RANK PEER RANK

OVERALL: 23% INTERVENE

A school's overall score represents its combined performance on the Achievement, Progress, Climate, and College & Career (for high schools only) domains.



44th
out of 60

11th
out of 17

Achievement: 8% Intervene

The Achievement domain measures performance on standardized assessments, including PSSA, Keystone Exams, ACCESS for ELLs, and reading assessments.

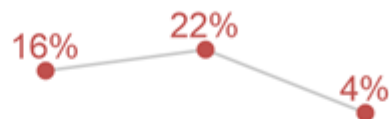


47th
out of 60

9th
out of 17

Progress: 4% Intervene

The Progress domain measures growth on standardized assessments and progress towards graduation (for high schools only).



56th
out of 59

17th
out of 17

Climate: 61% Reinforce

The Climate domain measures school climate and student and parent/guardian engagement.



25th
out of 62

5th
out of 18

2015-2016 School Progress Report

James J. Sullivan School

School Code: 743
Sector: District
Address: 5300 Ditman St., 19124
Phone/Fax: 215-537-2524 / 215-537-2984
Website: www.philasd.org/schools/sullivan

Report Type: Elementary School (K-5)
Peer Group: 1
Enrollment: 750
Admissions Category: Neighborhood
Turnaround Model: N/A

Performance Tiers

■ **INTERVENE (0-24%)** ■ **WATCH (25-49%)** ■ **REINFORCE (50-74%)** ■ **MODEL (75-100%)**

2013-2014 2014-2015 2015-2016 CITY RANK PEER RANK

OVERALL: 11% INTERVENE

A school's overall score represents its combined performance on the Achievement, Progress, Climate, and College & Career (for high schools only) domains.



55th
out of 60

15th
out of 17

Achievement: 7% Intervene

The Achievement domain measures performance on standardized assessments, including PSSA, Keystone Exams, ACCESS for ELLs, and reading assessments.

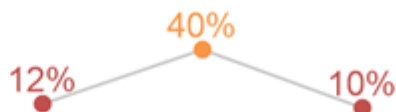


48th
out of 60

10th
out of 17

Progress: 10% Intervene

The Progress domain measures growth on standardized assessments and progress towards graduation (for high schools only).



43rd
out of 59

10th
out of 17

Climate: 15% Intervene

The Climate domain measures school climate and student and parent/guardian engagement.



59th
out of 62

18th
out of 18

Bayard Taylor School

School Code: 744
 Sector: District
 Address: 3698 N. Randolph St., 19140
 Phone/Fax: 215-227-4435 / 215-227-4900
 Website: www.philasd.org/schools/taylor

Report Type: Elementary School (K-5)
 Peer Group: 1
 Enrollment: 555
 Admissions Category: Neighborhood
 Turnaround Model: N/A

Performance Tiers

■ **INTERVENE (0-24%)**
■ **WATCH (25-49%)**
■ **REINFORCE (50-74%)**
■ **MODEL (75-100%)**

2013-2014 2014-2015 2015-2016 CITY RANK PEER RANK

OVERALL: 15% INTERVENE

A school's overall score represents its combined performance on the Achievement, Progress, Climate, and College & Career (for high schools only) domains.



51st
out of 60

13th
out of 17

Achievement: 3% Intervene

The Achievement domain measures performance on standardized assessments, including PSSA, Keystone Exams, ACCESS for ELLs, and reading assessments.



56th
out of 60

15th
out of 17

Progress: 11% Intervene

The Progress domain measures growth on standardized assessments and progress towards graduation (for high schools only).



42nd
out of 59

9th
out of 17

Climate: 31% Watch

The Climate domain measures school climate and student and parent/guardian engagement.



49th
out of 62

12th
out of 18

2015-2016 School Progress Report

Prince Hall School

School Code: 749
Sector: District
Address: 6101 N. Gratz St., 19141
Phone/Fax: 215-276-5255 / 215-276-5803
Website: www.philasd.org/schools/princehall

Report Type: Elementary School (K-5)
Peer Group: 2
Enrollment: 576
Admissions Category: Neighborhood
Turnaround Model: N/A

Performance Tiers

■ **INTERVENE (0-24%)** ■ **WATCH (25-49%)** ■ **REINFORCE (50-74%)** ■ **MODEL (75-100%)**

2013-2014 2014-2015 2015-2016 CITY RANK PEER RANK

OVERALL: 29% WATCH

A school's overall score represents its combined performance on the Achievement, Progress, Climate, and College & Career (for high schools only) domains.



35th
out of 60

10th
out of 22

Achievement: 14% Intervene

The Achievement domain measures performance on standardized assessments, including PSSA, Keystone Exams, ACCESS for ELLs, and reading assessments.



33rd
out of 60

9th
out of 22

Progress: 12% Intervene

The Progress domain measures growth on standardized assessments and progress towards graduation (for high schools only).



37th
out of 59

14th
out of 22

Climate: 62% Reinforce

The Climate domain measures school climate and student and parent/guardian engagement.



24th
out of 62

5th
out of 23

William Rowen School

School Code: 753
 Sector: District
 Address: 6841 N. 19th St., 19126
 Phone/Fax: 215-276-5251 / 215-276-5806
 Website: www.philasd.org/schools/rowen

Report Type: Elementary School (K-5)
 Peer Group: 2
 Enrollment: 523
 Admissions Category: Neighborhood
 Turnaround Model: N/A

Performance Tiers

■ **INTERVENE (0-24%)**
■ **WATCH (25-49%)**
■ **REINFORCE (50-74%)**
■ **MODEL (75-100%)**

2013-2014 2014-2015 2015-2016 CITY RANK PEER RANK

OVERALL: 29% WATCH

A school's overall score represents its combined performance on the Achievement, Progress, Climate, and College & Career (for high schools only) domains.



34th
out of 60

9th
out of 22

Achievement: 14% Intervene

The Achievement domain measures performance on standardized assessments, including PSSA, Keystone Exams, ACCESS for ELLs, and reading assessments.



34th
out of 60

10th
out of 22

Progress: 30% Watch

The Progress domain measures growth on standardized assessments and progress towards graduation (for high schools only).



29th
out of 59

8th
out of 22

Climate: 42% Watch

The Climate domain measures school climate and student and parent/guardian engagement.



37th
out of 62

11th
out of 23

2015-2016 School Progress Report

John Hancock Demonstration School

School Code: 818
Sector: District
Address: 3700 Morrell Ave., 19114
Phone/Fax: 215-281-2604 / 215-281-5900
Website: www.philasd.org/schools/hancock

Report Type: Elementary School (K-5)
Peer Group: 4
Enrollment: 512
Admissions Category: Neighborhood
Turnaround Model: N/A

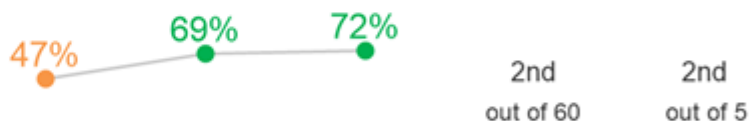
Performance Tiers

■ **INTERVENE (0-24%)** ■ **WATCH (25-49%)** ■ **REINFORCE (50-74%)** ■ **MODEL (75-100%)**

2013-2014 2014-2015 2015-2016 CITY RANK PEER RANK

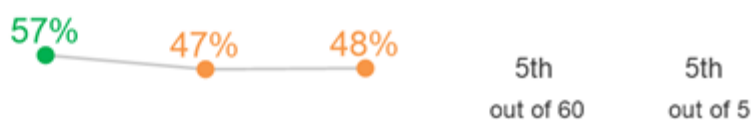
OVERALL: 72% REINFORCE

A school's overall score represents its combined performance on the Achievement, Progress, Climate, and College & Career (for high schools only) domains.



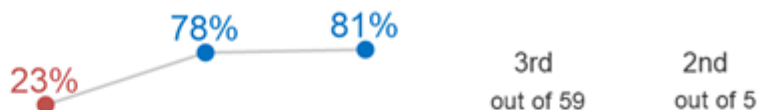
Achievement: 48% Watch

The Achievement domain measures performance on standardized assessments, including PSSA, Keystone Exams, ACCESS for ELLs, and reading assessments.



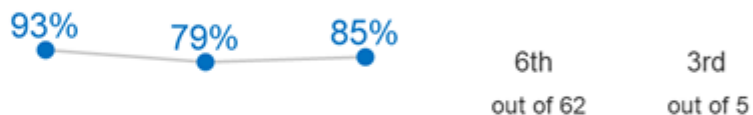
Progress: 81% Model

The Progress domain measures growth on standardized assessments and progress towards graduation (for high schools only).



Climate: 85% Model

The Climate domain measures school climate and student and parent/guardian engagement.



2015-2016 School Progress Report

Joseph H. Brown School

School Code: 821
Sector: District
Address: 3600 Stanwood St., 19136
Phone/Fax: 215-335-5650 / 215-335-5381
Website: www.philasd.org/schools/jhbrown

Report Type: Elementary School (K-6)
Peer Group: 3
Enrollment: 570
Admissions Category: Neighborhood
Turnaround Model: N/A

Performance Tiers

■ **INTERVENE (0-24%)** ■ **WATCH (25-49%)** ■ **REINFORCE (50-74%)** ■ **MODEL (75-100%)**

2013-2014 2014-2015 2015-2016 CITY RANK PEER RANK

OVERALL: 45% WATCH

A school's overall score represents its combined performance on the Achievement, Progress, Climate, and College & Career (for high schools only) domains.



13th
out of 60

4th
out of 16

Achievement: 26% Watch

The Achievement domain measures performance on standardized assessments, including PSSA, Keystone Exams, ACCESS for ELLs, and reading assessments.



20th
out of 60

10th
out of 16

Progress: 58% Reinforce

The Progress domain measures growth on standardized assessments and progress towards graduation (for high schools only).



12th
out of 59

5th
out of 16

Climate: 49% Watch

The Climate domain measures school climate and student and parent/guardian engagement.



32nd
out of 62

14th
out of 16

2015-2016 School Progress Report

Kennedy C. Crossan School

School Code: 823
Sector: District
Address: 7350 Bingham St., 19111
Phone/Fax: 215-728-5014 / 215-728-5955
Website: www.philasd.org/schools/crossan

Report Type: Elementary School (K-5)
Peer Group: 3
Enrollment: 377
Admissions Category: Neighborhood
Turnaround Model: N/A

Performance Tiers

■ **INTERVENE (0-24%)** ■ **WATCH (25-49%)** ■ **REINFORCE (50-74%)** ■ **MODEL (75-100%)**

2013-2014 2014-2015 2015-2016 CITY RANK PEER RANK

OVERALL: 41% WATCH

A school's overall score represents its combined performance on the Achievement, Progress, Climate, and College & Career (for high schools only) domains.



21st
out of 60

8th
out of 16

Achievement: 43% Watch

The Achievement domain measures performance on standardized assessments, including PSSA, Keystone Exams, ACCESS for ELLs, and reading assessments.



7th
out of 60

1st
out of 16

Progress: 10% Intervene

The Progress domain measures growth on standardized assessments and progress towards graduation (for high schools only).



44th
out of 59

14th
out of 16

Climate: 78% Model

The Climate domain measures school climate and student and parent/guardian engagement.



10th
out of 62

5th
out of 16

2015-2016 School Progress Report

Edwin Forrest School

School Code: 825
Sector: District
Address: 7300 Cottage St., 19136
Phone/Fax: 215-335-5652 / 215-335-5983
Website: www.philasd.org/schools/forrest

Report Type: Elementary School (K-6)
Peer Group: 3
Enrollment: 1,158
Admissions Category: Neighborhood
Turnaround Model: N/A

Performance Tiers

■ **INTERVENE (0-24%)** ■ **WATCH (25-49%)** ■ **REINFORCE (50-74%)** ■ **MODEL (75-100%)**

2013-2014 2014-2015 2015-2016 CITY RANK PEER RANK

OVERALL: 28% WATCH

A school's overall score represents its combined performance on the Achievement, Progress, Climate, and College & Career (for high schools only) domains.



36th
out of 60

14th
out of 16

Achievement: 25% Watch

The Achievement domain measures performance on standardized assessments, including PSSA, Keystone Exams, ACCESS for ELLs, and reading assessments.



21st
out of 60

11th
out of 16

Progress: 23% Intervene

The Progress domain measures growth on standardized assessments and progress towards graduation (for high schools only).



31st
out of 59

9th
out of 16

Climate: 38% Watch

The Climate domain measures school climate and student and parent/guardian engagement.



44th
out of 62

16th
out of 16

Fox Chase School

School Code: 826
Sector: District
Address: 500 Rhawn St., 19111
Phone/Fax: 215-728-5016 / 215-728-5006
Website: www.philasd.org/schools/foxchase

Report Type: Elementary School (K-5)
Peer Group: 3
Enrollment: 491
Admissions Category: Neighborhood
Turnaround Model: N/A

Performance Tiers

■ **INTERVENE (0-24%)**
■ **WATCH (25-49%)**
■ **REINFORCE (50-74%)**
■ **MODEL (75-100%)**

2013-2014 2014-2015 2015-2016 CITY RANK PEER RANK

OVERALL: 45% WATCH

A school's overall score represents its combined performance on the Achievement, Progress, Climate, and College & Career (for high schools only) domains.

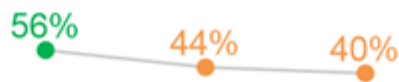


14th
out of 60

5th
out of 16

Achievement: 40% Watch

The Achievement domain measures performance on standardized assessments, including PSSA, Keystone Exams, ACCESS for ELLs, and reading assessments.

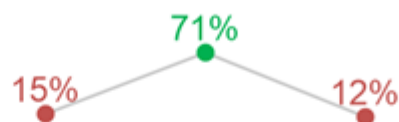


9th
out of 60

2nd
out of 16

Progress: 12% Intervene

The Progress domain measures growth on standardized assessments and progress towards graduation (for high schools only).



38th
out of 59

11th
out of 16

Climate: 91% Model

The Climate domain measures school climate and student and parent/guardian engagement.



3rd
out of 62

2nd
out of 16

2015-2016 School Progress Report

Thomas Holme School

School Code: 827
Sector: District
Address: 9125 Academy Rd., 19114
Phone/Fax: 215-335-5656 / 215-335-5033
Website: www.philasd.org/schools/holme

Report Type: Elementary School (K-6)
Peer Group: 3
Enrollment: 536
Admissions Category: Neighborhood
Turnaround Model: N/A

Performance Tiers

■ **INTERVENE (0-24%)** ■ **WATCH (25-49%)** ■ **REINFORCE (50-74%)** ■ **MODEL (75-100%)**

2013-2014 2014-2015 2015-2016 CITY RANK PEER RANK

OVERALL: 45% WATCH

A school's overall score represents its combined performance on the Achievement, Progress, Climate, and College & Career (for high schools only) domains.



15th
out of 60

6th
out of 16

Achievement: 34% Watch

The Achievement domain measures performance on standardized assessments, including PSSA, Keystone Exams, ACCESS for ELLs, and reading assessments.



10th
out of 60

3rd
out of 16

Progress: 32% Watch

The Progress domain measures growth on standardized assessments and progress towards graduation (for high schools only).



27th
out of 59

8th
out of 16

Climate: 72% Reinforce

The Climate domain measures school climate and student and parent/guardian engagement.



15th
out of 62

7th
out of 16

2015-2016 School Progress Report

J. Hampton Moore School

School Code: 831
Sector: District
Address: 6900 Summerdale Ave., 19111
Phone/Fax: 215-728-5011 / 215-728-5692
Website: www.philasd.org/schools/moore

Report Type: Elementary School (K-5)
Peer Group: 3
Enrollment: 1,188
Admissions Category: Neighborhood
Turnaround Model: N/A

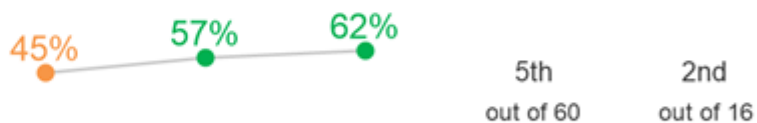
Performance Tiers

■ **INTERVENE (0-24%)** ■ **WATCH (25-49%)** ■ **REINFORCE (50-74%)** ■ **MODEL (75-100%)**

2013-2014 2014-2015 2015-2016 CITY RANK PEER RANK

OVERALL: 62% REINFORCE

A school's overall score represents its combined performance on the Achievement, Progress, Climate, and College & Career (for high schools only) domains.



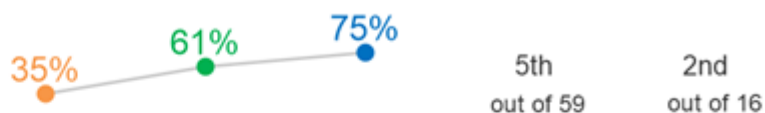
Achievement: 26% Watch

The Achievement domain measures performance on standardized assessments, including PSSA, Keystone Exams, ACCESS for ELLs, and reading assessments.



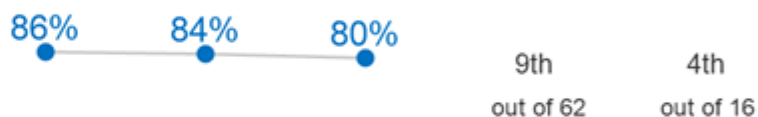
Progress: 75% Model

The Progress domain measures growth on standardized assessments and progress towards graduation (for high schools only).



Climate: 80% Model

The Climate domain measures school climate and student and parent/guardian engagement.



Solomon Solis-Cohen School

School Code: 834
 Sector: District
 Address: 7001 Horrocks St., 19149
 Phone/Fax: 215-728-5012 / 215-728-5982
 Website: www.philasd.org/schools/solis-cohen

Report Type: Elementary School (K-6)
 Peer Group: 3
 Enrollment: 1,365
 Admissions Category: Neighborhood
 Turnaround Model: N/A

Performance Tiers

■ **INTERVENE (0-24%)**
■ **WATCH (25-49%)**
■ **REINFORCE (50-74%)**
■ **MODEL (75-100%)**

2013-2014 2014-2015 2015-2016 CITY RANK PEER RANK

OVERALL: 35% WATCH

A school's overall score represents its combined performance on the Achievement, Progress, Climate, and College & Career (for high schools only) domains.



26th
out of 60

12th
out of 16

Achievement: 26% Watch

The Achievement domain measures performance on standardized assessments, including PSSA, Keystone Exams, ACCESS for ELLs, and reading assessments.

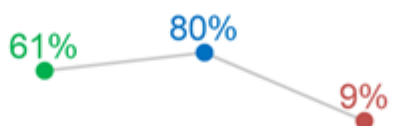


18th
out of 60

8th
out of 16

Progress: 9% Intervene

The Progress domain measures growth on standardized assessments and progress towards graduation (for high schools only).



47th
out of 59

15th
out of 16

Climate: 76% Model

The Climate domain measures school climate and student and parent/guardian engagement.



12th
out of 62

6th
out of 16

2015-2016 School Progress Report

Rhawnhurst School

School Code: 836
Sector: District
Address: 7809 Castor Ave., 19152
Phone/Fax: 215-728-5013 / 215-728-5931
Website: www.philasd.org/schools/rhawnhurst

Report Type: Elementary School (K-5)
Peer Group: 3
Enrollment: 614
Admissions Category: Neighborhood
Turnaround Model: N/A

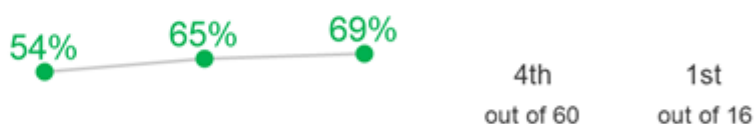
Performance Tiers

■ **INTERVENE (0-24%)** ■ **WATCH (25-49%)** ■ **REINFORCE (50-74%)** ■ **MODEL (75-100%)**

2013-2014 2014-2015 2015-2016 CITY RANK PEER RANK

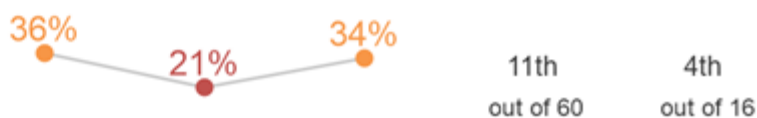
OVERALL: 69% REINFORCE

A school's overall score represents its combined performance on the Achievement, Progress, Climate, and College & Career (for high schools only) domains.



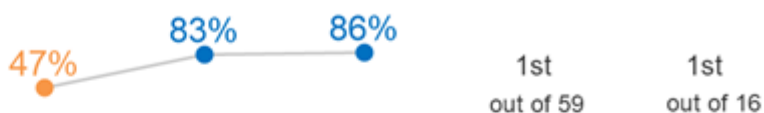
Achievement: 34% Watch

The Achievement domain measures performance on standardized assessments, including PSSA, Keystone Exams, ACCESS for ELLs, and reading assessments.



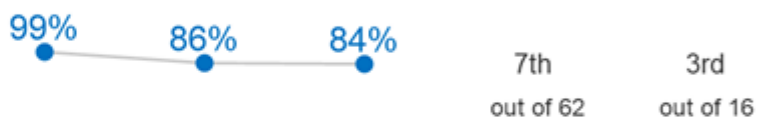
Progress: 86% Model

The Progress domain measures growth on standardized assessments and progress towards graduation (for high schools only).



Climate: 84% Model

The Climate domain measures school climate and student and parent/guardian engagement.



Watson Comly School

School Code: 837
Sector: District
Address: 1001 Byberry Rd., 19116
Phone/Fax: 215-961-2008 / 215-961-2555
Website: www.philasd.org/schools/comly

Report Type: Elementary School (K-5)
Peer Group: 4
Enrollment: 485
Admissions Category: Neighborhood
Turnaround Model: N/A

Performance Tiers

■ **INTERVENE (0-24%)**
■ **WATCH (25-49%)**
■ **REINFORCE (50-74%)**
■ **MODEL (75-100%)**

2013-2014 2014-2015 2015-2016 CITY RANK PEER RANK

OVERALL: 69% REINFORCE

A school's overall score represents its combined performance on the Achievement, Progress, Climate, and College & Career (for high schools only) domains.



3rd
out of 60

3rd
out of 5

Achievement: 58% Reinforce

The Achievement domain measures performance on standardized assessments, including PSSA, Keystone Exams, ACCESS for ELLs, and reading assessments.



2nd
out of 60

2nd
out of 5

Progress: 63% Reinforce

The Progress domain measures growth on standardized assessments and progress towards graduation (for high schools only).



9th
out of 59

3rd
out of 5

Climate: 88% Model

The Climate domain measures school climate and student and parent/guardian engagement.



5th
out of 62

2nd
out of 5

Anne Frank School

School Code: 840
Sector: District
Address: 2000 Bowler St., 19115
Phone/Fax: 215-961-2005 / 215-961-2551
Website: www.philasd.org/schools/annefrank

Report Type: Elementary School (K-5)
Peer Group: 4
Enrollment: 1,238
Admissions Category: Neighborhood
Turnaround Model: N/A

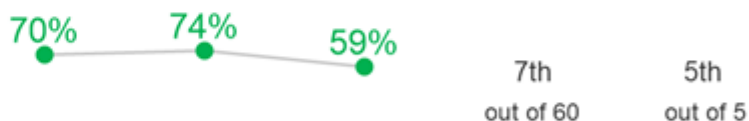
Performance Tiers

■ **INTERVENE (0-24%)**
■ **WATCH (25-49%)**
■ **REINFORCE (50-74%)**
■ **MODEL (75-100%)**

2013-2014 2014-2015 2015-2016 CITY RANK PEER RANK

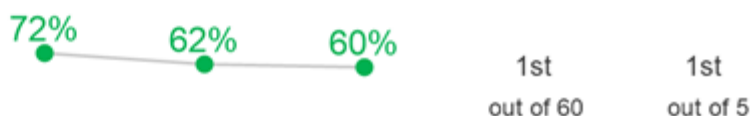
OVERALL: 59% REINFORCE

A school's overall score represents its combined performance on the Achievement, Progress, Climate, and College & Career (for high schools only) domains.



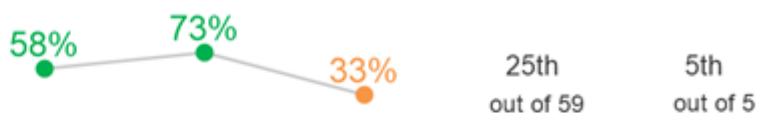
Achievement: 60% Reinforce

The Achievement domain measures performance on standardized assessments, including PSSA, Keystone Exams, ACCESS for ELLs, and reading assessments.



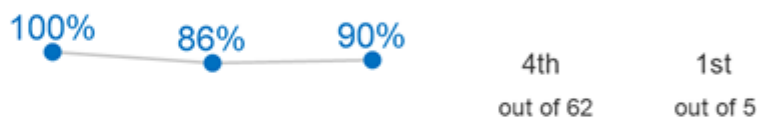
Progress: 33% Watch

The Progress domain measures growth on standardized assessments and progress towards graduation (for high schools only).



Climate: 90% Model

The Climate domain measures school climate and student and parent/guardian engagement.



2015-2016 School Progress Report

Robert B. Pollock School

School Code: 841
Sector: District
Address: 2850 Welsh Rd., 19152
Phone/Fax: 215-961-2004 / 215-961-2597
Website: www.philasd.org/schools/pollock

Report Type: Elementary School (K-6)
Peer Group: 3
Enrollment: 733
Admissions Category: Neighborhood
Turnaround Model: N/A

Performance Tiers

■ **INTERVENE (0-24%)** ■ **WATCH (25-49%)** ■ **REINFORCE (50-74%)** ■ **MODEL (75-100%)**

2013-2014 2014-2015 2015-2016 CITY RANK PEER RANK

OVERALL: 38% WATCH

A school's overall score represents its combined performance on the Achievement, Progress, Climate, and College & Career (for high schools only) domains.



24th
out of 60

10th
out of 16

Achievement: 26% Watch

The Achievement domain measures performance on standardized assessments, including PSSA, Keystone Exams, ACCESS for ELLs, and reading assessments.



19th
out of 60

9th
out of 16

Progress: 35% Watch

The Progress domain measures growth on standardized assessments and progress towards graduation (for high schools only).



23rd
out of 59

6th
out of 16

Climate: 55% Reinforce

The Climate domain measures school climate and student and parent/guardian engagement.



27th
out of 62

11th
out of 16

2015-2016 School Progress Report

William H. Loesche School

School Code: 844
Sector: District
Address: 595 Tomlinson Rd., 19116
Phone/Fax: 215-961-2000 / 215-961-2559
Website: www.philasd.org/schools/loesche

Report Type: Elementary School (K-5)
Peer Group: 4
Enrollment: 774
Admissions Category: Neighborhood
Turnaround Model: N/A

Performance Tiers

■ **INTERVENE (0-24%)** ■ **WATCH (25-49%)** ■ **REINFORCE (50-74%)** ■ **MODEL (75-100%)**

2013-2014 2014-2015 2015-2016 CITY RANK PEER RANK

OVERALL: 75% MODEL

A school's overall score represents its combined performance on the Achievement, Progress, Climate, and College & Career (for high schools only) domains.



1st
out of 60

1st
out of 5

Achievement: 58% Reinforce

The Achievement domain measures performance on standardized assessments, including PSSA, Keystone Exams, ACCESS for ELLs, and reading assessments.



3rd
out of 60

3rd
out of 5

Progress: 83% Model

The Progress domain measures growth on standardized assessments and progress towards graduation (for high schools only).



2nd
out of 59

1st
out of 5

Climate: 82% Model

The Climate domain measures school climate and student and parent/guardian engagement.



8th
out of 62

4th
out of 5

Inquiry Charter School

School Code: W08
Sector: Charter
Address: 1301 Belmont Ave., 19104
Phone/Fax: 215-386-5768 / 215-386-5769
Website: www.inquirycharterschool.org

Report Type: Elementary School (K-2)
Peer Group: 2
Enrollment: 143
Admissions Category: Citywide
Turnaround Model: N/A

Performance Tiers

 **INTERVENE (0-24%)**  **WATCH (25-49%)**  **REINFORCE (50-74%)**  **MODEL (75-100%)**

2013-2014 2014-2015 2015-2016 CITY RANK PEER RANK

OVERALL:

A school's overall score represents its combined performance on the Achievement, Progress, Climate, and College & Career (for high schools only) domains.

*Insufficient Data

Achievement:

The Achievement domain measures performance on standardized assessments, including PSSA, Keystone Exams, ACCESS for ELLs, and reading assessments.

*Insufficient Data

Progress:

The Progress domain measures growth on standardized assessments and progress towards graduation (for high schools only).

*Insufficient Data

Climate: 41% Watch

The Climate domain measures school climate and student and parent/guardian engagement.

41%


40th
out of 62

12th
out of 23

Russell Byers Charter School

School Code: W60
 Sector: Charter
 Address: 1911 Arch St., 19103
 Phone/Fax: 215-972-1700 / 215-972-1701
 Website: www.byersschool.org

Report Type: Elementary School (K-6)
 Peer Group: 2
 Enrollment: 485
 Admissions Category: Citywide
 Turnaround Model: N/A

Performance Tiers

■ **INTERVENE (0-24%)** ■ **WATCH (25-49%)** ■ **REINFORCE (50-74%)** ■ **MODEL (75-100%)**

2013-2014 2014-2015 2015-2016 CITY RANK PEER RANK

OVERALL: 44% WATCH

A school's overall score represents its combined performance on the Achievement, Progress, Climate, and College & Career (for high schools only) domains.



18th
out of 60

5th
out of 22

Achievement: 42% Watch

The Achievement domain measures performance on standardized assessments, including PSSA, Keystone Exams, ACCESS for ELLs, and reading assessments.



8th
out of 60

2nd
out of 22

Progress: 27% Watch

The Progress domain measures growth on standardized assessments and progress towards graduation (for high schools only).



30th
out of 59

9th
out of 22

Climate: 66% Reinforce

The Climate domain measures school climate and student and parent/guardian engagement.



18th
out of 62

3rd
out of 23

Philadelphia Montessori Charter School

School Code: W78
Sector: Charter
Address: 2227 Island Ave., 19142
Phone/Fax: 215-365-4011 / 215-365-4367
Website: www.philadelphiamountessori.org

Report Type: Elementary School (K-6)
Peer Group: 2
Enrollment: 174
Admissions Category: Citywide
Turnaround Model: N/A

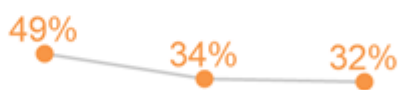
Performance Tiers

■ **INTERVENE (0-24%)** ■ **WATCH (25-49%)** ■ **REINFORCE (50-74%)** ■ **MODEL (75-100%)**

2013-2014 2014-2015 2015-2016 CITY RANK PEER RANK

OVERALL: 32% WATCH

A school's overall score represents its combined performance on the Achievement, Progress, Climate, and College & Career (for high schools only) domains.



31st
out of 60

7th
out of 22

Achievement: 9% Intervene

The Achievement domain measures performance on standardized assessments, including PSSA, Keystone Exams, ACCESS for ELLs, and reading assessments.

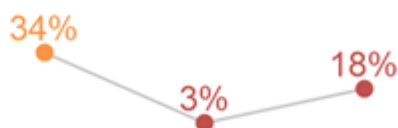


40th
out of 60

14th
out of 22

Progress: 18% Intervene

The Progress domain measures growth on standardized assessments and progress towards graduation (for high schools only).



34th
out of 59

12th
out of 22

Climate: 65% Reinforce

The Climate domain measures school climate and student and parent/guardian engagement.



21st
out of 62

4th
out of 23

Mastery Charter School at Mann

School Code: X08
 Sector: Charter
 Address: 5376 W. Berks St., 19131
 Phone/Fax: 215-581-5516 / N/A
 Website: www.masterycharter.org/schools/elementary-schools/mann-campus

Report Type: Elementary School (K-6)
 Peer Group: 2
 Enrollment: 548
 Admissions Category: Neighborhood
 Turnaround Model: Renaissance Charter

Performance Tiers

■ **INTERVENE (0-24%)**
■ **WATCH (25-49%)**
■ **REINFORCE (50-74%)**
■ **MODEL (75-100%)**

2013-2014 2014-2015 2015-2016 CITY RANK PEER RANK

OVERALL: 55% REINFORCE

A school's overall score represents its combined performance on the Achievement, Progress, Climate, and College & Career (for high schools only) domains.



9th
out of 60

1st
out of 22

Achievement: 27% Watch

The Achievement domain measures performance on standardized assessments, including PSSA, Keystone Exams, ACCESS for ELLs, and reading assessments.



13th
out of 60

3rd
out of 22

Progress: 81% Model

The Progress domain measures growth on standardized assessments and progress towards graduation (for high schools only).



4th
out of 59

1st
out of 22

Climate: 49% Watch

The Climate domain measures school climate and student and parent/guardian engagement.



31st
out of 62

8th
out of 23

Mastery Charter School at Smedley

School Code: X09
 Sector: Charter
 Address: 1790 Bridge St., 19124
 Phone/Fax: 215-537-2523 / N/A
 Website: www.masterycharter.org/schools/smedley-campus

Report Type: Elementary School (K-6)
 Peer Group: 1
 Enrollment: 777
 Admissions Category: Neighborhood
 Turnaround Model: Renaissance Charter

Performance Tiers

■ **INTERVENE (0-24%)**
■ **WATCH (25-49%)**
■ **REINFORCE (50-74%)**
■ **MODEL (75-100%)**

2013-2014 2014-2015 2015-2016 CITY RANK PEER RANK

OVERALL: 43% WATCH

A school's overall score represents its combined performance on the Achievement, Progress, Climate, and College & Career (for high schools only) domains.



19th
out of 60

2nd
out of 17

Achievement: 27% Watch

The Achievement domain measures performance on standardized assessments, including PSSA, Keystone Exams, ACCESS for ELLs, and reading assessments.

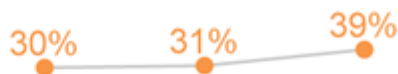


12th
out of 60

1st
out of 17

Progress: 39% Watch

The Progress domain measures growth on standardized assessments and progress towards graduation (for high schools only).



21st
out of 59

6th
out of 17

Climate: 64% Reinforce

The Climate domain measures school climate and student and parent/guardian engagement.



22nd
out of 62

4th
out of 18

Universal Charter School at Bluford

School Code: X10

Sector: Charter

Address: 5801 Media St., 19131

Phone/Fax: 215-581-5502 / N/A

Website: www.universalcompanies.org/education/bluford-charter-school

Report Type: Elementary School (K-6)

Peer Group: 2

Enrollment: 542

Admissions Category: Neighborhood

Turnaround Model: Renaissance Charter

Performance Tiers

■ **INTERVENE (0-24%)**

■ **WATCH (25-49%)**

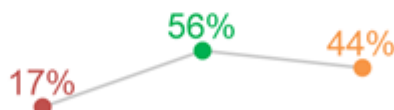
■ **REINFORCE (50-74%)**

■ **MODEL (75-100%)**

2013-2014 2014-2015 2015-2016 CITY RANK PEER RANK

OVERALL: 44% WATCH

A school's overall score represents its combined performance on the Achievement, Progress, Climate, and College & Career (for high schools only) domains.



16th
out of 60

4th
out of 22

Achievement: 8% Intervene

The Achievement domain measures performance on standardized assessments, including PSSA, Keystone Exams, ACCESS for ELLs, and reading assessments.

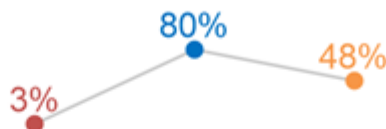


46th
out of 60

17th
out of 22

Progress: 48% Watch

The Progress domain measures growth on standardized assessments and progress towards graduation (for high schools only).



18th
out of 59

5th
out of 22

Climate: 74% Reinforce

The Climate domain measures school climate and student and parent/guardian engagement.



13th
out of 62

2nd
out of 23

Mastery Charter School at Clymer

School Code: X15
 Sector: Charter
 Address: 1201 W. Rush St., 19133
 Phone/Fax: 215-227-8610 / N/A
 Website: www.masterycharter.org/schools/clymer-campus

Report Type: Elementary School (K-6)
 Peer Group: 2
 Enrollment: 542
 Admissions Category: Neighborhood
 Turnaround Model: Renaissance Charter

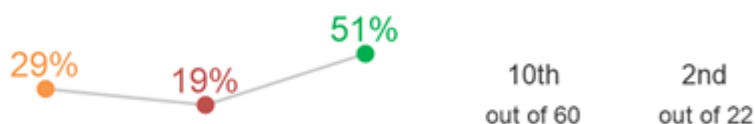
Performance Tiers

■ **INTERVENE (0-24%)**
■ **WATCH (25-49%)**
■ **REINFORCE (50-74%)**
■ **MODEL (75-100%)**

2013-2014 2014-2015 2015-2016 CITY RANK PEER RANK

OVERALL: 51% REINFORCE

A school's overall score represents its combined performance on the Achievement, Progress, Climate, and College & Career (for high schools only) domains.



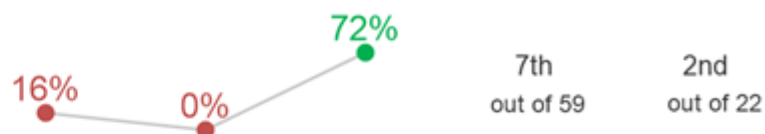
Achievement: 18% Intervene

The Achievement domain measures performance on standardized assessments, including PSSA, Keystone Exams, ACCESS for ELLs, and reading assessments.



Progress: 72% Reinforce

The Progress domain measures growth on standardized assessments and progress towards graduation (for high schools only).



Climate: 58% Reinforce

The Climate domain measures school climate and student and parent/guardian engagement.

