

## 2015-2016 School Progress Report

### John Bartram High School

School Code: 101  
Sector: District  
Address: 2401 S. 67th St., 19142  
Phone/Fax: 215-492-6450 / 215-492-6117  
Website: [www.bartramhigh.net](http://www.bartramhigh.net)

Report Type: High School (9-12)  
Peer Group: 2  
Enrollment: 710  
Admissions Category: Neighborhood  
Turnaround Model: N/A

#### Performance Tiers

■ **INTERVENE (0-24%)** ■ **WATCH (25-49%)** ■ **REINFORCE (50-74%)** ■ **MODEL (75-100%)**

2013-2014 2014-2015 2015-2016 CITY RANK PEER RANK

#### OVERALL: 9% INTERVENE

A school's overall score represents its combined performance on the Achievement, Progress, Climate, and College & Career (for high schools only) domains.



71st  
out of 83

13th  
out of 20

#### Achievement: 4% Intervene

The Achievement domain measures performance on standardized assessments, including PSSA, Keystone Exams, ACCESS for ELLs, and reading assessments.



52nd  
out of 79

6th  
out of 20

#### Progress: 17% Intervene

The Progress domain measures growth on standardized assessments and progress towards graduation (for high schools only).

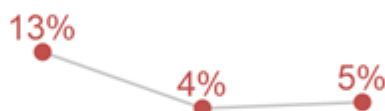


66th  
out of 83

13th  
out of 20

#### Climate: 5% Intervene

The Climate domain measures school climate and student and parent/guardian engagement.



83rd  
out of 84

20th  
out of 21

#### College & Career: 3% Intervene

The College & Career domain measures college and career readiness and post-secondary outcomes.



75th  
out of 77

18th  
out of 19

# West Philadelphia High School

School Code: 102  
Sector: District  
Address: 4901 Chestnut St., 19139  
Phone/Fax: 215-471-2902 / 215-471-6402  
Website: [www.philasd.org/schools/westphila](http://www.philasd.org/schools/westphila)

Report Type: High School (9-12)  
Peer Group: 2  
Enrollment: 535  
Admissions Category: Neighborhood  
Turnaround Model: Promise Academy

## Performance Tiers

■ **INTERVENE (0-24%)**
■ **WATCH (25-49%)**
■ **REINFORCE (50-74%)**
■ **MODEL (75-100%)**

2013-2014 2014-2015 2015-2016 CITY RANK PEER RANK

### OVERALL: 14% INTERVENE

A school's overall score represents its combined performance on the Achievement, Progress, Climate, and College & Career (for high schools only) domains.

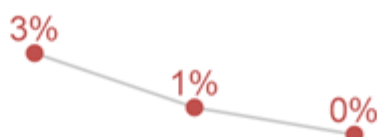


63rd  
out of 83

11th  
out of 20

### Achievement: 0% Intervene

The Achievement domain measures performance on standardized assessments, including PSSA, Keystone Exams, ACCESS for ELLs, and reading assessments.



67th  
out of 79

11th  
out of 20

### Progress: 24% Intervene

The Progress domain measures growth on standardized assessments and progress towards graduation (for high schools only).



49th  
out of 83

9th  
out of 20

### Climate: 15% Intervene

The Climate domain measures school climate and student and parent/guardian engagement.



67th  
out of 84

13th  
out of 21

### College & Career: 10% Intervene

The College & Career domain measures college and career readiness and post-secondary outcomes.



58th  
out of 77

13th  
out of 19

## High School of the Future

School Code: 103  
Sector: District  
Address: 4021 Parkside Ave., 19104  
Phone/Fax: 215-823-5500 / 215-823-5504  
Website: [www.philasd.org/schools/hsof](http://www.philasd.org/schools/hsof)

Report Type: High School (9-12)  
Peer Group: 2  
Enrollment: 518  
Admissions Category: Citywide  
Turnaround Model: N/A

### Performance Tiers

■ **INTERVENE (0-24%)**
■ **WATCH (25-49%)**
■ **REINFORCE (50-74%)**
■ **MODEL (75-100%)**

2013-2014   2014-2015   2015-2016   CITY RANK   PEER RANK

### OVERALL: 24% INTERVENE

A school's overall score represents its combined performance on the Achievement, Progress, Climate, and College & Career (for high schools only) domains.

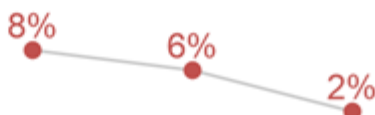


49th  
out of 83

6th  
out of 20

### Achievement: 2% Intervene

The Achievement domain measures performance on standardized assessments, including PSSA, Keystone Exams, ACCESS for ELLs, and reading assessments.

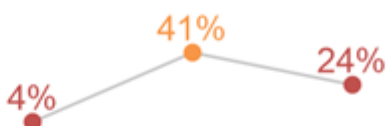


56th  
out of 79

7th  
out of 20

### Progress: 24% Intervene

The Progress domain measures growth on standardized assessments and progress towards graduation (for high schools only).



48th  
out of 83

8th  
out of 20

### Climate: 53% Reinforce

The Climate domain measures school climate and student and parent/guardian engagement.



44th  
out of 84

5th  
out of 21

### College & Career: 29% Watch

The College & Career domain measures college and career readiness and post-secondary outcomes.



45th  
out of 77

8th  
out of 19

# Paul Robeson High School for Human Services

School Code: 105  
Sector: District  
Address: 4125 Ludlow St., 19104  
Phone/Fax: 215-823-8207 / 215-823-8252  
Website: [www.philasd.org/schools/robeson](http://www.philasd.org/schools/robeson)

Report Type: High School (9-12)  
Peer Group: 2  
Enrollment: 293  
Admissions Category: Citywide  
Turnaround Model: N/A

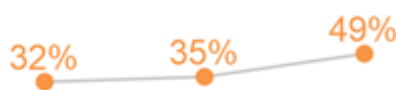
## Performance Tiers

■ **INTERVENE (0-24%)**
■ **WATCH (25-49%)**
■ **REINFORCE (50-74%)**
■ **MODEL (75-100%)**

2013-2014 2014-2015 2015-2016 CITY RANK PEER RANK

### OVERALL: 49% WATCH

A school's overall score represents its combined performance on the Achievement, Progress, Climate, and College & Career (for high schools only) domains.



20th  
out of 83

2nd  
out of 20

### Achievement: 6% Intervene

The Achievement domain measures performance on standardized assessments, including PSSA, Keystone Exams, ACCESS for ELLs, and reading assessments.

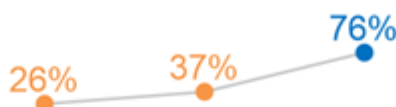


41st  
out of 79

4th  
out of 20

### Progress: 76% Model

The Progress domain measures growth on standardized assessments and progress towards graduation (for high schools only).



8th  
out of 83

2nd  
out of 20

### Climate: 65% Reinforce

The Climate domain measures school climate and student and parent/guardian engagement.



30th  
out of 84

3rd  
out of 21

### College & Career: 55% Reinforce

The College & Career domain measures college and career readiness and post-secondary outcomes.



19th  
out of 77

1st  
out of 19



## 2015-2016 School Progress Report

### William L. Sayre High School

School Code: 110  
Sector: District  
Address: 5800 Walnut St., 19139  
Phone/Fax: 215-471-2904 / 215-471-3486  
Website: [www.philasd.org/schools/sayre](http://www.philasd.org/schools/sayre)

Report Type: High School (9-12)  
Peer Group: 2  
Enrollment: 509  
Admissions Category: Neighborhood  
Turnaround Model: N/A

#### Performance Tiers

■ **INTERVENE (0-24%)** ■ **WATCH (25-49%)** ■ **REINFORCE (50-74%)** ■ **MODEL (75-100%)**

2013-2014 2014-2015 2015-2016 CITY RANK PEER RANK

#### OVERALL: 8% INTERVENE

A school's overall score represents its combined performance on the Achievement, Progress, Climate, and College & Career (for high schools only) domains.

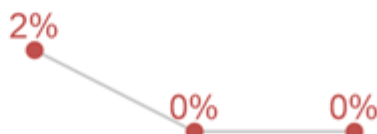


74th  
out of 83

16th  
out of 20

#### Achievement: 0% Intervene

The Achievement domain measures performance on standardized assessments, including PSSA, Keystone Exams, ACCESS for ELLs, and reading assessments.

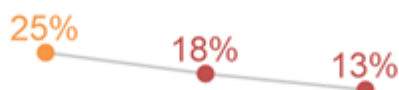


75th  
out of 79

16th  
out of 20

#### Progress: 13% Intervene

The Progress domain measures growth on standardized assessments and progress towards graduation (for high schools only).



69th  
out of 83

14th  
out of 20

#### Climate: 12% Intervene

The Climate domain measures school climate and student and parent/guardian engagement.

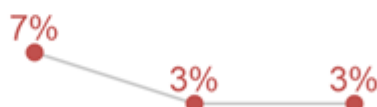


71st  
out of 84

15th  
out of 21

#### College & Career: 3% Intervene

The College & Career domain measures college and career readiness and post-secondary outcomes.



74th  
out of 77

17th  
out of 19

# Motivation High School

School Code: 119  
Sector: District  
Address: 5900 Baltimore Ave., 19143  
Phone/Fax: 215-471-2906 / 215-471-8172  
Website: [www.philasd.org/schools/motivation](http://www.philasd.org/schools/motivation)

Report Type: High School (9-12)  
Peer Group: 3  
Enrollment: 340  
Admissions Category: Special Admit  
Turnaround Model: N/A

## Performance Tiers

■ **INTERVENE (0-24%)** ■ **WATCH (25-49%)** ■ **REINFORCE (50-74%)** ■ **MODEL (75-100%)**

2013-2014 2014-2015 2015-2016 CITY RANK PEER RANK

### OVERALL: 30% WATCH

A school's overall score represents its combined performance on the Achievement, Progress, Climate, and College & Career (for high schools only) domains.



43rd  
out of 83

14th  
out of 22

### Achievement: 10% Intervene

The Achievement domain measures performance on standardized assessments, including PSSA, Keystone Exams, ACCESS for ELLs, and reading assessments.

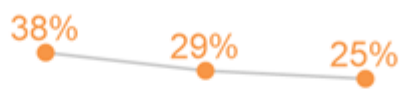


27th  
out of 79

4th  
out of 19

### Progress: 25% Watch

The Progress domain measures growth on standardized assessments and progress towards graduation (for high schools only).

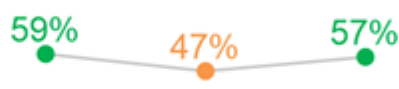


46th  
out of 83

16th  
out of 22

### Climate: 57% Reinforce

The Climate domain measures school climate and student and parent/guardian engagement.



39th  
out of 84

13th  
out of 21

### College & Career: 50% Reinforce

The College & Career domain measures college and career readiness and post-secondary outcomes.



26th  
out of 77

8th  
out of 20

## South Philadelphia High School

School Code: 200  
Sector: District  
Address: 2101 S. Broad St., 19148  
Phone/Fax: 215-400-8400 / 215-400-8401  
Website: [www.philasd.org/schools/southphila](http://www.philasd.org/schools/southphila)

Report Type: High School (9-12)  
Peer Group: 4  
Enrollment: 703  
Admissions Category: Neighborhood  
Turnaround Model: N/A

### Performance Tiers

■ **INTERVENE (0-24%)**
■ **WATCH (25-49%)**
■ **REINFORCE (50-74%)**
■ **MODEL (75-100%)**

2013-2014   2014-2015   2015-2016   CITY RANK   PEER RANK

### OVERALL: 6% INTERVENE

A school's overall score represents its combined performance on the Achievement, Progress, Climate, and College & Career (for high schools only) domains.



81st  
out of 83

19th  
out of 19

### Achievement: 3% Intervene

The Achievement domain measures performance on standardized assessments, including PSSA, Keystone Exams, ACCESS for ELLs, and reading assessments.

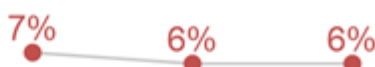


53rd  
out of 79

16th  
out of 19

### Progress: 6% Intervene

The Progress domain measures growth on standardized assessments and progress towards graduation (for high schools only).



79th  
out of 83

19th  
out of 19

### Climate: 9% Intervene

The Climate domain measures school climate and student and parent/guardian engagement.

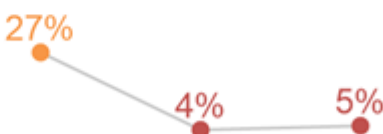


77th  
out of 84

20th  
out of 20

### College & Career: 5% Intervene

The College & Career domain measures college and career readiness and post-secondary outcomes.



68th  
out of 77

18th  
out of 18

## Benjamin Franklin High School

School Code: 201  
Sector: District  
Address: 550 N. Broad St., 19130  
Phone/Fax: 215-299-4662 / 215-299-7285  
Website: [www.philasd.org/schools/benfranklin](http://www.philasd.org/schools/benfranklin)

Report Type: High School (9-12)  
Peer Group: 1  
Enrollment: 641  
Admissions Category: Neighborhood  
Turnaround Model: N/A

### Performance Tiers

■ **INTERVENE (0-24%)**
■ **WATCH (25-49%)**
■ **REINFORCE (50-74%)**
■ **MODEL (75-100%)**

2013-2014   2014-2015   2015-2016   CITY RANK   PEER RANK

### OVERALL: 7% INTERVENE

A school's overall score represents its combined performance on the Achievement, Progress, Climate, and College & Career (for high schools only) domains.



78th  
out of 83

11th  
out of 12

### Achievement: 5% Intervene

The Achievement domain measures performance on standardized assessments, including PSSA, Keystone Exams, ACCESS for ELLs, and reading assessments.



47th  
out of 79

4th  
out of 12

### Progress: 7% Intervene

The Progress domain measures growth on standardized assessments and progress towards graduation (for high schools only).



75th  
out of 83

12th  
out of 12

### Climate: 12% Intervene

The Climate domain measures school climate and student and parent/guardian engagement.

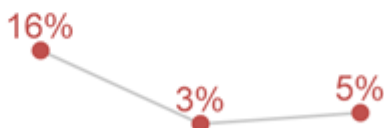


73rd  
out of 84

9th  
out of 12

### College & Career: 5% Intervene

The College & Career domain measures college and career readiness and post-secondary outcomes.



70th  
out of 77

9th  
out of 11

# High School for Creative and Performing Arts

School Code: 202  
Sector: District  
Address: 901 S. Broad St., 19147  
Phone/Fax: 215-952-2462 / 215-952-6472  
Website: [www.philasd.org/schools/capa](http://www.philasd.org/schools/capa)

Report Type: High School (9-12)  
Peer Group: 4  
Enrollment: 709  
Admissions Category: Special Admit  
Turnaround Model: N/A

## Performance Tiers

■ **INTERVENE (0-24%)** ■ **WATCH (25-49%)** ■ **REINFORCE (50-74%)** ■ **MODEL (75-100%)**

2013-2014 2014-2015 2015-2016 CITY RANK PEER RANK

### OVERALL: 43% WATCH

A school's overall score represents its combined performance on the Achievement, Progress, Climate, and College & Career (for high schools only) domains.



23rd  
out of 83

7th  
out of 19

### Achievement: 33% Watch

The Achievement domain measures performance on standardized assessments, including PSSA, Keystone Exams, ACCESS for ELLs, and reading assessments.



13th  
out of 79

6th  
out of 19

### Progress: 30% Watch

The Progress domain measures growth on standardized assessments and progress towards graduation (for high schools only).

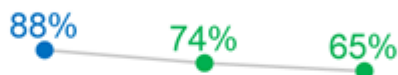


38th  
out of 83

10th  
out of 19

### Climate: 65% Reinforce

The Climate domain measures school climate and student and parent/guardian engagement.



31st  
out of 84

8th  
out of 20

### College & Career: 70% Reinforce

The College & Career domain measures college and career readiness and post-secondary outcomes.



8th  
out of 77

2nd  
out of 18

## 2015-2016 School Progress Report

### Julia R. Masterman School

School Code: 214  
Sector: District  
Address: 1699 Spring Garden St., 19130  
Phone/Fax: 215-299-4661 / 215-299-3425  
Website: [www.philasd.org/schools/masterman](http://www.philasd.org/schools/masterman)

Report Type: High School (9-12)  
Peer Group: 5  
Enrollment: 436  
Admissions Category: Special Admit  
Turnaround Model: N/A

#### Performance Tiers

■ **INTERVENE (0-24%)** ■ **WATCH (25-49%)** ■ **REINFORCE (50-74%)** ■ **MODEL (75-100%)**

2013-2014 2014-2015 2015-2016 CITY RANK PEER RANK

#### OVERALL: 78% MODEL

A school's overall score represents its combined performance on the Achievement, Progress, Climate, and College & Career (for high schools only) domains.



3rd  
out of 83

3rd  
out of 10

#### Achievement: 100% Model

The Achievement domain measures performance on standardized assessments, including PSSA, Keystone Exams, ACCESS for ELLs, and reading assessments.



1st  
out of 79

1st  
out of 10

#### Progress: 51% Reinforce

The Progress domain measures growth on standardized assessments and progress towards graduation (for high schools only).



20th  
out of 83

6th  
out of 10

#### Climate: 93% Model

The Climate domain measures school climate and student and parent/guardian engagement.



2nd  
out of 84

1st  
out of 10

#### College & Career: 91% Model

The College & Career domain measures college and career readiness and post-secondary outcomes.



1st  
out of 77

1st  
out of 9



## Furness High School

School Code: 216  
Sector: District  
Address: 1900 S. 3rd St., 19148  
Phone/Fax: 215-952-6226 / 215-952-8635  
Website: [www.philasd.org/schools/furness](http://www.philasd.org/schools/furness)

Report Type: High School (9-12)  
Peer Group: 1  
Enrollment: 685  
Admissions Category: Neighborhood  
Turnaround Model: N/A

### Performance Tiers

■ **INTERVENE (0-24%)**
■ **WATCH (25-49%)**
■ **REINFORCE (50-74%)**
■ **MODEL (75-100%)**

2013-2014   2014-2015   2015-2016   CITY RANK   PEER RANK

### OVERALL: 17% INTERVENE

A school's overall score represents its combined performance on the Achievement, Progress, Climate, and College & Career (for high schools only) domains.



56th  
out of 83

3rd  
out of 12

### Achievement: 4% Intervene

The Achievement domain measures performance on standardized assessments, including PSSA, Keystone Exams, ACCESS for ELLs, and reading assessments.



50th  
out of 79

7th  
out of 12

### Progress: 27% Watch

The Progress domain measures growth on standardized assessments and progress towards graduation (for high schools only).



43rd  
out of 83

2nd  
out of 12

### Climate: 20% Intervene

The Climate domain measures school climate and student and parent/guardian engagement.

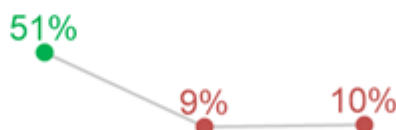


64th  
out of 84

5th  
out of 12

### College & Career: 10% Intervene

The College & Career domain measures college and career readiness and post-secondary outcomes.



59th  
out of 77

3rd  
out of 11

## Franklin Learning Center

School Code: 229  
Sector: District  
Address: 616 N. 15th St., 19130  
Phone/Fax: 215-684-5916 / 215-684-8969  
Website: [www.flc.phila.k12.pa.us](http://www.flc.phila.k12.pa.us)

Report Type: High School (9-12)  
Peer Group: 4  
Enrollment: 872  
Admissions Category: Special Admit  
Turnaround Model: N/A

### Performance Tiers

■ **INTERVENE (0-24%)**
■ **WATCH (25-49%)**
■ **REINFORCE (50-74%)**
■ **MODEL (75-100%)**

2013-2014   2014-2015   2015-2016   CITY RANK   PEER RANK

#### OVERALL: 36% WATCH

A school's overall score represents its combined performance on the Achievement, Progress, Climate, and College & Career (for high schools only) domains.

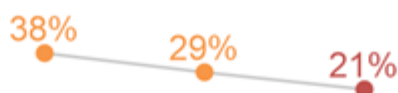


31st  
out of 83

9th  
out of 19

#### Achievement: 21% Intervene

The Achievement domain measures performance on standardized assessments, including PSSA, Keystone Exams, ACCESS for ELLs, and reading assessments.



19th  
out of 79

8th  
out of 19

#### Progress: 29% Watch

The Progress domain measures growth on standardized assessments and progress towards graduation (for high schools only).



39th  
out of 83

11th  
out of 19

#### Climate: 63% Reinforce

The Climate domain measures school climate and student and parent/guardian engagement.



35th  
out of 84

10th  
out of 20

#### College & Career: 46% Watch

The College & Career domain measures college and career readiness and post-secondary outcomes.



28th  
out of 77

9th  
out of 18

## Girard Academic Music Program

School Code: 241  
Sector: District  
Address: 2136 W. Ritner St., 19145  
Phone/Fax: 215-952-8589 / 215-952-6544  
Website: [www.philasd.org/schools/gamp](http://www.philasd.org/schools/gamp)

Report Type: High School (9-12)  
Peer Group: 5  
Enrollment: 235  
Admissions Category: Special Admit  
Turnaround Model: N/A

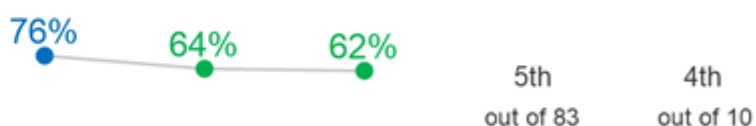
### Performance Tiers

■ **INTERVENE (0-24%)**
■ **WATCH (25-49%)**
■ **REINFORCE (50-74%)**
■ **MODEL (75-100%)**

2013-2014   2014-2015   2015-2016   CITY RANK   PEER RANK

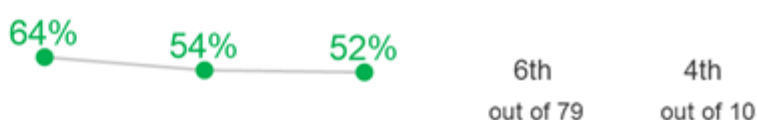
### OVERALL: 62% REINFORCE

A school's overall score represents its combined performance on the Achievement, Progress, Climate, and College & Career (for high schools only) domains.



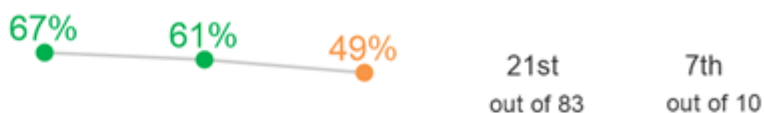
### Achievement: 52% Reinforce

The Achievement domain measures performance on standardized assessments, including PSSA, Keystone Exams, ACCESS for ELLs, and reading assessments.



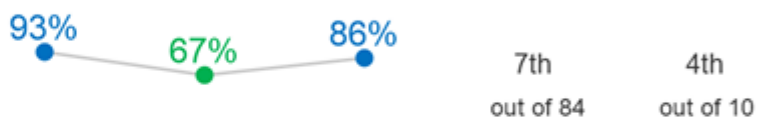
### Progress: 49% Watch

The Progress domain measures growth on standardized assessments and progress towards graduation (for high schools only).



### Climate: 86% Model

The Climate domain measures school climate and student and parent/guardian engagement.



### College & Career: 83% Model

The College & Career domain measures college and career readiness and post-secondary outcomes.



## Academy at Palumbo

School Code: 262  
Sector: District  
Address: 1100 Catharine St., 19147  
Phone/Fax: 215-351-7618 / 215-351-7685  
Website: [www.philasd.org/schools/palumbo](http://www.philasd.org/schools/palumbo)

Report Type: High School (9-12)  
Peer Group: 4  
Enrollment: 886  
Admissions Category: Special Admit  
Turnaround Model: N/A

### Performance Tiers

■ **INTERVENE (0-24%)**
■ **WATCH (25-49%)**
■ **REINFORCE (50-74%)**
■ **MODEL (75-100%)**

2013-2014   2014-2015   2015-2016   CITY RANK   PEER RANK

### OVERALL: 65% REINFORCE

A school's overall score represents its combined performance on the Achievement, Progress, Climate, and College & Career (for high schools only) domains.



4th  
out of 83

1st  
out of 19

### Achievement: 55% Reinforce

The Achievement domain measures performance on standardized assessments, including PSSA, Keystone Exams, ACCESS for ELLs, and reading assessments.

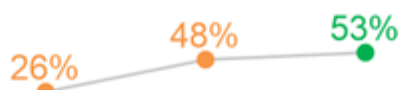


5th  
out of 79

2nd  
out of 19

### Progress: 53% Reinforce

The Progress domain measures growth on standardized assessments and progress towards graduation (for high schools only).



17th  
out of 83

3rd  
out of 19

### Climate: 93% Model

The Climate domain measures school climate and student and parent/guardian engagement.



1st  
out of 84

1st  
out of 20

### College & Career: 72% Reinforce

The College & Career domain measures college and career readiness and post-secondary outcomes.



6th  
out of 77

1st  
out of 18

## Science Leadership Academy

School Code: 265  
Sector: District  
Address: 55 N. 22nd St., 19103  
Phone/Fax: 215-979-5620 / 215-567-2809  
Website: [www.scienceleadership.org](http://www.scienceleadership.org)

Report Type: High School (9-12)  
Peer Group: 5  
Enrollment: 493  
Admissions Category: Special Admit  
Turnaround Model: N/A

### Performance Tiers

■ **INTERVENE (0-24%)**
■ **WATCH (25-49%)**
■ **REINFORCE (50-74%)**
■ **MODEL (75-100%)**

2013-2014   2014-2015   2015-2016   CITY RANK   PEER RANK

### OVERALL: 53% REINFORCE

A school's overall score represents its combined performance on the Achievement, Progress, Climate, and College & Career (for high schools only) domains.



18th  
out of 83

8th  
out of 10

### Achievement: 50% Reinforce

The Achievement domain measures performance on standardized assessments, including PSSA, Keystone Exams, ACCESS for ELLs, and reading assessments.

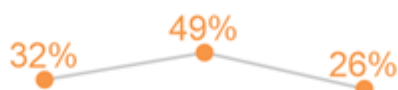


8th  
out of 79

6th  
out of 10

### Progress: 26% Watch

The Progress domain measures growth on standardized assessments and progress towards graduation (for high schools only).



45th  
out of 83

10th  
out of 10

### Climate: 87% Model

The Climate domain measures school climate and student and parent/guardian engagement.



5th  
out of 84

3rd  
out of 10

### College & Career: 80% Model

The College & Career domain measures college and career readiness and post-secondary outcomes.



4th  
out of 77

4th  
out of 9

# Constitution High School

School Code: 267  
Sector: District  
Address: 18 S. 7th St., 19106  
Phone/Fax: 215-351-7310 / 215-351-7694  
Website: [www.philasd.org/schools/constitution](http://www.philasd.org/schools/constitution)

Report Type: High School (9-12)  
Peer Group: 3  
Enrollment: 383  
Admissions Category: Citywide  
Turnaround Model: N/A

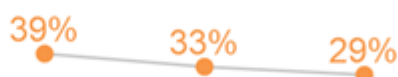
## Performance Tiers

■ **INTERVENE (0-24%)**
■ **WATCH (25-49%)**
■ **REINFORCE (50-74%)**
■ **MODEL (75-100%)**

2013-2014 2014-2015 2015-2016 CITY RANK PEER RANK

### OVERALL: 29% WATCH

A school's overall score represents its combined performance on the Achievement, Progress, Climate, and College & Career (for high schools only) domains.

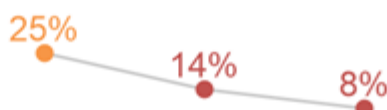


44th  
out of 83

15th  
out of 22

### Achievement: 8% Intervene

The Achievement domain measures performance on standardized assessments, including PSSA, Keystone Exams, ACCESS for ELLs, and reading assessments.



36th  
out of 79

11th  
out of 19

### Progress: 20% Intervene

The Progress domain measures growth on standardized assessments and progress towards graduation (for high schools only).



60th  
out of 83

19th  
out of 22

### Climate: 57% Reinforce

The Climate domain measures school climate and student and parent/guardian engagement.



38th  
out of 84

12th  
out of 21

### College & Career: 66% Reinforce

The College & Career domain measures college and career readiness and post-secondary outcomes.



11th  
out of 77

2nd  
out of 20



## The Science Leadership Academy at Beeber

School Code: 268  
Sector: District  
Address: 5925 Malvern Ave., 19131  
Phone/Fax: 215-581-2715 / 215-581-2109  
Website: slabeeber.org

Report Type: High School (9-11)  
Peer Group: 4  
Enrollment: 361  
Admissions Category: Special Admit  
Turnaround Model: N/A

### Performance Tiers

■ **INTERVENE (0-24%)**
■ **WATCH (25-49%)**
■ **REINFORCE (50-74%)**
■ **MODEL (75-100%)**

2013-2014   2014-2015   2015-2016   CITY RANK   PEER RANK

### OVERALL: 53% REINFORCE

A school's overall score represents its combined performance on the Achievement, Progress, Climate, and College & Career (for high schools only) domains.



### Achievement: 36% Watch

The Achievement domain measures performance on standardized assessments, including PSSA, Keystone Exams, ACCESS for ELLs, and reading assessments.



### Progress: 52% Reinforce

The Progress domain measures growth on standardized assessments and progress towards graduation (for high schools only).



### Climate: 81% Model

The Climate domain measures school climate and student and parent/guardian engagement.



### College & Career:

The College & Career domain measures college and career readiness and post-secondary outcomes.

\*Insufficient Data

## Overbrook High School

School Code: 402  
Sector: District  
Address: 5898 Lancaster Ave., 19131  
Phone/Fax: 215-581-5507 / 215-581-3406  
Website: [www.philasd.org/schools/overbrookhs](http://www.philasd.org/schools/overbrookhs)

Report Type: High School (9-12)  
Peer Group: 2  
Enrollment: 643  
Admissions Category: Neighborhood  
Turnaround Model: N/A

### Performance Tiers

■ **INTERVENE (0-24%)** ■ **WATCH (25-49%)** ■ **REINFORCE (50-74%)** ■ **MODEL (75-100%)**

2013-2014 2014-2015 2015-2016 CITY RANK PEER RANK

### OVERALL: 9% INTERVENE

A school's overall score represents its combined performance on the Achievement, Progress, Climate, and College & Career (for high schools only) domains.

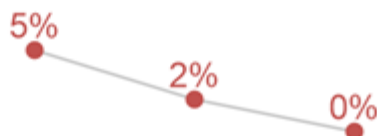


72nd  
out of 83

14th  
out of 20

### Achievement: 0% Intervene

The Achievement domain measures performance on standardized assessments, including PSSA, Keystone Exams, ACCESS for ELLs, and reading assessments.



77th  
out of 79

18th  
out of 20

### Progress: 19% Intervene

The Progress domain measures growth on standardized assessments and progress towards graduation (for high schools only).



62nd  
out of 83

12th  
out of 20

### Climate: 5% Intervene

The Climate domain measures school climate and student and parent/guardian engagement.

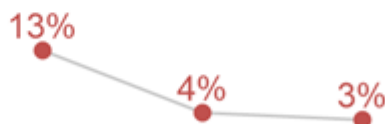


82nd  
out of 84

19th  
out of 21

### College & Career: 3% Intervene

The College & Career domain measures college and career readiness and post-secondary outcomes.



72nd  
out of 77

15th  
out of 19

# High School of Engineering and Science

School Code: 403  
Sector: District  
Address: 1600 W. Norris St., 19121  
Phone/Fax: 215-684-5079 / 215-684-5151  
Website: www.carver.phila.k12.pa.us

Report Type: High School (9-12)  
Peer Group: 4  
Enrollment: 760  
Admissions Category: Special Admit  
Turnaround Model: N/A

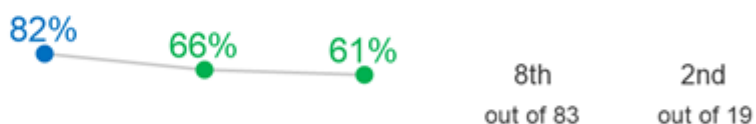
## Performance Tiers

■ **INTERVENE** (0-24%) ■ **WATCH** (25-49%) ■ **REINFORCE** (50-74%) ■ **MODEL** (75-100%)

2013-2014 2014-2015 2015-2016 CITY RANK PEER RANK

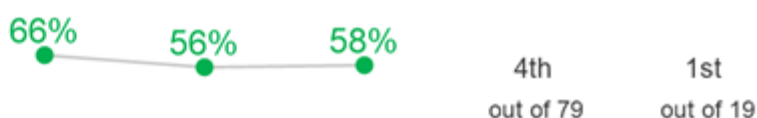
### OVERALL: 61% REINFORCE

A school's overall score represents its combined performance on the Achievement, Progress, Climate, and College & Career (for high schools only) domains.



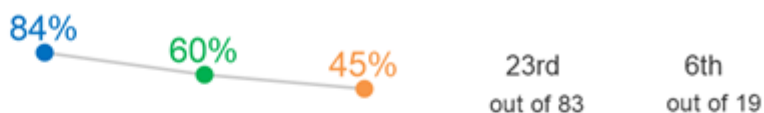
### Achievement: 58% Reinforce

The Achievement domain measures performance on standardized assessments, including PSSA, Keystone Exams, ACCESS for ELLs, and reading assessments.



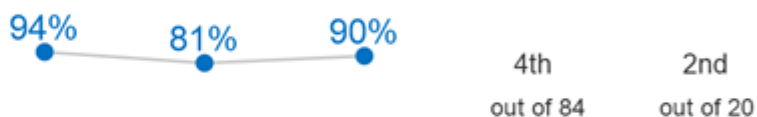
### Progress: 45% Watch

The Progress domain measures growth on standardized assessments and progress towards graduation (for high schools only).



### Climate: 90% Model

The Climate domain measures school climate and student and parent/guardian engagement.



### College & Career: 68% Reinforce

The College & Career domain measures college and career readiness and post-secondary outcomes.



# Murrell Dobbins Career and Technical High School

School Code: 406  
Sector: District  
Address: 2150 W. Lehigh Ave., 19132  
Phone/Fax: 215-227-4421 / 215-227-4944  
Website: [www.philasd.org/schools/dobbins](http://www.philasd.org/schools/dobbins)

Report Type: High School (9-12)  
Peer Group: 2  
Enrollment: 598  
Admissions Category: Citywide  
Turnaround Model: N/A

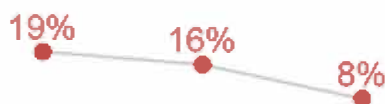
## Performance Tiers

■ **INTERVENE (0-24%)**
■ **WATCH (25-49%)**
■ **REINFORCE (50-74%)**
■ **MODEL (75-100%)**

2013-2014 2014-2015 2015-2016 CITY RANK PEER RANK

### OVERALL: 8% INTERVENE

A school's overall score represents its combined performance on the Achievement, Progress, Climate, and College & Career (for high schools only) domains.



73rd  
out of 83

15th  
out of 20

### Achievement: 0% Intervene

The Achievement domain measures performance on standardized assessments, including PSSA, Keystone Exams, ACCESS for ELLs, and reading assessments.



70th  
out of 79

13th  
out of 20

### Progress: 6% Intervene

The Progress domain measures growth on standardized assessments and progress towards graduation (for high schools only).

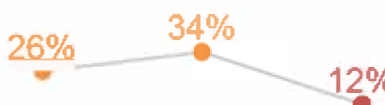


77th  
out of 83

19th  
out of 20

### Climate: 12% Intervene

The Climate domain measures school climate and student and parent/guardian engagement.



70th  
out of 84

14th  
out of 21

### College & Career: 29% Watch

The College & Career domain measures college and career readiness and post-secondary outcomes.



46th  
out of 77

9th  
out of 19

# Strawberry Mansion High School

School Code: 414  
Sector: District  
Address: 3133 Ridge Ave., 19121  
Phone/Fax: 215-684-5089 / 215-684-5380  
Website: [www.philasd.org/schools/strawberry](http://www.philasd.org/schools/strawberry)

Report Type: High School (9-12)  
Peer Group: 2  
Enrollment: 392  
Admissions Category: Neighborhood  
Turnaround Model: Promise Academy

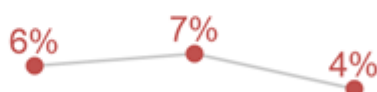
## Performance Tiers

■ **INTERVENE (0-24%)** ■ **WATCH (25-49%)** ■ **REINFORCE (50-74%)** ■ **MODEL (75-100%)**

2013-2014 2014-2015 2015-2016 CITY RANK PEER RANK

### OVERALL: 4% INTERVENE

A school's overall score represents its combined performance on the Achievement, Progress, Climate, and College & Career (for high schools only) domains.

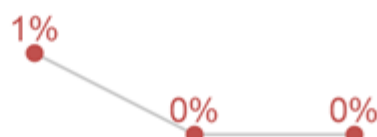


83rd  
out of 83

20th  
out of 20

### Achievement: 0% Intervene

The Achievement domain measures performance on standardized assessments, including PSSA, Keystone Exams, ACCESS for ELLs, and reading assessments.

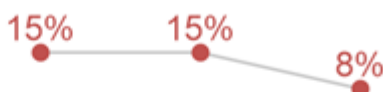


78th  
out of 79

19th  
out of 20

### Progress: 8% Intervene

The Progress domain measures growth on standardized assessments and progress towards graduation (for high schools only).

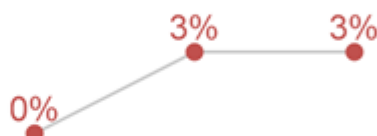


73rd  
out of 83

16th  
out of 20

### Climate: 3% Intervene

The Climate domain measures school climate and student and parent/guardian engagement.



84th  
out of 84

21st  
out of 21

### College & Career: 1% Intervene

The College & Career domain measures college and career readiness and post-secondary outcomes.



76th  
out of 77

19th  
out of 19



## 2015-2016 School Progress Report

### Thomas A. Edison High School

School Code: 502  
Sector: District  
Address: 151 W. Luzerne St., 19140  
Phone/Fax: 215-324-9599 / 215-329-5824  
Website: [www.philasd.org/schools/edison](http://www.philasd.org/schools/edison)

Report Type: High School (9-12)  
Peer Group: 1  
Enrollment: 1,254  
Admissions Category: Neighborhood  
Turnaround Model: Promise Academy

#### Performance Tiers

■ **INTERVENE (0-24%)** ■ **WATCH (25-49%)** ■ **REINFORCE (50-74%)** ■ **MODEL (75-100%)**

2013-2014 2014-2015 2015-2016 CITY RANK PEER RANK

#### OVERALL: 8% INTERVENE

A school's overall score represents its combined performance on the Achievement, Progress, Climate, and College & Career (for high schools only) domains.

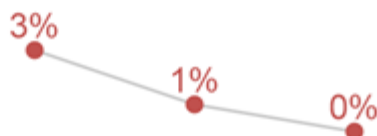


76th  
out of 83

10th  
out of 12

#### Achievement: 0% Intervene

The Achievement domain measures performance on standardized assessments, including PSSA, Keystone Exams, ACCESS for ELLs, and reading assessments.



72nd  
out of 79

12th  
out of 12

#### Progress: 15% Intervene

The Progress domain measures growth on standardized assessments and progress towards graduation (for high schools only).



68th  
out of 83

9th  
out of 12

#### Climate: 7% Intervene

The Climate domain measures school climate and student and parent/guardian engagement.

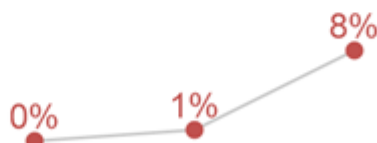


80th  
out of 84

11th  
out of 12

#### College & Career: 8% Intervene

The College & Career domain measures college and career readiness and post-secondary outcomes.



62nd  
out of 77

5th  
out of 11



# Philadelphia Military Academy

School Code: 505  
Sector: District  
Address: 2118 N. 13th St., 19122  
Phone/Fax: 215-684-5091 / 215-684-5507  
Website: [www.philasd.org/schools/pma](http://www.philasd.org/schools/pma)

Report Type: High School (9-12)  
Peer Group: 3  
Enrollment: 313  
Admissions Category: Citywide  
Turnaround Model: N/A

## Performance Tiers

■ **INTERVENE (0-24%)**
■ **WATCH (25-49%)**
■ **REINFORCE (50-74%)**
■ **MODEL (75-100%)**

2013-2014 2014-2015 2015-2016 CITY RANK PEER RANK

### OVERALL: 46% WATCH

A school's overall score represents its combined performance on the Achievement, Progress, Climate, and College & Career (for high schools only) domains.



21st  
out of 83

5th  
out of 22

### Achievement: 5% Intervene

The Achievement domain measures performance on standardized assessments, including PSSA, Keystone Exams, ACCESS for ELLs, and reading assessments.



44th  
out of 79

12th  
out of 19

### Progress: 65% Reinforce

The Progress domain measures growth on standardized assessments and progress towards graduation (for high schools only).



12th  
out of 83

5th  
out of 22

### Climate: 69% Reinforce

The Climate domain measures school climate and student and parent/guardian engagement.



24th  
out of 84

7th  
out of 21

### College & Career: 54% Reinforce

The College & Career domain measures college and career readiness and post-secondary outcomes.



22nd  
out of 77

6th  
out of 20

## 2015-2016 School Progress Report

### Jules E. Mastbaum Area Vocational Technical High School

School Code: 506  
Sector: District  
Address: 3116 Frankford Ave., 19134  
Phone/Fax: 215-291-4703 / 215-291-5657  
Website: [www.philasd.org/schools/mastbaum](http://www.philasd.org/schools/mastbaum)

Report Type: High School (9-12)  
Peer Group: 1  
Enrollment: 693  
Admissions Category: Citywide  
Turnaround Model: N/A

#### Performance Tiers

■ **INTERVENE (0-24%)** ■ **WATCH (25-49%)** ■ **REINFORCE (50-74%)** ■ **MODEL (75-100%)**

2013-2014 2014-2015 2015-2016 CITY RANK PEER RANK

#### OVERALL: 19% INTERVENE

A school's overall score represents its combined performance on the Achievement, Progress, Climate, and College & Career (for high schools only) domains.



53rd  
out of 83

2nd  
out of 12

#### Achievement: 6% Intervene

The Achievement domain measures performance on standardized assessments, including PSSA, Keystone Exams, ACCESS for ELLs, and reading assessments.



40th  
out of 79

2nd  
out of 12

#### Progress: 21% Intervene

The Progress domain measures growth on standardized assessments and progress towards graduation (for high schools only).



54th  
out of 83

3rd  
out of 12

#### Climate: 33% Watch

The Climate domain measures school climate and student and parent/guardian engagement.



56th  
out of 84

2nd  
out of 12

#### College & Career: 25% Watch

The College & Career domain measures college and career readiness and post-secondary outcomes.



48th  
out of 77

2nd  
out of 11

## Parkway Northwest High School

School Code: 507  
Sector: District  
Address: 6200 Crittenden St., 19138  
Phone/Fax: 215-400-3390 / 215-400-3391  
Website: [www.philasd.org/schools/parkwaynw](http://www.philasd.org/schools/parkwaynw)

Report Type: High School (9-12)  
Peer Group: 3  
Enrollment: 219  
Admissions Category: Special Admit  
Turnaround Model: N/A

### Performance Tiers

■ **INTERVENE (0-24%)**
■ **WATCH (25-49%)**
■ **REINFORCE (50-74%)**
■ **MODEL (75-100%)**

2013-2014   2014-2015   2015-2016   CITY RANK   PEER RANK

### OVERALL: 33% WATCH

A school's overall score represents its combined performance on the Achievement, Progress, Climate, and College & Career (for high schools only) domains.



35th  
out of 83

10th  
out of 22

### Achievement: 9% Intervene

The Achievement domain measures performance on standardized assessments, including PSSA, Keystone Exams, ACCESS for ELLs, and reading assessments.



34th  
out of 79

10th  
out of 19

### Progress: 35% Watch

The Progress domain measures growth on standardized assessments and progress towards graduation (for high schools only).



30th  
out of 83

9th  
out of 22

### Climate: 54% Reinforce

The Climate domain measures school climate and student and parent/guardian engagement.



41st  
out of 84

15th  
out of 21

### College & Career: 57% Reinforce

The College & Career domain measures college and career readiness and post-secondary outcomes.



16th  
out of 77

4th  
out of 20

# Parkway Center City High School

School Code: 508  
Sector: District  
Address: 540 N. 13th St., 19123  
Phone/Fax: 215-351-7095 / 215-351-7097  
Website: [www.philasd.org/schools/parkwaycc](http://www.philasd.org/schools/parkwaycc)

Report Type: High School (9-12)  
Peer Group: 3  
Enrollment: 556  
Admissions Category: Special Admit  
Turnaround Model: N/A

## Performance Tiers

■ **INTERVENE** (0-24%) ■ **WATCH** (25-49%) ■ **REINFORCE** (50-74%) ■ **MODEL** (75-100%)

2013-2014 2014-2015 2015-2016 CITY RANK PEER RANK

### OVERALL: 61% REINFORCE

A school's overall score represents its combined performance on the Achievement, Progress, Climate, and College & Career (for high schools only) domains.



7th  
out of 83

2nd  
out of 22

### Achievement: 29% Watch

The Achievement domain measures performance on standardized assessments, including PSSA, Keystone Exams, ACCESS for ELLs, and reading assessments.



15th  
out of 79

1st  
out of 19

### Progress: 75% Model

The Progress domain measures growth on standardized assessments and progress towards graduation (for high schools only).



9th  
out of 83

4th  
out of 22

### Climate: 86% Model

The Climate domain measures school climate and student and parent/guardian engagement.



6th  
out of 84

1st  
out of 21

### College & Career: 63% Reinforce

The College & Career domain measures college and career readiness and post-secondary outcomes.



13th  
out of 77

3rd  
out of 20

## Parkway West High School

School Code: 509  
Sector: District  
Address: 4725 Fairmount Ave., 19139  
Phone/Fax: 215-581-5510 / 215-581-5600  
Website: [www.philasd.org/schools/parkwaywest](http://www.philasd.org/schools/parkwaywest)

Report Type: High School (9-12)  
Peer Group: 3  
Enrollment: 291  
Admissions Category: Special Admit  
Turnaround Model: N/A

### Performance Tiers

■ **INTERVENE (0-24%)**
■ **WATCH (25-49%)**
■ **REINFORCE (50-74%)**
■ **MODEL (75-100%)**

2013-2014   2014-2015   2015-2016   CITY RANK   PEER RANK

### OVERALL: 32% WATCH

A school's overall score represents its combined performance on the Achievement, Progress, Climate, and College & Career (for high schools only) domains.



39th  
out of 83

11th  
out of 22

### Achievement: 9% Intervene

The Achievement domain measures performance on standardized assessments, including PSSA, Keystone Exams, ACCESS for ELLs, and reading assessments.

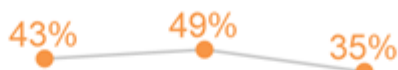


31st  
out of 79

7th  
out of 19

### Progress: 35% Watch

The Progress domain measures growth on standardized assessments and progress towards graduation (for high schools only).



31st  
out of 83

10th  
out of 22

### Climate: 50% Reinforce

The Climate domain measures school climate and student and parent/guardian engagement.



48th  
out of 84

18th  
out of 21

### College & Career: 50% Reinforce

The College & Career domain measures college and career readiness and post-secondary outcomes.



27th  
out of 77

9th  
out of 20

## 2015-2016 School Progress Report

### William W. Bodine High School

School Code: 515  
Sector: District  
Address: 1101 N. 4th St., 19123  
Phone/Fax: 215-351-7332 / 215-351-7370  
Website: [www.philasd.org/schools/bodine](http://www.philasd.org/schools/bodine)

Report Type: High School (9-12)  
Peer Group: 4  
Enrollment: 446  
Admissions Category: Special Admit  
Turnaround Model: N/A

#### Performance Tiers

■ **INTERVENE (0-24%)** ■ **WATCH (25-49%)** ■ **REINFORCE (50-74%)** ■ **MODEL (75-100%)**

2013-2014 2014-2015 2015-2016 CITY RANK PEER RANK

#### OVERALL: 50% REINFORCE

A school's overall score represents its combined performance on the Achievement, Progress, Climate, and College & Career (for high schools only) domains.

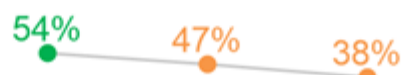


19th  
out of 83

5th  
out of 19

#### Achievement: 38% Watch

The Achievement domain measures performance on standardized assessments, including PSSA, Keystone Exams, ACCESS for ELLs, and reading assessments.



11th  
out of 79

4th  
out of 19

#### Progress: 43% Watch

The Progress domain measures growth on standardized assessments and progress towards graduation (for high schools only).



24th  
out of 83

7th  
out of 19

#### Climate: 73% Reinforce

The Climate domain measures school climate and student and parent/guardian engagement.



18th  
out of 84

4th  
out of 20

#### College & Career: 59% Reinforce

The College & Career domain measures college and career readiness and post-secondary outcomes.



15th  
out of 77

5th  
out of 18



# Penn Treaty High School

School Code: 516  
Sector: District  
Address: 600 E. Thompson St., 19125  
Phone/Fax: 215-291-4715 / 215-291-5172  
Website: [www.philasd.org/schools/penntreaty](http://www.philasd.org/schools/penntreaty)

Report Type: High School (9-12)  
Peer Group: 4  
Enrollment: 296  
Admissions Category: Neighborhood  
Turnaround Model: N/A

## Performance Tiers

■ **INTERVENE (0-24%)**
■ **WATCH (25-49%)**
■ **REINFORCE (50-74%)**
■ **MODEL (75-100%)**

2013-2014 2014-2015 2015-2016 CITY RANK PEER RANK

### OVERALL: 15% INTERVENE

A school's overall score represents its combined performance on the Achievement, Progress, Climate, and College & Career (for high schools only) domains.

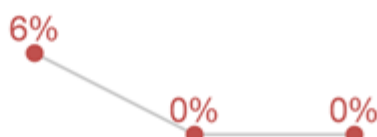


60th  
out of 83

16th  
out of 19

### Achievement: 0% Intervene

The Achievement domain measures performance on standardized assessments, including PSSA, Keystone Exams, ACCESS for ELLs, and reading assessments.



74th  
out of 79

19th  
out of 19

### Progress: 24% Intervene

The Progress domain measures growth on standardized assessments and progress towards graduation (for high schools only).



47th  
out of 83

12th  
out of 19

### Climate: 24% Intervene

The Climate domain measures school climate and student and parent/guardian engagement.



61st  
out of 84

17th  
out of 20

### College & Career: 7% Intervene

The College & Career domain measures college and career readiness and post-secondary outcomes.



65th  
out of 77

17th  
out of 18

## 2015-2016 School Progress Report

### Kensington International Business, Finance, and Entrepreneurship High School

School Code: 551

Sector: District

Address: 2501 Coral St., 19125

Phone/Fax: 215-291-5168 / 215-291-5708

Website: [www.philasd.org/schools/kensington-business](http://www.philasd.org/schools/kensington-business)

Report Type: High School (9-12)

Peer Group: 1

Enrollment: 365

Admissions Category: Neighborhood

Turnaround Model: N/A

#### Performance Tiers

■ **INTERVENE (0-24%)**

■ **WATCH (25-49%)**

■ **REINFORCE (50-74%)**

■ **MODEL (75-100%)**

2013-2014   2014-2015   2015-2016   CITY RANK   PEER RANK

#### OVERALL: 8% INTERVENE

A school's overall score represents its combined performance on the Achievement, Progress, Climate, and College & Career (for high schools only) domains.



75th  
out of 83

9th  
out of 12

#### Achievement: 0% Intervene

The Achievement domain measures performance on standardized assessments, including PSSA, Keystone Exams, ACCESS for ELLs, and reading assessments.



69th  
out of 79

11th  
out of 12

#### Progress: 11% Intervene

The Progress domain measures growth on standardized assessments and progress towards graduation (for high schools only).



71st  
out of 83

11th  
out of 12

#### Climate: 15% Intervene

The Climate domain measures school climate and student and parent/guardian engagement.

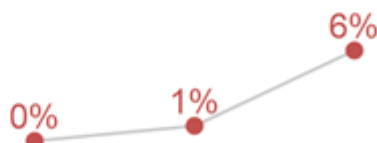


66th  
out of 84

6th  
out of 12

#### College & Career: 6% Intervene

The College & Career domain measures college and career readiness and post-secondary outcomes.



67th  
out of 77

8th  
out of 11

\*School was consolidated at the end of the 2015-2016 school year.

## 2015-2016 School Progress Report

### Kensington High School for Creative and Performing Arts

School Code: 552  
Sector: District  
Address: 1901 N. Front St., 19122  
Phone/Fax: 215-291-5010 / 215-291-6334  
Website: [kensingtoncapa.wix.com/kcapa](http://kensingtoncapa.wix.com/kcapa)

Report Type: High School (9-12)  
Peer Group: 1  
Enrollment: 508  
Admissions Category: Neighborhood  
Turnaround Model: N/A

#### Performance Tiers

■ **INTERVENE (0-24%)** ■ **WATCH (25-49%)** ■ **REINFORCE (50-74%)** ■ **MODEL (75-100%)**

2013-2014 2014-2015 2015-2016 CITY RANK PEER RANK

#### OVERALL: 15% INTERVENE

A school's overall score represents its combined performance on the Achievement, Progress, Climate, and College & Career (for high schools only) domains.



61st  
out of 83

4th  
out of 12

#### Achievement: 5% Intervene

The Achievement domain measures performance on standardized assessments, including PSSA, Keystone Exams, ACCESS for ELLs, and reading assessments.



43rd  
out of 79

3rd  
out of 12

#### Progress: 17% Intervene

The Progress domain measures growth on standardized assessments and progress towards graduation (for high schools only).

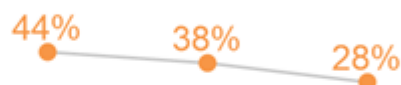


65th  
out of 83

7th  
out of 12

#### Climate: 28% Watch

The Climate domain measures school climate and student and parent/guardian engagement.



58th  
out of 84

4th  
out of 12

#### College & Career: 8% Intervene

The College & Career domain measures college and career readiness and post-secondary outcomes.



60th  
out of 77

4th  
out of 11

# Kensington Health Sciences Academy

School Code: 555

Sector: District

Address: 2463 Emerald St., 19125

Phone/Fax: 215-291-5185 / 215-291-6320

Website: www.philasd.org/schools/kensingtonhealthsciences

Report Type: High School (9-12)

Peer Group: 1

Enrollment: 442

Admissions Category: Neighborhood

Turnaround Model: N/A

## Performance Tiers

■ INTERVENE (0-24%)

■ WATCH (25-49%)

■ REINFORCE (50-74%)

■ MODEL (75-100%)

2013-2014 2014-2015 2015-2016 CITY RANK PEER RANK

### OVERALL: 14% INTERVENE

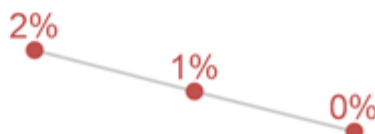
A school's overall score represents its combined performance on the Achievement, Progress, Climate, and College & Career (for high schools only) domains.


62nd  
out of 83

5th  
out of 12

### Achievement: 0% Intervene

The Achievement domain measures performance on standardized assessments, including PSSA, Keystone Exams, ACCESS for ELLs, and reading assessments.


64th  
out of 79

10th  
out of 12

### Progress: 16% Intervene

The Progress domain measures growth on standardized assessments and progress towards graduation (for high schools only).


67th  
out of 83

8th  
out of 12

### Climate: 33% Watch

The Climate domain measures school climate and student and parent/guardian engagement.


57th  
out of 84

3rd  
out of 12

### College & Career: 7% Intervene

The College & Career domain measures college and career readiness and post-secondary outcomes.


64th  
out of 77

7th  
out of 11

# Kensington Urban Education Academy

School Code: 560  
Sector: District  
Address: 2051 E. Cumberland St., 19125  
Phone/Fax: 215-291-5420 / 215-291-5427  
Website: [www.philasd.org/schools/kensington-urban](http://www.philasd.org/schools/kensington-urban)

Report Type: High School (9-12)  
Peer Group: 1  
Enrollment: 351  
Admissions Category: Neighborhood  
Turnaround Model: N/A

## Performance Tiers

■ **INTERVENE (0-24%)** ■ **WATCH (25-49%)** ■ **REINFORCE (50-74%)** ■ **MODEL (75-100%)**

2013-2014 2014-2015 2015-2016 CITY RANK PEER RANK

### OVERALL: 11% INTERVENE

A school's overall score represents its combined performance on the Achievement, Progress, Climate, and College & Career (for high schools only) domains.

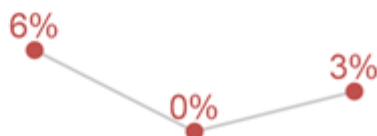


68th  
out of 83

8th  
out of 12

### Achievement: 3% Intervene

The Achievement domain measures performance on standardized assessments, including PSSA, Keystone Exams, ACCESS for ELLs, and reading assessments.



55th  
out of 79

9th  
out of 12

### Progress: 20% Intervene

The Progress domain measures growth on standardized assessments and progress towards graduation (for high schools only).



58th  
out of 83

5th  
out of 12

### Climate: 11% Intervene

The Climate domain measures school climate and student and parent/guardian engagement.

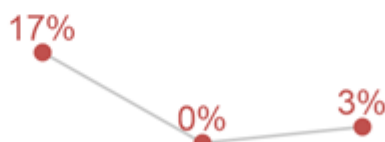


75th  
out of 84

10th  
out of 12

### College & Career: 3% Intervene

The College & Career domain measures college and career readiness and post-secondary outcomes.



71st  
out of 77

10th  
out of 11

## Building 21

School Code: 561  
 Sector: District  
 Address: 2000 N. 7th St., 19122  
 Phone/Fax: 215-684-2030 / 215-684-2172  
 Website: [www.philasd.org/schools/building21](http://www.philasd.org/schools/building21)

Report Type: High School (9-10)  
 Peer Group: 2  
 Enrollment: 293  
 Admissions Category: Citywide  
 Turnaround Model: N/A

### Performance Tiers

■ **INTERVENE (0-24%)**
■ **WATCH (25-49%)**
■ **REINFORCE (50-74%)**
■ **MODEL (75-100%)**

2013-2014   2014-2015   2015-2016   CITY RANK   PEER RANK

### OVERALL: 5% INTERVENE

A school's overall score represents its combined performance on the Achievement, Progress, Climate, and College & Career (for high schools only) domains.

5%

82nd  
out of 83

19th  
out of 20

### Achievement: 0% Intervene

The Achievement domain measures performance on standardized assessments, including PSSA, Keystone Exams, ACCESS for ELLs, and reading assessments.

0%

71st  
out of 79

14th  
out of 20

### Progress: 5% Intervene

The Progress domain measures growth on standardized assessments and progress towards graduation (for high schools only).

5%

81st  
out of 83

20th  
out of 20

### Climate: 12% Intervene

The Climate domain measures school climate and student and parent/guardian engagement.

12%

72nd  
out of 84

16th  
out of 21

### College & Career:

The College & Career domain measures college and career readiness and post-secondary outcomes.

\*Insufficient Data



## 2015-2016 School Progress Report

### The U School

School Code: 562  
Sector: District  
Address: 2000 N. 7th St., 19122  
Phone/Fax: 215-684-3266 / 215-684-2476  
Website: [www.philasd.org/schools/uschool](http://www.philasd.org/schools/uschool)

Report Type: High School (9-10)  
Peer Group: 2  
Enrollment: 166  
Admissions Category: Citywide  
Turnaround Model: N/A

### Performance Tiers

■ **INTERVENE (0-24%)** ■ **WATCH (25-49%)** ■ **REINFORCE (50-74%)** ■ **MODEL (75-100%)**

2013-2014 2014-2015 2015-2016 CITY RANK PEER RANK

### OVERALL:

A school's overall score represents its combined performance on the Achievement, Progress, Climate, and College & Career (for high schools only) domains.

\*Insufficient Data

### Achievement:

The Achievement domain measures performance on standardized assessments, including PSSA, Keystone Exams, ACCESS for ELLs, and reading assessments.

\*Insufficient Data

### Progress:

The Progress domain measures growth on standardized assessments and progress towards graduation (for high schools only).

\*Insufficient Data

### Climate: 22% Intervene

The Climate domain measures school climate and student and parent/guardian engagement.

22%  
●

63rd  
out of 84

11th  
out of 21

### College & Career:

The College & Career domain measures college and career readiness and post-secondary outcomes.

\*Insufficient Data

## The LINC

School Code: 566  
 Sector: District  
 Address: 122 W. Erie Ave., 19140  
 Phone/Fax: 215-291-5432 / 215-291-5449  
 Website: [www.philasd.org/schools/thelinc](http://www.philasd.org/schools/thelinc)

Report Type: High School (9-10)  
 Peer Group: 1  
 Enrollment: 205  
 Admissions Category: Citywide  
 Turnaround Model: N/A

### Performance Tiers

■ **INTERVENE (0-24%)**
■ **WATCH (25-49%)**
■ **REINFORCE (50-74%)**
■ **MODEL (75-100%)**

2013-2014   2014-2015   2015-2016   CITY RANK   PEER RANK

### OVERALL: 13% INTERVENE

A school's overall score represents its combined performance on the Achievement, Progress, Climate, and College & Career (for high schools only) domains.

13%

65th  
out of 83

6th  
out of 12

### Achievement: 4% Intervene

The Achievement domain measures performance on standardized assessments, including PSSA, Keystone Exams, ACCESS for ELLs, and reading assessments.

4%

48th  
out of 79

5th  
out of 12

### Progress: 21% Intervene

The Progress domain measures growth on standardized assessments and progress towards graduation (for high schools only).

21%

57th  
out of 83

4th  
out of 12

### Climate: 15% Intervene

The Climate domain measures school climate and student and parent/guardian engagement.

15%

68th  
out of 84

7th  
out of 12

### College & Career:

The College & Career domain measures college and career readiness and post-secondary outcomes.

\*Insufficient Data

# Central High School

School Code: 601  
Sector: District  
Address: 1700 W. Olney Ave., 19141  
Phone/Fax: 215-276-5262 / 215-276-4721  
Website: www.centralhigh.net

Report Type: High School (9-12)  
Peer Group: 5  
Enrollment: 2,244  
Admissions Category: Special Admit  
Turnaround Model: N/A

## Performance Tiers

■ **INTERVENE (0-24%)** ■ **WATCH (25-49%)** ■ **REINFORCE (50-74%)** ■ **MODEL (75-100%)**

2013-2014 2014-2015 2015-2016 CITY RANK PEER RANK

### OVERALL: 82% MODEL

A school's overall score represents its combined performance on the Achievement, Progress, Climate, and College & Career (for high schools only) domains.



2nd  
out of 83

2nd  
out of 10

### Achievement: 91% Model

The Achievement domain measures performance on standardized assessments, including PSSA, Keystone Exams, ACCESS for ELLs, and reading assessments.



2nd  
out of 79

2nd  
out of 10

### Progress: 68% Reinforce

The Progress domain measures growth on standardized assessments and progress towards graduation (for high schools only).



11th  
out of 83

3rd  
out of 10

### Climate: 91% Model

The Climate domain measures school climate and student and parent/guardian engagement.



3rd  
out of 84

2nd  
out of 10

### College & Career: 90% Model

The College & Career domain measures college and career readiness and post-secondary outcomes.



2nd  
out of 77

2nd  
out of 9

## 2015-2016 School Progress Report

### Roxborough High School

School Code: 603  
Sector: District  
Address: 6498 Ridge Ave., 19128  
Phone/Fax: 215-487-4464 / 215-487-4843  
Website: [www.philasd.org/schools/roxborough](http://www.philasd.org/schools/roxborough)

Report Type: High School (9-12)  
Peer Group: 2  
Enrollment: 574  
Admissions Category: Neighborhood  
Turnaround Model: N/A

#### Performance Tiers

■ **INTERVENE (0-24%)** ■ **WATCH (25-49%)** ■ **REINFORCE (50-74%)** ■ **MODEL (75-100%)**

2013-2014 2014-2015 2015-2016 CITY RANK PEER RANK

#### OVERALL: 18% INTERVENE

A school's overall score represents its combined performance on the Achievement, Progress, Climate, and College & Career (for high schools only) domains.



54th  
out of 83

9th  
out of 20

#### Achievement: 0% Intervene

The Achievement domain measures performance on standardized assessments, including PSSA, Keystone Exams, ACCESS for ELLs, and reading assessments.



76th  
out of 79

17th  
out of 20

#### Progress: 21% Intervene

The Progress domain measures growth on standardized assessments and progress towards graduation (for high schools only).



55th  
out of 83

11th  
out of 20

#### Climate: 40% Watch

The Climate domain measures school climate and student and parent/guardian engagement.

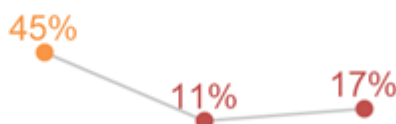


53rd  
out of 84

9th  
out of 21

#### College & Career: 17% Intervene

The College & Career domain measures college and career readiness and post-secondary outcomes.



55th  
out of 77

11th  
out of 19

## 2015-2016 School Progress Report

### Walter B. Saul High School

School Code: 604  
Sector: District  
Address: 7100 Henry Ave., 19128  
Phone/Fax: 215-487-4467 / 215-487-4844  
Website: [www.philasd.org/schools/saul](http://www.philasd.org/schools/saul)

Report Type: High School (9-12)  
Peer Group: 4  
Enrollment: 563  
Admissions Category: Special Admit  
Turnaround Model: N/A

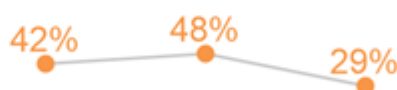
#### Performance Tiers

■ **INTERVENE (0-24%)** ■ **WATCH (25-49%)** ■ **REINFORCE (50-74%)** ■ **MODEL (75-100%)**

2013-2014 2014-2015 2015-2016 CITY RANK PEER RANK

#### OVERALL: 29% WATCH

A school's overall score represents its combined performance on the Achievement, Progress, Climate, and College & Career (for high schools only) domains.

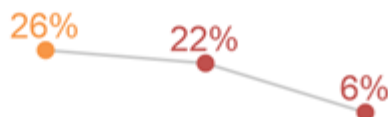


45th  
out of 83

14th  
out of 19

#### Achievement: 6% Intervene

The Achievement domain measures performance on standardized assessments, including PSSA, Keystone Exams, ACCESS for ELLs, and reading assessments.

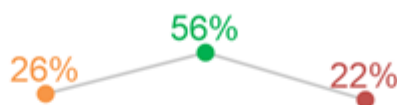


42nd  
out of 79

15th  
out of 19

#### Progress: 22% Intervene

The Progress domain measures growth on standardized assessments and progress towards graduation (for high schools only).



53rd  
out of 83

14th  
out of 19

#### Climate: 58% Reinforce

The Climate domain measures school climate and student and parent/guardian engagement.

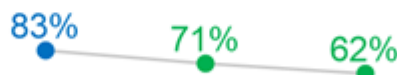


37th  
out of 84

12th  
out of 20

#### College & Career: 62% Reinforce

The College & Career domain measures college and career readiness and post-secondary outcomes.



14th  
out of 77

4th  
out of 18

# Philadelphia High School for Girls

School Code: 605  
Sector: District  
Address: 1400 W. Olney Ave., 19141  
Phone/Fax: 215-276-5258 / 215-276-5738  
Website: [www.philasd.org/schools/girlshigh](http://www.philasd.org/schools/girlshigh)

Report Type: High School (9-12)  
Peer Group: 4  
Enrollment: 1,160  
Admissions Category: Special Admit  
Turnaround Model: N/A

## Performance Tiers

■ **INTERVENE (0-24%)** ■ **WATCH (25-49%)** ■ **REINFORCE (50-74%)** ■ **MODEL (75-100%)**

2013-2014 2014-2015 2015-2016 CITY RANK PEER RANK

### OVERALL: 59% REINFORCE

A school's overall score represents its combined performance on the Achievement, Progress, Climate, and College & Career (for high schools only) domains.



12th  
out of 83

3rd  
out of 19

### Achievement: 47% Watch

The Achievement domain measures performance on standardized assessments, including PSSA, Keystone Exams, ACCESS for ELLs, and reading assessments.



10th  
out of 79

3rd  
out of 19

### Progress: 63% Reinforce

The Progress domain measures growth on standardized assessments and progress towards graduation (for high schools only).



14th  
out of 83

2nd  
out of 19

### Climate: 68% Reinforce

The Climate domain measures school climate and student and parent/guardian engagement.

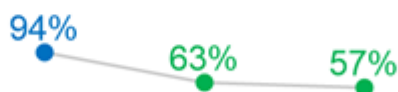


28th  
out of 84

7th  
out of 20

### College & Career: 57% Reinforce

The College & Career domain measures college and career readiness and post-secondary outcomes.



17th  
out of 77

6th  
out of 18



# Martin Luther King High School

School Code: 606  
 Sector: District  
 Address: 6100 Stenton Ave., 19138  
 Phone/Fax: 215-276-5253 / 215-276-5844  
 Website: [www.philasd.org/schools/mlking](http://www.philasd.org/schools/mlking)

Report Type: High School (9-12)  
 Peer Group: 2  
 Enrollment: 940  
 Admissions Category: Neighborhood  
 Turnaround Model: Promise Academy

## Performance Tiers

■ **INTERVENE (0-24%)**
■ **WATCH (25-49%)**
■ **REINFORCE (50-74%)**
■ **MODEL (75-100%)**

2013-2014 2014-2015 2015-2016 CITY RANK PEER RANK

### OVERALL: 10% INTERVENE

A school's overall score represents its combined performance on the Achievement, Progress, Climate, and College & Career (for high schools only) domains.

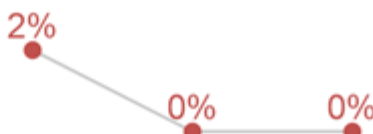


69th  
out of 83

12th  
out of 20

### Achievement: 0% Intervene

The Achievement domain measures performance on standardized assessments, including PSSA, Keystone Exams, ACCESS for ELLs, and reading assessments.



65th  
out of 79

10th  
out of 20

### Progress: 22% Intervene

The Progress domain measures growth on standardized assessments and progress towards graduation (for high schools only).



52nd  
out of 83

10th  
out of 20

### Climate: 7% Intervene

The Climate domain measures school climate and student and parent/guardian engagement.

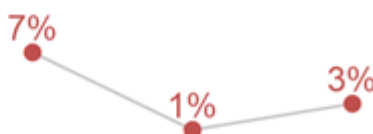


79th  
out of 84

18th  
out of 21

### College & Career: 3% Intervene

The College & Career domain measures college and career readiness and post-secondary outcomes.



73rd  
out of 77

16th  
out of 19

## A. Philip Randolph Career and Technical High School

School Code: 609  
Sector: District  
Address: 3101 Henry Ave., 19129  
Phone/Fax: 215-227-4407 / 215-227-8655  
Website: [www.philasd.org/schools/randolph](http://www.philasd.org/schools/randolph)

Report Type: High School (9-12)  
Peer Group: 2  
Enrollment: 561  
Admissions Category: Citywide  
Turnaround Model: N/A

### Performance Tiers

■ **INTERVENE (0-24%)** ■ **WATCH (25-49%)** ■ **REINFORCE (50-74%)** ■ **MODEL (75-100%)**

2013-2014 2014-2015 2015-2016 CITY RANK PEER RANK

### OVERALL: 23% INTERVENE

A school's overall score represents its combined performance on the Achievement, Progress, Climate, and College & Career (for high schools only) domains.

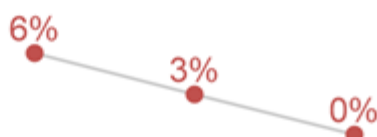


50th  
out of 83

7th  
out of 20

### Achievement: 0% Intervene

The Achievement domain measures performance on standardized assessments, including PSSA, Keystone Exams, ACCESS for ELLs, and reading assessments.



62nd  
out of 79

9th  
out of 20

### Progress: 28% Watch

The Progress domain measures growth on standardized assessments and progress towards graduation (for high schools only).



41st  
out of 83

6th  
out of 20

### Climate: 40% Watch

The Climate domain measures school climate and student and parent/guardian engagement.



52nd  
out of 84

8th  
out of 21

### College & Career: 40% Watch

The College & Career domain measures college and career readiness and post-secondary outcomes.



36th  
out of 77

4th  
out of 19

## Hill-Freedman World Academy

School Code: 646  
 Sector: District  
 Address: 1100 E. Mt. Pleasant Ave., 19150  
 Phone/Fax: 215-400-3530 / 215-400-3531  
 Website: [www.philasd.org/schools/hill-freedman](http://www.philasd.org/schools/hill-freedman)

Report Type: High School (9-11)  
 Peer Group: 3  
 Enrollment: 277  
 Admissions Category: Special Admit  
 Turnaround Model: N/A

### Performance Tiers

■ **INTERVENE (0-24%)** ■ **WATCH (25-49%)** ■ **REINFORCE (50-74%)** ■ **MODEL (75-100%)**

2013-2014 2014-2015 2015-2016 CITY RANK PEER RANK

### OVERALL: 41% WATCH

A school's overall score represents its combined performance on the Achievement, Progress, Climate, and College & Career (for high schools only) domains.



### Achievement: 26% Watch

The Achievement domain measures performance on standardized assessments, including PSSA, Keystone Exams, ACCESS for ELLs, and reading assessments.



### Progress: 33% Watch

The Progress domain measures growth on standardized assessments and progress towards graduation (for high schools only).



### Climate: 75% Model

The Climate domain measures school climate and student and parent/guardian engagement.



### College & Career:

The College & Career domain measures college and career readiness and post-secondary outcomes.

\*Insufficient Data

# Lankenau High School

School Code: 654  
Sector: District  
Address: 201 Spring Lane, 19128  
Phone/Fax: 215-487-4465 / 215-487-4879  
Website: [www.philasd.org/schools/lankenau](http://www.philasd.org/schools/lankenau)

Report Type: High School (9-12)  
Peer Group: 3  
Enrollment: 314  
Admissions Category: Special Admit  
Turnaround Model: N/A

## Performance Tiers

■ **INTERVENE (0-24%)** ■ **WATCH (25-49%)** ■ **REINFORCE (50-74%)** ■ **MODEL (75-100%)**

2013-2014 2014-2015 2015-2016 CITY RANK PEER RANK

### OVERALL: 35% WATCH

A school's overall score represents its combined performance on the Achievement, Progress, Climate, and College & Career (for high schools only) domains.

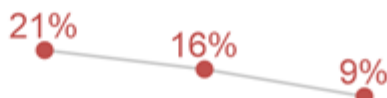


32nd  
out of 83

8th  
out of 22

### Achievement: 9% Intervene

The Achievement domain measures performance on standardized assessments, including PSSA, Keystone Exams, ACCESS for ELLs, and reading assessments.



33rd  
out of 79

9th  
out of 19

### Progress: 32% Watch

The Progress domain measures growth on standardized assessments and progress towards graduation (for high schools only).



35th  
out of 83

12th  
out of 22

### Climate: 69% Reinforce

The Climate domain measures school climate and student and parent/guardian engagement.

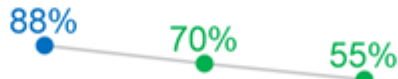


25th  
out of 84

8th  
out of 21

### College & Career: 55% Reinforce

The College & Career domain measures college and career readiness and post-secondary outcomes.



20th  
out of 77

5th  
out of 20

# Frankford High School

School Code: 701  
Sector: District  
Address: 5000 Oxford Ave., 19124  
Phone/Fax: 215-537-2519 / 215-537-2598  
Website: [www.philasd.org/schools/frankford](http://www.philasd.org/schools/frankford)

Report Type: High School (9-12)  
Peer Group: 1  
Enrollment: 1,131  
Admissions Category: Neighborhood  
Turnaround Model: N/A

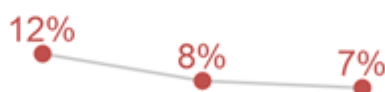
## Performance Tiers

■ **INTERVENE (0-24%)**
■ **WATCH (25-49%)**
■ **REINFORCE (50-74%)**
■ **MODEL (75-100%)**

2013-2014 2014-2015 2015-2016 CITY RANK PEER RANK

### OVERALL: 7% INTERVENE

A school's overall score represents its combined performance on the Achievement, Progress, Climate, and College & Career (for high schools only) domains.



80th  
out of 83

12th  
out of 12

### Achievement: 3% Intervene

The Achievement domain measures performance on standardized assessments, including PSSA, Keystone Exams, ACCESS for ELLs, and reading assessments.

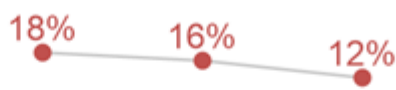


54th  
out of 79

8th  
out of 12

### Progress: 12% Intervene

The Progress domain measures growth on standardized assessments and progress towards graduation (for high schools only).

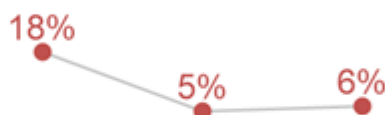


70th  
out of 83

10th  
out of 12

### Climate: 6% Intervene

The Climate domain measures school climate and student and parent/guardian engagement.

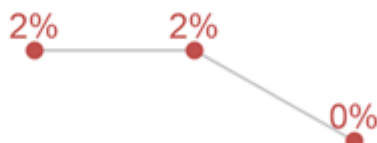


81st  
out of 84

12th  
out of 12

### College & Career: 0% Intervene

The College & Career domain measures college and career readiness and post-secondary outcomes.



77th  
out of 77

11th  
out of 11

# Samuel Fels High School

School Code: 712  
Sector: District  
Address: 5500 Langdon St., 19124  
Phone/Fax: 215-537-2516 / 215-537-2556  
Website: [www.philasd.org/schools/fels](http://www.philasd.org/schools/fels)

Report Type: High School (9-12)  
Peer Group: 1  
Enrollment: 994  
Admissions Category: Neighborhood  
Turnaround Model: N/A

## Performance Tiers

■ **INTERVENE (0-24%)**
■ **WATCH (25-49%)**
■ **REINFORCE (50-74%)**
■ **MODEL (75-100%)**

2013-2014 2014-2015 2015-2016 CITY RANK PEER RANK

### OVERALL: 12% INTERVENE

A school's overall score represents its combined performance on the Achievement, Progress, Climate, and College & Career (for high schools only) domains.



67th  
out of 83

7th  
out of 12

### Achievement: 4% Intervene

The Achievement domain measures performance on standardized assessments, including PSSA, Keystone Exams, ACCESS for ELLs, and reading assessments.



48th  
out of 79

5th  
out of 12

### Progress: 18% Intervene

The Progress domain measures growth on standardized assessments and progress towards graduation (for high schools only).



63rd  
out of 83

6th  
out of 12

### Climate: 14% Intervene

The Climate domain measures school climate and student and parent/guardian engagement.

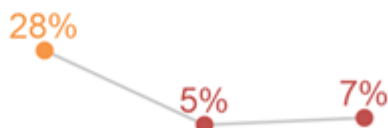


69th  
out of 84

8th  
out of 12

### College & Career: 7% Intervene

The College & Career domain measures college and career readiness and post-secondary outcomes.



63rd  
out of 77

6th  
out of 11



## 2015-2016 School Progress Report

### Abraham Lincoln High School

School Code: 801  
Sector: District  
Address: 3201 Ryan Ave., 19136  
Phone/Fax: 215-335-5653 / 215-335-5997  
Website: [www.philasd.org/schools/lincoln](http://www.philasd.org/schools/lincoln)

Report Type: High School (9-12)  
Peer Group: 4  
Enrollment: 1,534  
Admissions Category: Neighborhood  
Turnaround Model: N/A

#### Performance Tiers

■ **INTERVENE (0-24%)** ■ **WATCH (25-49%)** ■ **REINFORCE (50-74%)** ■ **MODEL (75-100%)**

2013-2014 2014-2015 2015-2016 CITY RANK PEER RANK

#### OVERALL: 13% INTERVENE

A school's overall score represents its combined performance on the Achievement, Progress, Climate, and College & Career (for high schools only) domains.



64th  
out of 83

17th  
out of 19

#### Achievement: 7% Intervene

The Achievement domain measures performance on standardized assessments, including PSSA, Keystone Exams, ACCESS for ELLs, and reading assessments.



39th  
out of 79

14th  
out of 19

#### Progress: 21% Intervene

The Progress domain measures growth on standardized assessments and progress towards graduation (for high schools only).



56th  
out of 83

15th  
out of 19

#### Climate: 12% Intervene

The Climate domain measures school climate and student and parent/guardian engagement.



74th  
out of 84

18th  
out of 20

#### College & Career: 8% Intervene

The College & Career domain measures college and career readiness and post-secondary outcomes.



61st  
out of 77

16th  
out of 18

# Northeast High School

School Code: 802  
Sector: District  
Address: 1601 Cottman Ave., 19111  
Phone/Fax: 215-728-5018 / 215-728-5004  
Website: www.nehs.phila.k12.pa.us

Report Type: High School (9-12)  
Peer Group: 4  
Enrollment: 3,144  
Admissions Category: Neighborhood  
Turnaround Model: N/A

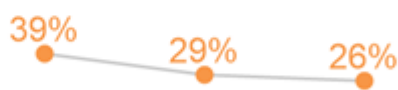
## Performance Tiers

■ **INTERVENE (0-24%)** ■ **WATCH (25-49%)** ■ **REINFORCE (50-74%)** ■ **MODEL (75-100%)**

2013-2014 2014-2015 2015-2016 CITY RANK PEER RANK

### OVERALL: 26% WATCH

A school's overall score represents its combined performance on the Achievement, Progress, Climate, and College & Career (for high schools only) domains.



47th  
out of 83

15th  
out of 19

### Achievement: 25% Watch

The Achievement domain measures performance on standardized assessments, including PSSA, Keystone Exams, ACCESS for ELLs, and reading assessments.

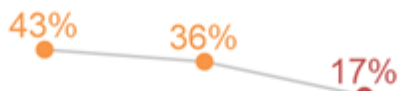


18th  
out of 79

7th  
out of 19

### Progress: 17% Intervene

The Progress domain measures growth on standardized assessments and progress towards graduation (for high schools only).



64th  
out of 83

17th  
out of 19

### Climate: 48% Watch

The Climate domain measures school climate and student and parent/guardian engagement.



50th  
out of 84

15th  
out of 20

### College & Career: 22% Intervene

The College & Career domain measures college and career readiness and post-secondary outcomes.



50th  
out of 77

13th  
out of 18

## George Washington High School

School Code: 803  
Sector: District  
Address: 10175 Bustleton Ave., 19116  
Phone/Fax: 215-961-2001 / 215-961-2545  
Website: [www.philasd.org/schools/gwhs](http://www.philasd.org/schools/gwhs)

Report Type: High School (9-12)  
Peer Group: 4  
Enrollment: 1,751  
Admissions Category: Neighborhood  
Turnaround Model: N/A

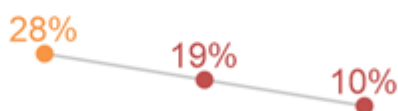
### Performance Tiers

■ **INTERVENE (0-24%)**
■ **WATCH (25-49%)**
■ **REINFORCE (50-74%)**
■ **MODEL (75-100%)**

2013-2014   2014-2015   2015-2016   CITY RANK   PEER RANK

### OVERALL: 10% INTERVENE

A school's overall score represents its combined performance on the Achievement, Progress, Climate, and College & Career (for high schools only) domains.



70th  
out of 83

18th  
out of 19

### Achievement: 13% Intervene

The Achievement domain measures performance on standardized assessments, including PSSA, Keystone Exams, ACCESS for ELLs, and reading assessments.

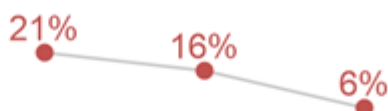


26th  
out of 79

11th  
out of 19

### Progress: 6% Intervene

The Progress domain measures growth on standardized assessments and progress towards graduation (for high schools only).

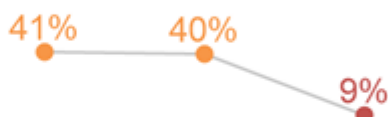


78th  
out of 83

18th  
out of 19

### Climate: 9% Intervene

The Climate domain measures school climate and student and parent/guardian engagement.

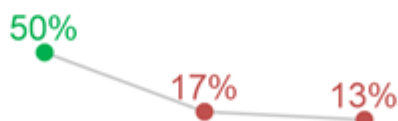


76th  
out of 84

19th  
out of 20

### College & Career: 13% Intervene

The College & Career domain measures college and career readiness and post-secondary outcomes.



57th  
out of 77

15th  
out of 18

## Arts Academy at Benjamin Rush

School Code: 804  
Sector: District  
Address: 11081 Knights Rd., 19154  
Phone/Fax: 215-281-2603 / 215-281-2674  
Website: rushartsonline.org

Report Type: High School (9-12)  
Peer Group: 5  
Enrollment: 613  
Admissions Category: Special Admit  
Turnaround Model: N/A

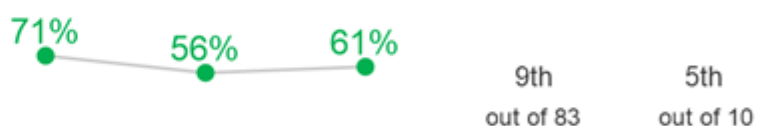
### Performance Tiers

■ **INTERVENE (0-24%)**
■ **WATCH (25-49%)**
■ **REINFORCE (50-74%)**
■ **MODEL (75-100%)**

2013-2014   2014-2015   2015-2016   CITY RANK   PEER RANK

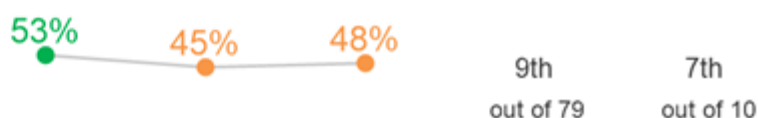
### OVERALL: 61% REINFORCE

A school's overall score represents its combined performance on the Achievement, Progress, Climate, and College & Career (for high schools only) domains.



### Achievement: 48% Watch

The Achievement domain measures performance on standardized assessments, including PSSA, Keystone Exams, ACCESS for ELLs, and reading assessments.



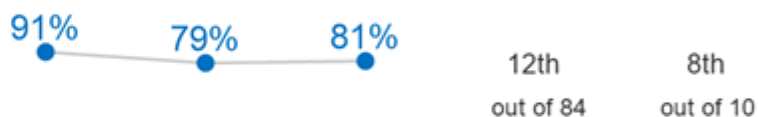
### Progress: 55% Reinforce

The Progress domain measures growth on standardized assessments and progress towards graduation (for high schools only).



### Climate: 81% Model

The Climate domain measures school climate and student and parent/guardian engagement.



### College & Career: 72% Reinforce

The College & Career domain measures college and career readiness and post-secondary outcomes.



# Swenson Arts and Technology High School

School Code: 809  
Sector: District  
Address: 2750 Red Lion Rd., 19114  
Phone/Fax: 215-961-2009 / 215-961-2081  
Website: [www.philasd.org/schools/swenson](http://www.philasd.org/schools/swenson)

Report Type: High School (9-12)  
Peer Group: 4  
Enrollment: 635  
Admissions Category: Citywide  
Turnaround Model: N/A

## Performance Tiers

■ **INTERVENE (0-24%)** ■ **WATCH (25-49%)** ■ **REINFORCE (50-74%)** ■ **MODEL (75-100%)**

2013-2014 2014-2015 2015-2016 CITY RANK PEER RANK

### OVERALL: 32% WATCH

A school's overall score represents its combined performance on the Achievement, Progress, Climate, and College & Career (for high schools only) domains.



38th  
out of 83

12th  
out of 19

### Achievement: 10% Intervene

The Achievement domain measures performance on standardized assessments, including PSSA, Keystone Exams, ACCESS for ELLs, and reading assessments.

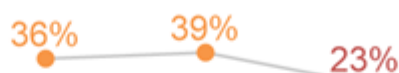


29th  
out of 79

12th  
out of 19

### Progress: 23% Intervene

The Progress domain measures growth on standardized assessments and progress towards graduation (for high schools only).



50th  
out of 83

13th  
out of 19

### Climate: 69% Reinforce

The Climate domain measures school climate and student and parent/guardian engagement.



26th  
out of 84

6th  
out of 20

### College & Career: 55% Reinforce

The College & Career domain measures college and career readiness and post-secondary outcomes.



21st  
out of 77

8th  
out of 18

## The Workshop School

School Code: 856  
Sector: District  
Address: 221 S. Hanson St., 19139  
Phone/Fax: 215-471-2960 / 215-471-2948  
Website: [www.workshopschool.org](http://www.workshopschool.org)

Report Type: High School (9-12)  
Peer Group: 3  
Enrollment: 203  
Admissions Category: Citywide  
Turnaround Model: N/A

### Performance Tiers

■ **INTERVENE (0-24%)**
■ **WATCH (25-49%)**
■ **REINFORCE (50-74%)**
■ **MODEL (75-100%)**

2013-2014   2014-2015   2015-2016   CITY RANK   PEER RANK

### OVERALL: 26% WATCH

A school's overall score represents its combined performance on the Achievement, Progress, Climate, and College & Career (for high schools only) domains.

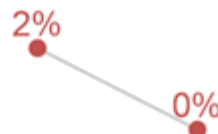


48th  
out of 83

17th  
out of 22

### Achievement: 0% Intervene

The Achievement domain measures performance on standardized assessments, including PSSA, Keystone Exams, ACCESS for ELLs, and reading assessments.



79th  
out of 79

19th  
out of 19

### Progress: 27% Watch

The Progress domain measures growth on standardized assessments and progress towards graduation (for high schools only).



42nd  
out of 83

15th  
out of 22

### Climate: 50% Reinforce

The Climate domain measures school climate and student and parent/guardian engagement.



47th  
out of 84

17th  
out of 21

### College & Career:

The College & Career domain measures college and career readiness and post-secondary outcomes.

\*Insufficient Data



# Community Academy of Philadelphia Charter School

School Code: W01  
Sector: Charter  
Address: 1100 E. Erie Ave., 19124  
Phone/Fax: 215-533-6700 / 215-533-6722  
Website: [www.communityacademy.org](http://www.communityacademy.org)

Report Type: High School (9-12)  
Peer Group: 3  
Enrollment: 567  
Admissions Category: Citywide  
Turnaround Model: N/A

## Performance Tiers

■ **INTERVENE (0-24%)**
■ **WATCH (25-49%)**
■ **REINFORCE (50-74%)**
■ **MODEL (75-100%)**

2013-2014   2014-2015   2015-2016   CITY RANK   PEER RANK

### OVERALL: 56% REINFORCE

A school's overall score represents its combined performance on the Achievement, Progress, Climate, and College & Career (for high schools only) domains.



13th  
out of 83

3rd  
out of 22

### Achievement: 10% Intervene

The Achievement domain measures performance on standardized assessments, including PSSA, Keystone Exams, ACCESS for ELLs, and reading assessments.



28th  
out of 79

5th  
out of 19

### Progress: 85% Model

The Progress domain measures growth on standardized assessments and progress towards graduation (for high schools only).



5th  
out of 83

2nd  
out of 22

### Climate: 72% Reinforce

The Climate domain measures school climate and student and parent/guardian engagement.



21st  
out of 84

5th  
out of 21

### College & Career: 40% Watch

The College & Career domain measures college and career readiness and post-secondary outcomes.



37th  
out of 77

13th  
out of 20

# World Communications Charter School

School Code: W03  
Sector: Charter  
Address: 512 S. Broad St., 19146  
Phone/Fax: 215-735-3198 / 215-735-3824  
Website: [www.worldcomcs.org](http://www.worldcomcs.org)

Report Type: High School (9-12)  
Peer Group: 3  
Enrollment: 389  
Admissions Category: Citywide  
Turnaround Model: N/A

## Performance Tiers

■ **INTERVENE (0-24%)** ■ **WATCH (25-49%)** ■ **REINFORCE (50-74%)** ■ **MODEL (75-100%)**

2013-2014 2014-2015 2015-2016 CITY RANK PEER RANK

### OVERALL: 16% INTERVENE

A school's overall score represents its combined performance on the Achievement, Progress, Climate, and College & Career (for high schools only) domains.



58th  
out of 83

20th  
out of 22

### Achievement: 0% Intervene

The Achievement domain measures performance on standardized assessments, including PSSA, Keystone Exams, ACCESS for ELLs, and reading assessments.



79th  
out of 79

19th  
out of 19

### Progress: 4% Intervene

The Progress domain measures growth on standardized assessments and progress towards graduation (for high schools only).



83rd  
out of 83

22nd  
out of 22

### Climate: 56% Reinforce

The Climate domain measures school climate and student and parent/guardian engagement.



40th  
out of 84

14th  
out of 21

### College & Career: 21% Intervene

The College & Career domain measures college and career readiness and post-secondary outcomes.



51st  
out of 77

17th  
out of 20

# Imhotep Institute Charter High School

School Code: W09  
Sector: Charter  
Address: 6201 N. 21st Street, 19138  
Phone/Fax: 215-438-4140 / 215-438-4160  
Website: [www.imhotepcharter.orgwebsite](http://www.imhotepcharter.orgwebsite)

Report Type: High School (9-12)  
Peer Group: 3  
Enrollment: 577  
Admissions Category: Citywide  
Turnaround Model: N/A

## Performance Tiers

■ **INTERVENE (0-24%)** ■ **WATCH (25-49%)** ■ **REINFORCE (50-74%)** ■ **MODEL (75-100%)**

2013-2014 2014-2015 2015-2016 CITY RANK PEER RANK

### OVERALL: 31% WATCH

A school's overall score represents its combined performance on the Achievement, Progress, Climate, and College & Career (for high schools only) domains.

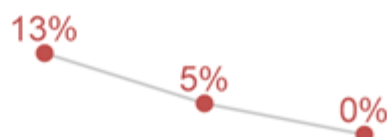


40th  
out of 83

12th  
out of 22

### Achievement: 0% Intervene

The Achievement domain measures performance on standardized assessments, including PSSA, Keystone Exams, ACCESS for ELLs, and reading assessments.



79th  
out of 79

19th  
out of 19

### Progress: 37% Watch

The Progress domain measures growth on standardized assessments and progress towards graduation (for high schools only).



28th  
out of 83

7th  
out of 22

### Climate: 70% Reinforce

The Climate domain measures school climate and student and parent/guardian engagement.

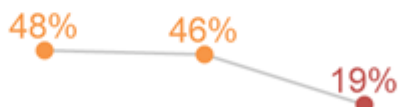


23rd  
out of 84

6th  
out of 21

### College & Career: 19% Intervene

The College & Career domain measures college and career readiness and post-secondary outcomes.



53rd  
out of 77

18th  
out of 20

# Multi-Cultural Academy Charter School

School Code: W12  
Sector: Charter  
Address: 3821 N. Broad St., 19140  
Phone/Fax: 215-227-0513 / 215-227-0415  
Website: www.macs.k12.pa.us

Report Type: High School (9-12)  
Peer Group: 3  
Enrollment: 253  
Admissions Category: Citywide  
Turnaround Model: N/A

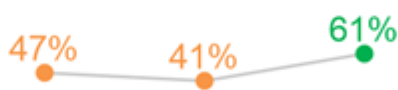
## Performance Tiers

■ **INTERVENE** (0-24%) ■ **WATCH** (25-49%) ■ **REINFORCE** (50-74%) ■ **MODEL** (75-100%)

2013-2014 2014-2015 2015-2016 CITY RANK PEER RANK

### OVERALL: 61% REINFORCE

A school's overall score represents its combined performance on the Achievement, Progress, Climate, and College & Career (for high schools only) domains.

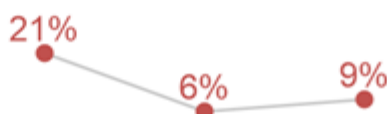


6th  
out of 83

1st  
out of 22

### Achievement: 9% Intervene

The Achievement domain measures performance on standardized assessments, including PSSA, Keystone Exams, ACCESS for ELLs, and reading assessments.



30th  
out of 79

6th  
out of 19

### Progress: 94% Model

The Progress domain measures growth on standardized assessments and progress towards graduation (for high schools only).



3rd  
out of 83

1st  
out of 22

### Climate: 84% Model

The Climate domain measures school climate and student and parent/guardian engagement.



9th  
out of 84

2nd  
out of 21

### College & Career: 69% Reinforce

The College & Career domain measures college and career readiness and post-secondary outcomes.



9th  
out of 77

1st  
out of 20

## 2015-2016 School Progress Report

### Preparatory Charter School of Mathematics, Science, Technology and Careers

School Code: W13  
Sector: Charter  
Address: 1928 Point Breeze Ave., 19145  
Phone/Fax: 215-334-6144 / 215-334-6147  
Website: [www.theprepcharterschool.org](http://www.theprepcharterschool.org)

Report Type: High School (9-12)  
Peer Group: 4  
Enrollment: 607  
Admissions Category: Citywide  
Turnaround Model: N/A

#### Performance Tiers

■ **INTERVENE (0-24%)** ■ **WATCH (25-49%)** ■ **REINFORCE (50-74%)** ■ **MODEL (75-100%)**

2013-2014 2014-2015 2015-2016 CITY RANK PEER RANK

#### OVERALL:

A school's overall score represents its combined performance on the Achievement, Progress, Climate, and College & Career (for high schools only) domains.



\*Insufficient Data

#### Achievement:

The Achievement domain measures performance on standardized assessments, including PSSA, Keystone Exams, ACCESS for ELLs, and reading assessments.



\*Insufficient Data

#### Progress:

The Progress domain measures growth on standardized assessments and progress towards graduation (for high schools only).



\*Insufficient Data

#### Climate: 54% Reinforce

The Climate domain measures school climate and student and parent/guardian engagement.



42nd  
out of 84

13th  
out of 20

#### College & Career: 55% Reinforce

The College & Career domain measures college and career readiness and post-secondary outcomes.



18th  
out of 77

7th  
out of 18

# Architecture and Design Charter School

School Code: W17  
Sector: Charter  
Address: 105 S. 7th St., 19106  
Phone/Fax: 215-351-2900 / 215-351-9458  
Website: www.chadphila.org

Report Type: High School (9-12)  
Peer Group: 3  
Enrollment: 534  
Admissions Category: Citywide  
Turnaround Model: N/A

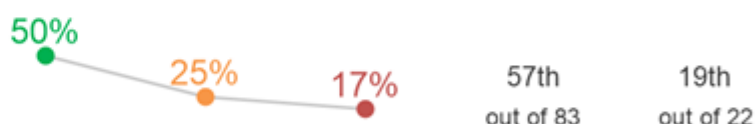
## Performance Tiers

■ **INTERVENE (0-24%)**
■ **WATCH (25-49%)**
■ **REINFORCE (50-74%)**
■ **MODEL (75-100%)**

2013-2014 2014-2015 2015-2016 CITY RANK PEER RANK

### OVERALL: 17% INTERVENE

A school's overall score represents its combined performance on the Achievement, Progress, Climate, and College & Career (for high schools only) domains.



### Achievement: 1% Intervene

The Achievement domain measures performance on standardized assessments, including PSSA, Keystone Exams, ACCESS for ELLs, and reading assessments.



### Progress: 20% Intervene

The Progress domain measures growth on standardized assessments and progress towards graduation (for high schools only).



### Climate: 23% Intervene

The Climate domain measures school climate and student and parent/guardian engagement.



### College & Career: 40% Watch

The College & Career domain measures college and career readiness and post-secondary outcomes.





## Freire Charter School

School Code: W18  
Sector: Charter  
Address: 2027 Chestnut St., 19103  
Phone/Fax: 215-557-8555 / 215-557-9051  
Website: [www.freirecharterschool.org](http://www.freirecharterschool.org)

Report Type: High School (9-12)  
Peer Group: 3  
Enrollment: 503  
Admissions Category: Citywide  
Turnaround Model: N/A

### Performance Tiers

■ **INTERVENE (0-24%)**
■ **WATCH (25-49%)**
■ **REINFORCE (50-74%)**
■ **MODEL (75-100%)**

2013-2014   2014-2015   2015-2016   CITY RANK   PEER RANK

### OVERALL: 54% REINFORCE

A school's overall score represents its combined performance on the Achievement, Progress, Climate, and College & Career (for high schools only) domains.

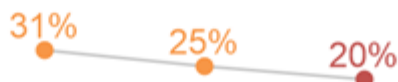


16th  
out of 83

4th  
out of 22

### Achievement: 20% Intervene

The Achievement domain measures performance on standardized assessments, including PSSA, Keystone Exams, ACCESS for ELLs, and reading assessments.



20th  
out of 79

3rd  
out of 19

### Progress: 82% Model

The Progress domain measures growth on standardized assessments and progress towards graduation (for high schools only).



6th  
out of 83

3rd  
out of 22

### Climate: 64% Reinforce

The Climate domain measures school climate and student and parent/guardian engagement.



34th  
out of 84

11th  
out of 21

### College & Career: 28% Watch

The College & Career domain measures college and career readiness and post-secondary outcomes.



47th  
out of 77

16th  
out of 20

# Math, Civics and Sciences Charter School

School Code: W21  
Sector: Charter  
Address: 447 N. Broad St., 19123  
Phone/Fax: 215-923-4880 / 215-923-4859  
Website: www.mcscs.org

Report Type: High School (9-12)  
Peer Group: 3  
Enrollment: 295  
Admissions Category: Citywide  
Turnaround Model: N/A

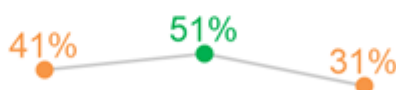
## Performance Tiers

■ **INTERVENE (0-24%)** ■ **WATCH (25-49%)** ■ **REINFORCE (50-74%)** ■ **MODEL (75-100%)**

2013-2014 2014-2015 2015-2016 CITY RANK PEER RANK

### OVERALL: 31% WATCH

A school's overall score represents its combined performance on the Achievement, Progress, Climate, and College & Career (for high schools only) domains.



41st  
out of 83

13th  
out of 22

### Achievement: 0% Intervene

The Achievement domain measures performance on standardized assessments, including PSSA, Keystone Exams, ACCESS for ELLs, and reading assessments.

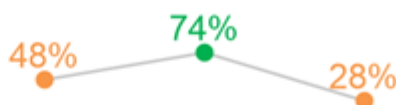


63rd  
out of 79

17th  
out of 19

### Progress: 28% Watch

The Progress domain measures growth on standardized assessments and progress towards graduation (for high schools only).



40th  
out of 83

14th  
out of 22

### Climate: 69% Reinforce

The Climate domain measures school climate and student and parent/guardian engagement.

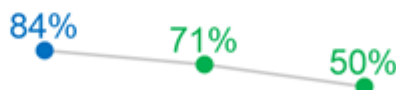


27th  
out of 84

9th  
out of 21

### College & Career: 50% Reinforce

The College & Career domain measures college and career readiness and post-secondary outcomes.



25th  
out of 77

7th  
out of 20

# Philadelphia Academy Charter School

School Code: W22  
Sector: Charter  
Address: 11000 Roosevelt Blvd., 19116  
Phone/Fax: 215-676-8320 / 215-676-8340  
Website: philadelphiaacademy.org

Report Type: High School (9-12)  
Peer Group: 5  
Enrollment: 457  
Admissions Category: Citywide  
Turnaround Model: N/A

## Performance Tiers

■ **INTERVENE (0-24%)** ■ **WATCH (25-49%)** ■ **REINFORCE (50-74%)** ■ **MODEL (75-100%)**

2013-2014 2014-2015 2015-2016 CITY RANK PEER RANK

### OVERALL: 41% WATCH

A school's overall score represents its combined performance on the Achievement, Progress, Climate, and College & Career (for high schools only) domains.



### Achievement: 28% Watch

The Achievement domain measures performance on standardized assessments, including PSSA, Keystone Exams, ACCESS for ELLs, and reading assessments.



### Progress: 33% Watch

The Progress domain measures growth on standardized assessments and progress towards graduation (for high schools only).



### Climate: 72% Reinforce

The Climate domain measures school climate and student and parent/guardian engagement.



### College & Career: 42% Watch

The College & Career domain measures college and career readiness and post-secondary outcomes.



# Mastery Charter School at Hardy Williams

School Code: W23

Sector: Charter

Address: 5400 Warrington St., 19143

Phone/Fax: 215-724-2343 / 215-724-2374

Website: [www.masterycharter.org/schools/hardy-williams](http://www.masterycharter.org/schools/hardy-williams)  
-campus

Report Type: High School (9-12)

Peer Group: 3

Enrollment: 363

Admissions Category: Citywide With Criteria

Turnaround Model: N/A

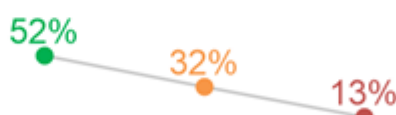
## Performance Tiers

**INTERVENE (0-24%)**
**WATCH (25-49%)**
**REINFORCE (50-74%)**
**MODEL (75-100%)**

2013-2014 2014-2015 2015-2016 CITY RANK PEER RANK

### OVERALL: 13% INTERVENE

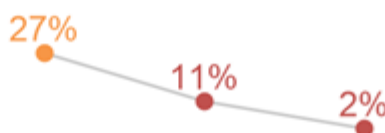
A school's overall score represents its combined performance on the Achievement, Progress, Climate, and College & Career (for high schools only) domains.


66th  
out of 83

22nd  
out of 22

### Achievement: 2% Intervene

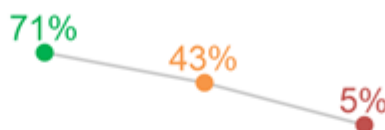
The Achievement domain measures performance on standardized assessments, including PSSA, Keystone Exams, ACCESS for ELLs, and reading assessments.


57th  
out of 79

15th  
out of 19

### Progress: 5% Intervene

The Progress domain measures growth on standardized assessments and progress towards graduation (for high schools only).


80th  
out of 83

20th  
out of 22

### Climate: 35% Watch

The Climate domain measures school climate and student and parent/guardian engagement.


55th  
out of 84

19th  
out of 21

### College & Career: 18% Intervene

The College & Career domain measures college and career readiness and post-secondary outcomes.


54th  
out of 77

19th  
out of 20

## 2015-2016 School Progress Report

### Mathematics, Science, and Technology Community Charter School (MaST)

School Code: W28  
Sector: Charter  
Address: 1800 Byberry Rd., 19116  
Phone/Fax: 267-348-1100 / 267-348-1217  
Website: [www.mastccs.org](http://www.mastccs.org)

Report Type: High School (9-12)  
Peer Group: 5  
Enrollment: 414  
Admissions Category: Citywide  
Turnaround Model: N/A

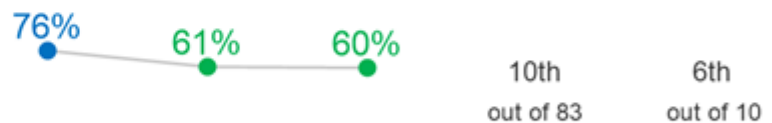
#### Performance Tiers

■ **INTERVENE (0-24%)** ■ **WATCH (25-49%)** ■ **REINFORCE (50-74%)** ■ **MODEL (75-100%)**

2013-2014 2014-2015 2015-2016 CITY RANK PEER RANK

#### OVERALL: 60% REINFORCE

A school's overall score represents its combined performance on the Achievement, Progress, Climate, and College & Career (for high schools only) domains.



#### Achievement: 51% Reinforce

The Achievement domain measures performance on standardized assessments, including PSSA, Keystone Exams, ACCESS for ELLs, and reading assessments.



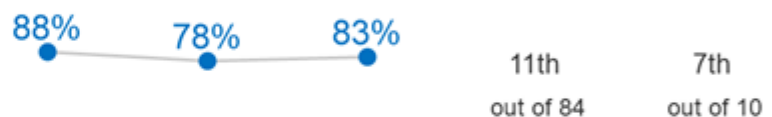
#### Progress: 51% Reinforce

The Progress domain measures growth on standardized assessments and progress towards graduation (for high schools only).



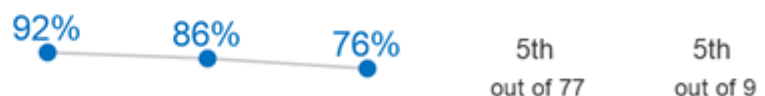
#### Climate: 83% Model

The Climate domain measures school climate and student and parent/guardian engagement.



#### College & Career: 76% Model

The College & Career domain measures college and career readiness and post-secondary outcomes.



# Franklin Towne Charter High School

School Code: W31  
Sector: Charter  
Address: 5301 Tacony St. Box 310, 19137  
Phone/Fax: 215-289-5000 / 215-535-8910  
Website: www.franklintowne.org

Report Type: High School (9-12)  
Peer Group: 5  
Enrollment: 1,198  
Admissions Category: Citywide With Criteria  
Turnaround Model: N/A

## Performance Tiers

■ **INTERVENE (0-24%)** ■ **WATCH (25-49%)** ■ **REINFORCE (50-74%)** ■ **MODEL (75-100%)**

2013-2014 2014-2015 2015-2016 CITY RANK PEER RANK

### OVERALL: 83% MODEL

A school's overall score represents its combined performance on the Achievement, Progress, Climate, and College & Career (for high schools only) domains.



### Achievement: 68% Reinforce

The Achievement domain measures performance on standardized assessments, including PSSA, Keystone Exams, ACCESS for ELLs, and reading assessments.



### Progress: 100% Model

The Progress domain measures growth on standardized assessments and progress towards graduation (for high schools only).



### Climate: 86% Model

The Climate domain measures school climate and student and parent/guardian engagement.



### College & Career: 64% Reinforce

The College & Career domain measures college and career readiness and post-secondary outcomes.





# Mariana Bracetti Academy Charter School

School Code: W32  
Sector: Charter  
Address: 1840 Torresdale Ave., 19124  
Phone/Fax: 215-291-4436 / 215-291-4985  
Website: www.mbacs.org

Report Type: High School (9-12)  
Peer Group: 1  
Enrollment: 614  
Admissions Category: Citywide  
Turnaround Model: N/A

## Performance Tiers

■ **INTERVENE (0-24%)** ■ **WATCH (25-49%)** ■ **REINFORCE (50-74%)** ■ **MODEL (75-100%)**

2013-2014 2014-2015 2015-2016 CITY RANK PEER RANK

### OVERALL: 54% REINFORCE

A school's overall score represents its combined performance on the Achievement, Progress, Climate, and College & Career (for high schools only) domains.



### Achievement: 16% Intervene

The Achievement domain measures performance on standardized assessments, including PSSA, Keystone Exams, ACCESS for ELLs, and reading assessments.



### Progress: 96% Model

The Progress domain measures growth on standardized assessments and progress towards graduation (for high schools only).



### Climate: 53% Reinforce

The Climate domain measures school climate and student and parent/guardian engagement.



### College & Career: 33% Watch

The College & Career domain measures college and career readiness and post-secondary outcomes.



# Esperanza Academy Charter School

School Code: W33  
Sector: Charter  
Address: 301 W. Hunting Park Ave., 19140  
Phone/Fax: 215-457-3667 / 215-457-4381  
Website: www.neacademy.net

Report Type: High School (9-12)  
Peer Group: 3  
Enrollment: 776  
Admissions Category: Citywide  
Turnaround Model: N/A

## Performance Tiers

■ **INTERVENE (0-24%)** ■ **WATCH (25-49%)** ■ **REINFORCE (50-74%)** ■ **MODEL (75-100%)**

2013-2014 2014-2015 2015-2016 CITY RANK PEER RANK

### OVERALL: 38% WATCH

A school's overall score represents its combined performance on the Achievement, Progress, Climate, and College & Career (for high schools only) domains.

36% 38%

28th  
out of 83

7th  
out of 22

### Achievement: 5% Intervene

The Achievement domain measures performance on standardized assessments, including PSSA, Keystone Exams, ACCESS for ELLs, and reading assessments.

8% 5%

46th  
out of 79

13th  
out of 19

### Progress: 54% Reinforce

The Progress domain measures growth on standardized assessments and progress towards graduation (for high schools only).

43% 54%

16th  
out of 83

6th  
out of 22

### Climate: 52% Reinforce

The Climate domain measures school climate and student and parent/guardian engagement.

53% 52%

45th  
out of 84

16th  
out of 21

### College & Career: 44% Watch

The College & Career domain measures college and career readiness and post-secondary outcomes.

41% 44%

31st  
out of 77

11th  
out of 20

## New Foundations Charter School

School Code: W34  
Sector: Charter  
Address: 8001 Torresdale Ave., 19136  
Phone/Fax: 215-624-8100 / 215-624-0600  
Website: [www.nfcsonline.org](http://www.nfcsonline.org)

Report Type: High School (9-12)  
Peer Group: 5  
Enrollment: 746  
Admissions Category: Citywide With Criteria  
Turnaround Model: N/A

### Performance Tiers

■ **INTERVENE (0-24%)**
■ **WATCH (25-49%)**
■ **REINFORCE (50-74%)**
■ **MODEL (75-100%)**

2013-2014   2014-2015   2015-2016   CITY RANK   PEER RANK

### OVERALL: 59% REINFORCE

A school's overall score represents its combined performance on the Achievement, Progress, Climate, and College & Career (for high schools only) domains.

60% — 59%

11th  
out of 83

7th  
out of 10

### Achievement: 33% Watch

The Achievement domain measures performance on standardized assessments, including PSSA, Keystone Exams, ACCESS for ELLs, and reading assessments.

36% — 33%

14th  
out of 79

8th  
out of 10

### Progress: 72% Reinforce

The Progress domain measures growth on standardized assessments and progress towards graduation (for high schools only).

74% — 72%

10th  
out of 83

2nd  
out of 10

### Climate: 74% Reinforce

The Climate domain measures school climate and student and parent/guardian engagement.

74% — 74%

17th  
out of 84

9th  
out of 10

### College & Career: 53% Reinforce

The College & Career domain measures college and career readiness and post-secondary outcomes.

55% — 53%

23rd  
out of 77

8th  
out of 9

## 2015-2016 School Progress Report

### Philadelphia Performing Arts: A String Theory Charter School

School Code: W36  
Sector: Charter  
Address: 2600 S. Broad St., 19145  
Phone/Fax: 215-551-4000 / 215-551-1113  
Website: www.ppacs.net

Report Type: High School (9-11)  
Peer Group: 5  
Enrollment: 550  
Admissions Category: Citywide With Criteria  
Turnaround Model: N/A

### Performance Tiers

■ **INTERVENE (0-24%)** ■ **WATCH (25-49%)** ■ **REINFORCE (50-74%)** ■ **MODEL (75-100%)**

2013-2014 2014-2015 2015-2016 CITY RANK PEER RANK

#### OVERALL: 38% WATCH

A school's overall score represents its combined performance on the Achievement, Progress, Climate, and College & Career (for high schools only) domains.

37% 38%

29th  
out of 83

10th  
out of 10

#### Achievement: 14% Intervene

The Achievement domain measures performance on standardized assessments, including PSSA, Keystone Exams, ACCESS for ELLs, and reading assessments.

12% 14%

24th  
out of 79

10th  
out of 10

#### Progress: 32% Watch

The Progress domain measures growth on standardized assessments and progress towards graduation (for high schools only).

25% 32%

36th  
out of 83

9th  
out of 10

#### Climate: 84% Model

The Climate domain measures school climate and student and parent/guardian engagement.

88% 84%

10th  
out of 84

6th  
out of 10

#### College & Career:

The College & Career domain measures college and career readiness and post-secondary outcomes.

\*Insufficient Data

## Delaware Valley Charter High School

School Code: W42  
Sector: Charter  
Address: 5201 Old York Rd. Suite A, 19141  
Phone/Fax: 215-455-2550 / 215-455-5701  
Website: www.dvchs.net

Report Type: High School (9-12)  
Peer Group: 2  
Enrollment: 606  
Admissions Category: Citywide  
Turnaround Model: N/A

### Performance Tiers

■ **INTERVENE (0-24%)** ■ **WATCH (25-49%)** ■ **REINFORCE (50-74%)** ■ **MODEL (75-100%)**

2013-2014 2014-2015 2015-2016 CITY RANK PEER RANK

### OVERALL: 7% INTERVENE

A school's overall score represents its combined performance on the Achievement, Progress, Climate, and College & Career (for high schools only) domains.

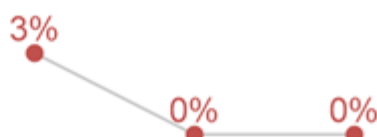


77th  
out of 83

17th  
out of 20

### Achievement: 0% Intervene

The Achievement domain measures performance on standardized assessments, including PSSA, Keystone Exams, ACCESS for ELLs, and reading assessments.



79th  
out of 79

20th  
out of 20

### Progress: 9% Intervene

The Progress domain measures growth on standardized assessments and progress towards graduation (for high schools only).



72nd  
out of 83

15th  
out of 20

### Climate: 7% Intervene

The Climate domain measures school climate and student and parent/guardian engagement.



78th  
out of 84

17th  
out of 21

### College & Career: 24% Intervene

The College & Career domain measures college and career readiness and post-secondary outcomes.



49th  
out of 77

10th  
out of 19

## 2015-2016 School Progress Report

### KIPP DuBois Charter School

School Code: W53  
Sector: Charter  
Address: 5070 Parkside Ave., 19131  
Phone/Fax: 267-687-4297 / 215-307-3271  
Website: [www.kippphiladelphia.org/schools/kdca](http://www.kippphiladelphia.org/schools/kdca)

Report Type: High School (9-12)  
Peer Group: 3  
Enrollment: 537  
Admissions Category: Citywide With Criteria  
Turnaround Model: N/A

#### Performance Tiers

■ **INTERVENE (0-24%)** ■ **WATCH (25-49%)** ■ **REINFORCE (50-74%)** ■ **MODEL (75-100%)**

2013-2014 2014-2015 2015-2016 CITY RANK PEER RANK

#### OVERALL: 27% WATCH

A school's overall score represents its combined performance on the Achievement, Progress, Climate, and College & Career (for high schools only) domains.

27%

46th  
out of 83

16th  
out of 22

#### Achievement: 4% Intervene

The Achievement domain measures performance on standardized assessments, including PSSA, Keystone Exams, ACCESS for ELLs, and reading assessments.

4%

51st  
out of 79

14th  
out of 19

#### Progress: 22% Intervene

The Progress domain measures growth on standardized assessments and progress towards graduation (for high schools only).

22%

51st  
out of 83

17th  
out of 22

#### Climate: 67% Reinforce

The Climate domain measures school climate and student and parent/guardian engagement.

67%

29th  
out of 84

10th  
out of 21

#### College & Career: 32% Watch

The College & Career domain measures college and career readiness and post-secondary outcomes.

32%

42nd  
out of 77

15th  
out of 20



# Philadelphia Electrical and Technology Charter School

School Code: W58  
Sector: Charter  
Address: 1420 Chestnut St., 19102  
Phone/Fax: 267-514-1823 / 267-514-1834  
Website: www.petchs.org

Report Type: High School (9-12)  
Peer Group: 4  
Enrollment: 623  
Admissions Category: Citywide  
Turnaround Model: N/A

## Performance Tiers

■ **INTERVENE (0-24%)** ■ **WATCH (25-49%)** ■ **REINFORCE (50-74%)** ■ **MODEL (75-100%)**

2013-2014 2014-2015 2015-2016 CITY RANK PEER RANK

### OVERALL: 45% WATCH

A school's overall score represents its combined performance on the Achievement, Progress, Climate, and College & Career (for high schools only) domains.



22nd  
out of 83

6th  
out of 19

### Achievement: 7% Intervene

The Achievement domain measures performance on standardized assessments, including PSSA, Keystone Exams, ACCESS for ELLs, and reading assessments.



38th  
out of 79

13th  
out of 19

### Progress: 78% Model

The Progress domain measures growth on standardized assessments and progress towards graduation (for high schools only).

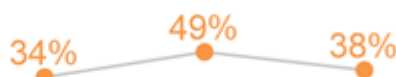


7th  
out of 83

1st  
out of 19

### Climate: 38% Watch

The Climate domain measures school climate and student and parent/guardian engagement.



54th  
out of 84

16th  
out of 20

### College & Career: 42% Watch

The College & Career domain measures college and career readiness and post-secondary outcomes.



33rd  
out of 77

11th  
out of 18

# Mastery Charter School at Lenfest Campus

School Code: W61  
Sector: Charter  
Address: 35 S. 4th St., 19106  
Phone/Fax: 215-922-1902 / 215-922-1903  
Website: [www.masterycharter.org/schools/middle-and-high-schools/lenfest-campus](http://www.masterycharter.org/schools/middle-and-high-schools/lenfest-campus)

Report Type: High School (9-12)  
Peer Group: 2  
Enrollment: 330  
Admissions Category: Citywide With Criteria  
Turnaround Model: N/A

## Performance Tiers

■ **INTERVENE (0-24%)**
■ **WATCH (25-49%)**
■ **REINFORCE (50-74%)**
■ **MODEL (75-100%)**

2013-2014 2014-2015 2015-2016 CITY RANK PEER RANK

### OVERALL: 34% WATCH

A school's overall score represents its combined performance on the Achievement, Progress, Climate, and College & Career (for high schools only) domains.



34th  
out of 83

5th  
out of 20

### Achievement: 14% Intervene

The Achievement domain measures performance on standardized assessments, including PSSA, Keystone Exams, ACCESS for ELLs, and reading assessments.



25th  
out of 79

1st  
out of 20

### Progress: 33% Watch

The Progress domain measures growth on standardized assessments and progress towards graduation (for high schools only).



32nd  
out of 83

5th  
out of 20

### Climate: 64% Reinforce

The Climate domain measures school climate and student and parent/guardian engagement.

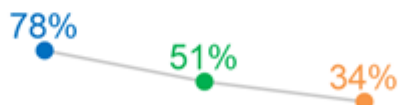


33rd  
out of 84

4th  
out of 21

### College & Career: 34% Watch

The College & Career domain measures college and career readiness and post-secondary outcomes.



40th  
out of 77

5th  
out of 19

# First Philadelphia Preparatory Charter School

School Code: W64  
Sector: Charter  
Address: 4300 Tacony St., 19124  
Phone/Fax: 215-743-3100 / 215-743-9877  
Website: [www.ap-schools.org/firstphiladelphia](http://www.ap-schools.org/firstphiladelphia)

Report Type: High School (9-11)  
Peer Group: 4  
Enrollment: 253  
Admissions Category: Citywide With Criteria  
Turnaround Model: N/A

## Performance Tiers

■ **INTERVENE (0-24%)** ■ **WATCH (25-49%)** ■ **REINFORCE (50-74%)** ■ **MODEL (75-100%)**

2013-2014 2014-2015 2015-2016 CITY RANK PEER RANK

### OVERALL: 32% WATCH

A school's overall score represents its combined performance on the Achievement, Progress, Climate, and College & Career (for high schools only) domains.



### Achievement: 1% Intervene

The Achievement domain measures performance on standardized assessments, including PSSA, Keystone Exams, ACCESS for ELLs, and reading assessments.



### Progress: 45% Watch

The Progress domain measures growth on standardized assessments and progress towards graduation (for high schools only).



### Climate: 59% Reinforce

The Climate domain measures school climate and student and parent/guardian engagement.



### College & Career:

The College & Career domain measures college and career readiness and post-secondary outcomes.

\*Insufficient Data

# Maritime Academy Charter School (MACHS)

School Code: W66  
Sector: Charter  
Address: 2275 Bridge St., 19137  
Phone/Fax: 215-535-4555 / 215-535-4398  
Website: www.maritimecharter.org

Report Type: High School (9-12)  
Peer Group: 4  
Enrollment: 296  
Admissions Category: Citywide  
Turnaround Model: N/A

## Performance Tiers

■ **INTERVENE** (0-24%) ■ **WATCH** (25-49%) ■ **REINFORCE** (50-74%) ■ **MODEL** (75-100%)

2013-2014 2014-2015 2015-2016 CITY RANK PEER RANK

### OVERALL: 40% WATCH

A school's overall score represents its combined performance on the Achievement, Progress, Climate, and College & Career (for high schools only) domains.



26th  
out of 83

8th  
out of 19

### Achievement: 15% Intervene

The Achievement domain measures performance on standardized assessments, including PSSA, Keystone Exams, ACCESS for ELLs, and reading assessments.



23rd  
out of 79

10th  
out of 19

### Progress: 42% Watch

The Progress domain measures growth on standardized assessments and progress towards graduation (for high schools only).



26th  
out of 83

9th  
out of 19

### Climate: 73% Reinforce

The Climate domain measures school climate and student and parent/guardian engagement.

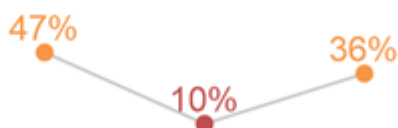


19th  
out of 84

5th  
out of 20

### College & Career: 36% Watch

The College & Career domain measures college and career readiness and post-secondary outcomes.



39th  
out of 77

12th  
out of 18

# New Media Technology Charter School

School Code: W80  
Sector: Charter  
Address: Closed, Closed  
Phone/Fax: Closed / Closed  
Website: Closed

Report Type: High School (9-12)  
Peer Group: 3  
Enrollment: 307  
Admissions Category: Citywide  
Turnaround Model: N/A

## Performance Tiers

■ **INTERVENE (0-24%)**
■ **WATCH (25-49%)**
■ **REINFORCE (50-74%)**
■ **MODEL (75-100%)**

2013-2014 2014-2015 2015-2016 CITY RANK PEER RANK

### OVERALL: 15% INTERVENE

A school's overall score represents its combined performance on the Achievement, Progress, Climate, and College & Career (for high schools only) domains.



59th  
out of 83

21st  
out of 22

### Achievement: 0% Intervene

The Achievement domain measures performance on standardized assessments, including PSSA, Keystone Exams, ACCESS for ELLs, and reading assessments.

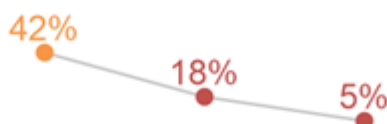


79th  
out of 79

19th  
out of 19

### Progress: 5% Intervene

The Progress domain measures growth on standardized assessments and progress towards graduation (for high schools only).



82nd  
out of 83

21st  
out of 22

### Climate:

The Climate domain measures school climate and student and parent/guardian engagement.



\*Insufficient Data

### College & Career: 46% Watch

The College & Career domain measures college and career readiness and post-secondary outcomes.



29th  
out of 77

10th  
out of 20

# Mastery Charter School at Shoemaker Campus

School Code: W83  
 Sector: Charter  
 Address: 5301 Media St., 19131  
 Phone/Fax: 267-296-7111 / 267-296-7112  
 Website: [www.masterycharter.org/schools/shoemaker-campus/about-shoemaker.html](http://www.masterycharter.org/schools/shoemaker-campus/about-shoemaker.html)

Report Type: High School (9-12)  
 Peer Group: 2  
 Enrollment: 507  
 Admissions Category: Citywide With Criteria  
 Turnaround Model: N/A

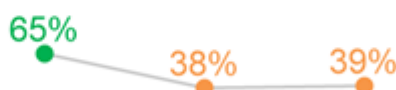
## Performance Tiers

■ **INTERVENE (0-24%)**
■ **WATCH (25-49%)**
■ **REINFORCE (50-74%)**
■ **MODEL (75-100%)**

2013-2014 2014-2015 2015-2016 CITY RANK PEER RANK

### OVERALL: 39% WATCH

A school's overall score represents its combined performance on the Achievement, Progress, Climate, and College & Career (for high schools only) domains.

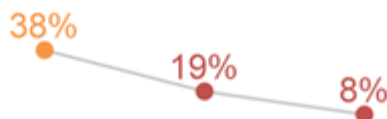


27th  
out of 83

3rd  
out of 20

### Achievement: 8% Intervene

The Achievement domain measures performance on standardized assessments, including PSSA, Keystone Exams, ACCESS for ELLs, and reading assessments.



35th  
out of 79

2nd  
out of 20

### Progress: 42% Watch

The Progress domain measures growth on standardized assessments and progress towards graduation (for high schools only).



27th  
out of 83

4th  
out of 20

### Climate: 71% Reinforce

The Climate domain measures school climate and student and parent/guardian engagement.



22nd  
out of 84

2nd  
out of 21

### College & Career: 52% Reinforce

The College & Career domain measures college and career readiness and post-secondary outcomes.



24th  
out of 77

2nd  
out of 19



# Mastery Charter School at Thomas Campus

School Code: W85  
Sector: Charter  
Address: 927 Johnston St., 19148  
Phone/Fax: 267-236-0036 / 267-236-0030  
Website: [www.masterycharter.org/schools/thomas-campus](http://www.masterycharter.org/schools/thomas-campus)

Report Type: High School (9-12)  
Peer Group: 4  
Enrollment: 427  
Admissions Category: Citywide With Criteria  
Turnaround Model: N/A

## Performance Tiers

■ **INTERVENE (0-24%)**
■ **WATCH (25-49%)**
■ **REINFORCE (50-74%)**
■ **MODEL (75-100%)**

2013-2014 2014-2015 2015-2016 CITY RANK PEER RANK

### OVERALL: 33% WATCH

A school's overall score represents its combined performance on the Achievement, Progress, Climate, and College & Career (for high schools only) domains.



36th  
out of 83

10th  
out of 19

### Achievement: 20% Intervene

The Achievement domain measures performance on standardized assessments, including PSSA, Keystone Exams, ACCESS for ELLs, and reading assessments.



21st  
out of 79

9th  
out of 19

### Progress: 19% Intervene

The Progress domain measures growth on standardized assessments and progress towards graduation (for high schools only).



61st  
out of 83

16th  
out of 19

### Climate: 64% Reinforce

The Climate domain measures school climate and student and parent/guardian engagement.



32nd  
out of 84

9th  
out of 20

### College & Career: 43% Watch

The College & Career domain measures college and career readiness and post-secondary outcomes.



32nd  
out of 77

10th  
out of 18

# Boys Latin of Philadelphia Charter School

School Code: W88  
Sector: Charter  
Address: 5501 Cedar Ave., 19143  
Phone/Fax: 215-387-5149 / 215-387-5159  
Website: [www.boyslatin.org/pages/blmain](http://www.boyslatin.org/pages/blmain)

Report Type: High School (9-12)  
Peer Group: 3  
Enrollment: 476  
Admissions Category: Citywide  
Turnaround Model: N/A

## Performance Tiers

■ **INTERVENE** (0-24%) ■ **WATCH** (25-49%) ■ **REINFORCE** (50-74%) ■ **MODEL** (75-100%)

2013-2014 2014-2015 2015-2016 CITY RANK PEER RANK

### OVERALL: 34% WATCH

A school's overall score represents its combined performance on the Achievement, Progress, Climate, and College & Career (for high schools only) domains.



33rd  
out of 83

9th  
out of 22

### Achievement: 9% Intervene

The Achievement domain measures performance on standardized assessments, including PSSA, Keystone Exams, ACCESS for ELLs, and reading assessments.

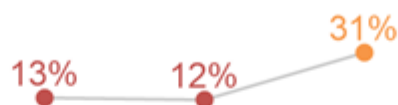


32nd  
out of 79

8th  
out of 19

### Progress: 31% Watch

The Progress domain measures growth on standardized assessments and progress towards graduation (for high schools only).



37th  
out of 83

13th  
out of 22

### Climate: 76% Model

The Climate domain measures school climate and student and parent/guardian engagement.



15th  
out of 84

3rd  
out of 21

### College & Career: 36% Watch

The College & Career domain measures college and career readiness and post-secondary outcomes.



38th  
out of 77

14th  
out of 20

# Mastery Charter School at Pickett Campus

School Code: W93  
 Sector: Charter  
 Address: 5700 Wayne Ave., 19144  
 Phone/Fax: 215-866-9000 / 215-866-9001  
 Website: [www.masterycharter.org/schools/pickett-campus](http://www.masterycharter.org/schools/pickett-campus)

Report Type: High School (9-12)  
 Peer Group: 2  
 Enrollment: 447  
 Admissions Category: Citywide With Criteria  
 Turnaround Model: N/A

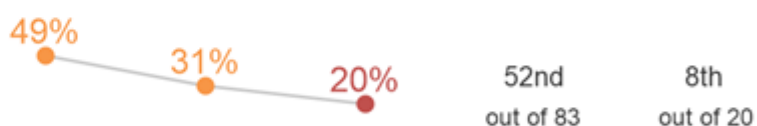
## Performance Tiers

■ **INTERVENE (0-24%)**
■ **WATCH (25-49%)**
■ **REINFORCE (50-74%)**
■ **MODEL (75-100%)**

2013-2014 2014-2015 2015-2016 CITY RANK PEER RANK

### OVERALL: 20% INTERVENE

A school's overall score represents its combined performance on the Achievement, Progress, Climate, and College & Career (for high schools only) domains.



### Achievement: 5% Intervene

The Achievement domain measures performance on standardized assessments, including PSSA, Keystone Exams, ACCESS for ELLs, and reading assessments.



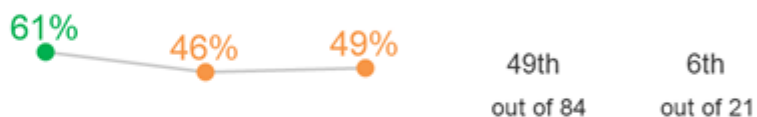
### Progress: 8% Intervene

The Progress domain measures growth on standardized assessments and progress towards graduation (for high schools only).



### Climate: 49% Watch

The Climate domain measures school climate and student and parent/guardian engagement.



### College & Career: 30% Watch

The College & Career domain measures college and career readiness and post-secondary outcomes.



# Eastern University Academy Charter School

School Code: W97  
Sector: Charter  
Address: 3300 Henry Ave., 19129  
Phone/Fax: 215-769-3131 / 215-769-3112  
Website: www.euacademy.org

Report Type: High School (9-12)  
Peer Group: 2  
Enrollment: 231  
Admissions Category: Citywide  
Turnaround Model: N/A

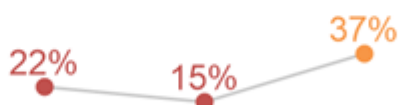
## Performance Tiers

■ **INTERVENE (0-24%)** ■ **WATCH (25-49%)** ■ **REINFORCE (50-74%)** ■ **MODEL (75-100%)**

2013-2014 2014-2015 2015-2016 CITY RANK PEER RANK

### OVERALL: 37% WATCH

A school's overall score represents its combined performance on the Achievement, Progress, Climate, and College & Career (for high schools only) domains.

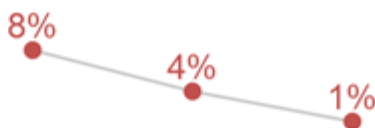


30th  
out of 83

4th  
out of 20

### Achievement: 1% Intervene

The Achievement domain measures performance on standardized assessments, including PSSA, Keystone Exams, ACCESS for ELLs, and reading assessments.

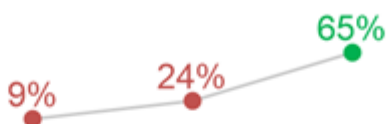


58th  
out of 79

8th  
out of 20

### Progress: 65% Reinforce

The Progress domain measures growth on standardized assessments and progress towards graduation (for high schools only).



13th  
out of 83

3rd  
out of 20

### Climate: 41% Watch

The Climate domain measures school climate and student and parent/guardian engagement.



51st  
out of 84

7th  
out of 21

### College & Career: 29% Watch

The College & Career domain measures college and career readiness and post-secondary outcomes.



44th  
out of 77

7th  
out of 19

# Sankofa Freedom Academy Charter School

School Code: W99  
Sector: Charter  
Address: 4256 Paul St., 19124  
Phone/Fax: 215-288-2001 / 215-288-2099  
Website: www.sfacs.us

Report Type: High School (9-12)  
Peer Group: 2  
Enrollment: 197  
Admissions Category: Citywide With Criteria  
Turnaround Model: N/A

## Performance Tiers

■ **INTERVENE** (0-24%) ■ **WATCH** (25-49%) ■ **REINFORCE** (50-74%) ■ **MODEL** (75-100%)

2013-2014 2014-2015 2015-2016 CITY RANK PEER RANK

### OVERALL: 55% REINFORCE

A school's overall score represents its combined performance on the Achievement, Progress, Climate, and College & Career (for high schools only) domains.

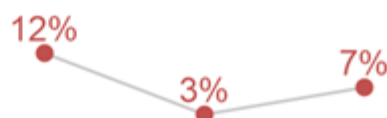


14th  
out of 83

1st  
out of 20

### Achievement: 7% Intervene

The Achievement domain measures performance on standardized assessments, including PSSA, Keystone Exams, ACCESS for ELLs, and reading assessments.

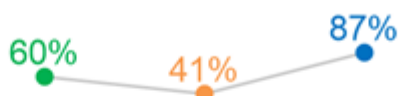


37th  
out of 79

3rd  
out of 20

### Progress: 87% Model

The Progress domain measures growth on standardized assessments and progress towards graduation (for high schools only).



4th  
out of 83

1st  
out of 20

### Climate: 79% Model

The Climate domain measures school climate and student and parent/guardian engagement.



14th  
out of 84

1st  
out of 21

### College & Career: 44% Watch

The College & Career domain measures college and career readiness and post-secondary outcomes.



30th  
out of 77

3rd  
out of 19

# Tacony Academy Charter School

School Code: X04  
Sector: Charter  
Address: 1330 Rhawn St., 19111  
Phone/Fax: 215-742-5100 / 215-742-5200  
Website: [www.ap-schools.org/taconyacademy](http://www.ap-schools.org/taconyacademy)

Report Type: High School (9-12)  
Peer Group: 4  
Enrollment: 393  
Admissions Category: Citywide With Criteria  
Turnaround Model: N/A

## Performance Tiers

■ **INTERVENE (0-24%)**
■ **WATCH (25-49%)**
■ **REINFORCE (50-74%)**
■ **MODEL (75-100%)**

2013-2014 2014-2015 2015-2016 CITY RANK PEER RANK

### OVERALL: 30% WATCH

A school's overall score represents its combined performance on the Achievement, Progress, Climate, and College & Career (for high schools only) domains.



42nd  
out of 83

13th  
out of 19

### Achievement: 1% Intervene

The Achievement domain measures performance on standardized assessments, including PSSA, Keystone Exams, ACCESS for ELLs, and reading assessments.

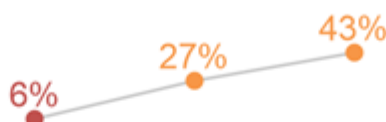


61st  
out of 79

18th  
out of 19

### Progress: 43% Watch

The Progress domain measures growth on standardized assessments and progress towards graduation (for high schools only).

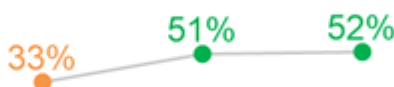


25th  
out of 83

8th  
out of 19

### Climate: 52% Reinforce

The Climate domain measures school climate and student and parent/guardian engagement.



46th  
out of 84

14th  
out of 20

### College & Career: 20% Intervene

The College & Career domain measures college and career readiness and post-secondary outcomes.



52nd  
out of 77

14th  
out of 18



# Aspira Charter School at Olney

School Code: X14  
Sector: Charter  
Address: 100 W. Duncannon Ave., 19120  
Phone/Fax: 215-456-3014 / 215-456-3064  
Website: [www.aspirapa.org/schools/olney-charter](http://www.aspirapa.org/schools/olney-charter)

Report Type: High School (9-12)  
Peer Group: 3  
Enrollment: 1,749  
Admissions Category: Neighborhood  
Turnaround Model: Renaissance Charter

## Performance Tiers

■ **INTERVENE (0-24%)** ■ **WATCH (25-49%)** ■ **REINFORCE (50-74%)** ■ **MODEL (75-100%)**

2013-2014 2014-2015 2015-2016 CITY RANK PEER RANK

### OVERALL: 21% INTERVENE

A school's overall score represents its combined performance on the Achievement, Progress, Climate, and College & Career (for high schools only) domains.

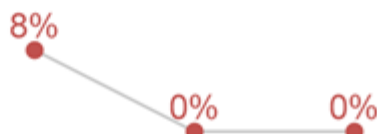


51st  
out of 83

18th  
out of 22

### Achievement: 0% Intervene

The Achievement domain measures performance on standardized assessments, including PSSA, Keystone Exams, ACCESS for ELLs, and reading assessments.



66th  
out of 79

18th  
out of 19

### Progress: 37% Watch

The Progress domain measures growth on standardized assessments and progress towards graduation (for high schools only).

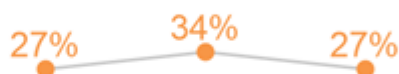


29th  
out of 83

8th  
out of 22

### Climate: 27% Watch

The Climate domain measures school climate and student and parent/guardian engagement.



59th  
out of 84

20th  
out of 21

### College & Career: 6% Intervene

The College & Career domain measures college and career readiness and post-secondary outcomes.



66th  
out of 77

20th  
out of 20

# Mastery Charter School at Gratz

School Code: X16  
 Sector: Charter  
 Address: 1798 W. Hunting Park Ave., 19140  
 Phone/Fax: 215-227-4408 / N/A  
 Website: [www.masterycharter.org/schools/simon-gratz-campus](http://www.masterycharter.org/schools/simon-gratz-campus)

Report Type: High School (9-12)  
 Peer Group: 2  
 Enrollment: 1,142  
 Admissions Category: Neighborhood  
 Turnaround Model: Renaissance Charter

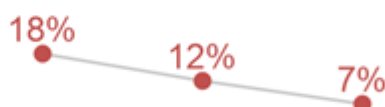
## Performance Tiers

■ **INTERVENE (0-24%)**
■ **WATCH (25-49%)**
■ **REINFORCE (50-74%)**
■ **MODEL (75-100%)**

2013-2014 2014-2015 2015-2016 CITY RANK PEER RANK

### OVERALL: 7% INTERVENE

A school's overall score represents its combined performance on the Achievement, Progress, Climate, and College & Career (for high schools only) domains.

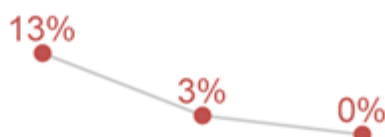


79th  
out of 83

18th  
out of 20

### Achievement: 0% Intervene

The Achievement domain measures performance on standardized assessments, including PSSA, Keystone Exams, ACCESS for ELLs, and reading assessments.

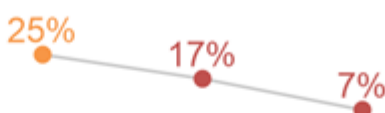


73rd  
out of 79

15th  
out of 20

### Progress: 7% Intervene

The Progress domain measures growth on standardized assessments and progress towards graduation (for high schools only).



76th  
out of 83

18th  
out of 20

### Climate: 18% Intervene

The Climate domain measures school climate and student and parent/guardian engagement.

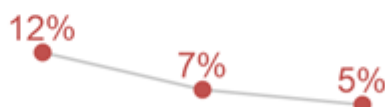


65th  
out of 84

12th  
out of 21

### College & Career: 5% Intervene

The College & Career domain measures college and career readiness and post-secondary outcomes.



69th  
out of 77

14th  
out of 19

# Universal Charter School at Audenried

School Code: X17

Sector: Charter

Address: 3301 Tasker St., 19145

Phone/Fax: 215-952-4801 / N/A

Website: [www.universalcompanies.org/education/audenried-charter-school](http://www.universalcompanies.org/education/audenried-charter-school)

Report Type: High School (9-12)

Peer Group: 2

Enrollment: 612

Admissions Category: Neighborhood

Turnaround Model: Renaissance Charter

## Performance Tiers

■ INTERVENE (0-24%)

■ WATCH (25-49%)

■ REINFORCE (50-74%)

■ MODEL (75-100%)

2013-2014 2014-2015 2015-2016 CITY RANK PEER RANK

### OVERALL: 17% INTERVENE

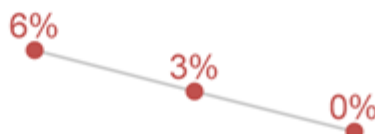
A school's overall score represents its combined performance on the Achievement, Progress, Climate, and College & Career (for high schools only) domains.


55th  
out of 83

10th  
out of 20

### Achievement: 0% Intervene

The Achievement domain measures performance on standardized assessments, including PSSA, Keystone Exams, ACCESS for ELLs, and reading assessments.


68th  
out of 79

12th  
out of 20

### Progress: 27% Watch

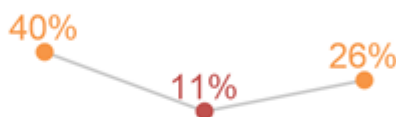
The Progress domain measures growth on standardized assessments and progress towards graduation (for high schools only).


44th  
out of 83

7th  
out of 20

### Climate: 26% Watch

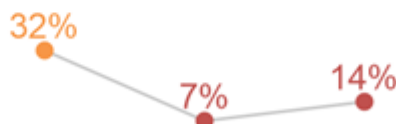
The Climate domain measures school climate and student and parent/guardian engagement.


60th  
out of 84

10th  
out of 21

### College & Career: 14% Intervene

The College & Career domain measures college and career readiness and post-secondary outcomes.


56th  
out of 77

12th  
out of 19