

2015-2016 School Progress Report

John Barry School

School Code: 120
Sector: District
Address: 5900 Race St., 19139
Phone/Fax: 215-471-2744 / 215-471-6320
Website: www.philasd.org/schools/barry

Report Type: K8 School (K-8)
Peer Group: 2
Enrollment: 745
Admissions Category: Neighborhood
Turnaround Model: Promise Academy

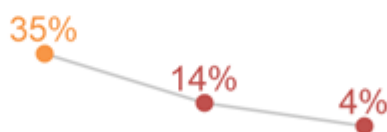
Performance Tiers

■ **INTERVENE (0-24%)** ■ **WATCH (25-49%)** ■ **REINFORCE (50-74%)** ■ **MODEL (75-100%)**

2013-2014 2014-2015 2015-2016 CITY RANK PEER RANK

OVERALL: 4% INTERVENE

A school's overall score represents its combined performance on the Achievement, Progress, Climate, and College & Career (for high schools only) domains.



135th
out of 138

18th
out of 20

Achievement: 3% Intervene

The Achievement domain measures performance on standardized assessments, including PSSA, Keystone Exams, ACCESS for ELLs, and reading assessments.

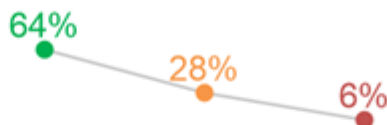


125th
out of 138

16th
out of 20

Progress: 6% Intervene

The Progress domain measures growth on standardized assessments and progress towards graduation (for high schools only).

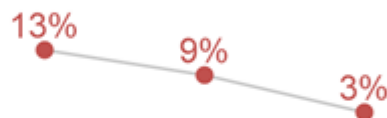


117th
out of 132

17th
out of 19

Climate: 3% Intervene

The Climate domain measures school climate and student and parent/guardian engagement.



138th
out of 140

21st
out of 21

2015-2016 School Progress Report

William C. Bryant School

School Code: 123
Sector: District
Address: 6001 Cedar Ave., 19143
Phone/Fax: 215-471-2910 / 215-471-8379
Website: www.philasd.org/schools/bryant

Report Type: K8 School (K-8)
Peer Group: 1
Enrollment: 474
Admissions Category: Neighborhood
Turnaround Model: Promise Academy

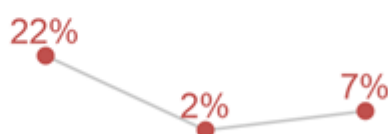
Performance Tiers

■ **INTERVENE (0-24%)** ■ **WATCH (25-49%)** ■ **REINFORCE (50-74%)** ■ **MODEL (75-100%)**

2013-2014 2014-2015 2015-2016 CITY RANK PEER RANK

OVERALL: 7% INTERVENE

A school's overall score represents its combined performance on the Achievement, Progress, Climate, and College & Career (for high schools only) domains.



131st
out of 138

22nd
out of 23

Achievement: 3% Intervene

The Achievement domain measures performance on standardized assessments, including PSSA, Keystone Exams, ACCESS for ELLs, and reading assessments.

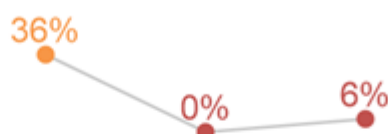


120th
out of 138

14th
out of 23

Progress: 6% Intervene

The Progress domain measures growth on standardized assessments and progress towards graduation (for high schools only).



116th
out of 132

19th
out of 21

Climate: 12% Intervene

The Climate domain measures school climate and student and parent/guardian engagement.



122nd
out of 140

17th
out of 23

Benjamin B. Comegys School

School Code: 126
 Sector: District
 Address: 5100 Greenway Ave., 19143
 Phone/Fax: 215-727-2162 / 215-727-2329
 Website: www.philasd.org/schools/comegys

Report Type: K8 School (K-8)
 Peer Group: 2
 Enrollment: 554
 Admissions Category: Neighborhood
 Turnaround Model: N/A

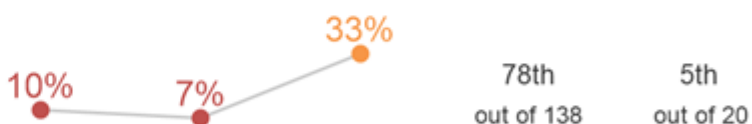
Performance Tiers

■ **INTERVENE (0-24%)**
■ **WATCH (25-49%)**
■ **REINFORCE (50-74%)**
■ **MODEL (75-100%)**

2013-2014 2014-2015 2015-2016 CITY RANK PEER RANK

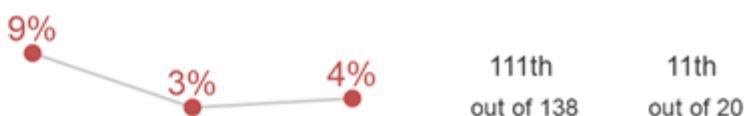
OVERALL: 33% WATCH

A school's overall score represents its combined performance on the Achievement, Progress, Climate, and College & Career (for high schools only) domains.



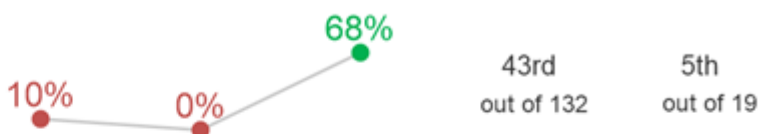
Achievement: 4% Intervene

The Achievement domain measures performance on standardized assessments, including PSSA, Keystone Exams, ACCESS for ELLs, and reading assessments.



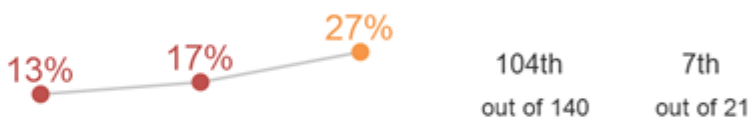
Progress: 68% Reinforce

The Progress domain measures growth on standardized assessments and progress towards graduation (for high schools only).



Climate: 27% Watch

The Climate domain measures school climate and student and parent/guardian engagement.



2015-2016 School Progress Report

Sadie Alexander School

School Code: 128
Sector: District
Address: 4209 Spruce St., 19104
Phone/Fax: 215-823-5465 / 215-382-2031
Website: www.philasd.org/schools/pennalexander

Report Type: K8 School (K-8)
Peer Group: 8
Enrollment: 556
Admissions Category: Neighborhood
Turnaround Model: N/A

Performance Tiers

■ **INTERVENE (0-24%)** ■ **WATCH (25-49%)** ■ **REINFORCE (50-74%)** ■ **MODEL (75-100%)**

2013-2014 2014-2015 2015-2016 CITY RANK PEER RANK

OVERALL: 81% MODEL

A school's overall score represents its combined performance on the Achievement, Progress, Climate, and College & Career (for high schools only) domains.



3rd
out of 138

1st
out of 10

Achievement: 85% Model

The Achievement domain measures performance on standardized assessments, including PSSA, Keystone Exams, ACCESS for ELLs, and reading assessments.



1st
out of 138

1st
out of 10

Progress: 69% Reinforce

The Progress domain measures growth on standardized assessments and progress towards graduation (for high schools only).



35th
out of 132

3rd
out of 10

Climate: 92% Model

The Climate domain measures school climate and student and parent/guardian engagement.



6th
out of 140

3rd
out of 10

2015-2016 School Progress Report

Andrew Hamilton School

School Code: 129
Sector: District
Address: 5640 Spruce St., 19139
Phone/Fax: 215-471-2911 / 215-471-2724
Website: www.philasd.org/schools/hamilton

Report Type: K8 School (K-8)
Peer Group: 1
Enrollment: 576
Admissions Category: Neighborhood
Turnaround Model: N/A

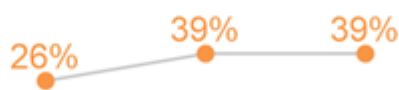
Performance Tiers

■ **INTERVENE (0-24%)** ■ **WATCH (25-49%)** ■ **REINFORCE (50-74%)** ■ **MODEL (75-100%)**

2013-2014 2014-2015 2015-2016 CITY RANK PEER RANK

OVERALL: 39% WATCH

A school's overall score represents its combined performance on the Achievement, Progress, Climate, and College & Career (for high schools only) domains.



66th
out of 138

4th
out of 23

Achievement: 11% Intervene

The Achievement domain measures performance on standardized assessments, including PSSA, Keystone Exams, ACCESS for ELLs, and reading assessments.



82nd
out of 138

6th
out of 23

Progress: 68% Reinforce

The Progress domain measures growth on standardized assessments and progress towards graduation (for high schools only).



41st
out of 132

8th
out of 21

Climate: 30% Watch

The Climate domain measures school climate and student and parent/guardian engagement.



99th
out of 140

9th
out of 23

2015-2016 School Progress Report

Avery D. Harrington School

School Code: 130
Sector: District
Address: 5300 Baltimore Ave., 19143
Phone/Fax: 215-471-2914 / 215-471-5087
Website: www.philasd.org/schools/harrington

Report Type: K8 School (K-8)
Peer Group: 1
Enrollment: 546
Admissions Category: Neighborhood
Turnaround Model: N/A

Performance Tiers

■ **INTERVENE (0-24%)** ■ **WATCH (25-49%)** ■ **REINFORCE (50-74%)** ■ **MODEL (75-100%)**

2013-2014 2014-2015 2015-2016 CITY RANK PEER RANK

OVERALL: 10% INTERVENE

A school's overall score represents its combined performance on the Achievement, Progress, Climate, and College & Career (for high schools only) domains.



127th
out of 138

19th
out of 23

Achievement: 12% Intervene

The Achievement domain measures performance on standardized assessments, including PSSA, Keystone Exams, ACCESS for ELLs, and reading assessments.

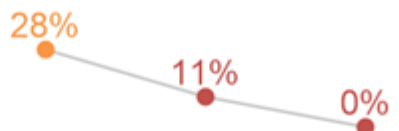


79th
out of 138

4th
out of 23

Progress: 0% Intervene

The Progress domain measures growth on standardized assessments and progress towards graduation (for high schools only).

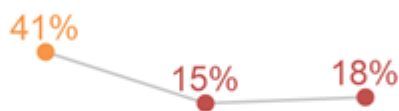


132nd
out of 132

21st
out of 21

Climate: 18% Intervene

The Climate domain measures school climate and student and parent/guardian engagement.



114th
out of 140

13th
out of 23

Samuel B. Huey School

School Code: 133
Sector: District
Address: 5200 Pine St., 19143
Phone/Fax: 215-471-2901 / 215-471-2720
Website: www.philasd.org/schools/huey

Report Type: K8 School (K-8)
Peer Group: 1
Enrollment: 525
Admissions Category: Neighborhood
Turnaround Model: N/A

Performance Tiers

■ **INTERVENE (0-24%)**
■ **WATCH (25-49%)**
■ **REINFORCE (50-74%)**
■ **MODEL (75-100%)**

2013-2014 2014-2015 2015-2016 CITY RANK PEER RANK

OVERALL: 21% INTERVENE

A school's overall score represents its combined performance on the Achievement, Progress, Climate, and College & Career (for high schools only) domains.



102nd
out of 138

13th
out of 23

Achievement: 0% Intervene

The Achievement domain measures performance on standardized assessments, including PSSA, Keystone Exams, ACCESS for ELLs, and reading assessments.



137th
out of 138

22nd
out of 23

Progress: 33% Watch

The Progress domain measures growth on standardized assessments and progress towards graduation (for high schools only).

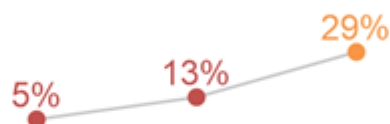


86th
out of 132

14th
out of 21

Climate: 29% Watch

The Climate domain measures school climate and student and parent/guardian engagement.



100th
out of 140

10th
out of 23

2015-2016 School Progress Report

Henry C. Lea School

School Code: 134
Sector: District
Address: 4700 Locust St., 19139
Phone/Fax: 215-471-2915 / 215-471-4355
Website: www.philasd.org/schools/lea

Report Type: K8 School (K-8)
Peer Group: 3
Enrollment: 538
Admissions Category: Neighborhood
Turnaround Model: N/A

Performance Tiers

■ **INTERVENE (0-24%)** ■ **WATCH (25-49%)** ■ **REINFORCE (50-74%)** ■ **MODEL (75-100%)**

2013-2014 2014-2015 2015-2016 CITY RANK PEER RANK

OVERALL: 34% WATCH

A school's overall score represents its combined performance on the Achievement, Progress, Climate, and College & Career (for high schools only) domains.



75th
out of 138

7th
out of 17

Achievement: 14% Intervene

The Achievement domain measures performance on standardized assessments, including PSSA, Keystone Exams, ACCESS for ELLs, and reading assessments.



68th
out of 138

5th
out of 17

Progress: 52% Reinforce

The Progress domain measures growth on standardized assessments and progress towards graduation (for high schools only).



61st
out of 132

7th
out of 17

Climate: 38% Watch

The Climate domain measures school climate and student and parent/guardian engagement.



87th
out of 140

8th
out of 17

2015-2016 School Progress Report

William C. Longstreth School

School Code: 135
Sector: District
Address: 5700 Willows Ave., 19143
Phone/Fax: 215-727-2158 / 215-727-2260
Website: www.philasd.org/schools/longstreth

Report Type: K8 School (K-8)
Peer Group: 2
Enrollment: 522
Admissions Category: Neighborhood
Turnaround Model: N/A

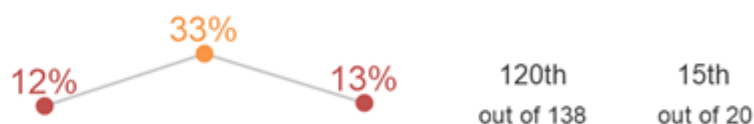
Performance Tiers

■ **INTERVENE (0-24%)** ■ **WATCH (25-49%)** ■ **REINFORCE (50-74%)** ■ **MODEL (75-100%)**

2013-2014 2014-2015 2015-2016 CITY RANK PEER RANK

OVERALL: 13% INTERVENE

A school's overall score represents its combined performance on the Achievement, Progress, Climate, and College & Career (for high schools only) domains.



Achievement: 3% Intervene

The Achievement domain measures performance on standardized assessments, including PSSA, Keystone Exams, ACCESS for ELLs, and reading assessments.



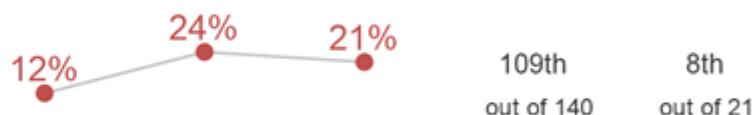
Progress: 15% Intervene

The Progress domain measures growth on standardized assessments and progress towards graduation (for high schools only).



Climate: 21% Intervene

The Climate domain measures school climate and student and parent/guardian engagement.



2015-2016 School Progress Report

Morton McMichael School

School Code: 136
Sector: District
Address: 3543 Fairmount Ave., 19104
Phone/Fax: 215-823-8205 / 215-386-3549
Website: www.philasd.org/schools/mcmichael

Report Type: K8 School (K-8)
Peer Group: 1
Enrollment: 388
Admissions Category: Neighborhood
Turnaround Model: Promise Academy

Performance Tiers

■ **INTERVENE (0-24%)** ■ **WATCH (25-49%)** ■ **REINFORCE (50-74%)** ■ **MODEL (75-100%)**

2013-2014 2014-2015 2015-2016 CITY RANK PEER RANK

OVERALL: 18% INTERVENE

A school's overall score represents its combined performance on the Achievement, Progress, Climate, and College & Career (for high schools only) domains.



109th
out of 138

15th
out of 23

Achievement: 12% Intervene

The Achievement domain measures performance on standardized assessments, including PSSA, Keystone Exams, ACCESS for ELLs, and reading assessments.



78th
out of 138

3rd
out of 23

Progress: 30% Watch

The Progress domain measures growth on standardized assessments and progress towards graduation (for high schools only).

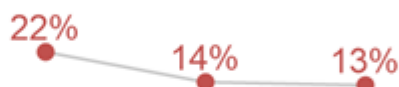


88th
out of 132

15th
out of 21

Climate: 13% Intervene

The Climate domain measures school climate and student and parent/guardian engagement.



118th
out of 140

15th
out of 23

S. Weir Mitchell School

School Code: 137
Sector: District
Address: 5500 Kingessing Ave., 19143
Phone/Fax: 215-727-2160 / 215-727-2218
Website: www.philasd.org/schools/mitchell

Report Type: K8 School (K-8)
Peer Group: 2
Enrollment: 670
Admissions Category: Neighborhood
Turnaround Model: N/A

Performance Tiers

■ **INTERVENE (0-24%)** ■ **WATCH (25-49%)** ■ **REINFORCE (50-74%)** ■ **MODEL (75-100%)**

2013-2014 2014-2015 2015-2016 CITY RANK PEER RANK

OVERALL: 3% INTERVENE

A school's overall score represents its combined performance on the Achievement, Progress, Climate, and College & Career (for high schools only) domains.

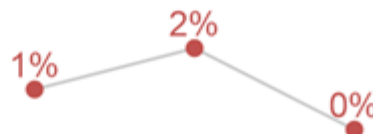


137th
out of 138

20th
out of 20

Achievement: 0% Intervene

The Achievement domain measures performance on standardized assessments, including PSSA, Keystone Exams, ACCESS for ELLs, and reading assessments.

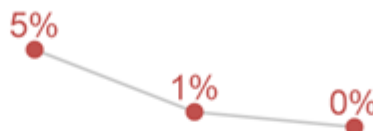


136th
out of 138

20th
out of 20

Progress: 0% Intervene

The Progress domain measures growth on standardized assessments and progress towards graduation (for high schools only).



132nd
out of 132

19th
out of 19

Climate: 8% Intervene

The Climate domain measures school climate and student and parent/guardian engagement.



134th
out of 140

17th
out of 21

2015-2016 School Progress Report

James Rhoads School

School Code: 141
Sector: District
Address: 4901 Parrish St., 19139
Phone/Fax: 215-581-5504 / 215-581-3405
Website: www.philasd.org/schools/rhoads

Report Type: K8 School (K-8)
Peer Group: 2
Enrollment: 496
Admissions Category: Neighborhood
Turnaround Model: N/A

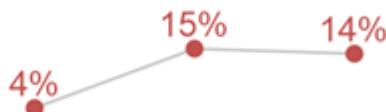
Performance Tiers

■ **INTERVENE (0-24%)** ■ **WATCH (25-49%)** ■ **REINFORCE (50-74%)** ■ **MODEL (75-100%)**

2013-2014 2014-2015 2015-2016 CITY RANK PEER RANK

OVERALL: 14% INTERVENE

A school's overall score represents its combined performance on the Achievement, Progress, Climate, and College & Career (for high schools only) domains.

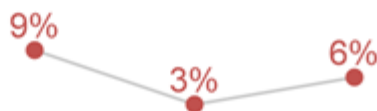


117th
out of 138

14th
out of 20

Achievement: 6% Intervene

The Achievement domain measures performance on standardized assessments, including PSSA, Keystone Exams, ACCESS for ELLs, and reading assessments.

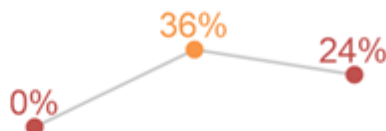


98th
out of 138

7th
out of 20

Progress: 24% Intervene

The Progress domain measures growth on standardized assessments and progress towards graduation (for high schools only).



94th
out of 132

12th
out of 19

Climate: 12% Intervene

The Climate domain measures school climate and student and parent/guardian engagement.



120th
out of 140

12th
out of 21

Martha Washington School

School Code: 142
 Sector: District
 Address: 766 N. 44th St., 19104
 Phone/Fax: 215-823-8203 / 215-823-8292
 Website: www.philasd.org/schools/marthawashington

Report Type: K8 School (K-8)
 Peer Group: 1
 Enrollment: 440
 Admissions Category: Neighborhood
 Turnaround Model: N/A

Performance Tiers

■ **INTERVENE (0-24%)**
■ **WATCH (25-49%)**
■ **REINFORCE (50-74%)**
■ **MODEL (75-100%)**

2013-2014 2014-2015 2015-2016 CITY RANK PEER RANK

OVERALL: 26% WATCH

A school's overall score represents its combined performance on the Achievement, Progress, Climate, and College & Career (for high schools only) domains.



95th
out of 138

10th
out of 23

Achievement: 10% Intervene

The Achievement domain measures performance on standardized assessments, including PSSA, Keystone Exams, ACCESS for ELLs, and reading assessments.

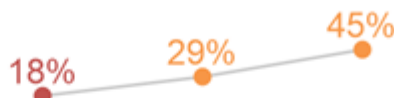


84th
out of 138

7th
out of 23

Progress: 45% Watch

The Progress domain measures growth on standardized assessments and progress towards graduation (for high schools only).

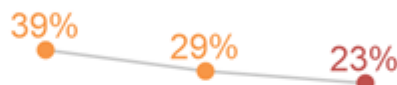


71st
out of 132

10th
out of 21

Climate: 23% Intervene

The Climate domain measures school climate and student and parent/guardian engagement.



108th
out of 140

12th
out of 23

Penrose School

School Code: 144
Sector: District
Address: 2515 S. 78th St., 19153
Phone/Fax: 215-492-6455 / 215-492-6985
Website: www.philasd.org/schools/penrose

Report Type: K8 School (K-8)
Peer Group: 3
Enrollment: 617
Admissions Category: Neighborhood
Turnaround Model: N/A

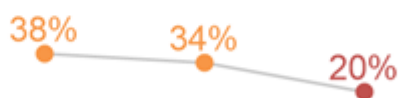
Performance Tiers

■ **INTERVENE (0-24%)**
■ **WATCH (25-49%)**
■ **REINFORCE (50-74%)**
■ **MODEL (75-100%)**

2013-2014 2014-2015 2015-2016 CITY RANK PEER RANK

OVERALL: 20% INTERVENE

A school's overall score represents its combined performance on the Achievement, Progress, Climate, and College & Career (for high schools only) domains.



105th
out of 138

11th
out of 17

Achievement: 16% Intervene

The Achievement domain measures performance on standardized assessments, including PSSA, Keystone Exams, ACCESS for ELLs, and reading assessments.

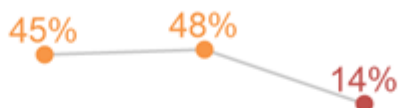


59th
out of 138

4th
out of 17

Progress: 14% Intervene

The Progress domain measures growth on standardized assessments and progress towards graduation (for high schools only).

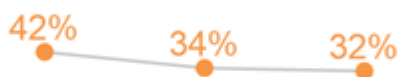


101st
out of 132

10th
out of 17

Climate: 32% Watch

The Climate domain measures school climate and student and parent/guardian engagement.



93rd
out of 140

12th
out of 17

Add B. Anderson School

School Code: 146
Sector: District
Address: 1034 S. 60th St., 19143
Phone/Fax: 215-471-2903 / 215-471-6718
Website: www.philasd.org/schools/anderson

Report Type: K8 School (K-8)
Peer Group: 5
Enrollment: 547
Admissions Category: Neighborhood
Turnaround Model: N/A

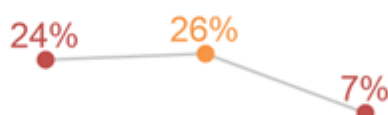
Performance Tiers

■ **INTERVENE (0-24%)**
■ **WATCH (25-49%)**
■ **REINFORCE (50-74%)**
■ **MODEL (75-100%)**

2013-2014 2014-2015 2015-2016 CITY RANK PEER RANK

OVERALL: 7% INTERVENE

A school's overall score represents its combined performance on the Achievement, Progress, Climate, and College & Career (for high schools only) domains.

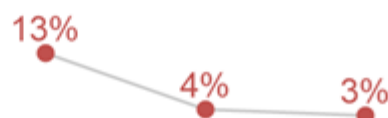


133rd
out of 138

20th
out of 21

Achievement: 3% Intervene

The Achievement domain measures performance on standardized assessments, including PSSA, Keystone Exams, ACCESS for ELLs, and reading assessments.

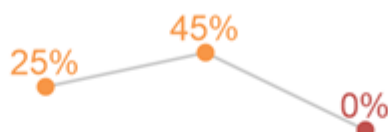


119th
out of 138

21st
out of 21

Progress: 0% Intervene

The Progress domain measures growth on standardized assessments and progress towards graduation (for high schools only).

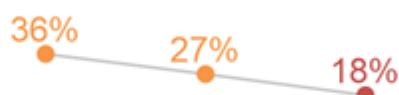


131st
out of 132

20th
out of 21

Climate: 18% Intervene

The Climate domain measures school climate and student and parent/guardian engagement.



115th
out of 140

20th
out of 22

Alain Locke School

School Code: 147
Sector: District
Address: 4550 Haverford Ave., 19139
Phone/Fax: 215-823-8202 / 215-823-5721
Website: www.philasd.org/schools/locke

Report Type: K8 School (K-8)
Peer Group: 2
Enrollment: 461
Admissions Category: Neighborhood
Turnaround Model: N/A

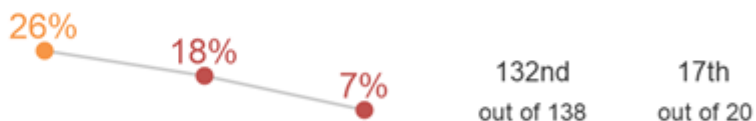
Performance Tiers

■ **INTERVENE (0-24%)**
■ **WATCH (25-49%)**
■ **REINFORCE (50-74%)**
■ **MODEL (75-100%)**

2013-2014 2014-2015 2015-2016 CITY RANK PEER RANK

OVERALL: 7% INTERVENE

A school's overall score represents its combined performance on the Achievement, Progress, Climate, and College & Career (for high schools only) domains.



Achievement: 3% Intervene

The Achievement domain measures performance on standardized assessments, including PSSA, Keystone Exams, ACCESS for ELLs, and reading assessments.



Progress: 7% Intervene

The Progress domain measures growth on standardized assessments and progress towards graduation (for high schools only).



Climate: 10% Intervene

The Climate domain measures school climate and student and parent/guardian engagement.



Rudolph Blankenburg School

School Code: 149
Sector: District
Address: 4600 W. Girard Ave., 19131
Phone/Fax: 215-581-5505 / 215-581-5922
Website: www.philasd.org/schools/blankenburg

Report Type: K8 School (K-8)
Peer Group: 1
Enrollment: 501
Admissions Category: Neighborhood
Turnaround Model: N/A

Performance Tiers

■ **INTERVENE (0-24%)**
■ **WATCH (25-49%)**
■ **REINFORCE (50-74%)**
■ **MODEL (75-100%)**

2013-2014 2014-2015 2015-2016 CITY RANK PEER RANK

OVERALL: 7% INTERVENE

A school's overall score represents its combined performance on the Achievement, Progress, Climate, and College & Career (for high schools only) domains.



130th
out of 138

21st
out of 23

Achievement: 6% Intervene

The Achievement domain measures performance on standardized assessments, including PSSA, Keystone Exams, ACCESS for ELLs, and reading assessments.



103rd
out of 138

12th
out of 23

Progress: 6% Intervene

The Progress domain measures growth on standardized assessments and progress towards graduation (for high schools only).



115th
out of 132

18th
out of 21

Climate: 10% Intervene

The Climate domain measures school climate and student and parent/guardian engagement.



130th
out of 140

21st
out of 23

D. Newlin Fell School

School Code: 219
Sector: District
Address: 900 W. Oregon Ave., 19148
Phone/Fax: 215-952-6237 / 215-952-6239
Website: www.philasd.org/schools/dnfell

Report Type: K8 School (K-8)
Peer Group: 6
Enrollment: 559
Admissions Category: Neighborhood
Turnaround Model: N/A

Performance Tiers

■ **INTERVENE (0-24%)**
■ **WATCH (25-49%)**
■ **REINFORCE (50-74%)**
■ **MODEL (75-100%)**

2013-2014 2014-2015 2015-2016 CITY RANK PEER RANK

OVERALL: 58% REINFORCE

A school's overall score represents its combined performance on the Achievement, Progress, Climate, and College & Career (for high schools only) domains.



25th
out of 138

2nd
out of 4

Achievement: 40% Watch

The Achievement domain measures performance on standardized assessments, including PSSA, Keystone Exams, ACCESS for ELLs, and reading assessments.



18th
out of 138

2nd
out of 4

Progress: 68% Reinforce

The Progress domain measures growth on standardized assessments and progress towards graduation (for high schools only).



42nd
out of 132

3rd
out of 4

Climate: 64% Reinforce

The Climate domain measures school climate and student and parent/guardian engagement.



48th
out of 140

3rd
out of 4

Bache-Martin School

School Code: 221
Sector: District
Address: 2201 Brown St., 19130
Phone/Fax: 215-684-5074 / 215-684-5446
Website: www.philasd.org/schools/bachemartin

Report Type: K8 School (K-8)
Peer Group: 4
Enrollment: 441
Admissions Category: Neighborhood
Turnaround Model: N/A

Performance Tiers

■ **INTERVENE (0-24%)**
■ **WATCH (25-49%)**
■ **REINFORCE (50-74%)**
■ **MODEL (75-100%)**

2013-2014 2014-2015 2015-2016 CITY RANK PEER RANK

OVERALL: 43% WATCH

A school's overall score represents its combined performance on the Achievement, Progress, Climate, and College & Career (for high schools only) domains.



56th
out of 138

7th
out of 12

Achievement: 17% Intervene

The Achievement domain measures performance on standardized assessments, including PSSA, Keystone Exams, ACCESS for ELLs, and reading assessments.

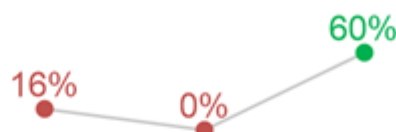


55th
out of 138

6th
out of 12

Progress: 60% Reinforce

The Progress domain measures growth on standardized assessments and progress towards graduation (for high schools only).



51st
out of 132

5th
out of 12

Climate: 53% Reinforce

The Climate domain measures school climate and student and parent/guardian engagement.



66th
out of 140

5th
out of 12

F. Amedee Bregy School

School Code: 224
Sector: District
Address: 1700 Bigler St., 19145
Phone/Fax: 215-952-6218 / 215-952-0858
Website: www.philasd.org/schools/bregy

Report Type: K8 School (K-8)
Peer Group: 7
Enrollment: 440
Admissions Category: Neighborhood
Turnaround Model: N/A

Performance Tiers

■ **INTERVENE (0-24%)**
■ **WATCH (25-49%)**
■ **REINFORCE (50-74%)**
■ **MODEL (75-100%)**

2013-2014 2014-2015 2015-2016 CITY RANK PEER RANK

OVERALL: 16% INTERVENE

A school's overall score represents its combined performance on the Achievement, Progress, Climate, and College & Career (for high schools only) domains.

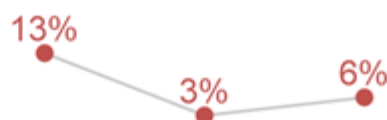


112th
out of 138

13th
out of 13

Achievement: 6% Intervene

The Achievement domain measures performance on standardized assessments, including PSSA, Keystone Exams, ACCESS for ELLs, and reading assessments.

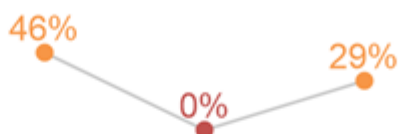


99th
out of 138

13th
out of 13

Progress: 29% Watch

The Progress domain measures growth on standardized assessments and progress towards graduation (for high schools only).

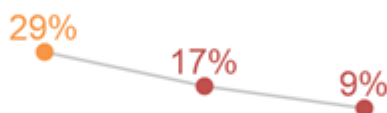


90th
out of 132

11th
out of 13

Climate: 9% Intervene

The Climate domain measures school climate and student and parent/guardian engagement.



132nd
out of 140

13th
out of 13

2015-2016 School Progress Report

George W. Childs School

School Code: 226
Sector: District
Address: 1599 Wharton St., 19146
Phone/Fax: 215-952-6213 / 215-952-6443
Website: www.philasd.org/schools/childs

Report Type: K8 School (K-8)
Peer Group: 7
Enrollment: 597
Admissions Category: Neighborhood
Turnaround Model: N/A

Performance Tiers

■ **INTERVENE (0-24%)** ■ **WATCH (25-49%)** ■ **REINFORCE (50-74%)** ■ **MODEL (75-100%)**

2013-2014 2014-2015 2015-2016 CITY RANK PEER RANK

OVERALL: 42% WATCH

A school's overall score represents its combined performance on the Achievement, Progress, Climate, and College & Career (for high schools only) domains.



59th
out of 138

8th
out of 13

Achievement: 15% Intervene

The Achievement domain measures performance on standardized assessments, including PSSA, Keystone Exams, ACCESS for ELLs, and reading assessments.



61st
out of 138

7th
out of 13

Progress: 56% Reinforce

The Progress domain measures growth on standardized assessments and progress towards graduation (for high schools only).



54th
out of 132

5th
out of 13

Climate: 51% Reinforce

The Climate domain measures school climate and student and parent/guardian engagement.



70th
out of 140

8th
out of 13

2015-2016 School Progress Report

General George A. McCall School

School Code: 234
Sector: District
Address: 325 S. 7th St., 19106
Phone/Fax: 215-351-7350 / 215-351-7349
Website: www.philasd.org/schools/mccall

Report Type: K8 School (K-8)
Peer Group: 9
Enrollment: 703
Admissions Category: Neighborhood
Turnaround Model: N/A

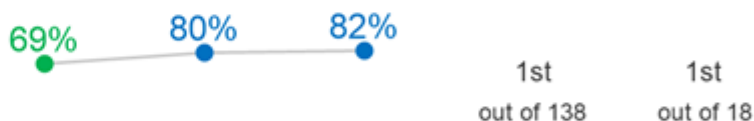
Performance Tiers

■ **INTERVENE (0-24%)** ■ **WATCH (25-49%)** ■ **REINFORCE (50-74%)** ■ **MODEL (75-100%)**

2013-2014 2014-2015 2015-2016 CITY RANK PEER RANK

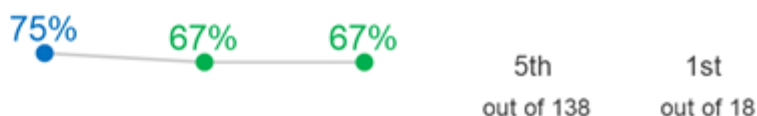
OVERALL: 82% MODEL

A school's overall score represents its combined performance on the Achievement, Progress, Climate, and College & Career (for high schools only) domains.



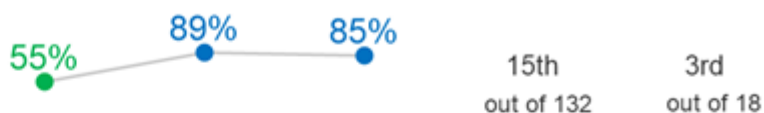
Achievement: 67% Reinforce

The Achievement domain measures performance on standardized assessments, including PSSA, Keystone Exams, ACCESS for ELLs, and reading assessments.



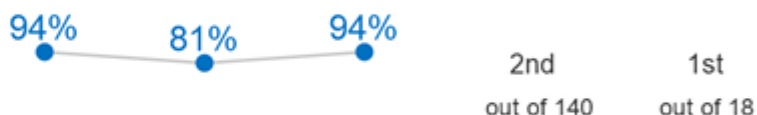
Progress: 85% Model

The Progress domain measures growth on standardized assessments and progress towards graduation (for high schools only).



Climate: 94% Model

The Climate domain measures school climate and student and parent/guardian engagement.



Delaplaine McDaniel School

School Code: 237
 Sector: District
 Address: 1801 S. 22nd St., 19145
 Phone/Fax: 215-952-6380 / 215-952-6379
 Website: www.philasd.org/schools/mcdaniel

Report Type: K8 School (K-8)
 Peer Group: 2
 Enrollment: 727
 Admissions Category: Neighborhood
 Turnaround Model: N/A

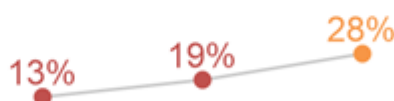
Performance Tiers

■ **INTERVENE (0-24%)**
■ **WATCH (25-49%)**
■ **REINFORCE (50-74%)**
■ **MODEL (75-100%)**

2013-2014 2014-2015 2015-2016 CITY RANK PEER RANK

OVERALL: 28% WATCH

A school's overall score represents its combined performance on the Achievement, Progress, Climate, and College & Career (for high schools only) domains.



89th
out of 138

7th
out of 20

Achievement: 3% Intervene

The Achievement domain measures performance on standardized assessments, including PSSA, Keystone Exams, ACCESS for ELLs, and reading assessments.

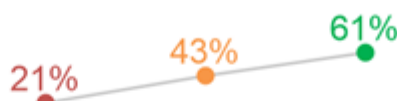


124th
out of 138

15th
out of 20

Progress: 61% Reinforce

The Progress domain measures growth on standardized assessments and progress towards graduation (for high schools only).



49th
out of 132

8th
out of 19

Climate: 12% Intervene

The Climate domain measures school climate and student and parent/guardian engagement.



123rd
out of 140

13th
out of 21

2015-2016 School Progress Report

William M. Meredith School

School Code: 238
Sector: District
Address: 725 S. 5th St., 19147
Phone/Fax: 215-351-7360 / 215-351-7190
Website: www.philasd.org/schools/meredith

Report Type: K8 School (K-8)
Peer Group: 8
Enrollment: 585
Admissions Category: Neighborhood
Turnaround Model: N/A

Performance Tiers

■ **INTERVENE (0-24%)** ■ **WATCH (25-49%)** ■ **REINFORCE (50-74%)** ■ **MODEL (75-100%)**

2013-2014 2014-2015 2015-2016 CITY RANK PEER RANK

OVERALL: 71% REINFORCE

A school's overall score represents its combined performance on the Achievement, Progress, Climate, and College & Career (for high schools only) domains.



10th
out of 138

5th
out of 10

Achievement: 79% Model

The Achievement domain measures performance on standardized assessments, including PSSA, Keystone Exams, ACCESS for ELLs, and reading assessments.



2nd
out of 138

2nd
out of 10

Progress: 49% Watch

The Progress domain measures growth on standardized assessments and progress towards graduation (for high schools only).



67th
out of 132

8th
out of 10

Climate: 89% Model

The Climate domain measures school climate and student and parent/guardian engagement.



11th
out of 140

6th
out of 10

Robert Morris School

School Code: 239
Sector: District
Address: 2600 W. Thompson St., 19121
Phone/Fax: 215-684-5087 / 215-684-8881
Website: www.philasd.org/schools/morris

Report Type: K8 School (K-8)
Peer Group: 1
Enrollment: 366
Admissions Category: Neighborhood
Turnaround Model: N/A

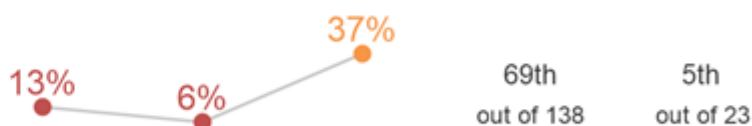
Performance Tiers

■ **INTERVENE (0-24%)**
■ **WATCH (25-49%)**
■ **REINFORCE (50-74%)**
■ **MODEL (75-100%)**

2013-2014 2014-2015 2015-2016 CITY RANK PEER RANK

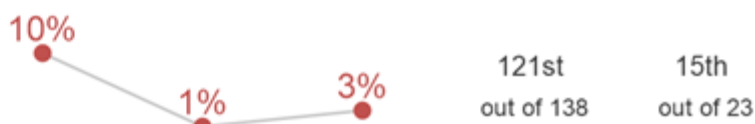
OVERALL: 37% WATCH

A school's overall score represents its combined performance on the Achievement, Progress, Climate, and College & Career (for high schools only) domains.



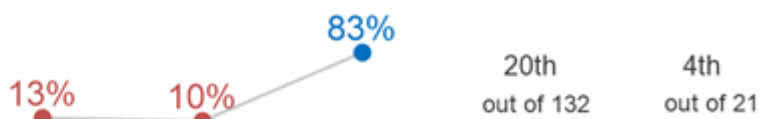
Achievement: 3% Intervene

The Achievement domain measures performance on standardized assessments, including PSSA, Keystone Exams, ACCESS for ELLs, and reading assessments.



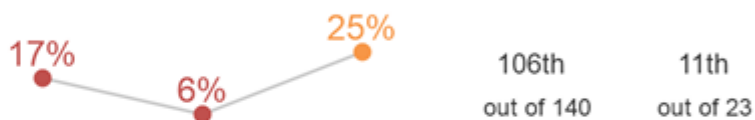
Progress: 83% Model

The Progress domain measures growth on standardized assessments and progress towards graduation (for high schools only).



Climate: 25% Watch

The Climate domain measures school climate and student and parent/guardian engagement.



2015-2016 School Progress Report

Edwin M. Stanton School

School Code: 245
Sector: District
Address: 1700 Christian St., 19146
Phone/Fax: 215-875-3185 / 215-875-3711
Website: www.philasd.org/schools/emstanton

Report Type: K8 School (K-8)
Peer Group: 2
Enrollment: 331
Admissions Category: Neighborhood
Turnaround Model: N/A

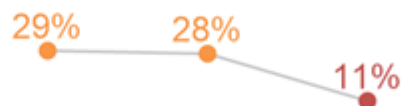
Performance Tiers

■ **INTERVENE (0-24%)** ■ **WATCH (25-49%)** ■ **REINFORCE (50-74%)** ■ **MODEL (75-100%)**

2013-2014 2014-2015 2015-2016 CITY RANK PEER RANK

OVERALL: 11% INTERVENE

A school's overall score represents its combined performance on the Achievement, Progress, Climate, and College & Career (for high schools only) domains.



126th
out of 138

16th
out of 20

Achievement: 10% Intervene

The Achievement domain measures performance on standardized assessments, including PSSA, Keystone Exams, ACCESS for ELLs, and reading assessments.

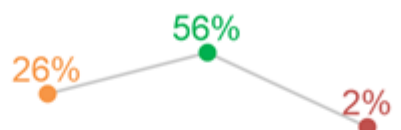


83rd
out of 138

3rd
out of 20

Progress: 2% Intervene

The Progress domain measures growth on standardized assessments and progress towards graduation (for high schools only).



128th
out of 132

18th
out of 19

Climate: 20% Intervene

The Climate domain measures school climate and student and parent/guardian engagement.



112th
out of 140

9th
out of 21

2015-2016 School Progress Report

Albert M. Greenfield School

School Code: 247
Sector: District
Address: 2200 Chestnut St., 19103
Phone/Fax: 215-299-3566 / 215-299-3567
Website: www.centercityschools.com/Greenfield

Report Type: K8 School (K-8)
Peer Group: 8
Enrollment: 608
Admissions Category: Neighborhood
Turnaround Model: N/A

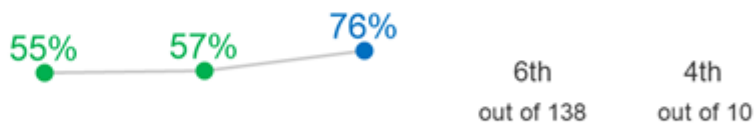
Performance Tiers

■ **INTERVENE (0-24%)** ■ **WATCH (25-49%)** ■ **REINFORCE (50-74%)** ■ **MODEL (75-100%)**

2013-2014 2014-2015 2015-2016 CITY RANK PEER RANK

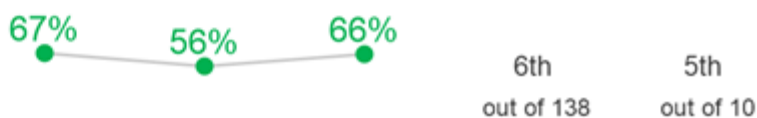
OVERALL: 76% MODEL

A school's overall score represents its combined performance on the Achievement, Progress, Climate, and College & Career (for high schools only) domains.



Achievement: 66% Reinforce

The Achievement domain measures performance on standardized assessments, including PSSA, Keystone Exams, ACCESS for ELLs, and reading assessments.



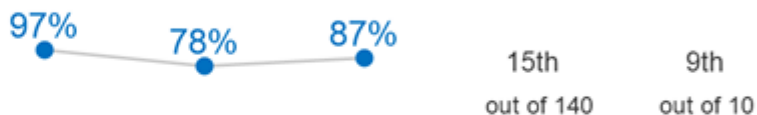
Progress: 76% Model

The Progress domain measures growth on standardized assessments and progress towards graduation (for high schools only).



Climate: 87% Model

The Climate domain measures school climate and student and parent/guardian engagement.



2015-2016 School Progress Report

Chester A. Arthur School

School Code: 248
Sector: District
Address: 2000 Catharine St., 19146
Phone/Fax: 215-875-5774 / 215-875-8057
Website: www.philasd.org/schools/arthur

Report Type: K8 School (K-8)
Peer Group: 4
Enrollment: 252
Admissions Category: Neighborhood
Turnaround Model: N/A

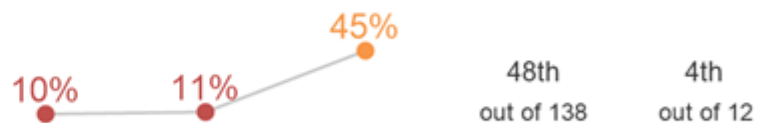
Performance Tiers

■ **INTERVENE (0-24%)** ■ **WATCH (25-49%)** ■ **REINFORCE (50-74%)** ■ **MODEL (75-100%)**

2013-2014 2014-2015 2015-2016 CITY RANK PEER RANK

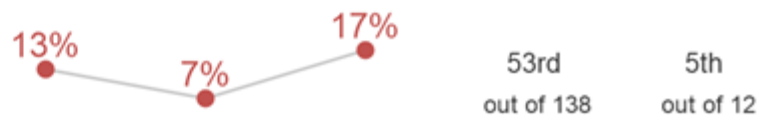
OVERALL: 45% WATCH

A school's overall score represents its combined performance on the Achievement, Progress, Climate, and College & Career (for high schools only) domains.



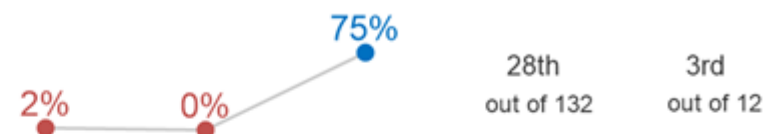
Achievement: 17% Intervene

The Achievement domain measures performance on standardized assessments, including PSSA, Keystone Exams, ACCESS for ELLs, and reading assessments.



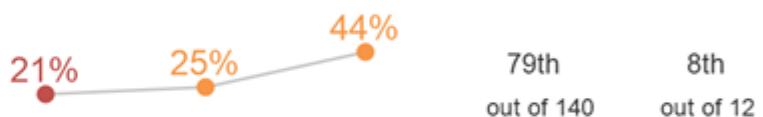
Progress: 75% Model

The Progress domain measures growth on standardized assessments and progress towards graduation (for high schools only).



Climate: 44% Watch

The Climate domain measures school climate and student and parent/guardian engagement.



2015-2016 School Progress Report

Laura W. Waring School

School Code: 249
Sector: District
Address: 1801 Green St., 19130
Phone/Fax: 215-684-5073 / 215-684-5479
Website: www.philasd.org/schools/waring

Report Type: K8 School (K-8)
Peer Group: 2
Enrollment: 314
Admissions Category: Neighborhood
Turnaround Model: N/A

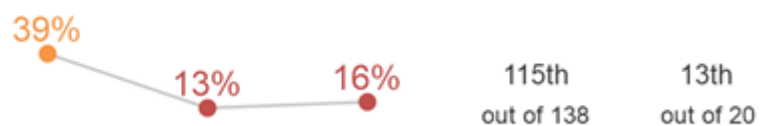
Performance Tiers

■ **INTERVENE (0-24%)** ■ **WATCH (25-49%)** ■ **REINFORCE (50-74%)** ■ **MODEL (75-100%)**

2013-2014 2014-2015 2015-2016 CITY RANK PEER RANK

OVERALL: 16% INTERVENE

A school's overall score represents its combined performance on the Achievement, Progress, Climate, and College & Career (for high schools only) domains.



Achievement: 8% Intervene

The Achievement domain measures performance on standardized assessments, including PSSA, Keystone Exams, ACCESS for ELLs, and reading assessments.



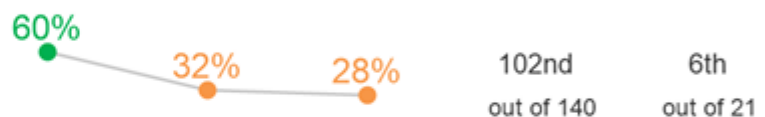
Progress: 10% Intervene

The Progress domain measures growth on standardized assessments and progress towards graduation (for high schools only).



Climate: 28% Watch

The Climate domain measures school climate and student and parent/guardian engagement.



Andrew Jackson School

School Code: 251
Sector: District
Address: 1213 S. 12th St., 19147
Phone/Fax: 215-952-6223 / 215-952-6488
Website: www.philasd.org/schools/jackson

Report Type: K8 School (K-8)
Peer Group: 7
Enrollment: 511
Admissions Category: Neighborhood
Turnaround Model: N/A

Performance Tiers

■ **INTERVENE (0-24%)**
■ **WATCH (25-49%)**
■ **REINFORCE (50-74%)**
■ **MODEL (75-100%)**

2013-2014 2014-2015 2015-2016 CITY RANK PEER RANK

OVERALL: 49% WATCH

A school's overall score represents its combined performance on the Achievement, Progress, Climate, and College & Career (for high schools only) domains.



42nd
out of 138

5th
out of 13

Achievement: 20% Intervene

The Achievement domain measures performance on standardized assessments, including PSSA, Keystone Exams, ACCESS for ELLs, and reading assessments.

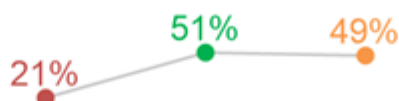


46th
out of 138

4th
out of 13

Progress: 49% Watch

The Progress domain measures growth on standardized assessments and progress towards graduation (for high schools only).



66th
out of 132

7th
out of 13

Climate: 77% Model

The Climate domain measures school climate and student and parent/guardian engagement.



29th
out of 140

1st
out of 13

2015-2016 School Progress Report

Eliza B. Kirkbride School

School Code: 258
Sector: District
Address: 1501 S. 7th St., 19147
Phone/Fax: 215-952-6214 / 215-952-6253
Website: www.philasd.org/schools/kirkbride

Report Type: K8 School (K-8)
Peer Group: 6
Enrollment: 547
Admissions Category: Neighborhood
Turnaround Model: N/A

Performance Tiers

■ **INTERVENE (0-24%)** ■ **WATCH (25-49%)** ■ **REINFORCE (50-74%)** ■ **MODEL (75-100%)**

2013-2014 2014-2015 2015-2016 CITY RANK PEER RANK

OVERALL: 73% REINFORCE

A school's overall score represents its combined performance on the Achievement, Progress, Climate, and College & Career (for high schools only) domains.



8th
out of 138

1st
out of 4

Achievement: 44% Watch

The Achievement domain measures performance on standardized assessments, including PSSA, Keystone Exams, ACCESS for ELLs, and reading assessments.



15th
out of 138

1st
out of 4

Progress: 85% Model

The Progress domain measures growth on standardized assessments and progress towards graduation (for high schools only).



14th
out of 132

1st
out of 4

Climate: 87% Model

The Climate domain measures school climate and student and parent/guardian engagement.



14th
out of 140

1st
out of 4

2015-2016 School Progress Report

George W. Nebinger School

School Code: 259
Sector: District
Address: 601 Carpenter St., 19147
Phone/Fax: 215-952-6202 / 215-952-6392
Website: www.philasd.org/schools/nebinger

Report Type: K8 School (K-8)
Peer Group: 7
Enrollment: 343
Admissions Category: Neighborhood
Turnaround Model: N/A

Performance Tiers

■ **INTERVENE (0-24%)** ■ **WATCH (25-49%)** ■ **REINFORCE (50-74%)** ■ **MODEL (75-100%)**

2013-2014 2014-2015 2015-2016 CITY RANK PEER RANK

OVERALL: 44% WATCH

A school's overall score represents its combined performance on the Achievement, Progress, Climate, and College & Career (for high schools only) domains.



52nd
out of 138

6th
out of 13

Achievement: 31% Watch

The Achievement domain measures performance on standardized assessments, including PSSA, Keystone Exams, ACCESS for ELLs, and reading assessments.



28th
out of 138

1st
out of 13

Progress: 39% Watch

The Progress domain measures growth on standardized assessments and progress towards graduation (for high schools only).



78th
out of 132

9th
out of 13

Climate: 64% Reinforce

The Climate domain measures school climate and student and parent/guardian engagement.



47th
out of 140

2nd
out of 13

2015-2016 School Progress Report

George W. Sharswood School

School Code: 263
Sector: District
Address: 2300 S. 2nd St., 19148
Phone/Fax: 215-952-6212 / 215-952-6405
Website: www.philasd.org/schools/sharswood

Report Type: K8 School (K-8)
Peer Group: 9
Enrollment: 541
Admissions Category: Neighborhood
Turnaround Model: N/A

Performance Tiers

■ **INTERVENE (0-24%)** ■ **WATCH (25-49%)** ■ **REINFORCE (50-74%)** ■ **MODEL (75-100%)**

2013-2014 2014-2015 2015-2016 CITY RANK PEER RANK

OVERALL: 50% REINFORCE

A school's overall score represents its combined performance on the Achievement, Progress, Climate, and College & Career (for high schools only) domains.



38th
out of 138

12th
out of 18

Achievement: 23% Intervene

The Achievement domain measures performance on standardized assessments, including PSSA, Keystone Exams, ACCESS for ELLs, and reading assessments.

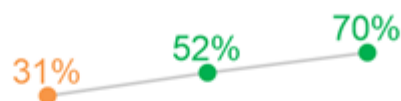


40th
out of 138

18th
out of 18

Progress: 70% Reinforce

The Progress domain measures growth on standardized assessments and progress towards graduation (for high schools only).



33rd
out of 132

8th
out of 18

Climate: 52% Reinforce

The Climate domain measures school climate and student and parent/guardian engagement.



67th
out of 140

17th
out of 18

Southwark School

School Code: 264
Sector: District
Address: 1835 S. 9th St., 19148
Phone/Fax: 215-952-8606 / 215-952-8670
Website: www.philasd.org/schools/southwark

Report Type: K8 School (K-8)
Peer Group: 6
Enrollment: 659
Admissions Category: Neighborhood
Turnaround Model: N/A

Performance Tiers

■ **INTERVENE (0-24%)**
■ **WATCH (25-49%)**
■ **REINFORCE (50-74%)**
■ **MODEL (75-100%)**

2013-2014 2014-2015 2015-2016 CITY RANK PEER RANK

OVERALL: 37% WATCH

A school's overall score represents its combined performance on the Achievement, Progress, Climate, and College & Career (for high schools only) domains.

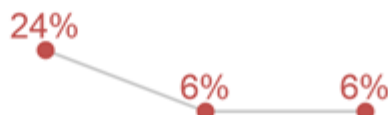


70th
out of 138

4th
out of 4

Achievement: 6% Intervene

The Achievement domain measures performance on standardized assessments, including PSSA, Keystone Exams, ACCESS for ELLs, and reading assessments.



104th
out of 138

4th
out of 4

Progress: 37% Watch

The Progress domain measures growth on standardized assessments and progress towards graduation (for high schools only).



84th
out of 132

4th
out of 4

Climate: 67% Reinforce

The Climate domain measures school climate and student and parent/guardian engagement.



42nd
out of 140

2nd
out of 4

2015-2016 School Progress Report

John H. Taggart School

School Code: 269
Sector: District
Address: 400 W. Porter St., 19148
Phone/Fax: 215-952-6228 / 215-952-8502
Website: www.philasd.org/schools/taggart

Report Type: K8 School (K-8)
Peer Group: 6
Enrollment: 456
Admissions Category: Neighborhood
Turnaround Model: N/A

Performance Tiers

■ **INTERVENE (0-24%)** ■ **WATCH (25-49%)** ■ **REINFORCE (50-74%)** ■ **MODEL (75-100%)**

2013-2014 2014-2015 2015-2016 CITY RANK PEER RANK

OVERALL: 49% WATCH

A school's overall score represents its combined performance on the Achievement, Progress, Climate, and College & Career (for high schools only) domains.

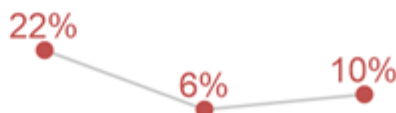


40th
out of 138

3rd
out of 4

Achievement: 10% Intervene

The Achievement domain measures performance on standardized assessments, including PSSA, Keystone Exams, ACCESS for ELLs, and reading assessments.



85th
out of 138

3rd
out of 4

Progress: 79% Model

The Progress domain measures growth on standardized assessments and progress towards graduation (for high schools only).



23rd
out of 132

2nd
out of 4

Climate: 60% Reinforce

The Climate domain measures school climate and student and parent/guardian engagement.



55th
out of 140

4th
out of 4

Vare-Washington School

School Code: 272
Sector: District
Address: 1198 S. 5th St., 19147
Phone/Fax: 215-952-8620 / 215-952-8508
Website: www.philasd.org/schools/avare

Report Type: K8 School (K-8)
Peer Group: 7
Enrollment: 382
Admissions Category: Neighborhood
Turnaround Model: N/A

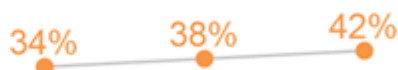
Performance Tiers

■ **INTERVENE (0-24%)**
■ **WATCH (25-49%)**
■ **REINFORCE (50-74%)**
■ **MODEL (75-100%)**

2013-2014 2014-2015 2015-2016 CITY RANK PEER RANK

OVERALL: 42% WATCH

A school's overall score represents its combined performance on the Achievement, Progress, Climate, and College & Career (for high schools only) domains.



58th
out of 138

7th
out of 13

Achievement: 23% Intervene

The Achievement domain measures performance on standardized assessments, including PSSA, Keystone Exams, ACCESS for ELLs, and reading assessments.

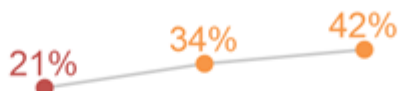


43rd
out of 138

3rd
out of 13

Progress: 42% Watch

The Progress domain measures growth on standardized assessments and progress towards graduation (for high schools only).



75th
out of 132

8th
out of 13

Climate: 62% Reinforce

The Climate domain measures school climate and student and parent/guardian engagement.



53rd
out of 140

3rd
out of 13

2015-2016 School Progress Report

James G. Blaine School

School Code: 422
Sector: District
Address: 3001 W. Berks St., 19121
Phone/Fax: 215-684-5085 / 215-684-8858
Website: www.philasd.org/schools/blaine

Report Type: K8 School (K-8)
Peer Group: 1
Enrollment: 507
Admissions Category: Neighborhood
Turnaround Model: District Transformation

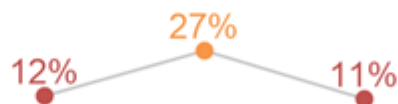
Performance Tiers

■ **INTERVENE (0-24%)** ■ **WATCH (25-49%)** ■ **REINFORCE (50-74%)** ■ **MODEL (75-100%)**

2013-2014 2014-2015 2015-2016 CITY RANK PEER RANK

OVERALL: 11% INTERVENE

A school's overall score represents its combined performance on the Achievement, Progress, Climate, and College & Career (for high schools only) domains.



124th
out of 138

18th
out of 23

Achievement: 9% Intervene

The Achievement domain measures performance on standardized assessments, including PSSA, Keystone Exams, ACCESS for ELLs, and reading assessments.

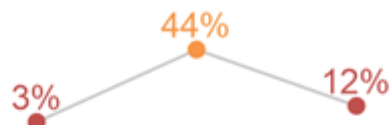


91st
out of 138

9th
out of 23

Progress: 12% Intervene

The Progress domain measures growth on standardized assessments and progress towards graduation (for high schools only).



105th
out of 132

16th
out of 21

Climate: 12% Intervene

The Climate domain measures school climate and student and parent/guardian engagement.



121st
out of 140

16th
out of 23

2015-2016 School Progress Report

William Dick School

School Code: 427
Sector: District
Address: 2498 W. Diamond St., 19121
Phone/Fax: 215-684-5081 / 215-684-8995
Website: www.philasd.org/schools/dick

Report Type: K8 School (K-8)
Peer Group: 1
Enrollment: 546
Admissions Category: Neighborhood
Turnaround Model: N/A

Performance Tiers

■ **INTERVENE (0-24%)** ■ **WATCH (25-49%)** ■ **REINFORCE (50-74%)** ■ **MODEL (75-100%)**

2013-2014 2014-2015 2015-2016 CITY RANK PEER RANK

OVERALL: 26% WATCH

A school's overall score represents its combined performance on the Achievement, Progress, Climate, and College & Career (for high schools only) domains.

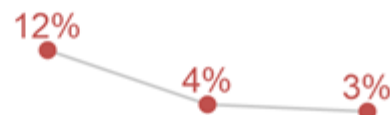


96th
out of 138

11th
out of 23

Achievement: 3% Intervene

The Achievement domain measures performance on standardized assessments, including PSSA, Keystone Exams, ACCESS for ELLs, and reading assessments.



122nd
out of 138

16th
out of 23

Progress: 39% Watch

The Progress domain measures growth on standardized assessments and progress towards graduation (for high schools only).

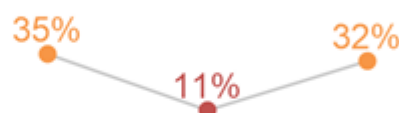


80th
out of 132

13th
out of 21

Climate: 32% Watch

The Climate domain measures school climate and student and parent/guardian engagement.



94th
out of 140

7th
out of 23

Edward Heston School

School Code: 430
Sector: District
Address: 1621 N. 54th St., 19131
Phone/Fax: 215-581-5514 / 215-581-5724
Website: www.philasd.org/schools/heston

Report Type: K8 School (K-8)
Peer Group: 2
Enrollment: 476
Admissions Category: Neighborhood
Turnaround Model: N/A

Performance Tiers

■ **INTERVENE (0-24%)**
■ **WATCH (25-49%)**
■ **REINFORCE (50-74%)**
■ **MODEL (75-100%)**

2013-2014 2014-2015 2015-2016 CITY RANK PEER RANK

OVERALL: 22% INTERVENE

A school's overall score represents its combined performance on the Achievement, Progress, Climate, and College & Career (for high schools only) domains.

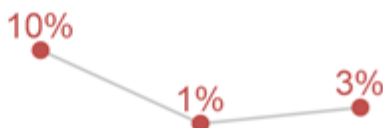


101st
out of 138

10th
out of 20

Achievement: 3% Intervene

The Achievement domain measures performance on standardized assessments, including PSSA, Keystone Exams, ACCESS for ELLs, and reading assessments.

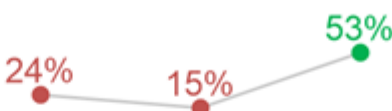


123rd
out of 138

14th
out of 20

Progress: 53% Reinforce

The Progress domain measures growth on standardized assessments and progress towards graduation (for high schools only).



59th
out of 132

10th
out of 19

Climate: 10% Intervene

The Climate domain measures school climate and student and parent/guardian engagement.



131st
out of 140

16th
out of 21

2015-2016 School Progress Report

Robert E. Lamberton School

School Code: 432
Sector: District
Address: 7501 Woodbine Ave., 19151
Phone/Fax: 215-581-5650 / 215-581-3403
Website: www.philasd.org/schools/lamberton

Report Type: K8 School (K-8)
Peer Group: 4
Enrollment: 572
Admissions Category: Neighborhood
Turnaround Model: N/A

Performance Tiers

■ **INTERVENE (0-24%)** ■ **WATCH (25-49%)** ■ **REINFORCE (50-74%)** ■ **MODEL (75-100%)**

2013-2014 2014-2015 2015-2016 CITY RANK PEER RANK

OVERALL: 20% INTERVENE

A school's overall score represents its combined performance on the Achievement, Progress, Climate, and College & Career (for high schools only) domains.

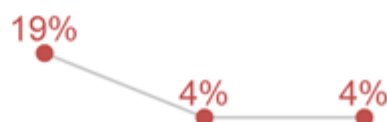


108th
out of 138

11th
out of 12

Achievement: 4% Intervene

The Achievement domain measures performance on standardized assessments, including PSSA, Keystone Exams, ACCESS for ELLs, and reading assessments.

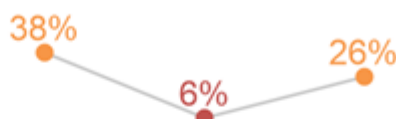


113th
out of 138

11th
out of 12

Progress: 26% Watch

The Progress domain measures growth on standardized assessments and progress towards graduation (for high schools only).

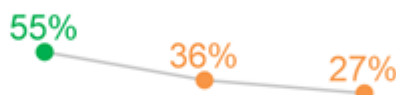


91st
out of 132

10th
out of 12

Climate: 27% Watch

The Climate domain measures school climate and student and parent/guardian engagement.



103rd
out of 140

11th
out of 12

E. Washington Rhodes School

School Code: 435
Sector: District
Address: 2900 W. Clearfield St., 19132
Phone/Fax: 215-227-4402 / 215-227-4926
Website: www.philasd.org/schools/rhodes-elementary

Report Type: K8 School (K-8)
Peer Group: 1
Enrollment: 570
Admissions Category: Neighborhood
Turnaround Model: N/A

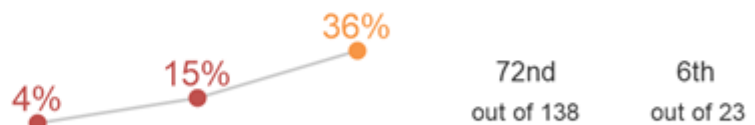
Performance Tiers

■ **INTERVENE (0-24%)** ■ **WATCH (25-49%)** ■ **REINFORCE (50-74%)** ■ **MODEL (75-100%)**

2013-2014 2014-2015 2015-2016 CITY RANK PEER RANK

OVERALL: 36% WATCH

A school's overall score represents its combined performance on the Achievement, Progress, Climate, and College & Career (for high schools only) domains.



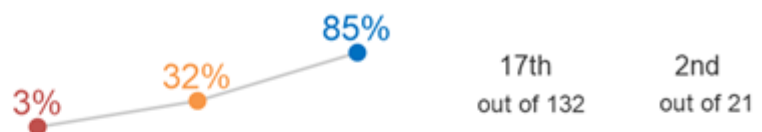
Achievement: 0% Intervene

The Achievement domain measures performance on standardized assessments, including PSSA, Keystone Exams, ACCESS for ELLs, and reading assessments.



Progress: 85% Model

The Progress domain measures growth on standardized assessments and progress towards graduation (for high schools only).



Climate: 10% Intervene

The Climate domain measures school climate and student and parent/guardian engagement.



2015-2016 School Progress Report

Dr. Ethel Allen School

School Code: 444
Sector: District
Address: 3200 W. Lehigh Ave., 19132
Phone/Fax: 215-227-4404 / 215-227-2971
Website: www.philasd.org/schools/ethelallen

Report Type: K8 School (K-8)
Peer Group: 2
Enrollment: 559
Admissions Category: Neighborhood
Turnaround Model: Promise Academy

Performance Tiers

■ **INTERVENE (0-24%)** ■ **WATCH (25-49%)** ■ **REINFORCE (50-74%)** ■ **MODEL (75-100%)**

2013-2014 2014-2015 2015-2016 CITY RANK PEER RANK

OVERALL: 22% INTERVENE

A school's overall score represents its combined performance on the Achievement, Progress, Climate, and College & Career (for high schools only) domains.

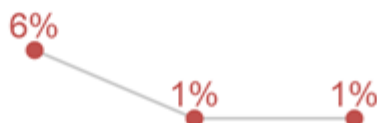


100th
out of 138

9th
out of 20

Achievement: 1% Intervene

The Achievement domain measures performance on standardized assessments, including PSSA, Keystone Exams, ACCESS for ELLs, and reading assessments.



133rd
out of 138

19th
out of 20

Progress: 55% Reinforce

The Progress domain measures growth on standardized assessments and progress towards graduation (for high schools only).

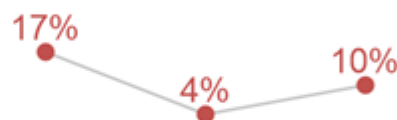


56th
out of 132

9th
out of 19

Climate: 10% Intervene

The Climate domain measures school climate and student and parent/guardian engagement.



129th
out of 140

15th
out of 21

Tanner G. Duckrey School

School Code: 446
 Sector: District
 Address: 1501 W. Diamond St., 19121
 Phone/Fax: 215-684-5066 / 215-684-8927
 Website: www.philasd.org/schools/duckrey

Report Type: K8 School (K-8)
 Peer Group: 2
 Enrollment: 627
 Admissions Category: Neighborhood
 Turnaround Model: N/A

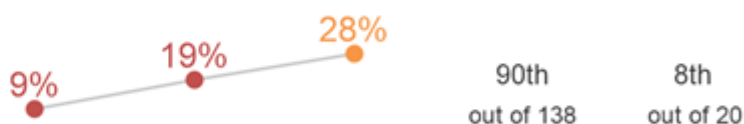
Performance Tiers

■ **INTERVENE (0-24%)**
■ **WATCH (25-49%)**
■ **REINFORCE (50-74%)**
■ **MODEL (75-100%)**

2013-2014 2014-2015 2015-2016 CITY RANK PEER RANK

OVERALL: 28% WATCH

A school's overall score represents its combined performance on the Achievement, Progress, Climate, and College & Career (for high schools only) domains.



Achievement: 1% Intervene

The Achievement domain measures performance on standardized assessments, including PSSA, Keystone Exams, ACCESS for ELLs, and reading assessments.



Progress: 67% Reinforce

The Progress domain measures growth on standardized assessments and progress towards graduation (for high schools only).



Climate: 5% Intervene

The Climate domain measures school climate and student and parent/guardian engagement.



Overbrook Educational Center

School Code: 448
 Sector: District
 Address: 6722 Lansdowne Ave., 19151
 Phone/Fax: 215-581-5890 / 215-581-5677
 Website: www.philasd.org/schools/oec

Report Type: K8 School (K-8)
 Peer Group: 4
 Enrollment: 262
 Admissions Category: Citywide
 Turnaround Model: N/A

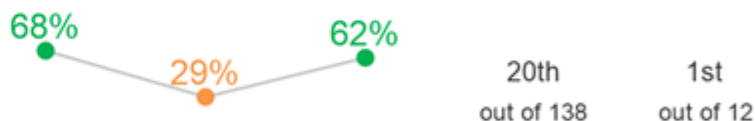
Performance Tiers

■ **INTERVENE (0-24%)**
■ **WATCH (25-49%)**
■ **REINFORCE (50-74%)**
■ **MODEL (75-100%)**

2013-2014 2014-2015 2015-2016 CITY RANK PEER RANK

OVERALL: 62% REINFORCE

A school's overall score represents its combined performance on the Achievement, Progress, Climate, and College & Career (for high schools only) domains.



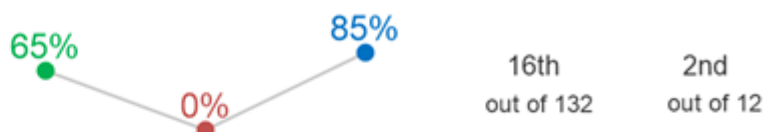
Achievement: 23% Intervene

The Achievement domain measures performance on standardized assessments, including PSSA, Keystone Exams, ACCESS for ELLs, and reading assessments.



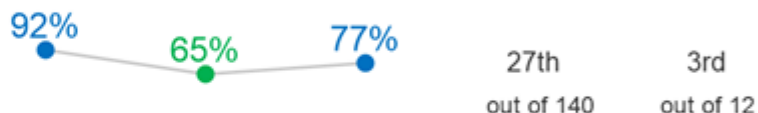
Progress: 85% Model

The Progress domain measures growth on standardized assessments and progress towards graduation (for high schools only).



Climate: 77% Model

The Climate domain measures school climate and student and parent/guardian engagement.



Edward Gideon School

School Code: 453
Sector: District
Address: 2817 W. Glenwood Ave., 19121
Phone/Fax: 215-684-5072 / 215-684-8917
Website: www.philasd.org/schools/gideon

Report Type: K8 School (K-8)
Peer Group: 1
Enrollment: 326
Admissions Category: Neighborhood
Turnaround Model: N/A

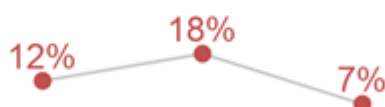
Performance Tiers

■ **INTERVENE (0-24%)**
■ **WATCH (25-49%)**
■ **REINFORCE (50-74%)**
■ **MODEL (75-100%)**

2013-2014 2014-2015 2015-2016 CITY RANK PEER RANK

OVERALL: 7% INTERVENE

A school's overall score represents its combined performance on the Achievement, Progress, Climate, and College & Career (for high schools only) domains.



129th
out of 138

20th
out of 23

Achievement: 6% Intervene

The Achievement domain measures performance on standardized assessments, including PSSA, Keystone Exams, ACCESS for ELLs, and reading assessments.

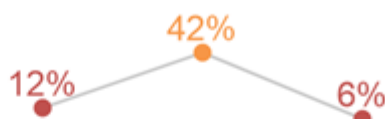


102nd
out of 138

11th
out of 23

Progress: 6% Intervene

The Progress domain measures growth on standardized assessments and progress towards graduation (for high schools only).



121st
out of 132

20th
out of 21

Climate: 11% Intervene

The Climate domain measures school climate and student and parent/guardian engagement.



126th
out of 140

19th
out of 23

2015-2016 School Progress Report

William D. Kelley School

School Code: 456
Sector: District
Address: 1601 N. 28th St., 19121
Phone/Fax: 215-684-5071 / 215-684-5179
Website: www.philasd.org/schools/kelley

Report Type: K8 School (K-8)
Peer Group: 2
Enrollment: 398
Admissions Category: Neighborhood
Turnaround Model: District Transformation

Performance Tiers

■ **INTERVENE (0-24%)** ■ **WATCH (25-49%)** ■ **REINFORCE (50-74%)** ■ **MODEL (75-100%)**

2013-2014 2014-2015 2015-2016 CITY RANK PEER RANK

OVERALL: 29% WATCH

A school's overall score represents its combined performance on the Achievement, Progress, Climate, and College & Career (for high schools only) domains.



85th
out of 138

6th
out of 20

Achievement: 8% Intervene

The Achievement domain measures performance on standardized assessments, including PSSA, Keystone Exams, ACCESS for ELLs, and reading assessments.

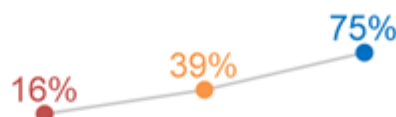


95th
out of 138

5th
out of 20

Progress: 75% Model

The Progress domain measures growth on standardized assessments and progress towards graduation (for high schools only).



29th
out of 132

4th
out of 19

Climate: 6% Intervene

The Climate domain measures school climate and student and parent/guardian engagement.



136th
out of 140

19th
out of 21

General George G. Meade School

School Code: 457
Sector: District
Address: 1600 N. 18th St., 19121
Phone/Fax: 215-684-5062 / 215-684-7006
Website: www.philasd.org/schools/meade

Report Type: K8 School (K-8)
Peer Group: 1
Enrollment: 375
Admissions Category: Neighborhood
Turnaround Model: N/A

Performance Tiers

■ **INTERVENE (0-24%)**
■ **WATCH (25-49%)**
■ **REINFORCE (50-74%)**
■ **MODEL (75-100%)**

2013-2014 2014-2015 2015-2016 CITY RANK PEER RANK

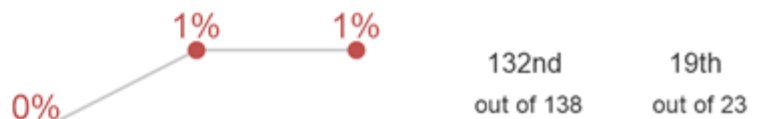
OVERALL: 20% INTERVENE

A school's overall score represents its combined performance on the Achievement, Progress, Climate, and College & Career (for high schools only) domains.



Achievement: 1% Intervene

The Achievement domain measures performance on standardized assessments, including PSSA, Keystone Exams, ACCESS for ELLs, and reading assessments.



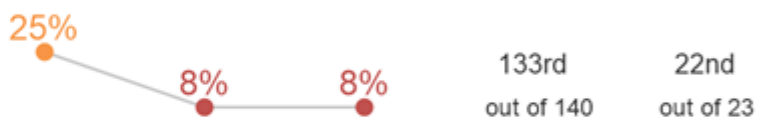
Progress: 50% Reinforce

The Progress domain measures growth on standardized assessments and progress towards graduation (for high schools only).



Climate: 8% Intervene

The Climate domain measures school climate and student and parent/guardian engagement.



2015-2016 School Progress Report

Julia de Burgos School

School Code: 517
Sector: District
Address: 401 W. Lehigh Ave., 19133
Phone/Fax: 215-291-4065 / 215-291-4084
Website: www.philasd.org/schools/deburgos

Report Type: K8 School (K-8)
Peer Group: 3
Enrollment: 851
Admissions Category: Neighborhood
Turnaround Model: N/A

Performance Tiers

■ **INTERVENE (0-24%)** ■ **WATCH (25-49%)** ■ **REINFORCE (50-74%)** ■ **MODEL (75-100%)**

2013-2014 2014-2015 2015-2016 CITY RANK PEER RANK

OVERALL: 11% INTERVENE

A school's overall score represents its combined performance on the Achievement, Progress, Climate, and College & Career (for high schools only) domains.

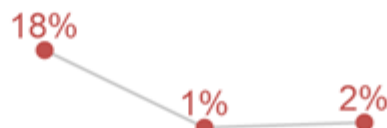


125th
out of 138

16th
out of 17

Achievement: 2% Intervene

The Achievement domain measures performance on standardized assessments, including PSSA, Keystone Exams, ACCESS for ELLs, and reading assessments.



128th
out of 138

16th
out of 17

Progress: 4% Intervene

The Progress domain measures growth on standardized assessments and progress towards graduation (for high schools only).



126th
out of 132

16th
out of 17

Climate: 28% Watch

The Climate domain measures school climate and student and parent/guardian engagement.



101st
out of 140

15th
out of 17

Alexander Adaire School

School Code: 520
Sector: District
Address: 1300 E. Palmer St., 19125
Phone/Fax: 215-291-4712 / 215-291-6350
Website: www.philasd.org/schools/adaire

Report Type: K8 School (K-8)
Peer Group: 9
Enrollment: 358
Admissions Category: Neighborhood
Turnaround Model: N/A

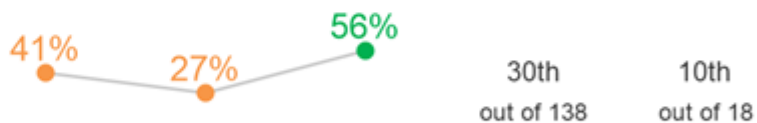
Performance Tiers

■ **INTERVENE (0-24%)**
■ **WATCH (25-49%)**
■ **REINFORCE (50-74%)**
■ **MODEL (75-100%)**

2013-2014 2014-2015 2015-2016 CITY RANK PEER RANK

OVERALL: 56% REINFORCE

A school's overall score represents its combined performance on the Achievement, Progress, Climate, and College & Career (for high schools only) domains.



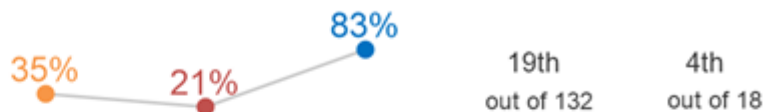
Achievement: 25% Watch

The Achievement domain measures performance on standardized assessments, including PSSA, Keystone Exams, ACCESS for ELLs, and reading assessments.



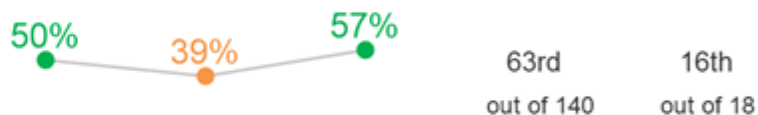
Progress: 83% Model

The Progress domain measures growth on standardized assessments and progress towards graduation (for high schools only).



Climate: 57% Reinforce

The Climate domain measures school climate and student and parent/guardian engagement.



2015-2016 School Progress Report

Henry A. Brown School

School Code: 521
Sector: District
Address: 1946 E. Sergeant St., 19125
Phone/Fax: 215-291-4717 / 215-291-5836
Website: www.philasd.org/schools/habrown

Report Type: K8 School (K-8)
Peer Group: 7
Enrollment: 541
Admissions Category: Neighborhood
Turnaround Model: N/A

Performance Tiers

■ **INTERVENE (0-24%)** ■ **WATCH (25-49%)** ■ **REINFORCE (50-74%)** ■ **MODEL (75-100%)**

2013-2014 2014-2015 2015-2016 CITY RANK PEER RANK

OVERALL: 21% INTERVENE

A school's overall score represents its combined performance on the Achievement, Progress, Climate, and College & Career (for high schools only) domains.



104th
out of 138

12th
out of 13

Achievement: 15% Intervene

The Achievement domain measures performance on standardized assessments, including PSSA, Keystone Exams, ACCESS for ELLs, and reading assessments.

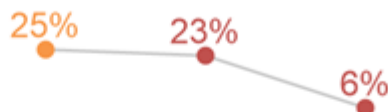


60th
out of 138

6th
out of 13

Progress: 6% Intervene

The Progress domain measures growth on standardized assessments and progress towards graduation (for high schools only).



119th
out of 132

13th
out of 13

Climate: 44% Watch

The Climate domain measures school climate and student and parent/guardian engagement.



78th
out of 140

11th
out of 13

2015-2016 School Progress Report

Paul L. Dunbar School

School Code: 525
Sector: District
Address: 1750 N. 12th St., 19122
Phone/Fax: 215-684-5065 / 215-684-8945
Website: www.philasd.org/schools/dunbar

Report Type: K8 School (K-8)
Peer Group: 1
Enrollment: 316
Admissions Category: Neighborhood
Turnaround Model: Promise Academy

Performance Tiers

■ **INTERVENE (0-24%)** ■ **WATCH (25-49%)** ■ **REINFORCE (50-74%)** ■ **MODEL (75-100%)**

2013-2014 2014-2015 2015-2016 CITY RANK PEER RANK

OVERALL: 14% INTERVENE

A school's overall score represents its combined performance on the Achievement, Progress, Climate, and College & Career (for high schools only) domains.

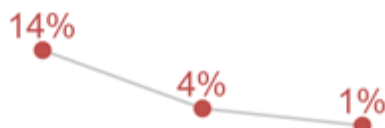


116th
out of 138

17th
out of 23

Achievement: 1% Intervene

The Achievement domain measures performance on standardized assessments, including PSSA, Keystone Exams, ACCESS for ELLs, and reading assessments.

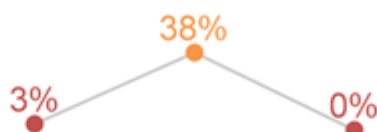


129th
out of 138

18th
out of 23

Progress: 0% Intervene

The Progress domain measures growth on standardized assessments and progress towards graduation (for high schools only).

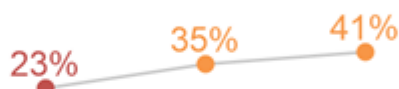


132nd
out of 132

21st
out of 21

Climate: 41% Watch

The Climate domain measures school climate and student and parent/guardian engagement.



83rd
out of 140

4th
out of 23

2015-2016 School Progress Report

John F. Hartranft School

School Code: 532
Sector: District
Address: 720 W. Cumberland St., 19133
Phone/Fax: 215-684-5088 / 215-765-6515
Website: www.philasd.org/schools/hartranft

Report Type: K8 School (K-8)
Peer Group: 2
Enrollment: 504
Admissions Category: Neighborhood
Turnaround Model: N/A

Performance Tiers

■ **INTERVENE (0-24%)** ■ **WATCH (25-49%)** ■ **REINFORCE (50-74%)** ■ **MODEL (75-100%)**

2013-2014 2014-2015 2015-2016 CITY RANK PEER RANK

OVERALL: 34% WATCH

A school's overall score represents its combined performance on the Achievement, Progress, Climate, and College & Career (for high schools only) domains.



76th
out of 138

4th
out of 20

Achievement: 5% Intervene

The Achievement domain measures performance on standardized assessments, including PSSA, Keystone Exams, ACCESS for ELLs, and reading assessments.



107th
out of 138

9th
out of 20

Progress: 86% Model

The Progress domain measures growth on standardized assessments and progress towards graduation (for high schools only).



11th
out of 132

2nd
out of 19

Climate: 13% Intervene

The Climate domain measures school climate and student and parent/guardian engagement.



119th
out of 140

11th
out of 21

2015-2016 School Progress Report

William H. Hunter School

School Code: 533
Sector: District
Address: 2400 N. Front St., 19133
Phone/Fax: 215-291-4710 / 215-291-5177
Website: www.philasd.org/schools/hunter

Report Type: K8 School (K-8)
Peer Group: 3
Enrollment: 516
Admissions Category: Neighborhood
Turnaround Model: N/A

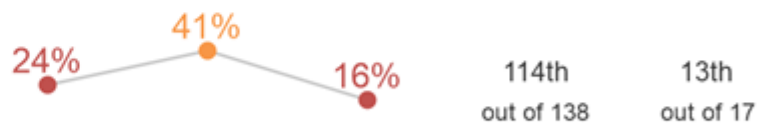
Performance Tiers

■ **INTERVENE (0-24%)** ■ **WATCH (25-49%)** ■ **REINFORCE (50-74%)** ■ **MODEL (75-100%)**

2013-2014 2014-2015 2015-2016 CITY RANK PEER RANK

OVERALL: 16% INTERVENE

A school's overall score represents its combined performance on the Achievement, Progress, Climate, and College & Career (for high schools only) domains.



Achievement: 8% Intervene

The Achievement domain measures performance on standardized assessments, including PSSA, Keystone Exams, ACCESS for ELLs, and reading assessments.



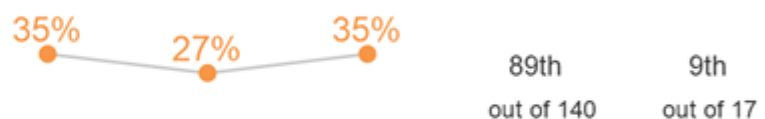
Progress: 6% Intervene

The Progress domain measures growth on standardized assessments and progress towards graduation (for high schools only).



Climate: 35% Watch

The Climate domain measures school climate and student and parent/guardian engagement.



2015-2016 School Progress Report

James R. Ludlow School

School Code: 534
Sector: District
Address: 550 W. Master St., 19122
Phone/Fax: 215-684-5060 / 215-684-4387
Website: www.philasd.org/schools/ludlow

Report Type: K8 School (K-8)
Peer Group: 1
Enrollment: 331
Admissions Category: Neighborhood
Turnaround Model: N/A

Performance Tiers

■ **INTERVENE (0-24%)** ■ **WATCH (25-49%)** ■ **REINFORCE (50-74%)** ■ **MODEL (75-100%)**

2013-2014 2014-2015 2015-2016 CITY RANK PEER RANK

OVERALL: 32% WATCH

A school's overall score represents its combined performance on the Achievement, Progress, Climate, and College & Career (for high schools only) domains.

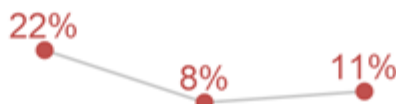


79th
out of 138

7th
out of 23

Achievement: 11% Intervene

The Achievement domain measures performance on standardized assessments, including PSSA, Keystone Exams, ACCESS for ELLs, and reading assessments.

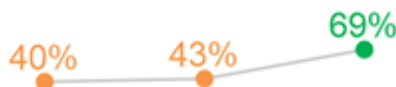


80th
out of 138

5th
out of 23

Progress: 69% Reinforce

The Progress domain measures growth on standardized assessments and progress towards graduation (for high schools only).



36th
out of 132

6th
out of 21

Climate: 17% Intervene

The Climate domain measures school climate and student and parent/guardian engagement.



117th
out of 140

14th
out of 23

2015-2016 School Progress Report

William McKinley School

School Code: 535
Sector: District
Address: 2101 N. Orkney St., 19122
Phone/Fax: 215-291-4702 / 215-291-5613
Website: www.philasd.org/schools/mckinley

Report Type: K8 School (K-8)
Peer Group: 3
Enrollment: 463
Admissions Category: Neighborhood
Turnaround Model: N/A

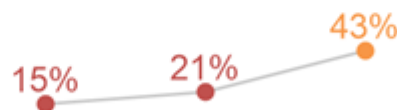
Performance Tiers

■ **INTERVENE (0-24%)** ■ **WATCH (25-49%)** ■ **REINFORCE (50-74%)** ■ **MODEL (75-100%)**

2013-2014 2014-2015 2015-2016 CITY RANK PEER RANK

OVERALL: 43% WATCH

A school's overall score represents its combined performance on the Achievement, Progress, Climate, and College & Career (for high schools only) domains.



57th
out of 138

5th
out of 17

Achievement: 5% Intervene

The Achievement domain measures performance on standardized assessments, including PSSA, Keystone Exams, ACCESS for ELLs, and reading assessments.

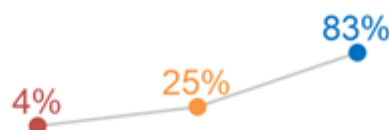


105th
out of 138

13th
out of 17

Progress: 83% Model

The Progress domain measures growth on standardized assessments and progress towards graduation (for high schools only).



20th
out of 132

3rd
out of 17

Climate: 41% Watch

The Climate domain measures school climate and student and parent/guardian engagement.



82nd
out of 140

7th
out of 17

Potter-Thomas School

School Code: 539
 Sector: District
 Address: 3001 N. 6th St., 19133
 Phone/Fax: 215-227-4423 / 215-227-7196
 Website: www.philasd.org/schools/potterthomas

Report Type: K8 School (K-8)
 Peer Group: 3
 Enrollment: 637
 Admissions Category: Neighborhood
 Turnaround Model: Promise Academy

Performance Tiers

■ **INTERVENE (0-24%)**
■ **WATCH (25-49%)**
■ **REINFORCE (50-74%)**
■ **MODEL (75-100%)**

2013-2014 2014-2015 2015-2016 CITY RANK PEER RANK

OVERALL: 9% INTERVENE

A school's overall score represents its combined performance on the Achievement, Progress, Climate, and College & Career (for high schools only) domains.

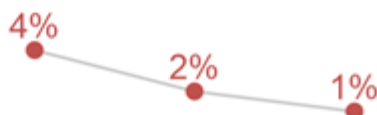


128th
out of 138

17th
out of 17

Achievement: 1% Intervene

The Achievement domain measures performance on standardized assessments, including PSSA, Keystone Exams, ACCESS for ELLs, and reading assessments.

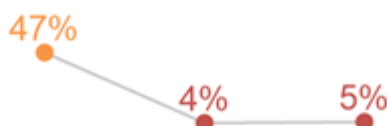


131st
out of 138

17th
out of 17

Progress: 5% Intervene

The Progress domain measures growth on standardized assessments and progress towards graduation (for high schools only).



122nd
out of 132

13th
out of 17

Climate: 20% Intervene

The Climate domain measures school climate and student and parent/guardian engagement.



111th
out of 140

17th
out of 17

2015-2016 School Progress Report

John Welsh School

School Code: 542
Sector: District
Address: 2331 N. 4th St., 19133
Phone/Fax: 215-291-4708 / 215-291-4153
Website: www.philasd.org/schools/welsh

Report Type: K8 School (K-8)
Peer Group: 3
Enrollment: 456
Admissions Category: Neighborhood
Turnaround Model: N/A

Performance Tiers

■ **INTERVENE (0-24%)** ■ **WATCH (25-49%)** ■ **REINFORCE (50-74%)** ■ **MODEL (75-100%)**

2013-2014 2014-2015 2015-2016 CITY RANK PEER RANK

OVERALL: 14% INTERVENE

A school's overall score represents its combined performance on the Achievement, Progress, Climate, and College & Career (for high schools only) domains.



119th
out of 138

15th
out of 17

Achievement: 6% Intervene

The Achievement domain measures performance on standardized assessments, including PSSA, Keystone Exams, ACCESS for ELLs, and reading assessments.

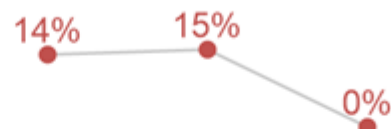


100th
out of 138

12th
out of 17

Progress: 0% Intervene

The Progress domain measures growth on standardized assessments and progress towards graduation (for high schools only).



132nd
out of 132

17th
out of 17

Climate: 34% Watch

The Climate domain measures school climate and student and parent/guardian engagement.



90th
out of 140

10th
out of 17

General Philip Kearny School

School Code: 548
 Sector: District
 Address: 601 Fairmount Ave., 19123
 Phone/Fax: 215-351-7343 / 215-351-7129
 Website: www.philasd.org/schools/kearny

Report Type: K8 School (K-8)
 Peer Group: 5
 Enrollment: 447
 Admissions Category: Neighborhood
 Turnaround Model: N/A

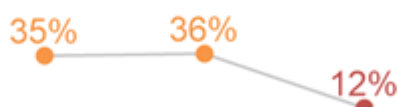
Performance Tiers

■ **INTERVENE (0-24%)**
■ **WATCH (25-49%)**
■ **REINFORCE (50-74%)**
■ **MODEL (75-100%)**

2013-2014 2014-2015 2015-2016 CITY RANK PEER RANK

OVERALL: 12% INTERVENE

A school's overall score represents its combined performance on the Achievement, Progress, Climate, and College & Career (for high schools only) domains.

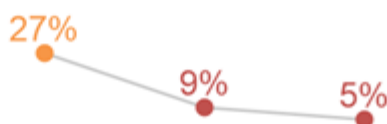


122nd
out of 138

19th
out of 21

Achievement: 5% Intervene

The Achievement domain measures performance on standardized assessments, including PSSA, Keystone Exams, ACCESS for ELLs, and reading assessments.

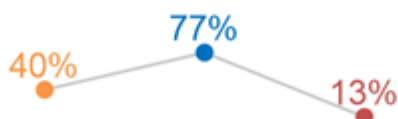


109th
out of 138

19th
out of 21

Progress: 13% Intervene

The Progress domain measures growth on standardized assessments and progress towards graduation (for high schools only).

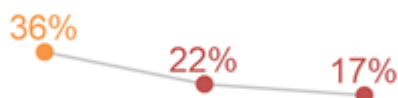


102nd
out of 132

11th
out of 21

Climate: 17% Intervene

The Climate domain measures school climate and student and parent/guardian engagement.



116th
out of 140

21st
out of 22

Thurgood Marshall School

School Code: 550
Sector: District
Address: 5120 N. 6th St., 19120
Phone/Fax: 215-456-0170 / 215-456-0187
Website: www.philasd.org/schools/tmarshall

Report Type: K8 School (K-8)
Peer Group: 3
Enrollment: 740
Admissions Category: Neighborhood
Turnaround Model: N/A

Performance Tiers

■ **INTERVENE (0-24%)**
■ **WATCH (25-49%)**
■ **REINFORCE (50-74%)**
■ **MODEL (75-100%)**

2013-2014 2014-2015 2015-2016 CITY RANK PEER RANK

OVERALL: 48% WATCH

A school's overall score represents its combined performance on the Achievement, Progress, Climate, and College & Career (for high schools only) domains.

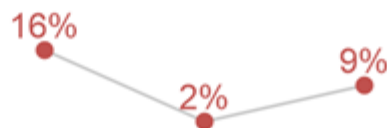


44th
out of 138

4th
out of 17

Achievement: 9% Intervene

The Achievement domain measures performance on standardized assessments, including PSSA, Keystone Exams, ACCESS for ELLs, and reading assessments.



87th
out of 138

8th
out of 17

Progress: 86% Model

The Progress domain measures growth on standardized assessments and progress towards graduation (for high schools only).



12th
out of 132

2nd
out of 17

Climate: 41% Watch

The Climate domain measures school climate and student and parent/guardian engagement.



81st
out of 140

6th
out of 17

Spring Garden School

School Code: 556
Sector: District
Address: 1146 Melon St., 19123
Phone/Fax: 215-684-5070 / 215-684-5059
Website: www.philasd.org/schools/springgarden

Report Type: K8 School (K-8)
Peer Group: 2
Enrollment: 281
Admissions Category: Neighborhood
Turnaround Model: N/A

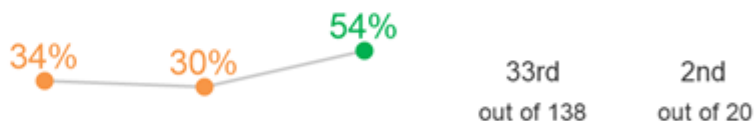
Performance Tiers

■ **INTERVENE (0-24%)**
■ **WATCH (25-49%)**
■ **REINFORCE (50-74%)**
■ **MODEL (75-100%)**

2013-2014 2014-2015 2015-2016 CITY RANK PEER RANK

OVERALL: 54% REINFORCE

A school's overall score represents its combined performance on the Achievement, Progress, Climate, and College & Career (for high schools only) domains.



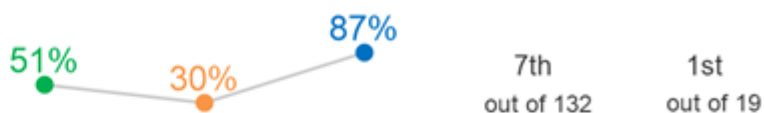
Achievement: 16% Intervene

The Achievement domain measures performance on standardized assessments, including PSSA, Keystone Exams, ACCESS for ELLs, and reading assessments.



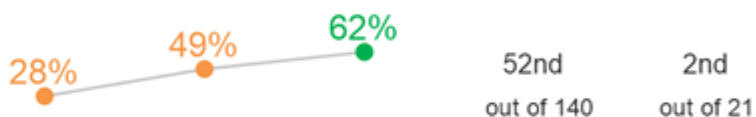
Progress: 87% Model

The Progress domain measures growth on standardized assessments and progress towards graduation (for high schools only).



Climate: 62% Reinforce

The Climate domain measures school climate and student and parent/guardian engagement.



Honorable Luis Munoz-Marin School

School Code: 568
Sector: District
Address: 3300 N. 3rd St., 19140
Phone/Fax: 215-291-8825 / 215-291-8845
Website: www.philasd.org/schools/marin

Report Type: K8 School (K-8)
Peer Group: 3
Enrollment: 670
Admissions Category: Neighborhood
Turnaround Model: N/A

Performance Tiers

■ **INTERVENE (0-24%)** ■ **WATCH (25-49%)** ■ **REINFORCE (50-74%)** ■ **MODEL (75-100%)**

2013-2014 2014-2015 2015-2016 CITY RANK PEER RANK

OVERALL: 16% INTERVENE

A school's overall score represents its combined performance on the Achievement, Progress, Climate, and College & Career (for high schools only) domains.

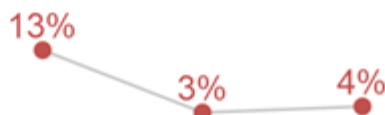


113th
out of 138

12th
out of 17

Achievement: 4% Intervene

The Achievement domain measures performance on standardized assessments, including PSSA, Keystone Exams, ACCESS for ELLs, and reading assessments.



114th
out of 138

15th
out of 17

Progress: 17% Intervene

The Progress domain measures growth on standardized assessments and progress towards graduation (for high schools only).



96th
out of 132

9th
out of 17

Climate: 26% Watch

The Climate domain measures school climate and student and parent/guardian engagement.



105th
out of 140

16th
out of 17

2015-2016 School Progress Report

Anna B. Day School

School Code: 620
Sector: District
Address: 6324 Crittenden St., 19138
Phone/Fax: 215-276-5250 / 215-276-5817
Website: www.philasd.org/schools/day

Report Type: K8 School (K-8)
Peer Group: 5
Enrollment: 488
Admissions Category: Neighborhood
Turnaround Model: N/A

Performance Tiers

■ **INTERVENE (0-24%)** ■ **WATCH (25-49%)** ■ **REINFORCE (50-74%)** ■ **MODEL (75-100%)**

2013-2014 2014-2015 2015-2016 CITY RANK PEER RANK

OVERALL: 23% INTERVENE

A school's overall score represents its combined performance on the Achievement, Progress, Climate, and College & Career (for high schools only) domains.



99th
out of 138

17th
out of 21

Achievement: 15% Intervene

The Achievement domain measures performance on standardized assessments, including PSSA, Keystone Exams, ACCESS for ELLs, and reading assessments.



62nd
out of 138

12th
out of 21

Progress: 16% Intervene

The Progress domain measures growth on standardized assessments and progress towards graduation (for high schools only).



97th
out of 132

10th
out of 21

Climate: 38% Watch

The Climate domain measures school climate and student and parent/guardian engagement.



86th
out of 140

18th
out of 22

Fitler Academics Plus School

School Code: 623
 Sector: District
 Address: 140 W. Seymour St., 19144
 Phone/Fax: 215-951-4009 / 215-951-4502
 Website: www.philasd.org/schools/fitler

Report Type: K8 School (1-8)
 Peer Group: 5
 Enrollment: 245
 Admissions Category: Citywide
 Turnaround Model: N/A

Performance Tiers

■ **INTERVENE (0-24%)**
■ **WATCH (25-49%)**
■ **REINFORCE (50-74%)**
■ **MODEL (75-100%)**

2013-2014 2014-2015 2015-2016 CITY RANK PEER RANK

OVERALL: 46% WATCH

A school's overall score represents its combined performance on the Achievement, Progress, Climate, and College & Career (for high schools only) domains.



46th
out of 138

4th
out of 21

Achievement: 24% Intervene

The Achievement domain measures performance on standardized assessments, including PSSA, Keystone Exams, ACCESS for ELLs, and reading assessments.



39th
out of 138

6th
out of 21

Progress: 49% Watch

The Progress domain measures growth on standardized assessments and progress towards graduation (for high schools only).



68th
out of 132

4th
out of 21

Climate: 64% Reinforce

The Climate domain measures school climate and student and parent/guardian engagement.



46th
out of 140

12th
out of 22

2015-2016 School Progress Report

Charles W. Henry School

School Code: 625
Sector: District
Address: 601 Carpenter Ln., 19119
Phone/Fax: 215-951-4006 / 215-951-4505
Website: www.philasd.org/schools/henry

Report Type: K8 School (K-8)
Peer Group: 5
Enrollment: 502
Admissions Category: Neighborhood
Turnaround Model: N/A

Performance Tiers

■ **INTERVENE (0-24%)** ■ **WATCH (25-49%)** ■ **REINFORCE (50-74%)** ■ **MODEL (75-100%)**

2013-2014 2014-2015 2015-2016 CITY RANK PEER RANK

OVERALL: 56% REINFORCE

A school's overall score represents its combined performance on the Achievement, Progress, Climate, and College & Career (for high schools only) domains.



29th
out of 138

3rd
out of 21

Achievement: 28% Watch

The Achievement domain measures performance on standardized assessments, including PSSA, Keystone Exams, ACCESS for ELLs, and reading assessments.

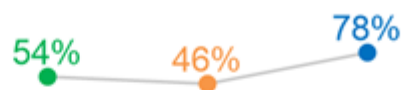


30th
out of 138

2nd
out of 21

Progress: 78% Model

The Progress domain measures growth on standardized assessments and progress towards graduation (for high schools only).



24th
out of 132

2nd
out of 21

Climate: 62% Reinforce

The Climate domain measures school climate and student and parent/guardian engagement.



51st
out of 140

15th
out of 22

2015-2016 School Progress Report

Henry H. Houston School

School Code: 626
Sector: District
Address: 7300 Rural Ln., 19119
Phone/Fax: 215-248-6608 / 215-248-6683
Website: www.philasd.org/schools/houston

Report Type: K8 School (K-8)
Peer Group: 4
Enrollment: 368
Admissions Category: Neighborhood
Turnaround Model: N/A

Performance Tiers

■ **INTERVENE (0-24%)** ■ **WATCH (25-49%)** ■ **REINFORCE (50-74%)** ■ **MODEL (75-100%)**

2013-2014 2014-2015 2015-2016 CITY RANK PEER RANK

OVERALL: 30% WATCH

A school's overall score represents its combined performance on the Achievement, Progress, Climate, and College & Career (for high schools only) domains.



84th
out of 138

10th
out of 12

Achievement: 9% Intervene

The Achievement domain measures performance on standardized assessments, including PSSA, Keystone Exams, ACCESS for ELLs, and reading assessments.

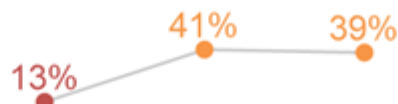


88th
out of 138

10th
out of 12

Progress: 39% Watch

The Progress domain measures growth on standardized assessments and progress towards graduation (for high schools only).



81st
out of 132

9th
out of 12

Climate: 41% Watch

The Climate domain measures school climate and student and parent/guardian engagement.



84th
out of 140

10th
out of 12

Jenks Academy for Arts and Sciences

School Code: 627
Sector: District
Address: 8301 Germantown Ave., 19118
Phone/Fax: 215-248-6604 / 215-248-6681
Website: www.philasd.org/schools/jsjenks

Report Type: K8 School (K-8)
Peer Group: 5
Enrollment: 449
Admissions Category: Neighborhood
Turnaround Model: N/A

Performance Tiers

■ **INTERVENE (0-24%)** ■ **WATCH (25-49%)** ■ **REINFORCE (50-74%)** ■ **MODEL (75-100%)**

2013-2014 2014-2015 2015-2016 CITY RANK PEER RANK

OVERALL: 35% WATCH

A school's overall score represents its combined performance on the Achievement, Progress, Climate, and College & Career (for high schools only) domains.



74th
out of 138

11th
out of 21

Achievement: 26% Watch

The Achievement domain measures performance on standardized assessments, including PSSA, Keystone Exams, ACCESS for ELLs, and reading assessments.



34th
out of 138

4th
out of 21

Progress: 0% Intervene

The Progress domain measures growth on standardized assessments and progress towards graduation (for high schools only).

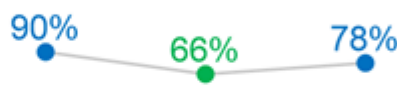


132nd
out of 132

21st
out of 21

Climate: 78% Model

The Climate domain measures school climate and student and parent/guardian engagement.



26th
out of 140

5th
out of 22

2015-2016 School Progress Report

John F. McCloskey School

School Code: 631
Sector: District
Address: 8500 Pickering St., 19150
Phone/Fax: 215-248-6600 / 215-248-6235
Website: www.philasd.org/schools/mccloskey

Report Type: K8 School (K-8)
Peer Group: 5
Enrollment: 463
Admissions Category: Neighborhood
Turnaround Model: N/A

Performance Tiers

■ **INTERVENE (0-24%)** ■ **WATCH (25-49%)** ■ **REINFORCE (50-74%)** ■ **MODEL (75-100%)**

2013-2014 2014-2015 2015-2016 CITY RANK PEER RANK

OVERALL: 39% WATCH

A school's overall score represents its combined performance on the Achievement, Progress, Climate, and College & Career (for high schools only) domains.



65th
out of 138

8th
out of 21

Achievement: 19% Intervene

The Achievement domain measures performance on standardized assessments, including PSSA, Keystone Exams, ACCESS for ELLs, and reading assessments.



47th
out of 138

7th
out of 21

Progress: 38% Watch

The Progress domain measures growth on standardized assessments and progress towards graduation (for high schools only).



83rd
out of 132

6th
out of 21

Climate: 60% Reinforce

The Climate domain measures school climate and student and parent/guardian engagement.



59th
out of 140

16th
out of 22

2015-2016 School Progress Report

Thomas Mifflin School

School Code: 632
Sector: District
Address: 3624 Conrad St., 19129
Phone/Fax: 215-951-4007 / 215-951-4510
Website: www.philasd.org/schools/mifflin

Report Type: K8 School (K-8)
Peer Group: 5
Enrollment: 293
Admissions Category: Neighborhood
Turnaround Model: N/A

Performance Tiers

■ **INTERVENE (0-24%)** ■ **WATCH (25-49%)** ■ **REINFORCE (50-74%)** ■ **MODEL (75-100%)**

2013-2014 2014-2015 2015-2016 CITY RANK PEER RANK

OVERALL: 37% WATCH

A school's overall score represents its combined performance on the Achievement, Progress, Climate, and College & Career (for high schools only) domains.



68th
out of 138

9th
out of 21

Achievement: 12% Intervene

The Achievement domain measures performance on standardized assessments, including PSSA, Keystone Exams, ACCESS for ELLs, and reading assessments.



76th
out of 138

16th
out of 21

Progress: 47% Watch

The Progress domain measures growth on standardized assessments and progress towards graduation (for high schools only).

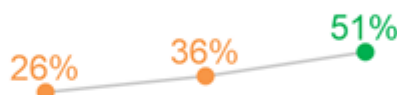


70th
out of 132

5th
out of 21

Climate: 51% Reinforce

The Climate domain measures school climate and student and parent/guardian engagement.



69th
out of 140

17th
out of 22

2015-2016 School Progress Report

Theodore Roosevelt School

School Code: 636
Sector: District
Address: 430 E. Washington Ln., 19144
Phone/Fax: 215-951-4170 / 215-951-7762
Website: www.philasd.org/schools/roosevelt

Report Type: K8 School (K-8)
Peer Group: 1
Enrollment: 571
Admissions Category: Neighborhood
Turnaround Model: N/A

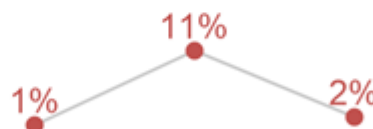
Performance Tiers

■ **INTERVENE (0-24%)** ■ **WATCH (25-49%)** ■ **REINFORCE (50-74%)** ■ **MODEL (75-100%)**

2013-2014 2014-2015 2015-2016 CITY RANK PEER RANK

OVERALL: 2% INTERVENE

A school's overall score represents its combined performance on the Achievement, Progress, Climate, and College & Career (for high schools only) domains.

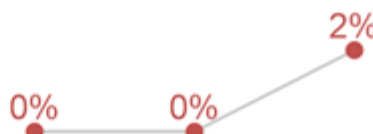


138th
out of 138

23rd
out of 23

Achievement: 2% Intervene

The Achievement domain measures performance on standardized assessments, including PSSA, Keystone Exams, ACCESS for ELLs, and reading assessments.



127th
out of 138

17th
out of 23

Progress: 0% Intervene

The Progress domain measures growth on standardized assessments and progress towards graduation (for high schools only).



132nd
out of 132

21st
out of 21

Climate: 3% Intervene

The Climate domain measures school climate and student and parent/guardian engagement.



139th
out of 140

23rd
out of 23

2015-2016 School Progress Report

Shawmont School

School Code: 638
Sector: District
Address: 535 Shawmont Ave., 19128
Phone/Fax: 215-487-4466 / 215-487-4815
Website: www.philasd.org/schools/shawmont

Report Type: K8 School (K-8)
Peer Group: 9
Enrollment: 520
Admissions Category: Neighborhood
Turnaround Model: N/A

Performance Tiers

■ **INTERVENE (0-24%)** ■ **WATCH (25-49%)** ■ **REINFORCE (50-74%)** ■ **MODEL (75-100%)**

2013-2014 2014-2015 2015-2016 CITY RANK PEER RANK

OVERALL: 49% WATCH

A school's overall score represents its combined performance on the Achievement, Progress, Climate, and College & Career (for high schools only) domains.



41st
out of 138

13th
out of 18

Achievement: 25% Watch

The Achievement domain measures performance on standardized assessments, including PSSA, Keystone Exams, ACCESS for ELLs, and reading assessments.



38th
out of 138

17th
out of 18

Progress: 50% Reinforce

The Progress domain measures growth on standardized assessments and progress towards graduation (for high schools only).



63rd
out of 132

14th
out of 18

Climate: 70% Reinforce

The Climate domain measures school climate and student and parent/guardian engagement.



38th
out of 140

9th
out of 18

2015-2016 School Progress Report

Edward T. Steel School

School Code: 639
Sector: District
Address: 4301 Wayne Ave., 19140
Phone/Fax: 215-456-3008 / 215-457-1466
Website: www.philasd.org/schools/steel

Report Type: K8 School (K-8)
Peer Group: 4
Enrollment: 554
Admissions Category: Neighborhood
Turnaround Model: N/A

Performance Tiers

■ **INTERVENE (0-24%)** ■ **WATCH (25-49%)** ■ **REINFORCE (50-74%)** ■ **MODEL (75-100%)**

2013-2014 2014-2015 2015-2016 CITY RANK PEER RANK

OVERALL: 12% INTERVENE

A school's overall score represents its combined performance on the Achievement, Progress, Climate, and College & Career (for high schools only) domains.

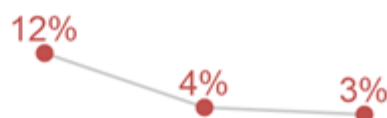


123rd
out of 138

12th
out of 12

Achievement: 3% Intervene

The Achievement domain measures performance on standardized assessments, including PSSA, Keystone Exams, ACCESS for ELLs, and reading assessments.



117th
out of 138

12th
out of 12

Progress: 18% Intervene

The Progress domain measures growth on standardized assessments and progress towards graduation (for high schools only).



95th
out of 132

11th
out of 12

Climate: 11% Intervene

The Climate domain measures school climate and student and parent/guardian engagement.



125th
out of 140

12th
out of 12

Cook-Wissahickon School

School Code: 641
 Sector: District
 Address: 201 E. Salignac St., 19128
 Phone/Fax: 215-487-4463 / 215-487-4808
 Website: www.philasd.org/schools/cookwissahickon

Report Type: K8 School (K-8)
 Peer Group: 9
 Enrollment: 440
 Admissions Category: Neighborhood
 Turnaround Model: N/A

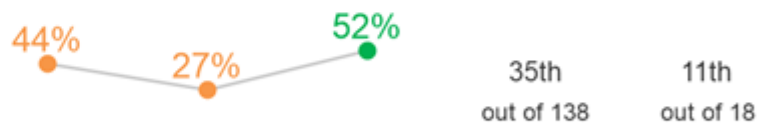
Performance Tiers

■ **INTERVENE (0-24%)**
■ **WATCH (25-49%)**
■ **REINFORCE (50-74%)**
■ **MODEL (75-100%)**

2013-2014 2014-2015 2015-2016 CITY RANK PEER RANK

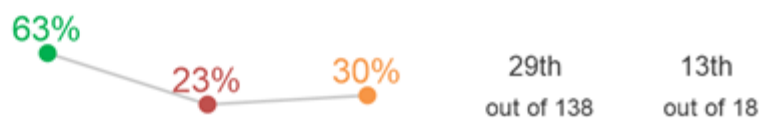
OVERALL: 52% REINFORCE

A school's overall score represents its combined performance on the Achievement, Progress, Climate, and College & Career (for high schools only) domains.



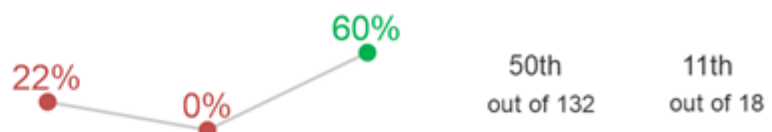
Achievement: 30% Watch

The Achievement domain measures performance on standardized assessments, including PSSA, Keystone Exams, ACCESS for ELLs, and reading assessments.



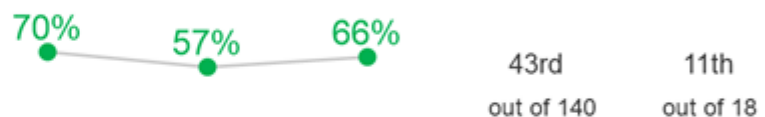
Progress: 60% Reinforce

The Progress domain measures growth on standardized assessments and progress towards graduation (for high schools only).



Climate: 66% Reinforce

The Climate domain measures school climate and student and parent/guardian engagement.



Anna L. Lingelbach School

School Code: 644
 Sector: District
 Address: 6340 Wayne Ave., 19144
 Phone/Fax: 215-951-4001 / 215-951-4514
 Website: www.philasd.org/schools/lingelbach

Report Type: K8 School (K-8)
 Peer Group: 5
 Enrollment: 423
 Admissions Category: Neighborhood
 Turnaround Model: N/A

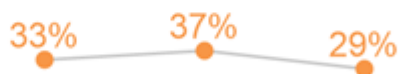
Performance Tiers

■ **INTERVENE (0-24%)**
■ **WATCH (25-49%)**
■ **REINFORCE (50-74%)**
■ **MODEL (75-100%)**

2013-2014 2014-2015 2015-2016 CITY RANK PEER RANK

OVERALL: 29% WATCH

A school's overall score represents its combined performance on the Achievement, Progress, Climate, and College & Career (for high schools only) domains.



87th
out of 138

14th
out of 21

Achievement: 17% Intervene

The Achievement domain measures performance on standardized assessments, including PSSA, Keystone Exams, ACCESS for ELLs, and reading assessments.



51st
out of 138

10th
out of 21

Progress: 6% Intervene

The Progress domain measures growth on standardized assessments and progress towards graduation (for high schools only).



118th
out of 132

17th
out of 21

Climate: 63% Reinforce

The Climate domain measures school climate and student and parent/guardian engagement.



49th
out of 140

13th
out of 22

2015-2016 School Progress Report

James Dobson School

School Code: 645
Sector: District
Address: 4667 Umbria St., 19127
Phone/Fax: 215-487-4460 / 215-487-4804
Website: www.philasd.org/schools/dobson

Report Type: K8 School (K-8)
Peer Group: 9
Enrollment: 305
Admissions Category: Neighborhood
Turnaround Model: N/A

Performance Tiers

■ **INTERVENE (0-24%)** ■ **WATCH (25-49%)** ■ **REINFORCE (50-74%)** ■ **MODEL (75-100%)**

2013-2014 2014-2015 2015-2016 CITY RANK PEER RANK

OVERALL: 36% WATCH

A school's overall score represents its combined performance on the Achievement, Progress, Climate, and College & Career (for high schools only) domains.



73rd
out of 138

17th
out of 18

Achievement: 33% Watch

The Achievement domain measures performance on standardized assessments, including PSSA, Keystone Exams, ACCESS for ELLs, and reading assessments.



23rd
out of 138

9th
out of 18

Progress: 15% Intervene

The Progress domain measures growth on standardized assessments and progress towards graduation (for high schools only).



100th
out of 132

17th
out of 18

Climate: 59% Reinforce

The Climate domain measures school climate and student and parent/guardian engagement.



60th
out of 140

14th
out of 18

2015-2016 School Progress Report

Jay Cooke School

School Code: 710
Sector: District
Address: 1300 W. Loudon St., 19141
Phone/Fax: 215-456-3002 / 215-456-3185
Website: www.philasd.org/schools/jaycooke

Report Type: K8 School (K-8)
Peer Group: 2
Enrollment: 500
Admissions Category: Neighborhood
Turnaround Model: N/A

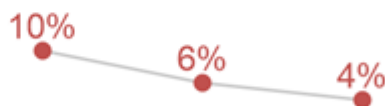
Performance Tiers

■ **INTERVENE (0-24%)** ■ **WATCH (25-49%)** ■ **REINFORCE (50-74%)** ■ **MODEL (75-100%)**

2013-2014 2014-2015 2015-2016 CITY RANK PEER RANK

OVERALL: 4% INTERVENE

A school's overall score represents its combined performance on the Achievement, Progress, Climate, and College & Career (for high schools only) domains.

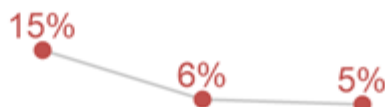


136th
out of 138

19th
out of 20

Achievement: 5% Intervene

The Achievement domain measures performance on standardized assessments, including PSSA, Keystone Exams, ACCESS for ELLs, and reading assessments.

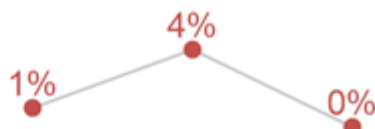


106th
out of 138

8th
out of 20

Progress: 0% Intervene

The Progress domain measures growth on standardized assessments and progress towards graduation (for high schools only).



132nd
out of 132

19th
out of 19

Climate: 6% Intervene

The Climate domain measures school climate and student and parent/guardian engagement.



135th
out of 140

18th
out of 21

Juniata Park Academy

School Code: 715
Sector: District
Address: 801 E. Hunting Park Ave., 19124
Phone/Fax: 215-289-7930 / 215-289-7949
Website: www.philasd.org/schools/juniatapark

Report Type: K8 School (K-8)
Peer Group: 7
Enrollment: 1,134
Admissions Category: Neighborhood
Turnaround Model: N/A

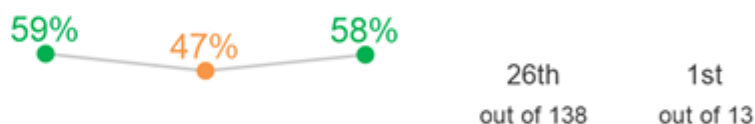
Performance Tiers

■ **INTERVENE (0-24%)**
■ **WATCH (25-49%)**
■ **REINFORCE (50-74%)**
■ **MODEL (75-100%)**

2013-2014 2014-2015 2015-2016 CITY RANK PEER RANK

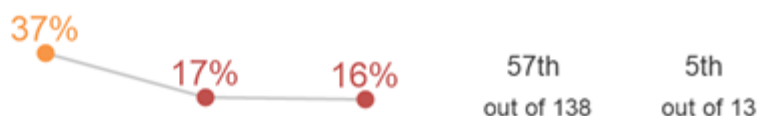
OVERALL: 58% REINFORCE

A school's overall score represents its combined performance on the Achievement, Progress, Climate, and College & Career (for high schools only) domains.



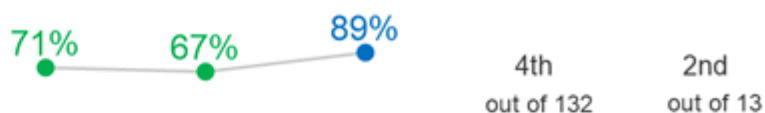
Achievement: 16% Intervene

The Achievement domain measures performance on standardized assessments, including PSSA, Keystone Exams, ACCESS for ELLs, and reading assessments.



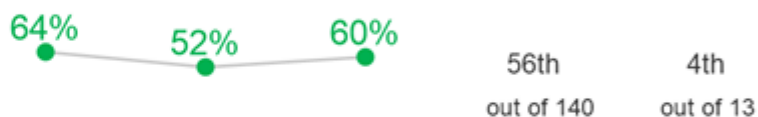
Progress: 89% Model

The Progress domain measures growth on standardized assessments and progress towards graduation (for high schools only).



Climate: 60% Reinforce

The Climate domain measures school climate and student and parent/guardian engagement.



2015-2016 School Progress Report

Thomas K. Finletter School

School Code: 727
Sector: District
Address: 6100 N. Front St., 19120
Phone/Fax: 215-276-5265 / 215-276-5285
Website: www.philasd.org/schools/finletter

Report Type: K8 School (K-8)
Peer Group: 3
Enrollment: 824
Admissions Category: Neighborhood
Turnaround Model: N/A

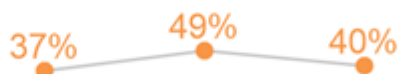
Performance Tiers

■ **INTERVENE (0-24%)** ■ **WATCH (25-49%)** ■ **REINFORCE (50-74%)** ■ **MODEL (75-100%)**

2013-2014 2014-2015 2015-2016 CITY RANK PEER RANK

OVERALL: 40% WATCH

A school's overall score represents its combined performance on the Achievement, Progress, Climate, and College & Career (for high schools only) domains.



62nd
out of 138

6th
out of 17

Achievement: 17% Intervene

The Achievement domain measures performance on standardized assessments, including PSSA, Keystone Exams, ACCESS for ELLs, and reading assessments.



52nd
out of 138

3rd
out of 17

Progress: 64% Reinforce

The Progress domain measures growth on standardized assessments and progress towards graduation (for high schools only).



48th
out of 132

5th
out of 17

Climate: 34% Watch

The Climate domain measures school climate and student and parent/guardian engagement.



91st
out of 140

11th
out of 17

Benjamin Franklin School

School Code: 728
Sector: District
Address: 5735 Rising Sun Ave., 19120
Phone/Fax: 215-728-5017 / 215-728-5992
Website: www.philasd.org/schools/franklin

Report Type: K8 School (K-8)
Peer Group: 3
Enrollment: 974
Admissions Category: Neighborhood
Turnaround Model: N/A

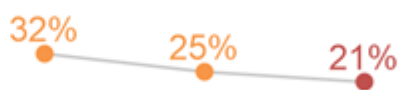
Performance Tiers

■ **INTERVENE (0-24%)**
■ **WATCH (25-49%)**
■ **REINFORCE (50-74%)**
■ **MODEL (75-100%)**

2013-2014 2014-2015 2015-2016 CITY RANK PEER RANK

OVERALL: 21% INTERVENE

A school's overall score represents its combined performance on the Achievement, Progress, Climate, and College & Career (for high schools only) domains.



103rd
out of 138

10th
out of 17

Achievement: 11% Intervene

The Achievement domain measures performance on standardized assessments, including PSSA, Keystone Exams, ACCESS for ELLs, and reading assessments.

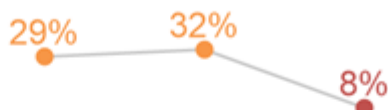


81st
out of 138

7th
out of 17

Progress: 8% Intervene

The Progress domain measures growth on standardized assessments and progress towards graduation (for high schools only).



112th
out of 132

11th
out of 17

Climate: 47% Watch

The Climate domain measures school climate and student and parent/guardian engagement.



74th
out of 140

5th
out of 17

2015-2016 School Progress Report

Allen M. Stearne School

School Code: 729
Sector: District
Address: 1655 Unity St., 19124
Phone/Fax: 215-537-2522 / 215-537-2918
Website: www.philasd.org/schools/stearne

Report Type: K8 School (K-8)
Peer Group: 1
Enrollment: 541
Admissions Category: Neighborhood
Turnaround Model: N/A

Performance Tiers

■ **INTERVENE (0-24%)** ■ **WATCH (25-49%)** ■ **REINFORCE (50-74%)** ■ **MODEL (75-100%)**

2013-2014 2014-2015 2015-2016 CITY RANK PEER RANK

OVERALL: 25% WATCH

A school's overall score represents its combined performance on the Achievement, Progress, Climate, and College & Career (for high schools only) domains.



97th
out of 138

12th
out of 23

Achievement: 0% Intervene

The Achievement domain measures performance on standardized assessments, including PSSA, Keystone Exams, ACCESS for ELLs, and reading assessments.



135th
out of 138

21st
out of 23

Progress: 69% Reinforce

The Progress domain measures growth on standardized assessments and progress towards graduation (for high schools only).



39th
out of 132

7th
out of 21

Climate: 11% Intervene

The Climate domain measures school climate and student and parent/guardian engagement.



124th
out of 140

18th
out of 23

Francis Hopkinson School

School Code: 730
Sector: District
Address: 4001 L St., 19124
Phone/Fax: 215-537-2526 / 215-537-2900
Website: www.philasd.org/schools/hopkinson

Report Type: K8 School (K-8)
Peer Group: 3
Enrollment: 917
Admissions Category: Neighborhood
Turnaround Model: N/A

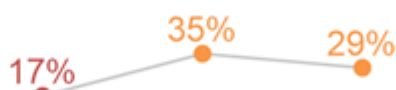
Performance Tiers

■ **INTERVENE (0-24%)**
■ **WATCH (25-49%)**
■ **REINFORCE (50-74%)**
■ **MODEL (75-100%)**

2013-2014 2014-2015 2015-2016 CITY RANK PEER RANK

OVERALL: 29% WATCH

A school's overall score represents its combined performance on the Achievement, Progress, Climate, and College & Career (for high schools only) domains.



86th
out of 138

9th
out of 17

Achievement: 5% Intervene

The Achievement domain measures performance on standardized assessments, including PSSA, Keystone Exams, ACCESS for ELLs, and reading assessments.

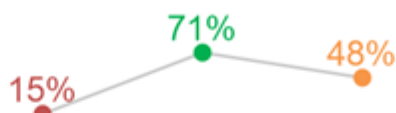


108th
out of 138

14th
out of 17

Progress: 48% Watch

The Progress domain measures growth on standardized assessments and progress towards graduation (for high schools only).



69th
out of 132

8th
out of 17

Climate: 31% Watch

The Climate domain measures school climate and student and parent/guardian engagement.



96th
out of 140

14th
out of 17

2015-2016 School Progress Report

Andrew J. Morrison School

School Code: 739
Sector: District
Address: 5100 N. 3rd St., 19120
Phone/Fax: 215-456-3004 / 215-456-5564
Website: www.philasd.org/schools/morrison

Report Type: K8 School (K-8)
Peer Group: 3
Enrollment: 693
Admissions Category: Neighborhood
Turnaround Model: N/A

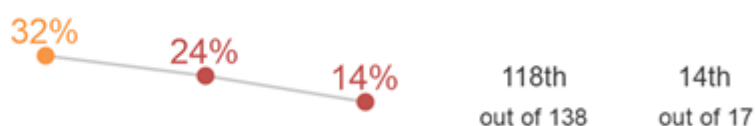
Performance Tiers

■ **INTERVENE (0-24%)** ■ **WATCH (25-49%)** ■ **REINFORCE (50-74%)** ■ **MODEL (75-100%)**

2013-2014 2014-2015 2015-2016 CITY RANK PEER RANK

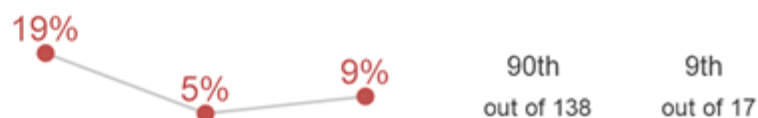
OVERALL: 14% INTERVENE

A school's overall score represents its combined performance on the Achievement, Progress, Climate, and College & Career (for high schools only) domains.



Achievement: 9% Intervene

The Achievement domain measures performance on standardized assessments, including PSSA, Keystone Exams, ACCESS for ELLs, and reading assessments.



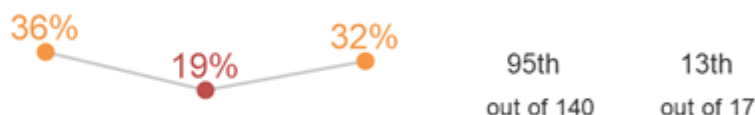
Progress: 4% Intervene

The Progress domain measures growth on standardized assessments and progress towards graduation (for high schools only).



Climate: 32% Watch

The Climate domain measures school climate and student and parent/guardian engagement.



Olney School

School Code: 740
 Sector: District
 Address: 5301 N. Water St., 19120
 Phone/Fax: 215-456-3003 / 215-456-5566
 Website: www.philasd.org/schools/olney

Report Type: K8 School (K-8)
 Peer Group: 7
 Enrollment: 857
 Admissions Category: Neighborhood
 Turnaround Model: N/A

Performance Tiers

■ **INTERVENE (0-24%)**
■ **WATCH (25-49%)**
■ **REINFORCE (50-74%)**
■ **MODEL (75-100%)**

2013-2014 2014-2015 2015-2016 CITY RANK PEER RANK

OVERALL: 56% REINFORCE

A school's overall score represents its combined performance on the Achievement, Progress, Climate, and College & Career (for high schools only) domains.



31st
out of 138

2nd
out of 13

Achievement: 13% Intervene

The Achievement domain measures performance on standardized assessments, including PSSA, Keystone Exams, ACCESS for ELLs, and reading assessments.



71st
out of 138

11th
out of 13

Progress: 91% Model

The Progress domain measures growth on standardized assessments and progress towards graduation (for high schools only).



3rd
out of 132

1st
out of 13

Climate: 54% Reinforce

The Climate domain measures school climate and student and parent/guardian engagement.



64th
out of 140

7th
out of 13

2015-2016 School Progress Report

William H. Ziegler School

School Code: 746
Sector: District
Address: 5935 Saul St., 19149
Phone/Fax: 215-537-2510 / 215-537-2987
Website: www.philasd.org/schools/ziegler

Report Type: K8 School (K-8)
Peer Group: 7
Enrollment: 542
Admissions Category: Neighborhood
Turnaround Model: N/A

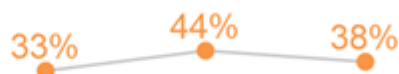
Performance Tiers

■ **INTERVENE (0-24%)** ■ **WATCH (25-49%)** ■ **REINFORCE (50-74%)** ■ **MODEL (75-100%)**

2013-2014 2014-2015 2015-2016 CITY RANK PEER RANK

OVERALL: 38% WATCH

A school's overall score represents its combined performance on the Achievement, Progress, Climate, and College & Career (for high schools only) domains.



67th
out of 138

9th
out of 13

Achievement: 15% Intervene

The Achievement domain measures performance on standardized assessments, including PSSA, Keystone Exams, ACCESS for ELLs, and reading assessments.



64th
out of 138

8th
out of 13

Progress: 50% Reinforce

The Progress domain measures growth on standardized assessments and progress towards graduation (for high schools only).



64th
out of 132

6th
out of 13

Climate: 47% Watch

The Climate domain measures school climate and student and parent/guardian engagement.



73rd
out of 140

9th
out of 13

Bridesburg School

School Code: 747
Sector: District
Address: 2824 Jenks St., 19137
Phone/Fax: 215-537-2515 / 215-537-3145
Website: www.philasd.org/schools/bridesburg

Report Type: K8 School (K-8)
Peer Group: 9
Enrollment: 720
Admissions Category: Neighborhood
Turnaround Model: N/A

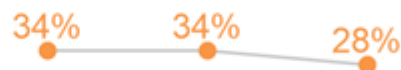
Performance Tiers

■ **INTERVENE (0-24%)**
■ **WATCH (25-49%)**
■ **REINFORCE (50-74%)**
■ **MODEL (75-100%)**

2013-2014 2014-2015 2015-2016 CITY RANK PEER RANK

OVERALL: 28% WATCH

A school's overall score represents its combined performance on the Achievement, Progress, Climate, and College & Career (for high schools only) domains.



88th
out of 138

18th
out of 18

Achievement: 31% Watch

The Achievement domain measures performance on standardized assessments, including PSSA, Keystone Exams, ACCESS for ELLs, and reading assessments.

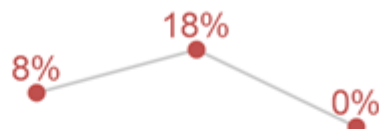


27th
out of 138

12th
out of 18

Progress: 0% Intervene

The Progress domain measures growth on standardized assessments and progress towards graduation (for high schools only).



130th
out of 132

18th
out of 18

Climate: 60% Reinforce

The Climate domain measures school climate and student and parent/guardian engagement.



58th
out of 140

13th
out of 18

2015-2016 School Progress Report

Mary M. Bethune School

School Code: 751
Sector: District
Address: 3301 Old York Rd., 19140
Phone/Fax: 215-227-4433 / 215-227-8658
Website: www.philasd.org/schools/bethune

Report Type: K8 School (K-8)
Peer Group: 2
Enrollment: 739
Admissions Category: Neighborhood
Turnaround Model: N/A

Performance Tiers

■ **INTERVENE (0-24%)** ■ **WATCH (25-49%)** ■ **REINFORCE (50-74%)** ■ **MODEL (75-100%)**

2013-2014 2014-2015 2015-2016 CITY RANK PEER RANK

OVERALL: 18% INTERVENE

A school's overall score represents its combined performance on the Achievement, Progress, Climate, and College & Career (for high schools only) domains.



110th
out of 138

12th
out of 20

Achievement: 4% Intervene

The Achievement domain measures performance on standardized assessments, including PSSA, Keystone Exams, ACCESS for ELLs, and reading assessments.



116th
out of 138

12th
out of 20

Progress: 29% Watch

The Progress domain measures growth on standardized assessments and progress towards graduation (for high schools only).



89th
out of 132

11th
out of 19

Climate: 19% Intervene

The Climate domain measures school climate and student and parent/guardian engagement.



113th
out of 140

10th
out of 21

2015-2016 School Progress Report

Ethan Allen School

School Code: 820
Sector: District
Address: 6329 Battersby St., 19149
Phone/Fax: 215-537-2530 / 215-537-2599
Website: www.philasd.org/schools/ethanallen

Report Type: K8 School (K-8)
Peer Group: 7
Enrollment: 978
Admissions Category: Neighborhood
Turnaround Model: N/A

Performance Tiers

■ **INTERVENE (0-24%)** ■ **WATCH (25-49%)** ■ **REINFORCE (50-74%)** ■ **MODEL (75-100%)**

2013-2014 2014-2015 2015-2016 CITY RANK PEER RANK

OVERALL: 28% WATCH

A school's overall score represents its combined performance on the Achievement, Progress, Climate, and College & Career (for high schools only) domains.



92nd
out of 138

10th
out of 13

Achievement: 15% Intervene

The Achievement domain measures performance on standardized assessments, including PSSA, Keystone Exams, ACCESS for ELLs, and reading assessments.



67th
out of 138

10th
out of 13

Progress: 25% Watch

The Progress domain measures growth on standardized assessments and progress towards graduation (for high schools only).



93rd
out of 132

12th
out of 13

Climate: 44% Watch

The Climate domain measures school climate and student and parent/guardian engagement.



77th
out of 140

10th
out of 13

2015-2016 School Progress Report

Hamilton Disston School

School Code: 824
Sector: District
Address: 6801 Cottage St., 19135
Phone/Fax: 215-335-5661 / 215-335-5030
Website: www.philasd.org/schools/disston

Report Type: K8 School (K-8)
Peer Group: 7
Enrollment: 875
Admissions Category: Neighborhood
Turnaround Model: N/A

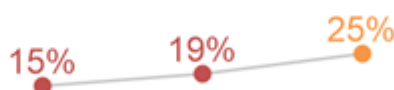
Performance Tiers

■ **INTERVENE (0-24%)** ■ **WATCH (25-49%)** ■ **REINFORCE (50-74%)** ■ **MODEL (75-100%)**

2013-2014 2014-2015 2015-2016 CITY RANK PEER RANK

OVERALL: 25% WATCH

A school's overall score represents its combined performance on the Achievement, Progress, Climate, and College & Career (for high schools only) domains.

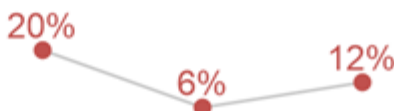


98th
out of 138

11th
out of 13

Achievement: 12% Intervene

The Achievement domain measures performance on standardized assessments, including PSSA, Keystone Exams, ACCESS for ELLs, and reading assessments.



77th
out of 138

12th
out of 13

Progress: 38% Watch

The Progress domain measures growth on standardized assessments and progress towards graduation (for high schools only).



82nd
out of 132

10th
out of 13

Climate: 20% Intervene

The Climate domain measures school climate and student and parent/guardian engagement.



110th
out of 140

12th
out of 13

2015-2016 School Progress Report

Mayfair School

School Code: 830
Sector: District
Address: 3001 Princeton Ave., 19149
Phone/Fax: 215-335-5651 / 215-335-5035
Website: www.philasd.org/schools/mayfair

Report Type: K8 School (K-8)
Peer Group: 9
Enrollment: 1,239
Admissions Category: Neighborhood
Turnaround Model: N/A

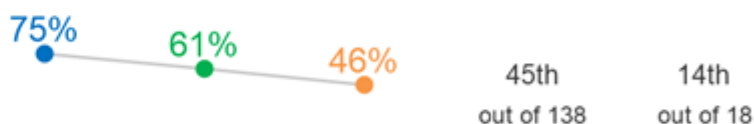
Performance Tiers

■ **INTERVENE (0-24%)** ■ **WATCH (25-49%)** ■ **REINFORCE (50-74%)** ■ **MODEL (75-100%)**

2013-2014 2014-2015 2015-2016 CITY RANK PEER RANK

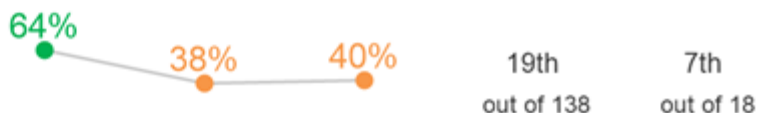
OVERALL: 46% WATCH

A school's overall score represents its combined performance on the Achievement, Progress, Climate, and College & Career (for high schools only) domains.



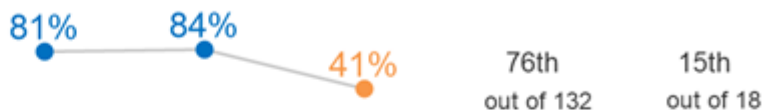
Achievement: 40% Watch

The Achievement domain measures performance on standardized assessments, including PSSA, Keystone Exams, ACCESS for ELLs, and reading assessments.



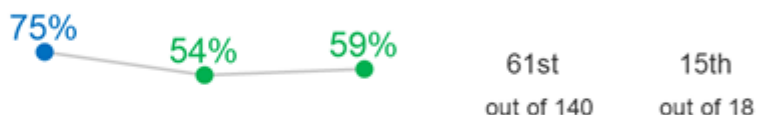
Progress: 41% Watch

The Progress domain measures growth on standardized assessments and progress towards graduation (for high schools only).



Climate: 59% Reinforce

The Climate domain measures school climate and student and parent/guardian engagement.



Gilbert Spruance School

School Code: 835
Sector: District
Address: 6401 Horrocks St., 19149
Phone/Fax: 215-537-2514 / 215-537-2933
Website: www.philasd.org/schools/spruance

Report Type: K8 School (K-8)
Peer Group: 7
Enrollment: 1,459
Admissions Category: Neighborhood
Turnaround Model: N/A

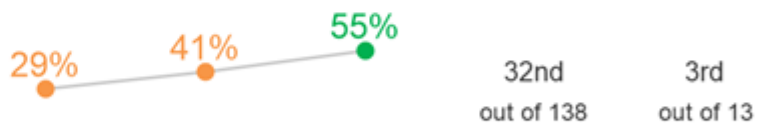
Performance Tiers

■ **INTERVENE (0-24%)**
■ **WATCH (25-49%)**
■ **REINFORCE (50-74%)**
■ **MODEL (75-100%)**

2013-2014 2014-2015 2015-2016 CITY RANK PEER RANK

OVERALL: 55% REINFORCE

A school's overall score represents its combined performance on the Achievement, Progress, Climate, and College & Career (for high schools only) domains.



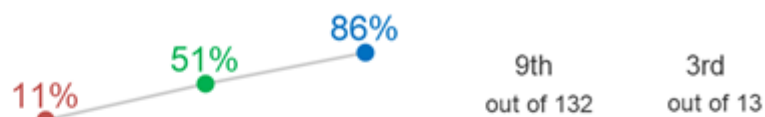
Achievement: 15% Intervene

The Achievement domain measures performance on standardized assessments, including PSSA, Keystone Exams, ACCESS for ELLs, and reading assessments.



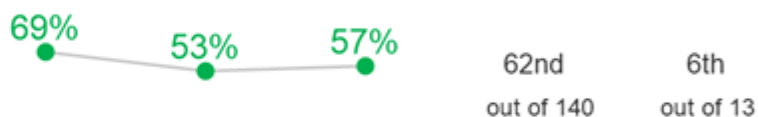
Progress: 86% Model

The Progress domain measures growth on standardized assessments and progress towards graduation (for high schools only).



Climate: 57% Reinforce

The Climate domain measures school climate and student and parent/guardian engagement.



2015-2016 School Progress Report

Louis H. Farrell School

School Code: 838
Sector: District
Address: 8300 Castor Ave., 19152
Phone/Fax: 215-728-5009 / 215-728-5225
Website: www.philasd.org/schools/farrell

Report Type: K8 School (K-8)
Peer Group: 9
Enrollment: 1,099
Admissions Category: Neighborhood
Turnaround Model: N/A

Performance Tiers

■ **INTERVENE (0-24%)** ■ **WATCH (25-49%)** ■ **REINFORCE (50-74%)** ■ **MODEL (75-100%)**

2013-2014 2014-2015 2015-2016 CITY RANK PEER RANK

OVERALL: 57% REINFORCE

A school's overall score represents its combined performance on the Achievement, Progress, Climate, and College & Career (for high schools only) domains.



27th
out of 138

9th
out of 18

Achievement: 28% Watch

The Achievement domain measures performance on standardized assessments, including PSSA, Keystone Exams, ACCESS for ELLs, and reading assessments.



31st
out of 138

14th
out of 18

Progress: 69% Reinforce

The Progress domain measures growth on standardized assessments and progress towards graduation (for high schools only).



38th
out of 132

9th
out of 18

Climate: 73% Reinforce

The Climate domain measures school climate and student and parent/guardian engagement.



33rd
out of 140

6th
out of 18

2015-2016 School Progress Report

A.L. Fitzpatrick School

School Code: 839
Sector: District
Address: 11061 Knights Rd., 19154
Phone/Fax: 215-281-2602 / 215-281-3330
Website: www.philasd.org/schools/fitzpatrick

Report Type: K8 School (K-8)
Peer Group: 9
Enrollment: 875
Admissions Category: Neighborhood
Turnaround Model: N/A

Performance Tiers

■ **INTERVENE (0-24%)** ■ **WATCH (25-49%)** ■ **REINFORCE (50-74%)** ■ **MODEL (75-100%)**

2013-2014 2014-2015 2015-2016 CITY RANK PEER RANK

OVERALL: 40% WATCH

A school's overall score represents its combined performance on the Achievement, Progress, Climate, and College & Career (for high schools only) domains.



61st
out of 138

15th
out of 18

Achievement: 27% Watch

The Achievement domain measures performance on standardized assessments, including PSSA, Keystone Exams, ACCESS for ELLs, and reading assessments.

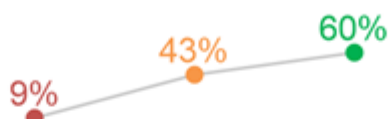


33rd
out of 138

15th
out of 18

Progress: 60% Reinforce

The Progress domain measures growth on standardized assessments and progress towards graduation (for high schools only).



52nd
out of 132

12th
out of 18

Climate: 30% Watch

The Climate domain measures school climate and student and parent/guardian engagement.



98th
out of 140

18th
out of 18

2015-2016 School Progress Report

Stephen Decatur School

School Code: 842
Sector: District
Address: 3500 Academy Rd., 19154
Phone/Fax: 215-281-2606 / 215-281-5803
Website: www.philasd.org/schools/decaturn

Report Type: K8 School (K-8)
Peer Group: 9
Enrollment: 1,027
Admissions Category: Neighborhood
Turnaround Model: N/A

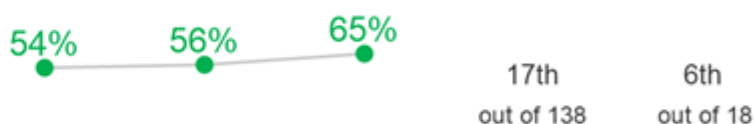
Performance Tiers

■ **INTERVENE (0-24%)** ■ **WATCH (25-49%)** ■ **REINFORCE (50-74%)** ■ **MODEL (75-100%)**

2013-2014 2014-2015 2015-2016 CITY RANK PEER RANK

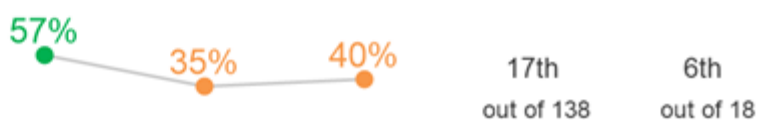
OVERALL: 65% REINFORCE

A school's overall score represents its combined performance on the Achievement, Progress, Climate, and College & Career (for high schools only) domains.



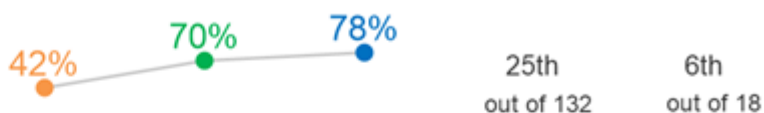
Achievement: 40% Watch

The Achievement domain measures performance on standardized assessments, including PSSA, Keystone Exams, ACCESS for ELLs, and reading assessments.



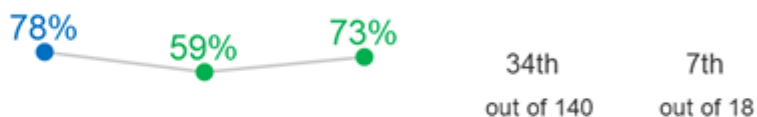
Progress: 78% Model

The Progress domain measures growth on standardized assessments and progress towards graduation (for high schools only).



Climate: 73% Reinforce

The Climate domain measures school climate and student and parent/guardian engagement.



2015-2016 School Progress Report

Joseph Greenberg School

School Code: 843
Sector: District
Address: 600 Sharon Ln., 19115
Phone/Fax: 215-961-2002 / 215-961-2560
Website: www.philasd.org/schools/greenberg

Report Type: K8 School (K-8)
Peer Group: 8
Enrollment: 737
Admissions Category: Neighborhood
Turnaround Model: N/A

Performance Tiers

■ **INTERVENE (0-24%)** ■ **WATCH (25-49%)** ■ **REINFORCE (50-74%)** ■ **MODEL (75-100%)**

2013-2014 2014-2015 2015-2016 CITY RANK PEER RANK

OVERALL: 81% MODEL

A school's overall score represents its combined performance on the Achievement, Progress, Climate, and College & Career (for high schools only) domains.



4th
out of 138

2nd
out of 10

Achievement: 69% Reinforce

The Achievement domain measures performance on standardized assessments, including PSSA, Keystone Exams, ACCESS for ELLs, and reading assessments.



4th
out of 138

4th
out of 10

Progress: 86% Model

The Progress domain measures growth on standardized assessments and progress towards graduation (for high schools only).



13th
out of 132

1st
out of 10

Climate: 88% Model

The Climate domain measures school climate and student and parent/guardian engagement.



13th
out of 140

8th
out of 10

Community Academy of Philadelphia Charter School

School Code: W01
Sector: Charter
Address: 1100 E. Erie Ave., 19124
Phone/Fax: 215-533-6700 / 215-533-6722
Website: www.communityacademy.org

Report Type: K8 School (K-8)
Peer Group: 4
Enrollment: 641
Admissions Category: Citywide
Turnaround Model: N/A

Performance Tiers

■ **INTERVENE (0-24%)** ■ **WATCH (25-49%)** ■ **REINFORCE (50-74%)** ■ **MODEL (75-100%)**

2013-2014 2014-2015 2015-2016 CITY RANK PEER RANK

OVERALL: 31% WATCH

A school's overall score represents its combined performance on the Achievement, Progress, Climate, and College & Career (for high schools only) domains.



Achievement: 18% Intervene

The Achievement domain measures performance on standardized assessments, including PSSA, Keystone Exams, ACCESS for ELLs, and reading assessments.



Progress: 1% Intervene

The Progress domain measures growth on standardized assessments and progress towards graduation (for high schools only).



Climate: 79% Model

The Climate domain measures school climate and student and parent/guardian engagement.



2015-2016 School Progress Report

Harambee Institute of Science and Technology Charter School

School Code: W02
Sector: Charter
Address: 640 N. 66th St., 19151
Phone/Fax: 215-472-8770 / 215-472-9611
Website: www.iguana-workspace.com/histcs

Report Type: K8 School (K-8)
Peer Group: 5
Enrollment: 511
Admissions Category: Citywide
Turnaround Model: N/A

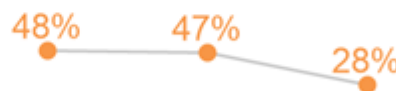
Performance Tiers

■ **INTERVENE (0-24%)** ■ **WATCH (25-49%)** ■ **REINFORCE (50-74%)** ■ **MODEL (75-100%)**

2013-2014 2014-2015 2015-2016 CITY RANK PEER RANK

OVERALL: 28% WATCH

A school's overall score represents its combined performance on the Achievement, Progress, Climate, and College & Career (for high schools only) domains.



91st
out of 138

15th
out of 21

Achievement: 13% Intervene

The Achievement domain measures performance on standardized assessments, including PSSA, Keystone Exams, ACCESS for ELLs, and reading assessments.

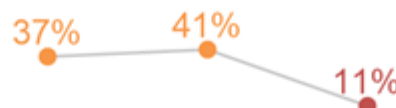


74th
out of 138

15th
out of 21

Progress: 11% Intervene

The Progress domain measures growth on standardized assessments and progress towards graduation (for high schools only).



106th
out of 132

13th
out of 21

Climate: 63% Reinforce

The Climate domain measures school climate and student and parent/guardian engagement.



50th
out of 140

14th
out of 22

Christopher Columbus Charter School

School Code: W06
 Sector: Charter
 Address: 916 Christian St., 19147
 Phone/Fax: 215-925-7400 / 215-925-6851
 Website: christophercolumbus.comcastbiz.net

Report Type: K8 School (K-8)
 Peer Group: 9
 Enrollment: 799
 Admissions Category: Citywide
 Turnaround Model: N/A

Performance Tiers

■ **INTERVENE (0-24%)**
■ **WATCH (25-49%)**
■ **REINFORCE (50-74%)**
■ **MODEL (75-100%)**

2013-2014 2014-2015 2015-2016 CITY RANK PEER RANK

OVERALL: 72% REINFORCE

A school's overall score represents its combined performance on the Achievement, Progress, Climate, and College & Career (for high schools only) domains.



Achievement: 43% Watch

The Achievement domain measures performance on standardized assessments, including PSSA, Keystone Exams, ACCESS for ELLs, and reading assessments.



Progress: 75% Model

The Progress domain measures growth on standardized assessments and progress towards graduation (for high schools only).



Climate: 93% Model

The Climate domain measures school climate and student and parent/guardian engagement.



Eugenio Maria De Hostos Charter School

School Code: W07
 Sector: Charter
 Address: 6301 N. 2nd St., 19120
 Phone/Fax: 215-455-2300 / 215-455-6312
 Website: www.aspirapa.org/schools/hostos-school

Report Type: K8 School (K-8)
 Peer Group: 3
 Enrollment: 484
 Admissions Category: Citywide
 Turnaround Model: N/A

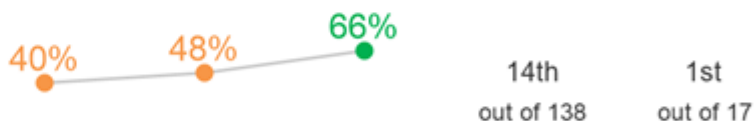
Performance Tiers

■ **INTERVENE (0-24%)**
■ **WATCH (25-49%)**
■ **REINFORCE (50-74%)**
■ **MODEL (75-100%)**

2013-2014 2014-2015 2015-2016 CITY RANK PEER RANK

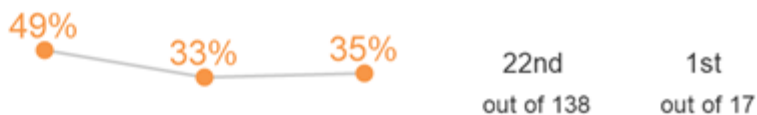
OVERALL: 66% REINFORCE

A school's overall score represents its combined performance on the Achievement, Progress, Climate, and College & Career (for high schools only) domains.



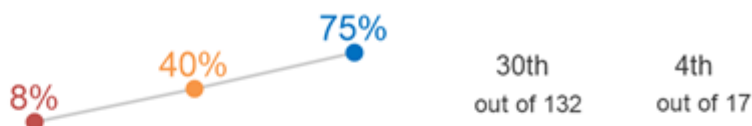
Achievement: 35% Watch

The Achievement domain measures performance on standardized assessments, including PSSA, Keystone Exams, ACCESS for ELLs, and reading assessments.



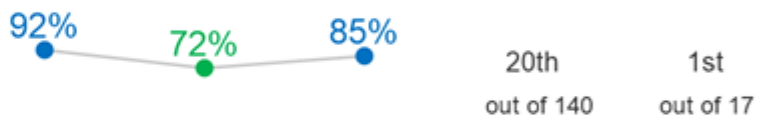
Progress: 75% Model

The Progress domain measures growth on standardized assessments and progress towards graduation (for high schools only).



Climate: 85% Model

The Climate domain measures school climate and student and parent/guardian engagement.



2015-2016 School Progress Report

Laboratory Charter School of Communication and Languages

School Code: W10
Sector: Charter
Address: 800 North Orianna Street, 19123
Phone/Fax: 215-574-1680 / 215-574-0622
Website: www.thelaboratorycharterschool.com

Report Type: K8 School (K-8)
Peer Group: 5
Enrollment: 637
Admissions Category: Citywide
Turnaround Model: N/A

Performance Tiers

■ **INTERVENE (0-24%)** ■ **WATCH (25-49%)** ■ **REINFORCE (50-74%)** ■ **MODEL (75-100%)**

2013-2014 2014-2015 2015-2016 CITY RANK PEER RANK

OVERALL:

A school's overall score represents its combined performance on the Achievement, Progress, Climate, and College & Career (for high schools only) domains.



*Insufficient Data

Achievement:

The Achievement domain measures performance on standardized assessments, including PSSA, Keystone Exams, ACCESS for ELLs, and reading assessments.



*Insufficient Data

Progress:

The Progress domain measures growth on standardized assessments and progress towards graduation (for high schools only).



*Insufficient Data

Climate: 75% Model

The Climate domain measures school climate and student and parent/guardian engagement.



31st
out of 140

7th
out of 22

West Oak Lane Charter School

School Code: W14
 Sector: Charter
 Address: 7115 Stenton Ave., 19138
 Phone/Fax: 215-927-7995 / 215-927-7980
 Website: www.wolcs.org

Report Type: K8 School (K-8)
 Peer Group: 5
 Enrollment: 1,042
 Admissions Category: Citywide
 Turnaround Model: N/A

Performance Tiers

■ **INTERVENE (0-24%)**
■ **WATCH (25-49%)**
■ **REINFORCE (50-74%)**
■ **MODEL (75-100%)**

2013-2014 2014-2015 2015-2016 CITY RANK PEER RANK

OVERALL: 31% WATCH

A school's overall score represents its combined performance on the Achievement, Progress, Climate, and College & Career (for high schools only) domains.



Achievement: 25% Watch

The Achievement domain measures performance on standardized assessments, including PSSA, Keystone Exams, ACCESS for ELLs, and reading assessments.



Progress: 4% Intervene

The Progress domain measures growth on standardized assessments and progress towards graduation (for high schools only).



Climate: 71% Reinforce

The Climate domain measures school climate and student and parent/guardian engagement.



Alliance For Progress Charter School

School Code: W15
Sector: Charter
Address: 1821 Cecil B. Moore Ave., 19121
Phone/Fax: 215-232-4892 / 215-232-4893
Website: www.afpcs.org

Report Type: K8 School (K-8)
Peer Group: 2
Enrollment: 451
Admissions Category: Citywide
Turnaround Model: N/A

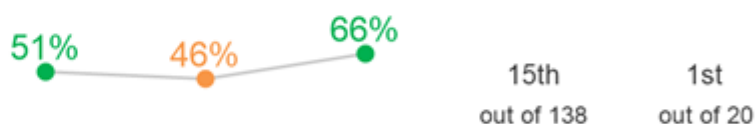
Performance Tiers

■ **INTERVENE (0-24%)**
■ **WATCH (25-49%)**
■ **REINFORCE (50-74%)**
■ **MODEL (75-100%)**

2013-2014 2014-2015 2015-2016 CITY RANK PEER RANK

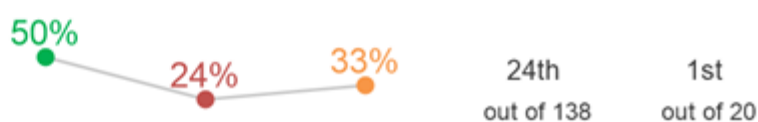
OVERALL: 66% REINFORCE

A school's overall score represents its combined performance on the Achievement, Progress, Climate, and College & Career (for high schools only) domains.



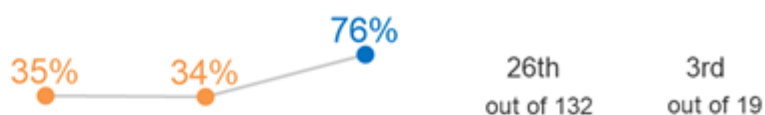
Achievement: 33% Watch

The Achievement domain measures performance on standardized assessments, including PSSA, Keystone Exams, ACCESS for ELLs, and reading assessments.



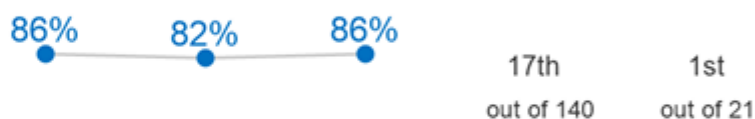
Progress: 76% Model

The Progress domain measures growth on standardized assessments and progress towards graduation (for high schools only).



Climate: 86% Model

The Climate domain measures school climate and student and parent/guardian engagement.



Math, Civics and Sciences Charter School

School Code: W21
 Sector: Charter
 Address: 447 N. Broad St., 19123
 Phone/Fax: 215-923-4880 / 215-923-4859
 Website: www.mcscs.org

Report Type: K8 School (1-8)
 Peer Group: 5
 Enrollment: 668
 Admissions Category: Citywide
 Turnaround Model: N/A

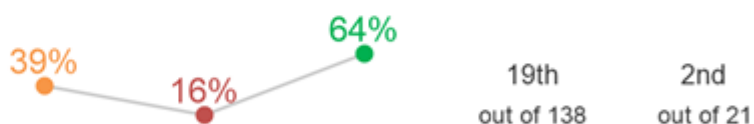
Performance Tiers

■ **INTERVENE (0-24%)**
■ **WATCH (25-49%)**
■ **REINFORCE (50-74%)**
■ **MODEL (75-100%)**

2013-2014 2014-2015 2015-2016 CITY RANK PEER RANK

OVERALL: 64% REINFORCE

A school's overall score represents its combined performance on the Achievement, Progress, Climate, and College & Career (for high schools only) domains.



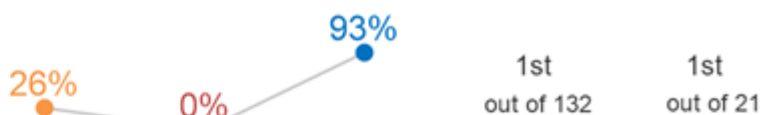
Achievement: 9% Intervene

The Achievement domain measures performance on standardized assessments, including PSSA, Keystone Exams, ACCESS for ELLs, and reading assessments.



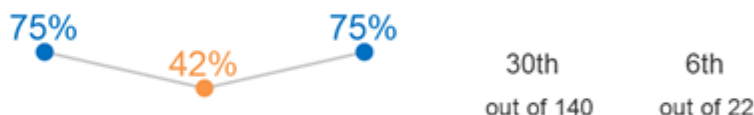
Progress: 93% Model

The Progress domain measures growth on standardized assessments and progress towards graduation (for high schools only).



Climate: 75% Model

The Climate domain measures school climate and student and parent/guardian engagement.



Philadelphia Academy Charter School

School Code: W22
Sector: Charter
Address: 11000 Roosevelt Blvd., 19116
Phone/Fax: 215-676-8320 / 215-676-8340
Website: philadelphiaacademy.org

Report Type: K8 School (K-8)
Peer Group: 8
Enrollment: 693
Admissions Category: Citywide
Turnaround Model: N/A

Performance Tiers

■ **INTERVENE (0-24%)**
■ **WATCH (25-49%)**
■ **REINFORCE (50-74%)**
■ **MODEL (75-100%)**

2013-2014 2014-2015 2015-2016 CITY RANK PEER RANK

OVERALL: 50% REINFORCE

A school's overall score represents its combined performance on the Achievement, Progress, Climate, and College & Career (for high schools only) domains.



Achievement: 61% Reinforce

The Achievement domain measures performance on standardized assessments, including PSSA, Keystone Exams, ACCESS for ELLs, and reading assessments.



Progress: 12% Intervene

The Progress domain measures growth on standardized assessments and progress towards graduation (for high schools only).



Climate: 89% Model

The Climate domain measures school climate and student and parent/guardian engagement.



Mastery Charter School at Hardy Williams

School Code: W23

Sector: Charter

Address: 5400 Warrington St., 19143

Phone/Fax: 215-724-2343 / 215-724-2374

Website: www.masterycharter.org/schools/hardy-williams
-campus

Report Type: K8 School (K-8)

Peer Group: 4

Enrollment: 765

Admissions Category: Citywide With Criteria

Turnaround Model: N/A

Performance Tiers

■ INTERVENE (0-24%)

■ WATCH (25-49%)

■ REINFORCE (50-74%)

■ MODEL (75-100%)

2013-2014 2014-2015 2015-2016 CITY RANK PEER RANK

OVERALL: 53% REINFORCE

A school's overall score represents its combined performance on the Achievement, Progress, Climate, and College & Career (for high schools only) domains.



34th
out of 138

2nd
out of 12

Achievement: 15% Intervene

The Achievement domain measures performance on standardized assessments, including PSSA, Keystone Exams, ACCESS for ELLs, and reading assessments.



63rd
out of 138

8th
out of 12

Progress: 87% Model

The Progress domain measures growth on standardized assessments and progress towards graduation (for high schools only).

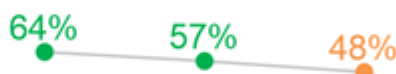


8th
out of 132

1st
out of 12

Climate: 48% Watch

The Climate domain measures school climate and student and parent/guardian engagement.



71st
out of 140

7th
out of 12

Universal Institute Charter School

School Code: W26

Sector: Charter

Address: 801 S. 15th St., 19146

Phone/Fax: 215-732-2876 / 215-732-8066

Website: www.universalcompanies.org/education/univers
al-institute-charter-school

Report Type: K8 School (K-8)

Peer Group: 5

Enrollment: 752

Admissions Category: Citywide

Turnaround Model: N/A

Performance Tiers

■ **INTERVENE (0-24%)**

■ **WATCH (25-49%)**

■ **REINFORCE (50-74%)**

■ **MODEL (75-100%)**

2013-2014 2014-2015 2015-2016 CITY RANK PEER RANK

OVERALL: 32% WATCH

A school's overall score represents its combined performance on the Achievement, Progress, Climate, and College & Career (for high schools only) domains.



81st
out of 138

12th
out of 21

Achievement: 14% Intervene

The Achievement domain measures performance on standardized assessments, including PSSA, Keystone Exams, ACCESS for ELLs, and reading assessments.

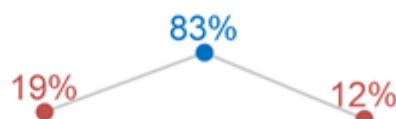


70th
out of 138

13th
out of 21

Progress: 12% Intervene

The Progress domain measures growth on standardized assessments and progress towards graduation (for high schools only).



103rd
out of 132

12th
out of 21

Climate: 73% Reinforce

The Climate domain measures school climate and student and parent/guardian engagement.



35th
out of 140

8th
out of 22

2015-2016 School Progress Report

Mathematics, Science, and Technology Community Charter School (MaST)

School Code: W28
Sector: Charter
Address: 1800 Byberry Rd., 19116
Phone/Fax: 267-348-1100 / 267-348-1217
Website: www.mastccs.org

Report Type: K8 School (K-8)
Peer Group: 8
Enrollment: 901
Admissions Category: Citywide
Turnaround Model: N/A

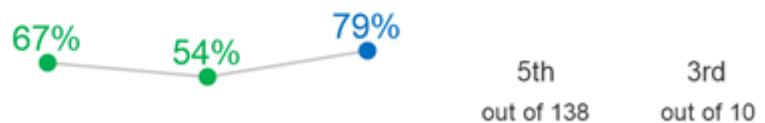
Performance Tiers

■ **INTERVENE (0-24%)** ■ **WATCH (25-49%)** ■ **REINFORCE (50-74%)** ■ **MODEL (75-100%)**

2013-2014 2014-2015 2015-2016 CITY RANK PEER RANK

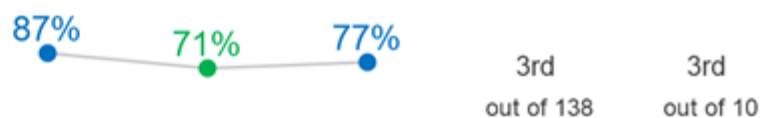
OVERALL: 79% MODEL

A school's overall score represents its combined performance on the Achievement, Progress, Climate, and College & Career (for high schools only) domains.



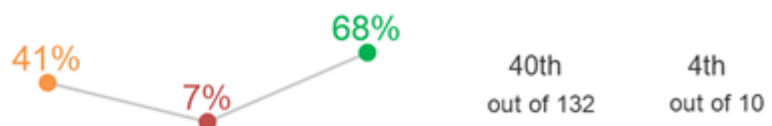
Achievement: 77% Model

The Achievement domain measures performance on standardized assessments, including PSSA, Keystone Exams, ACCESS for ELLs, and reading assessments.



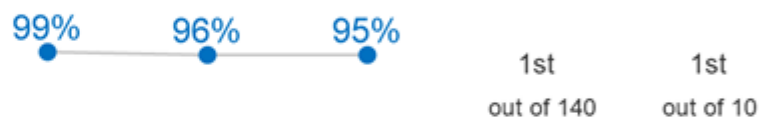
Progress: 68% Reinforce

The Progress domain measures growth on standardized assessments and progress towards graduation (for high schools only).



Climate: 95% Model

The Climate domain measures school climate and student and parent/guardian engagement.



Mariana Bracetti Academy Charter School

School Code: W32
Sector: Charter
Address: 1840 Torresdale Ave., 19124
Phone/Fax: 215-291-4436 / 215-291-4985
Website: www.mbacs.org

Report Type: K8 School (K-3, 6-8)
Peer Group: 1
Enrollment: 612
Admissions Category: Citywide
Turnaround Model: N/A

Performance Tiers

■ **INTERVENE (0-24%)** ■ **WATCH (25-49%)** ■ **REINFORCE (50-74%)** ■ **MODEL (75-100%)**

2013-2014 2014-2015 2015-2016 CITY RANK PEER RANK

OVERALL: 56% REINFORCE

A school's overall score represents its combined performance on the Achievement, Progress, Climate, and College & Career (for high schools only) domains.



Achievement: 13% Intervene

The Achievement domain measures performance on standardized assessments, including PSSA, Keystone Exams, ACCESS for ELLs, and reading assessments.



Progress: 89% Model

The Progress domain measures growth on standardized assessments and progress towards graduation (for high schools only).



Climate: 61% Reinforce

The Climate domain measures school climate and student and parent/guardian engagement.



New Foundations Charter School

School Code: W34
Sector: Charter
Address: 8001 Torresdale Ave., 19136
Phone/Fax: 215-624-8100 / 215-624-0600
Website: www.nfcsonline.org

Report Type: K8 School (K-8)
Peer Group: 8
Enrollment: 722
Admissions Category: Citywide With Criteria
Turnaround Model: N/A

Performance Tiers

■ **INTERVENE (0-24%)**
■ **WATCH (25-49%)**
■ **REINFORCE (50-74%)**
■ **MODEL (75-100%)**

2013-2014 2014-2015 2015-2016 CITY RANK PEER RANK

OVERALL: 66% REINFORCE

A school's overall score represents its combined performance on the Achievement, Progress, Climate, and College & Career (for high schools only) domains.



Achievement: 59% Reinforce

The Achievement domain measures performance on standardized assessments, including PSSA, Keystone Exams, ACCESS for ELLs, and reading assessments.



Progress: 54% Reinforce

The Progress domain measures growth on standardized assessments and progress towards graduation (for high schools only).



Climate: 88% Model

The Climate domain measures school climate and student and parent/guardian engagement.



People for People Charter School

School Code: W35
 Sector: Charter
 Address: 800 N. Broad St., 19130
 Phone/Fax: 215-763-7060 / 215-763-6210
 Website: www.pfpcs.org/pages/PPCS

Report Type: K8 School (K-8)
 Peer Group: 1
 Enrollment: 533
 Admissions Category: Citywide
 Turnaround Model: N/A

Performance Tiers

■ **INTERVENE (0-24%)**
■ **WATCH (25-49%)**
■ **REINFORCE (50-74%)**
■ **MODEL (75-100%)**

2013-2014 2014-2015 2015-2016 CITY RANK PEER RANK

OVERALL: 44% WATCH

A school's overall score represents its combined performance on the Achievement, Progress, Climate, and College & Career (for high schools only) domains.



55th
out of 138

3rd
out of 23

Achievement: 9% Intervene

The Achievement domain measures performance on standardized assessments, including PSSA, Keystone Exams, ACCESS for ELLs, and reading assessments.

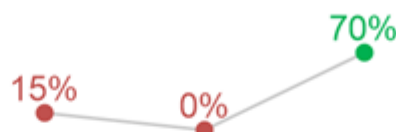


92nd
out of 138

10th
out of 23

Progress: 70% Reinforce

The Progress domain measures growth on standardized assessments and progress towards graduation (for high schools only).

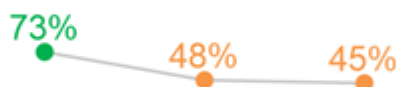


34th
out of 132

5th
out of 21

Climate: 45% Watch

The Climate domain measures school climate and student and parent/guardian engagement.



75th
out of 140

3rd
out of 23

2015-2016 School Progress Report

Philadelphia Performing Arts: A String Theory Charter School

School Code: W36
Sector: Charter
Address: 2600 S. Broad St., 19145
Phone/Fax: 215-551-4000 / 215-551-1113
Website: www.ppacs.net

Report Type: K8 School (K-8)
Peer Group: 8
Enrollment: 1,622
Admissions Category: Citywide With Criteria
Turnaround Model: N/A

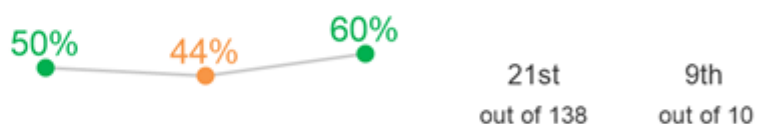
Performance Tiers

■ **INTERVENE (0-24%)** ■ **WATCH (25-49%)** ■ **REINFORCE (50-74%)** ■ **MODEL (75-100%)**

2013-2014 2014-2015 2015-2016 CITY RANK PEER RANK

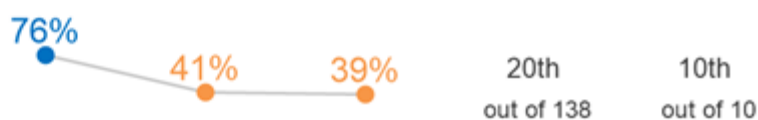
OVERALL: 60% REINFORCE

A school's overall score represents its combined performance on the Achievement, Progress, Climate, and College & Career (for high schools only) domains.



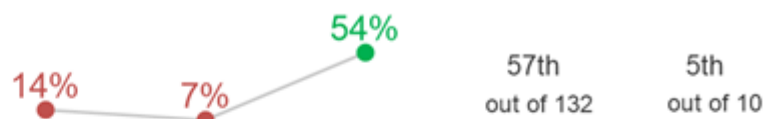
Achievement: 39% Watch

The Achievement domain measures performance on standardized assessments, including PSSA, Keystone Exams, ACCESS for ELLs, and reading assessments.



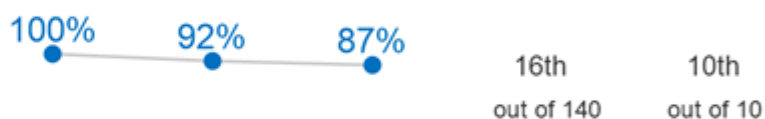
Progress: 54% Reinforce

The Progress domain measures growth on standardized assessments and progress towards graduation (for high schools only).



Climate: 87% Model

The Climate domain measures school climate and student and parent/guardian engagement.



Global Leadership Academy Charter School

School Code: W37
Sector: Charter
Address: 4601 W. Girard Ave., 19131
Phone/Fax: 267-295-5700 / 215-295-5701
Website: www.glacharter.org

Report Type: K8 School (K-8)
Peer Group: 5
Enrollment: 699
Admissions Category: Citywide
Turnaround Model: N/A

Performance Tiers

■ **INTERVENE (0-24%)** ■ **WATCH (25-49%)** ■ **REINFORCE (50-74%)** ■ **MODEL (75-100%)**

2013-2014 2014-2015 2015-2016 CITY RANK PEER RANK

OVERALL: 36% WATCH

A school's overall score represents its combined performance on the Achievement, Progress, Climate, and College & Career (for high schools only) domains.



71st
out of 138

10th
out of 21

Achievement: 13% Intervene

The Achievement domain measures performance on standardized assessments, including PSSA, Keystone Exams, ACCESS for ELLs, and reading assessments.

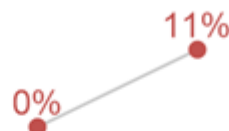


72nd
out of 138

14th
out of 21

Progress: 11% Intervene

The Progress domain measures growth on standardized assessments and progress towards graduation (for high schools only).



106th
out of 132

13th
out of 21

Climate: 90% Model

The Climate domain measures school climate and student and parent/guardian engagement.



9th
out of 140

1st
out of 22

Independence Charter School

School Code: W41
 Sector: Charter
 Address: 1600 Lombard St., 19146
 Phone/Fax: 215-238-8000 / 215-545-2924
 Website: www.independencecharter.org

Report Type: K8 School (K-8)
 Peer Group: 9
 Enrollment: 815
 Admissions Category: Citywide
 Turnaround Model: N/A

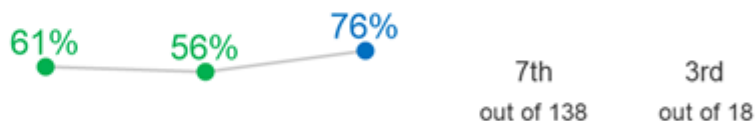
Performance Tiers

■ **INTERVENE (0-24%)**
■ **WATCH (25-49%)**
■ **REINFORCE (50-74%)**
■ **MODEL (75-100%)**

2013-2014 2014-2015 2015-2016 CITY RANK PEER RANK

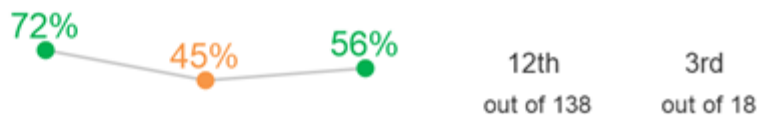
OVERALL: 76% MODEL

A school's overall score represents its combined performance on the Achievement, Progress, Climate, and College & Career (for high schools only) domains.



Achievement: 56% Reinforce

The Achievement domain measures performance on standardized assessments, including PSSA, Keystone Exams, ACCESS for ELLs, and reading assessments.



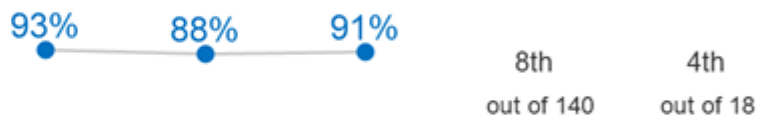
Progress: 79% Model

The Progress domain measures growth on standardized assessments and progress towards graduation (for high schools only).



Climate: 91% Model

The Climate domain measures school climate and student and parent/guardian engagement.



Khepera Charter School

School Code: W50
Sector: Charter
Address: 926 Sedgley Ave., 19119
Phone/Fax: 215-843-1700 / 215-843-3530
Website: www.khepera.schoolfusion.us

Report Type: K8 School (K-8)
Peer Group: 5
Enrollment: 402
Admissions Category: Citywide
Turnaround Model: N/A

Performance Tiers

■ **INTERVENE (0-24%)**
■ **WATCH (25-49%)**
■ **REINFORCE (50-74%)**
■ **MODEL (75-100%)**

2013-2014 2014-2015 2015-2016 CITY RANK PEER RANK

OVERALL: 6% INTERVENE

A school's overall score represents its combined performance on the Achievement, Progress, Climate, and College & Career (for high schools only) domains.



Achievement: 4% Intervene

The Achievement domain measures performance on standardized assessments, including PSSA, Keystone Exams, ACCESS for ELLs, and reading assessments.



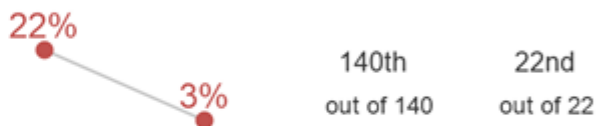
Progress: 10% Intervene

The Progress domain measures growth on standardized assessments and progress towards graduation (for high schools only).



Climate: 3% Intervene

The Climate domain measures school climate and student and parent/guardian engagement.



Wissahickon Charter School

School Code: W62
Sector: Charter
Address: 4700 Wissahickon Ave., 19144
Phone/Fax: 267-338-1020 / 267-338-1030
Website: www.wissahickoncharter.org/wp

Report Type: K8 School (K-8)
Peer Group: 4
Enrollment: 894
Admissions Category: Citywide With Criteria
Turnaround Model: N/A

Performance Tiers

■ **INTERVENE (0-24%)**
■ **WATCH (25-49%)**
■ **REINFORCE (50-74%)**
■ **MODEL (75-100%)**

2013-2014 2014-2015 2015-2016 CITY RANK PEER RANK

OVERALL: 49% WATCH

A school's overall score represents its combined performance on the Achievement, Progress, Climate, and College & Career (for high schools only) domains.



43rd
out of 138

3rd
out of 12

Achievement: 22% Intervene

The Achievement domain measures performance on standardized assessments, including PSSA, Keystone Exams, ACCESS for ELLs, and reading assessments.



44th
out of 138

2nd
out of 12

Progress: 43% Watch

The Progress domain measures growth on standardized assessments and progress towards graduation (for high schools only).



73rd
out of 132

7th
out of 12

Climate: 80% Model

The Climate domain measures school climate and student and parent/guardian engagement.



23rd
out of 140

1st
out of 12

First Philadelphia Preparatory Charter School

School Code: W64
Sector: Charter
Address: 4300 Tacony St., 19124
Phone/Fax: 215-743-3100 / 215-743-9877
Website: www.ap-schools.org/firstphiladelphia

Report Type: K8 School (K-8)
Peer Group: 5
Enrollment: 1,427
Admissions Category: Citywide With Criteria
Turnaround Model: N/A

Performance Tiers

■ **INTERVENE (0-24%)** ■ **WATCH (25-49%)** ■ **REINFORCE (50-74%)** ■ **MODEL (75-100%)**

2013-2014 2014-2015 2015-2016 CITY RANK PEER RANK

OVERALL: 27% WATCH

A school's overall score represents its combined performance on the Achievement, Progress, Climate, and College & Career (for high schools only) domains.



94th
out of 138

16th
out of 21

Achievement: 18% Intervene

The Achievement domain measures performance on standardized assessments, including PSSA, Keystone Exams, ACCESS for ELLs, and reading assessments.



49th
out of 138

9th
out of 21

Progress: 3% Intervene

The Progress domain measures growth on standardized assessments and progress towards graduation (for high schools only).



127th
out of 132

19th
out of 21

Climate: 66% Reinforce

The Climate domain measures school climate and student and parent/guardian engagement.



44th
out of 140

11th
out of 22

Green Woods Charter School

School Code: W65
Sector: Charter
Address: 468 Domino Lane, 19128
Phone/Fax: 215-482-6337 / 215-482-9135
Website: www.greenwoodscharter.org

Report Type: K8 School (K-8)
Peer Group: 8
Enrollment: 676
Admissions Category: Citywide With Criteria
Turnaround Model: N/A

Performance Tiers

■ **INTERVENE (0-24%)** ■ **WATCH (25-49%)** ■ **REINFORCE (50-74%)** ■ **MODEL (75-100%)**

2013-2014 2014-2015 2015-2016 CITY RANK PEER RANK

OVERALL: 64% REINFORCE

A school's overall score represents its combined performance on the Achievement, Progress, Climate, and College & Career (for high schools only) domains.

67% 64%

18th
out of 138

8th
out of 10

Achievement: 61% Reinforce

The Achievement domain measures performance on standardized assessments, including PSSA, Keystone Exams, ACCESS for ELLs, and reading assessments.

61% 61%

8th
out of 138

6th
out of 10

Progress: 44% Watch

The Progress domain measures growth on standardized assessments and progress towards graduation (for high schools only).

52% 44%

72nd
out of 132

9th
out of 10

Climate: 92% Model

The Climate domain measures school climate and student and parent/guardian engagement.

92% 92%

5th
out of 140

2nd
out of 10

Maritime Academy Charter School (MACHS)

School Code: W66
Sector: Charter
Address: 2275 Bridge St., 19137
Phone/Fax: 215-535-4555 / 215-535-4398
Website: www.maritimecharter.org

Report Type: K8 School (2-8)
Peer Group: 9
Enrollment: 536
Admissions Category: Citywide
Turnaround Model: N/A

Performance Tiers

■ **INTERVENE (0-24%)** ■ **WATCH (25-49%)** ■ **REINFORCE (50-74%)** ■ **MODEL (75-100%)**

2013-2014 2014-2015 2015-2016 CITY RANK PEER RANK

OVERALL: 40% WATCH

A school's overall score represents its combined performance on the Achievement, Progress, Climate, and College & Career (for high schools only) domains.

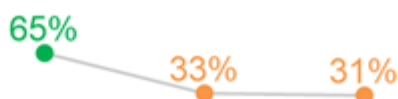


63rd
out of 138

16th
out of 18

Achievement: 31% Watch

The Achievement domain measures performance on standardized assessments, including PSSA, Keystone Exams, ACCESS for ELLs, and reading assessments.

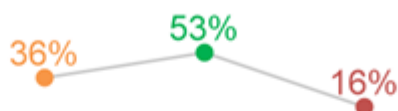


26th
out of 138

11th
out of 18

Progress: 16% Intervene

The Progress domain measures growth on standardized assessments and progress towards graduation (for high schools only).



98th
out of 132

16th
out of 18

Climate: 77% Model

The Climate domain measures school climate and student and parent/guardian engagement.



28th
out of 140

5th
out of 18

Belmont Charter School

School Code: W68
 Sector: Charter
 Address: 4030 Brown St., 19104
 Phone/Fax: 215-823-8208 / 215-823-8209
 Website: www.cea-philly.org/index.php/our-schools/belmont-charter-school

Report Type: K8 School (K-8)
 Peer Group: 1
 Enrollment: 700
 Admissions Category: Neighborhood
 Turnaround Model: N/A

Performance Tiers

■ **INTERVENE (0-24%)**
■ **WATCH (25-49%)**
■ **REINFORCE (50-74%)**
■ **MODEL (75-100%)**

2013-2014 2014-2015 2015-2016 CITY RANK PEER RANK

OVERALL: 32% WATCH

A school's overall score represents its combined performance on the Achievement, Progress, Climate, and College & Career (for high schools only) domains.



80th
out of 138

8th
out of 23

Achievement: 15% Intervene

The Achievement domain measures performance on standardized assessments, including PSSA, Keystone Exams, ACCESS for ELLs, and reading assessments.



65th
out of 138

1st
out of 23

Progress: 40% Watch

The Progress domain measures growth on standardized assessments and progress towards graduation (for high schools only).



77th
out of 132

12th
out of 21

Climate: 39% Watch

The Climate domain measures school climate and student and parent/guardian engagement.



85th
out of 140

5th
out of 23

2015-2016 School Progress Report

KIPP Philadelphia Charter School

School Code: W70
Sector: Charter
Address: 2709 N. Broad St. 4th Floor, 19132
Phone/Fax: 215-227-1728 / 215-827-5942
Website: www.kippphiladelphia.org

Report Type: K8 School (K-8)
Peer Group: 4
Enrollment: 749
Admissions Category: Citywide
Turnaround Model: N/A

Performance Tiers

■ **INTERVENE (0-24%)** ■ **WATCH (25-49%)** ■ **REINFORCE (50-74%)** ■ **MODEL (75-100%)**

2013-2014 2014-2015 2015-2016 CITY RANK PEER RANK

OVERALL: 45% WATCH

A school's overall score represents its combined performance on the Achievement, Progress, Climate, and College & Career (for high schools only) domains.



51st
out of 138

5th
out of 12

Achievement: 21% Intervene

The Achievement domain measures performance on standardized assessments, including PSSA, Keystone Exams, ACCESS for ELLs, and reading assessments.

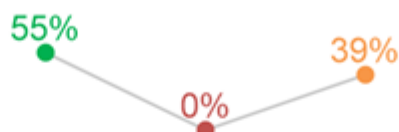


45th
out of 138

3rd
out of 12

Progress: 39% Watch

The Progress domain measures growth on standardized assessments and progress towards graduation (for high schools only).



79th
out of 132

8th
out of 12

Climate: 74% Reinforce

The Climate domain measures school climate and student and parent/guardian engagement.



32nd
out of 140

4th
out of 12

Discovery Charter School

School Code: W72
 Sector: Charter
 Address: 4700 Parkside Ave., 19131
 Phone/Fax: 215-879-8182 / 215-879-9510
 Website: discoverycharterschool.com

Report Type: K8 School (K-8)
 Peer Group: 5
 Enrollment: 748
 Admissions Category: Citywide
 Turnaround Model: N/A

Performance Tiers

■ **INTERVENE (0-24%)**
■ **WATCH (25-49%)**
■ **REINFORCE (50-74%)**
■ **MODEL (75-100%)**

2013-2014 2014-2015 2015-2016 CITY RANK PEER RANK

OVERALL: 45% WATCH

A school's overall score represents its combined performance on the Achievement, Progress, Climate, and College & Career (for high schools only) domains.

45%

50th
out of 138

6th
out of 21

Achievement: 18% Intervene

The Achievement domain measures performance on standardized assessments, including PSSA, Keystone Exams, ACCESS for ELLs, and reading assessments.

18%

48th
out of 138

8th
out of 21

Progress: 30% Watch

The Progress domain measures growth on standardized assessments and progress towards graduation (for high schools only).

30%

87th
out of 132

8th
out of 21

Climate: 86% Model

The Climate domain measures school climate and student and parent/guardian engagement.

86%

19th
out of 140

3rd
out of 22

Ad Prima Charter School

School Code: W79
 Sector: Charter
 Address: 1922-24 N. 63rd St., 19151
 Phone/Fax: 267-403-2672 / 267-292-4058
 Website: www.adprimacharterschool.org

Report Type: K8 School (K-8)
 Peer Group: 5
 Enrollment: 717
 Admissions Category: Citywide
 Turnaround Model: N/A

Performance Tiers

■ **INTERVENE (0-24%)**
■ **WATCH (25-49%)**
■ **REINFORCE (50-74%)**
■ **MODEL (75-100%)**

2013-2014 2014-2015 2015-2016 CITY RANK PEER RANK

OVERALL: 40% WATCH

A school's overall score represents its combined performance on the Achievement, Progress, Climate, and College & Career (for high schools only) domains.

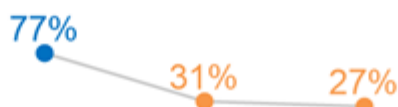


64th
out of 138

7th
out of 21

Achievement: 27% Watch

The Achievement domain measures performance on standardized assessments, including PSSA, Keystone Exams, ACCESS for ELLs, and reading assessments.



32nd
out of 138

3rd
out of 21

Progress: 26% Watch

The Progress domain measures growth on standardized assessments and progress towards graduation (for high schools only).



92nd
out of 132

9th
out of 21

Climate: 68% Reinforce

The Climate domain measures school climate and student and parent/guardian engagement.



40th
out of 140

10th
out of 22

Folks Arts Culture Treasures Charter School

School Code: W84
Sector: Charter
Address: 1023 Callowhill St., 19123
Phone/Fax: 215-569-2600 / 215-569-3985
Website: www.factschool.org

Report Type: K8 School (K-8)
Peer Group: 9
Enrollment: 480
Admissions Category: Citywide
Turnaround Model: N/A

Performance Tiers

■ **INTERVENE (0-24%)** ■ **WATCH (25-49%)** ■ **REINFORCE (50-74%)** ■ **MODEL (75-100%)**

2013-2014 2014-2015 2015-2016 CITY RANK PEER RANK

OVERALL: 82% MODEL

A school's overall score represents its combined performance on the Achievement, Progress, Climate, and College & Career (for high schools only) domains.



2nd
out of 138

2nd
out of 18

Achievement: 64% Reinforce

The Achievement domain measures performance on standardized assessments, including PSSA, Keystone Exams, ACCESS for ELLs, and reading assessments.



7th
out of 138

2nd
out of 18

Progress: 86% Model

The Progress domain measures growth on standardized assessments and progress towards graduation (for high schools only).



10th
out of 132

2nd
out of 18

Climate: 92% Model

The Climate domain measures school climate and student and parent/guardian engagement.



4th
out of 140

3rd
out of 18

Mastery Charter School at Thomas Campus

School Code: W85
 Sector: Charter
 Address: 927 Johnston St., 19148
 Phone/Fax: 267-236-0036 / 267-236-0030
 Website: www.masterycharter.org/schools/thomas-campus

Report Type: K8 School (K-8)
 Peer Group: 9
 Enrollment: 895
 Admissions Category: Citywide With Criteria
 Turnaround Model: N/A

Performance Tiers

■ **INTERVENE (0-24%)** ■ **WATCH (25-49%)** ■ **REINFORCE (50-74%)** ■ **MODEL (75-100%)**

2013-2014 2014-2015 2015-2016 CITY RANK PEER RANK

OVERALL: 66% REINFORCE

A school's overall score represents its combined performance on the Achievement, Progress, Climate, and College & Career (for high schools only) domains.



12th
out of 138

5th
out of 18

Achievement: 32% Watch

The Achievement domain measures performance on standardized assessments, including PSSA, Keystone Exams, ACCESS for ELLs, and reading assessments.



25th
out of 138

10th
out of 18

Progress: 93% Model

The Progress domain measures growth on standardized assessments and progress towards graduation (for high schools only).



2nd
out of 132

1st
out of 18

Climate: 65% Reinforce

The Climate domain measures school climate and student and parent/guardian engagement.



45th
out of 140

12th
out of 18

Northwood Academy Charter School

School Code: W86
Sector: Charter
Address: 4621 Castor Ave., 19124
Phone/Fax: 215-289-5606 / 215-289-5464
Website: www.northwoodcs.org

Report Type: K8 School (K-8)
Peer Group: 5
Enrollment: 781
Admissions Category: Citywide With Criteria
Turnaround Model: N/A

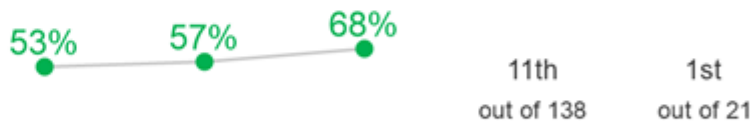
Performance Tiers

■ **INTERVENE (0-24%)** ■ **WATCH (25-49%)** ■ **REINFORCE (50-74%)** ■ **MODEL (75-100%)**

2013-2014 2014-2015 2015-2016 CITY RANK PEER RANK

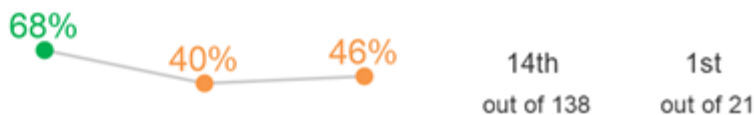
OVERALL: 68% REINFORCE

A school's overall score represents its combined performance on the Achievement, Progress, Climate, and College & Career (for high schools only) domains.



Achievement: 46% Watch

The Achievement domain measures performance on standardized assessments, including PSSA, Keystone Exams, ACCESS for ELLs, and reading assessments.



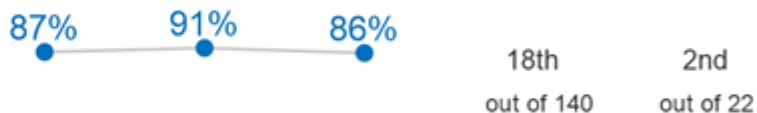
Progress: 71% Reinforce

The Progress domain measures growth on standardized assessments and progress towards graduation (for high schools only).



Climate: 86% Model

The Climate domain measures school climate and student and parent/guardian engagement.



Keystone Academy Charter School

School Code: W89
Sector: Charter
Address: 6660 Keystone St., 19135
Phone/Fax: 215-332-2111 / 215-332-2840
Website: www.keystoneacademyks.org

Report Type: K8 School (K-8)
Peer Group: 9
Enrollment: 595
Admissions Category: Citywide
Turnaround Model: N/A

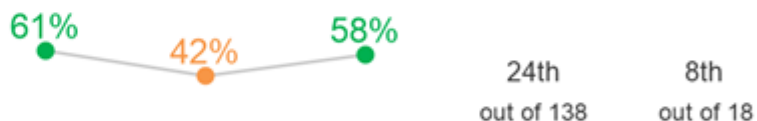
Performance Tiers

■ **INTERVENE (0-24%)** ■ **WATCH (25-49%)** ■ **REINFORCE (50-74%)** ■ **MODEL (75-100%)**

2013-2014 2014-2015 2015-2016 CITY RANK PEER RANK

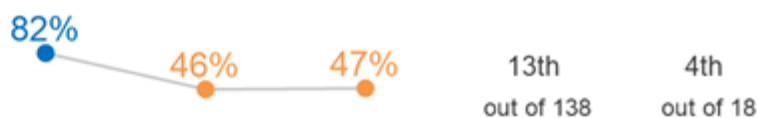
OVERALL: 58% REINFORCE

A school's overall score represents its combined performance on the Achievement, Progress, Climate, and College & Career (for high schools only) domains.



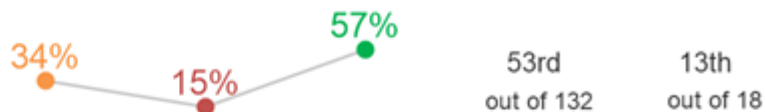
Achievement: 47% Watch

The Achievement domain measures performance on standardized assessments, including PSSA, Keystone Exams, ACCESS for ELLs, and reading assessments.



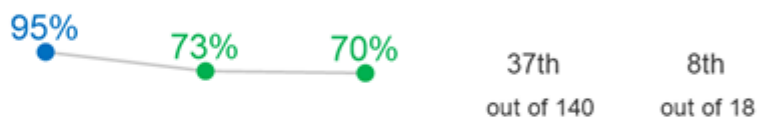
Progress: 57% Reinforce

The Progress domain measures growth on standardized assessments and progress towards graduation (for high schools only).



Climate: 70% Reinforce

The Climate domain measures school climate and student and parent/guardian engagement.



Southwest Leadership Academy Charter School

School Code: W92
Sector: Charter
Address: 7101 Paschall Ave., 19142
Phone/Fax: 215-729-1939 / 215-729-1976
Website: www.slacs-phila.org

Report Type: K8 School (K-8)
Peer Group: 5
Enrollment: 469
Admissions Category: Citywide With Criteria
Turnaround Model: N/A

Performance Tiers

■ **INTERVENE (0-24%)**
■ **WATCH (25-49%)**
■ **REINFORCE (50-74%)**
■ **MODEL (75-100%)**

2013-2014 2014-2015 2015-2016 CITY RANK PEER RANK

OVERALL: 45% WATCH

A school's overall score represents its combined performance on the Achievement, Progress, Climate, and College & Career (for high schools only) domains.



49th
out of 138

5th
out of 21

Achievement: 17% Intervene

The Achievement domain measures performance on standardized assessments, including PSSA, Keystone Exams, ACCESS for ELLs, and reading assessments.

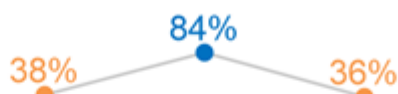


54th
out of 138

11th
out of 21

Progress: 36% Watch

The Progress domain measures growth on standardized assessments and progress towards graduation (for high schools only).



85th
out of 132

7th
out of 21

Climate: 83% Model

The Climate domain measures school climate and student and parent/guardian engagement.



21st
out of 140

4th
out of 22

Pan American Academy Charter School

School Code: W94
 Sector: Charter
 Address: 2830 N. American St., 19133
 Phone/Fax: 215-425-1212 / 215-423-0871
 Website: www.panamcs.org

Report Type: K8 School (K-8)
 Peer Group: 3
 Enrollment: 721
 Admissions Category: Citywide With Criteria
 Turnaround Model: N/A

Performance Tiers

■ **INTERVENE (0-24%)**
■ **WATCH (25-49%)**
■ **REINFORCE (50-74%)**
■ **MODEL (75-100%)**

2013-2014 2014-2015 2015-2016 CITY RANK PEER RANK

OVERALL: 50% REINFORCE

A school's overall score represents its combined performance on the Achievement, Progress, Climate, and College & Career (for high schools only) domains.



Achievement: 12% Intervene

The Achievement domain measures performance on standardized assessments, including PSSA, Keystone Exams, ACCESS for ELLs, and reading assessments.



Progress: 55% Reinforce

The Progress domain measures growth on standardized assessments and progress towards graduation (for high schools only).



Climate: 81% Model

The Climate domain measures school climate and student and parent/guardian engagement.



Antonia Pantoja Charter School

School Code: W95
 Sector: Charter
 Address: 4101 N. American St., 19140
 Phone/Fax: 215-329-2733 / 215-329-2433
 Website: www.aspirapa.org/schools/pantoja-charter

Report Type: K8 School (K-8)
 Peer Group: 3
 Enrollment: 701
 Admissions Category: Citywide
 Turnaround Model: N/A

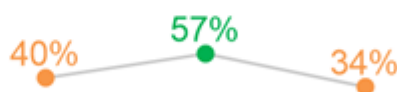
Performance Tiers

■ **INTERVENE (0-24%)**
■ **WATCH (25-49%)**
■ **REINFORCE (50-74%)**
■ **MODEL (75-100%)**

2013-2014 2014-2015 2015-2016 CITY RANK PEER RANK

OVERALL: 34% WATCH

A school's overall score represents its combined performance on the Achievement, Progress, Climate, and College & Career (for high schools only) domains.



77th
out of 138

8th
out of 17

Achievement: 25% Watch

The Achievement domain measures performance on standardized assessments, including PSSA, Keystone Exams, ACCESS for ELLs, and reading assessments.



36th
out of 138

2nd
out of 17

Progress: 4% Intervene

The Progress domain measures growth on standardized assessments and progress towards graduation (for high schools only).



123rd
out of 132

14th
out of 17

Climate: 80% Model

The Climate domain measures school climate and student and parent/guardian engagement.



24th
out of 140

3rd
out of 17

Sankofa Freedom Academy Charter School

School Code: W99
Sector: Charter
Address: 4256 Paul St., 19124
Phone/Fax: 215-288-2001 / 215-288-2099
Website: www.sfacs.us

Report Type: K8 School (K-8)
Peer Group: 2
Enrollment: 461
Admissions Category: Citywide With Criteria
Turnaround Model: N/A

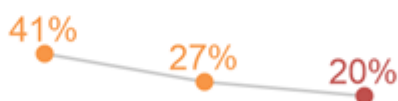
Performance Tiers

■ **INTERVENE (0-24%)**
■ **WATCH (25-49%)**
■ **REINFORCE (50-74%)**
■ **MODEL (75-100%)**

2013-2014 2014-2015 2015-2016 CITY RANK PEER RANK

OVERALL: 20% INTERVENE

A school's overall score represents its combined performance on the Achievement, Progress, Climate, and College & Career (for high schools only) domains.



106th
out of 138

11th
out of 20

Achievement: 9% Intervene

The Achievement domain measures performance on standardized assessments, including PSSA, Keystone Exams, ACCESS for ELLs, and reading assessments.

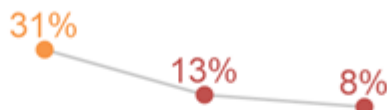


93rd
out of 138

4th
out of 20

Progress: 8% Intervene

The Progress domain measures growth on standardized assessments and progress towards graduation (for high schools only).

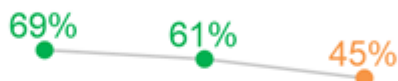


110th
out of 132

15th
out of 19

Climate: 45% Watch

The Climate domain measures school climate and student and parent/guardian engagement.



76th
out of 140

4th
out of 21

Franklin Towne Charter Elementary School

School Code: X03
 Sector: Charter
 Address: 4259 Richmond St., 19137
 Phone/Fax: 215-289-3389 / 215-288-4041
 Website: es.franklintowne.org

Report Type: K8 School (K-8)
 Peer Group: 8
 Enrollment: 908
 Admissions Category: Citywide With Criteria
 Turnaround Model: N/A

Performance Tiers

■ **INTERVENE (0-24%)**
■ **WATCH (25-49%)**
■ **REINFORCE (50-74%)**
■ **MODEL (75-100%)**

2013-2014 2014-2015 2015-2016 CITY RANK PEER RANK

OVERALL: 65% REINFORCE

A school's overall score represents its combined performance on the Achievement, Progress, Climate, and College & Career (for high schools only) domains.



Achievement: 57% Reinforce

The Achievement domain measures performance on standardized assessments, including PSSA, Keystone Exams, ACCESS for ELLs, and reading assessments.



Progress: 50% Reinforce

The Progress domain measures growth on standardized assessments and progress towards graduation (for high schools only).



Climate: 91% Model

The Climate domain measures school climate and student and parent/guardian engagement.



Tacony Academy Charter School

School Code: X04
Sector: Charter
Address: 1330 Rhawn St., 19111
Phone/Fax: 215-742-5100 / 215-742-5200
Website: www.ap-schools.org/taconyacademy

Report Type: K8 School (K-8)
Peer Group: 9
Enrollment: 689
Admissions Category: Citywide With Criteria
Turnaround Model: N/A

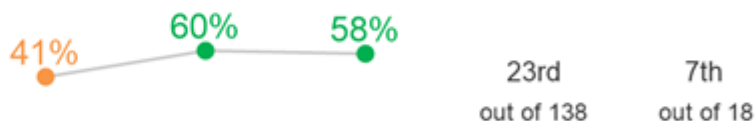
Performance Tiers

■ **INTERVENE (0-24%)** ■ **WATCH (25-49%)** ■ **REINFORCE (50-74%)** ■ **MODEL (75-100%)**

2013-2014 2014-2015 2015-2016 CITY RANK PEER RANK

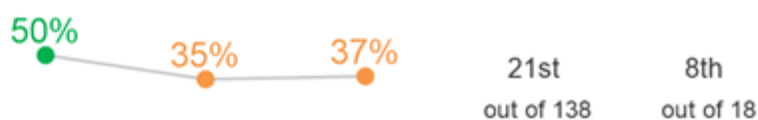
OVERALL: 58% REINFORCE

A school's overall score represents its combined performance on the Achievement, Progress, Climate, and College & Career (for high schools only) domains.



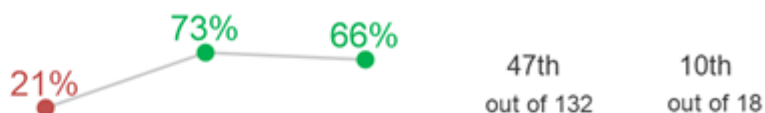
Achievement: 37% Watch

The Achievement domain measures performance on standardized assessments, including PSSA, Keystone Exams, ACCESS for ELLs, and reading assessments.



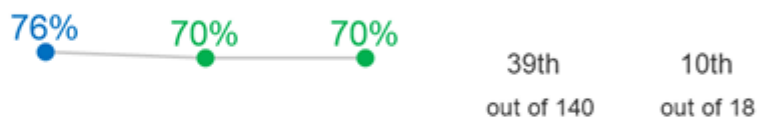
Progress: 66% Reinforce

The Progress domain measures growth on standardized assessments and progress towards graduation (for high schools only).



Climate: 70% Reinforce

The Climate domain measures school climate and student and parent/guardian engagement.



Mastery Charter School at Harrity

School Code: X07
 Sector: Charter
 Address: 5601 Christian St., 19143
 Phone/Fax: 215-471-2908 / N/A
 Website: www.masterycharter.org/schools/harrity-campus

Report Type: K8 School (K-8)
 Peer Group: 4
 Enrollment: 856
 Admissions Category: Neighborhood
 Turnaround Model: Renaissance Charter

Performance Tiers

■ **INTERVENE (0-24%)**
■ **WATCH (25-49%)**
■ **REINFORCE (50-74%)**
■ **MODEL (75-100%)**

2013-2014 2014-2015 2015-2016 CITY RANK PEER RANK

OVERALL: 44% WATCH

A school's overall score represents its combined performance on the Achievement, Progress, Climate, and College & Career (for high schools only) domains.



53rd
out of 138

6th
out of 12

Achievement: 16% Intervene

The Achievement domain measures performance on standardized assessments, including PSSA, Keystone Exams, ACCESS for ELLs, and reading assessments.



56th
out of 138

7th
out of 12

Progress: 67% Reinforce

The Progress domain measures growth on standardized assessments and progress towards graduation (for high schools only).

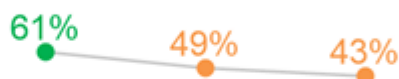


44th
out of 132

4th
out of 12

Climate: 43% Watch

The Climate domain measures school climate and student and parent/guardian engagement.



80th
out of 140

9th
out of 12

Universal Charter School at Daroff

School Code: X11

Sector: Charter

Address: 5630 Vine St., 19139

Phone/Fax: 215-471-2905 / N/A

Website: www.universalcompanies.org/education/daroff-charter-school

Report Type: K8 School (K-8)

Peer Group: 5

Enrollment: 775

Admissions Category: Neighborhood

Turnaround Model: Renaissance Charter

Performance Tiers

■ **INTERVENE (0-24%)**

■ **WATCH (25-49%)**

■ **REINFORCE (50-74%)**

■ **MODEL (75-100%)**

2013-2014 2014-2015 2015-2016 CITY RANK PEER RANK

OVERALL: 12% INTERVENE

A school's overall score represents its combined performance on the Achievement, Progress, Climate, and College & Career (for high schools only) domains.



121st
out of 138

18th
out of 21

Achievement: 6% Intervene

The Achievement domain measures performance on standardized assessments, including PSSA, Keystone Exams, ACCESS for ELLs, and reading assessments.



101st
out of 138

18th
out of 21

Progress: 8% Intervene

The Progress domain measures growth on standardized assessments and progress towards graduation (for high schools only).

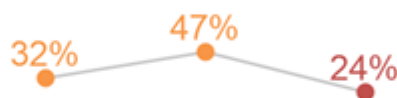


111th
out of 132

16th
out of 21

Climate: 24% Intervene

The Climate domain measures school climate and student and parent/guardian engagement.



107th
out of 140

19th
out of 22

Frederick Douglass Mastery Charter School

School Code: X12
Sector: Charter
Address: 2118 W. Norris St., 19121
Phone/Fax: 215-684-5063 / N/A
Website: www.masterycharter.org/schools/middle-and-high-schools/frederick-douglass-middle-school/

Report Type: K8 School (K-8)
Peer Group: 1
Enrollment: 771
Admissions Category: Neighborhood
Turnaround Model: Renaissance Charter

Performance Tiers

■ **INTERVENE (0-24%)** ■ **WATCH (25-49%)** ■ **REINFORCE (50-74%)** ■ **MODEL (75-100%)**

2013-2014 2014-2015 2015-2016 CITY RANK PEER RANK

OVERALL: 27% WATCH

A school's overall score represents its combined performance on the Achievement, Progress, Climate, and College & Career (for high schools only) domains.



93rd
out of 138

9th
out of 23

Achievement: 4% Intervene

The Achievement domain measures performance on standardized assessments, including PSSA, Keystone Exams, ACCESS for ELLs, and reading assessments.



112th
out of 138

13th
out of 23

Progress: 43% Watch

The Progress domain measures growth on standardized assessments and progress towards graduation (for high schools only).



74th
out of 132

11th
out of 21

Climate: 31% Watch

The Climate domain measures school climate and student and parent/guardian engagement.



97th
out of 140

8th
out of 23

General David B. Birney Charter School

School Code: X19
 Sector: Charter
 Address: 900 Lindley Ave., 19141
 Phone/Fax: 215-456-3000 / 215-457-6695
 Website: www.birneyprep.com

Report Type: K8 School (K-8)
 Peer Group: 2
 Enrollment: 710
 Admissions Category: Neighborhood
 Turnaround Model: Renaissance Charter

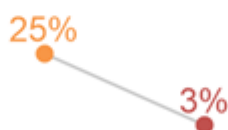
Performance Tiers

■ **INTERVENE (0-24%)** ■ **WATCH (25-49%)** ■ **REINFORCE (50-74%)** ■ **MODEL (75-100%)**

2013-2014 2014-2015 2015-2016 CITY RANK PEER RANK

OVERALL:

A school's overall score represents its combined performance on the Achievement, Progress, Climate, and College & Career (for high schools only) domains.



*Insufficient Data

Achievement:

The Achievement domain measures performance on standardized assessments, including PSSA, Keystone Exams, ACCESS for ELLs, and reading assessments.



*Insufficient Data

Progress:

The Progress domain measures growth on standardized assessments and progress towards graduation (for high schools only).



*Insufficient Data

Climate: 38% Watch

The Climate domain measures school climate and student and parent/guardian engagement.



88th
out of 140

5th
out of 21

Mastery Charter School at Cleveland

School Code: X20
 Sector: Charter
 Address: 3701 N. 19th St., 19140
 Phone/Fax: 215-227-5042 / N/A
 Website: www.masterycharter.org/schools/elementary-schools/grover-cleveland-elementary

Report Type: K8 School (K-8)
 Peer Group: 4
 Enrollment: 758
 Admissions Category: Neighborhood
 Turnaround Model: Renaissance Charter

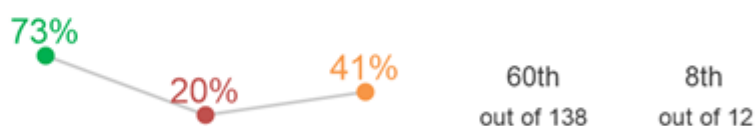
Performance Tiers

■ **INTERVENE (0-24%)**
■ **WATCH (25-49%)**
■ **REINFORCE (50-74%)**
■ **MODEL (75-100%)**

2013-2014 2014-2015 2015-2016 CITY RANK PEER RANK

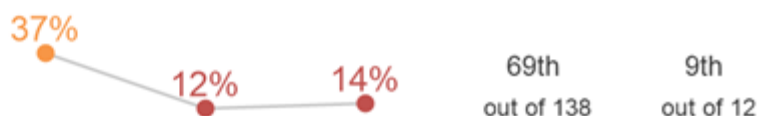
OVERALL: 41% WATCH

A school's overall score represents its combined performance on the Achievement, Progress, Climate, and College & Career (for high schools only) domains.



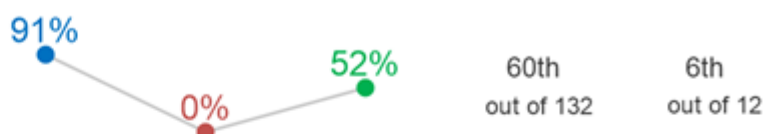
Achievement: 14% Intervene

The Achievement domain measures performance on standardized assessments, including PSSA, Keystone Exams, ACCESS for ELLs, and reading assessments.



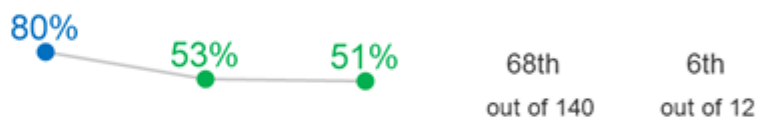
Progress: 52% Reinforce

The Progress domain measures growth on standardized assessments and progress towards graduation (for high schools only).



Climate: 51% Reinforce

The Climate domain measures school climate and student and parent/guardian engagement.



Universal Charter School at Creighton

School Code: X21

Sector: Charter

Address: 5401 Tabor Ave., 19120

Phone/Fax: 215-537-2531 / N/A

Website: www.universalcompanies.org/education/creighton-charter-school

Report Type: K8 School (K-8)

Peer Group: 7

Enrollment: 776

Admissions Category: Neighborhood

Turnaround Model: Renaissance Charter

Performance Tiers

INTERVENE (0-24%)

WATCH (25-49%)

REINFORCE (50-74%)

MODEL (75-100%)

2013-2014 2014-2015 2015-2016 CITY RANK PEER RANK

OVERALL: 52% REINFORCE

A school's overall score represents its combined performance on the Achievement, Progress, Climate, and College & Career (for high schools only) domains.



36th
out of 138

4th
out of 13

Achievement: 23% Intervene

The Achievement domain measures performance on standardized assessments, including PSSA, Keystone Exams, ACCESS for ELLs, and reading assessments.



42nd
out of 138

2nd
out of 13

Progress: 69% Reinforce

The Progress domain measures growth on standardized assessments and progress towards graduation (for high schools only).



37th
out of 132

4th
out of 13

Climate: 60% Reinforce

The Climate domain measures school climate and student and parent/guardian engagement.



57th
out of 140

5th
out of 13

Philadelphia Charter School for the Arts and Sciences

School Code: X22
Sector: Charter
Address: 1197 Haworth St., 19124
Phone/Fax: 215-537-2520 / N/A
Website: stringtheoryschools.com

Report Type: K8 School (K-8)
Peer Group: 3
Enrollment: 998
Admissions Category: Neighborhood
Turnaround Model: Renaissance Charter

Performance Tiers

■ **INTERVENE (0-24%)** ■ **WATCH (25-49%)** ■ **REINFORCE (50-74%)** ■ **MODEL (75-100%)**

2013-2014 2014-2015 2015-2016 CITY RANK PEER RANK

OVERALL: 59% REINFORCE

A school's overall score represents its combined performance on the Achievement, Progress, Climate, and College & Career (for high schools only) domains.



Achievement: 8% Intervene

The Achievement domain measures performance on standardized assessments, including PSSA, Keystone Exams, ACCESS for ELLs, and reading assessments.



Progress: 88% Model

The Progress domain measures growth on standardized assessments and progress towards graduation (for high schools only).



Climate: 67% Reinforce

The Climate domain measures school climate and student and parent/guardian engagement.



Universal Charter School at Alcorn

School Code: X24

Sector: Charter

Address: 3200 Dickinson St., 19146

Phone/Fax: 215-952-6219 / N/A

Website: www.universalcompanies.org/education/alcorn-charter-elementary-school

Report Type: K8 School (K-8)

Peer Group: 2

Enrollment: 518

Admissions Category: Neighborhood

Turnaround Model: Renaissance Charter

Performance Tiers

■ INTERVENE (0-24%)

■ WATCH (25-49%)

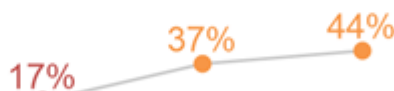
■ REINFORCE (50-74%)

■ MODEL (75-100%)

2013-2014 2014-2015 2015-2016 CITY RANK PEER RANK

OVERALL: 44% WATCH

A school's overall score represents its combined performance on the Achievement, Progress, Climate, and College & Career (for high schools only) domains.


54th
out of 138

3rd
out of 20

Achievement: 5% Intervene

The Achievement domain measures performance on standardized assessments, including PSSA, Keystone Exams, ACCESS for ELLs, and reading assessments.


110th
out of 138

10th
out of 20

Progress: 66% Reinforce

The Progress domain measures growth on standardized assessments and progress towards graduation (for high schools only).


46th
out of 132

7th
out of 19

Climate: 54% Reinforce

The Climate domain measures school climate and student and parent/guardian engagement.


65th
out of 140

3rd
out of 21

Young Scholars Charter School at Kenderton

School Code: X25
Sector: Charter
Address: 1500 W. Ontario St., 19140
Phone/Fax: 215-227-4412 / N/A
Website: www.phillyscholars.org/yskcs

Report Type: K8 School (K-8)
Peer Group: 1
Enrollment: 535
Admissions Category: Neighborhood
Turnaround Model: Renaissance Charter

Performance Tiers

■ **INTERVENE (0-24%)**
■ **WATCH (25-49%)**
■ **REINFORCE (50-74%)**
■ **MODEL (75-100%)**

2013-2014 2014-2015 2015-2016 CITY RANK PEER RANK

OVERALL: 18% INTERVENE

A school's overall score represents its combined performance on the Achievement, Progress, Climate, and College & Career (for high schools only) domains.



111th
out of 138

16th
out of 23

Achievement: 0% Intervene

The Achievement domain measures performance on standardized assessments, including PSSA, Keystone Exams, ACCESS for ELLs, and reading assessments.

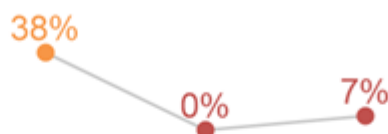


138th
out of 138

23rd
out of 23

Progress: 7% Intervene

The Progress domain measures growth on standardized assessments and progress towards graduation (for high schools only).

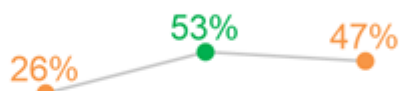


114th
out of 132

17th
out of 21

Climate: 47% Watch

The Climate domain measures school climate and student and parent/guardian engagement.



72nd
out of 140

2nd
out of 23

Mastery Charter School at Pastorius

School Code: X26
 Sector: Charter
 Address: 5650 Sprague St., 19138
 Phone/Fax: 215-951-5689 / N/A
 Website: www.masterycharter.org/schools/elementary-schools/francis-d-pastorius-elementary

Report Type: K8 School (K-8)
 Peer Group: 1
 Enrollment: 590
 Admissions Category: Neighborhood
 Turnaround Model: Renaissance Charter

Performance Tiers

■ **INTERVENE (0-24%)** ■ **WATCH (25-49%)** ■ **REINFORCE (50-74%)** ■ **MODEL (75-100%)**

2013-2014 2014-2015 2015-2016 CITY RANK PEER RANK

OVERALL: 46% WATCH

A school's overall score represents its combined performance on the Achievement, Progress, Climate, and College & Career (for high schools only) domains.



47th
out of 138

2nd
out of 23

Achievement: 10% Intervene

The Achievement domain measures performance on standardized assessments, including PSSA, Keystone Exams, ACCESS for ELLs, and reading assessments.



86th
out of 138

8th
out of 23

Progress: 84% Model

The Progress domain measures growth on standardized assessments and progress towards graduation (for high schools only).

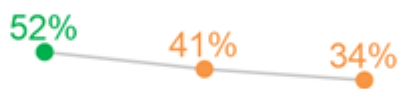


18th
out of 132

3rd
out of 21

Climate: 34% Watch

The Climate domain measures school climate and student and parent/guardian engagement.



92nd
out of 140

6th
out of 23