

William T. Tilden School

School Code: 113
Sector: District
Address: 6601 Elmwood Ave., 19142
Phone/Fax: 215-492-6454 / 215-492-6128
Website: www.philasd.org/schools/tilden

Report Type: Middle School (5-8)
Peer Group: 1
Enrollment: 461
Admissions Category: Neighborhood
Turnaround Model: N/A

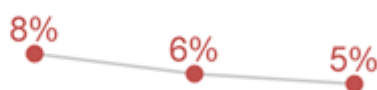
Performance Tiers

■ **INTERVENE (0-24%)**
■ **WATCH (25-49%)**
■ **REINFORCE (50-74%)**
■ **MODEL (75-100%)**

2013-2014 2014-2015 2015-2016 CITY RANK PEER RANK

OVERALL: 5% INTERVENE

A school's overall score represents its combined performance on the Achievement, Progress, Climate, and College & Career (for high schools only) domains.



37th
out of 37

14th
out of 14

Achievement: 3% Intervene

The Achievement domain measures performance on standardized assessments, including PSSA, Keystone Exams, ACCESS for ELLs, and reading assessments.



24th
out of 37

9th
out of 14

Progress: 6% Intervene

The Progress domain measures growth on standardized assessments and progress towards graduation (for high schools only).

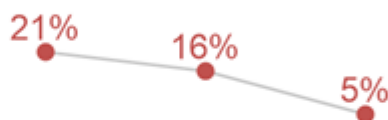


27th
out of 34

10th
out of 12

Climate: 5% Intervene

The Climate domain measures school climate and student and parent/guardian engagement.



35th
out of 36

14th
out of 14

Middle Years Alternative School

School Code: 158
Sector: District
Address: 4725 Fairmount Ave., 19139
Phone/Fax: 215-581-5633 / 215-581-5668
Website: www.philasd.org/schools/mya

Report Type: Middle School (5-8)
Peer Group: 1
Enrollment: 239
Admissions Category: Citywide
Turnaround Model: N/A

Performance Tiers

■ **INTERVENE (0-24%)** ■ **WATCH (25-49%)** ■ **REINFORCE (50-74%)** ■ **MODEL (75-100%)**

2013-2014 2014-2015 2015-2016 CITY RANK PEER RANK

OVERALL: 32% WATCH

A school's overall score represents its combined performance on the Achievement, Progress, Climate, and College & Career (for high schools only) domains.

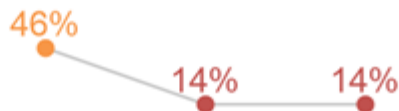


14th
out of 37

4th
out of 14

Achievement: 14% Intervene

The Achievement domain measures performance on standardized assessments, including PSSA, Keystone Exams, ACCESS for ELLs, and reading assessments.



13th
out of 37

5th
out of 14

Progress: 28% Watch

The Progress domain measures growth on standardized assessments and progress towards graduation (for high schools only).



19th
out of 34

4th
out of 12

Climate: 53% Reinforce

The Climate domain measures school climate and student and parent/guardian engagement.



16th
out of 36

3rd
out of 14

2015-2016 School Progress Report

Julia R. Masterman School

School Code: 214
Sector: District
Address: 1699 Spring Garden St., 19130
Phone/Fax: 215-299-4661 / 215-299-3425
Website: www.philasd.org/schools/masterman

Report Type: Middle School (5-8)
Peer Group: 3
Enrollment: 751
Admissions Category: Special Admit
Turnaround Model: N/A

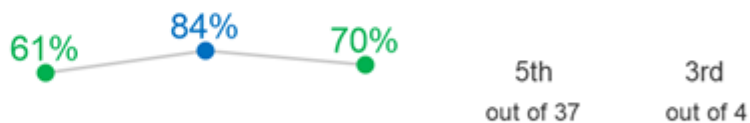
Performance Tiers

■ **INTERVENE (0-24%)** ■ **WATCH (25-49%)** ■ **REINFORCE (50-74%)** ■ **MODEL (75-100%)**

2013-2014 2014-2015 2015-2016 CITY RANK PEER RANK

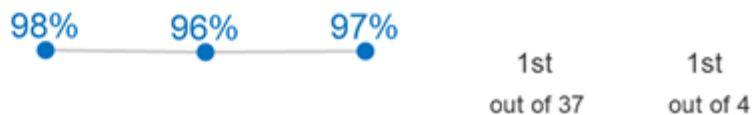
OVERALL: 70% REINFORCE

A school's overall score represents its combined performance on the Achievement, Progress, Climate, and College & Career (for high schools only) domains.



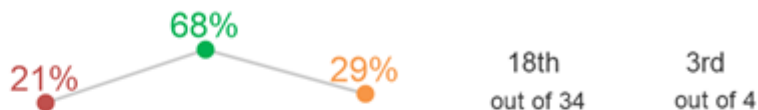
Achievement: 97% Model

The Achievement domain measures performance on standardized assessments, including PSSA, Keystone Exams, ACCESS for ELLs, and reading assessments.



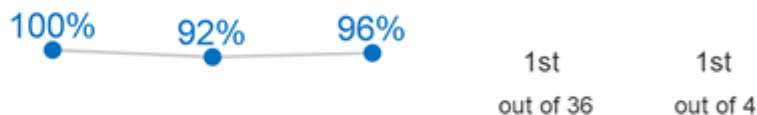
Progress: 29% Watch

The Progress domain measures growth on standardized assessments and progress towards graduation (for high schools only).



Climate: 96% Model

The Climate domain measures school climate and student and parent/guardian engagement.



Girard Academic Music Program

School Code: 241
Sector: District
Address: 2136 W. Ritner St., 19145
Phone/Fax: 215-952-8589 / 215-952-6544
Website: www.philasd.org/schools/gamp

Report Type: Middle School (5-8)
Peer Group: 3
Enrollment: 292
Admissions Category: Special Admit
Turnaround Model: N/A

Performance Tiers

■ **INTERVENE (0-24%)**
■ **WATCH (25-49%)**
■ **REINFORCE (50-74%)**
■ **MODEL (75-100%)**

2013-2014 2014-2015 2015-2016 CITY RANK PEER RANK

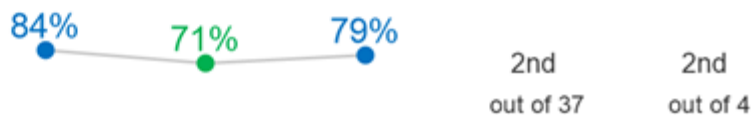
OVERALL: 87% MODEL

A school's overall score represents its combined performance on the Achievement, Progress, Climate, and College & Career (for high schools only) domains.



Achievement: 79% Model

The Achievement domain measures performance on standardized assessments, including PSSA, Keystone Exams, ACCESS for ELLs, and reading assessments.



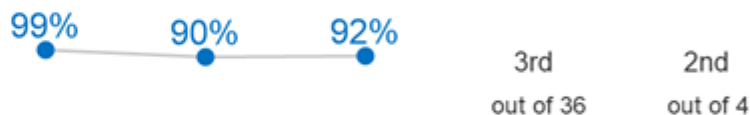
Progress: 90% Model

The Progress domain measures growth on standardized assessments and progress towards graduation (for high schools only).



Climate: 92% Model

The Climate domain measures school climate and student and parent/guardian engagement.



High School of Engineering and Science

School Code: 403
Sector: District
Address: 1600 W. Norris St., 19121
Phone/Fax: 215-684-5079 / 215-684-5151
Website: www.carver.phila.k12.pa.us

Report Type: Middle School (7-8)
Peer Group: 2
Enrollment: 114
Admissions Category: Special Admit
Turnaround Model: N/A

Performance Tiers

■ **INTERVENE (0-24%)** ■ **WATCH (25-49%)** ■ **REINFORCE (50-74%)** ■ **MODEL (75-100%)**

2013-2014 2014-2015 2015-2016 CITY RANK PEER RANK

OVERALL: 74% REINFORCE

A school's overall score represents its combined performance on the Achievement, Progress, Climate, and College & Career (for high schools only) domains.

74%

3rd
out of 37

1st
out of 19

Achievement: 53% Reinforce

The Achievement domain measures performance on standardized assessments, including PSSA, Keystone Exams, ACCESS for ELLs, and reading assessments.

53%

5th
out of 37

2nd
out of 19

Progress: 73% Reinforce

The Progress domain measures growth on standardized assessments and progress towards graduation (for high schools only).

73%

7th
out of 34

4th
out of 19

Climate: 95% Model

The Climate domain measures school climate and student and parent/guardian engagement.

95%

2nd
out of 36

1st
out of 18

2015-2016 School Progress Report

Dimner Beeber School

School Code: 410
Sector: District
Address: 5925 Malvern Ave., 19131
Phone/Fax: 215-581-5513 / 215-581-5694
Website: www.philasd.org/schools/beeber

Report Type: Middle School (7-8)
Peer Group: 2
Enrollment: 190
Admissions Category: Neighborhood
Turnaround Model: N/A

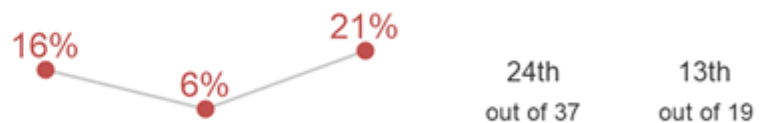
Performance Tiers

■ **INTERVENE (0-24%)** ■ **WATCH (25-49%)** ■ **REINFORCE (50-74%)** ■ **MODEL (75-100%)**

2013-2014 2014-2015 2015-2016 CITY RANK PEER RANK

OVERALL: 21% INTERVENE

A school's overall score represents its combined performance on the Achievement, Progress, Climate, and College & Career (for high schools only) domains.



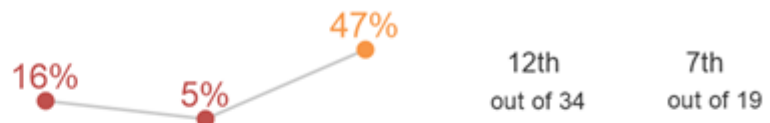
Achievement: 0% Intervene

The Achievement domain measures performance on standardized assessments, including PSSA, Keystone Exams, ACCESS for ELLs, and reading assessments.



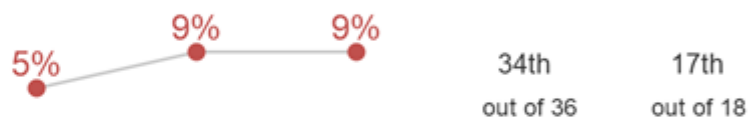
Progress: 47% Watch

The Progress domain measures growth on standardized assessments and progress towards graduation (for high schools only).



Climate: 9% Intervene

The Climate domain measures school climate and student and parent/guardian engagement.



Penn Treaty High School

School Code: 516
 Sector: District
 Address: 600 E. Thompson St., 19125
 Phone/Fax: 215-291-4715 / 215-291-5172
 Website: www.philasd.org/schools/penn treaty

Report Type: Middle School (6-8)
 Peer Group: 1
 Enrollment: 197
 Admissions Category: Neighborhood
 Turnaround Model: N/A

Performance Tiers

■ **INTERVENE (0-24%)**
■ **WATCH (25-49%)**
■ **REINFORCE (50-74%)**
■ **MODEL (75-100%)**

2013-2014 2014-2015 2015-2016 CITY RANK PEER RANK

OVERALL: 11% INTERVENE

A school's overall score represents its combined performance on the Achievement, Progress, Climate, and College & Career (for high schools only) domains.

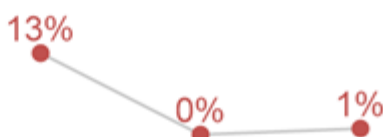


31st
out of 37

11th
out of 14

Achievement: 1% Intervene

The Achievement domain measures performance on standardized assessments, including PSSA, Keystone Exams, ACCESS for ELLs, and reading assessments.

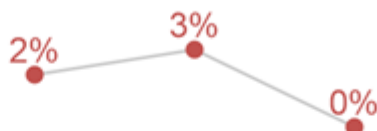


30th
out of 37

11th
out of 14

Progress: 0% Intervene

The Progress domain measures growth on standardized assessments and progress towards graduation (for high schools only).



34th
out of 34

12th
out of 12

Climate: 33% Watch

The Climate domain measures school climate and student and parent/guardian engagement.



25th
out of 36

9th
out of 14

2015-2016 School Progress Report

Russell H. Conwell School

School Code: 523
Sector: District
Address: 1849 E. Clearfield St., 19134
Phone/Fax: 215-291-4722 / 215-291-5019
Website: www.philasd.org/schools/conwell

Report Type: Middle School (5-8)
Peer Group: 1
Enrollment: 489
Admissions Category: Special Admit
Turnaround Model: N/A

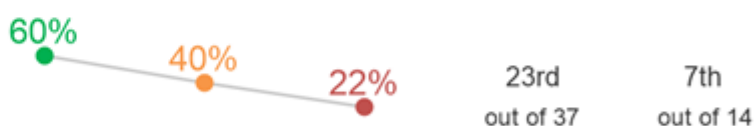
Performance Tiers

■ **INTERVENE (0-24%)** ■ **WATCH (25-49%)** ■ **REINFORCE (50-74%)** ■ **MODEL (75-100%)**

2013-2014 2014-2015 2015-2016 CITY RANK PEER RANK

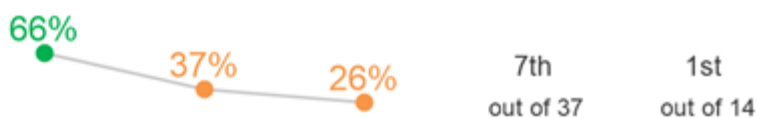
OVERALL: 22% INTERVENE

A school's overall score represents its combined performance on the Achievement, Progress, Climate, and College & Career (for high schools only) domains.



Achievement: 26% Watch

The Achievement domain measures performance on standardized assessments, including PSSA, Keystone Exams, ACCESS for ELLs, and reading assessments.



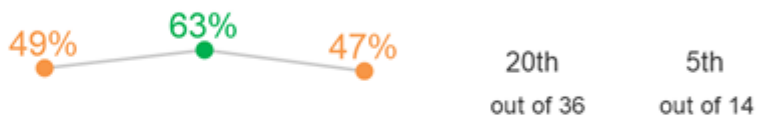
Progress: 0% Intervene

The Progress domain measures growth on standardized assessments and progress towards graduation (for high schools only).



Climate: 47% Watch

The Climate domain measures school climate and student and parent/guardian engagement.



Alternative Middle Years at James Martin

School Code: 543
Sector: District
Address: 3380 Richmond St., 19134
Phone/Fax: 215-291-4172 / 215-291-5180
Website: www.philasd.org/schools/martin

Report Type: Middle School (6-8)
Peer Group: 1
Enrollment: 409
Admissions Category: Citywide
Turnaround Model: N/A

Performance Tiers

■ **INTERVENE (0-24%)**
■ **WATCH (25-49%)**
■ **REINFORCE (50-74%)**
■ **MODEL (75-100%)**

2013-2014 2014-2015 2015-2016 CITY RANK PEER RANK

OVERALL: 50% REINFORCE

A school's overall score represents its combined performance on the Achievement, Progress, Climate, and College & Career (for high schools only) domains.



9th
out of 37

1st
out of 14

Achievement: 19% Intervene

The Achievement domain measures performance on standardized assessments, including PSSA, Keystone Exams, ACCESS for ELLs, and reading assessments.



10th
out of 37

2nd
out of 14

Progress: 68% Reinforce

The Progress domain measures growth on standardized assessments and progress towards graduation (for high schools only).



8th
out of 34

2nd
out of 12

Climate: 57% Reinforce

The Climate domain measures school climate and student and parent/guardian engagement.



15th
out of 36

2nd
out of 14

2015-2016 School Progress Report

Morris E. Leeds School

School Code: 610
Sector: District
Address: Closed, Closed
Phone/Fax: Closed / Closed
Website: Closed

Report Type: Middle School (6-8)
Peer Group: 2
Enrollment: 206
Admissions Category: Neighborhood
Turnaround Model: N/A

Performance Tiers

■ **INTERVENE (0-24%)** ■ **WATCH (25-49%)** ■ **REINFORCE (50-74%)** ■ **MODEL (75-100%)**

2013-2014 2014-2015 2015-2016 CITY RANK PEER RANK

OVERALL: 8% INTERVENE

A school's overall score represents its combined performance on the Achievement, Progress, Climate, and College & Career (for high schools only) domains.

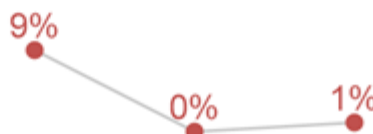


34th
out of 37

18th
out of 19

Achievement: 1% Intervene

The Achievement domain measures performance on standardized assessments, including PSSA, Keystone Exams, ACCESS for ELLs, and reading assessments.



29th
out of 37

15th
out of 19

Progress: 1% Intervene

The Progress domain measures growth on standardized assessments and progress towards graduation (for high schools only).

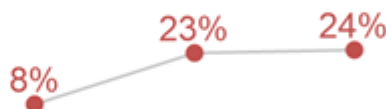


32nd
out of 34

17th
out of 19

Climate: 24% Intervene

The Climate domain measures school climate and student and parent/guardian engagement.



29th
out of 36

15th
out of 18

Hill-Freedman World Academy

School Code: 646
Sector: District
Address: 1100 E. Mt. Pleasant Ave., 19150
Phone/Fax: 215-400-3530 / 215-400-3531
Website: www.philasd.org/schools/hill-freedman

Report Type: Middle School (6-8)
Peer Group: 2
Enrollment: 212
Admissions Category: Special Admit
Turnaround Model: N/A

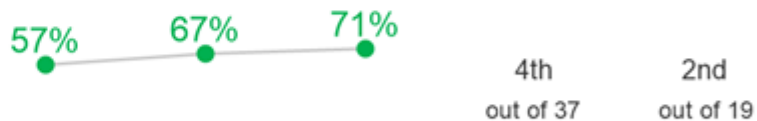
Performance Tiers

■ **INTERVENE (0-24%)**
■ **WATCH (25-49%)**
■ **REINFORCE (50-74%)**
■ **MODEL (75-100%)**

2013-2014 2014-2015 2015-2016 CITY RANK PEER RANK

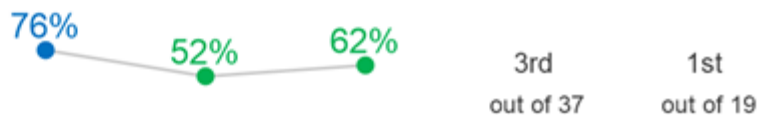
OVERALL: 71% REINFORCE

A school's overall score represents its combined performance on the Achievement, Progress, Climate, and College & Career (for high schools only) domains.



Achievement: 62% Reinforce

The Achievement domain measures performance on standardized assessments, including PSSA, Keystone Exams, ACCESS for ELLs, and reading assessments.



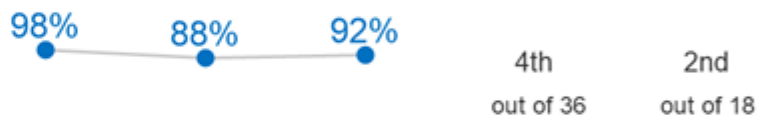
Progress: 61% Reinforce

The Progress domain measures growth on standardized assessments and progress towards graduation (for high schools only).



Climate: 92% Model

The Climate domain measures school climate and student and parent/guardian engagement.



Academy for the Middle Years at Northwest

School Code: 648
Sector: District
Address: 6000 Ridge Ave., 19128
Phone/Fax: 215-487-7600 / 215-487-7505
Website: www.philasd.org/schools/amynw

Report Type: Middle School (6-8)
Peer Group: 2
Enrollment: 261
Admissions Category: Special Admit
Turnaround Model: N/A

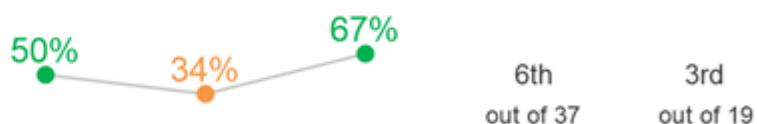
Performance Tiers

■ **INTERVENE (0-24%)**
■ **WATCH (25-49%)**
■ **REINFORCE (50-74%)**
■ **MODEL (75-100%)**

2013-2014 2014-2015 2015-2016 CITY RANK PEER RANK

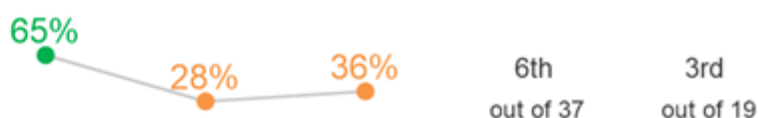
OVERALL: 67% REINFORCE

A school's overall score represents its combined performance on the Achievement, Progress, Climate, and College & Career (for high schools only) domains.



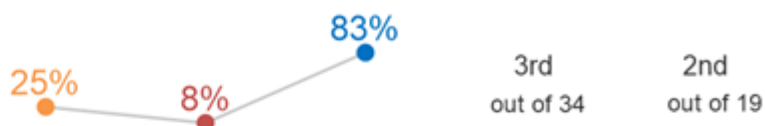
Achievement: 36% Watch

The Achievement domain measures performance on standardized assessments, including PSSA, Keystone Exams, ACCESS for ELLs, and reading assessments.



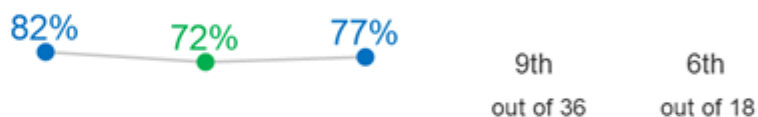
Progress: 83% Model

The Progress domain measures growth on standardized assessments and progress towards graduation (for high schools only).



Climate: 77% Model

The Climate domain measures school climate and student and parent/guardian engagement.



Warren G. Harding School

School Code: 711
 Sector: District
 Address: 2000 Wakeling St., 19124
 Phone/Fax: 215-537-2528 / 215-537-2850
 Website: www.philasd.org/schools/harding

Report Type: Middle School (6-8)
 Peer Group: 1
 Enrollment: 775
 Admissions Category: Neighborhood
 Turnaround Model: N/A

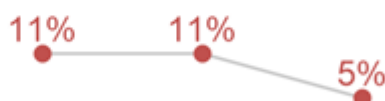
Performance Tiers

■ **INTERVENE (0-24%)**
■ **WATCH (25-49%)**
■ **REINFORCE (50-74%)**
■ **MODEL (75-100%)**

2013-2014 2014-2015 2015-2016 CITY RANK PEER RANK

OVERALL: 5% INTERVENE

A school's overall score represents its combined performance on the Achievement, Progress, Climate, and College & Career (for high schools only) domains.

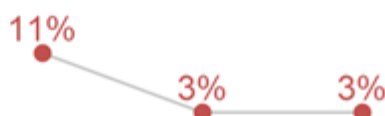


36th
out of 37

13th
out of 14

Achievement: 3% Intervene

The Achievement domain measures performance on standardized assessments, including PSSA, Keystone Exams, ACCESS for ELLs, and reading assessments.

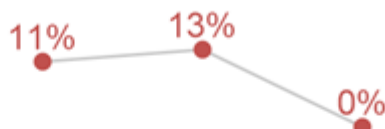


23rd
out of 37

8th
out of 14

Progress: 0% Intervene

The Progress domain measures growth on standardized assessments and progress towards graduation (for high schools only).



34th
out of 34

12th
out of 12

Climate: 13% Intervene

The Climate domain measures school climate and student and parent/guardian engagement.



32nd
out of 36

13th
out of 14

General Louis Wagner School

School Code: 713
Sector: District
Address: 1701 Chelton Ave., 19126
Phone/Fax: 215-276-5252 / 215-276-5849
Website: www.philasd.org/schools/wagner

Report Type: Middle School (6-8)
Peer Group: 2
Enrollment: 494
Admissions Category: Neighborhood
Turnaround Model: N/A

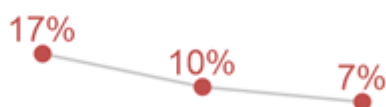
Performance Tiers

■ **INTERVENE (0-24%)**
■ **WATCH (25-49%)**
■ **REINFORCE (50-74%)**
■ **MODEL (75-100%)**

2013-2014 2014-2015 2015-2016 CITY RANK PEER RANK

OVERALL: 7% INTERVENE

A school's overall score represents its combined performance on the Achievement, Progress, Climate, and College & Career (for high schools only) domains.

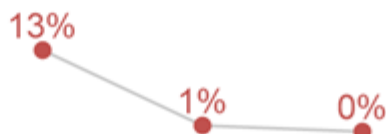


35th
out of 37

19th
out of 19

Achievement: 0% Intervene

The Achievement domain measures performance on standardized assessments, including PSSA, Keystone Exams, ACCESS for ELLs, and reading assessments.

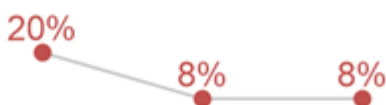


34th
out of 37

17th
out of 19

Progress: 8% Intervene

The Progress domain measures growth on standardized assessments and progress towards graduation (for high schools only).

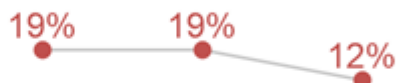


25th
out of 34

14th
out of 19

Climate: 12% Intervene

The Climate domain measures school climate and student and parent/guardian engagement.



33rd
out of 36

16th
out of 18

Grover Washington, Jr. School

School Code: 737
Sector: District
Address: 201 E. Olney Ave., 19120
Phone/Fax: 215-456-0422 / 215-456-2181
Website: www.philasd.org/schools/grover

Report Type: Middle School (5-8)
Peer Group: 1
Enrollment: 560
Admissions Category: Neighborhood
Turnaround Model: N/A

Performance Tiers

■ **INTERVENE (0-24%)** ■ **WATCH (25-49%)** ■ **REINFORCE (50-74%)** ■ **MODEL (75-100%)**

2013-2014 2014-2015 2015-2016 CITY RANK PEER RANK

OVERALL: 42% WATCH

A school's overall score represents its combined performance on the Achievement, Progress, Climate, and College & Career (for high schools only) domains.



11th
out of 37

2nd
out of 14

Achievement: 15% Intervene

The Achievement domain measures performance on standardized assessments, including PSSA, Keystone Exams, ACCESS for ELLs, and reading assessments.



12th
out of 37

4th
out of 14

Progress: 63% Reinforce

The Progress domain measures growth on standardized assessments and progress towards graduation (for high schools only).



9th
out of 34

3rd
out of 12

Climate: 44% Watch

The Climate domain measures school climate and student and parent/guardian engagement.



21st
out of 36

6th
out of 14

Feltonville School of Arts and Sciences

School Code: 750
Sector: District
Address: 210 E. Courtland St., 19120
Phone/Fax: 215-456-5603 / 215-456-5614
Website: www.philasd.org/schools/feltonville-arts-and-sciences

Report Type: Middle School (6-8)
Peer Group: 1
Enrollment: 518
Admissions Category: Neighborhood
Turnaround Model: N/A

Performance Tiers

■ **INTERVENE (0-24%)**
■ **WATCH (25-49%)**
■ **REINFORCE (50-74%)**
■ **MODEL (75-100%)**

2013-2014 2014-2015 2015-2016 CITY RANK PEER RANK

OVERALL: 13% INTERVENE

A school's overall score represents its combined performance on the Achievement, Progress, Climate, and College & Career (for high schools only) domains.

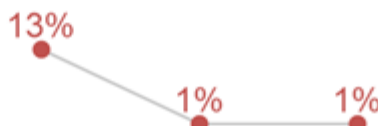


28th
out of 37

10th
out of 14

Achievement: 1% Intervene

The Achievement domain measures performance on standardized assessments, including PSSA, Keystone Exams, ACCESS for ELLs, and reading assessments.



28th
out of 37

10th
out of 14

Progress: 7% Intervene

The Progress domain measures growth on standardized assessments and progress towards graduation (for high schools only).



26th
out of 34

9th
out of 12

Climate: 32% Watch

The Climate domain measures school climate and student and parent/guardian engagement.



28th
out of 36

10th
out of 14

Roberto Clemente School

School Code: 773
 Sector: District
 Address: 122 W. Erie Ave., 19140
 Phone/Fax: 215-291-5400 / 215-291-5421
 Website: www.philasd.org/schools/clemente

Report Type: Middle School (6-8)
 Peer Group: 1
 Enrollment: 448
 Admissions Category: Neighborhood
 Turnaround Model: Promise Academy

Performance Tiers

■ **INTERVENE (0-24%)**
■ **WATCH (25-49%)**
■ **REINFORCE (50-74%)**
■ **MODEL (75-100%)**

2013-2014 2014-2015 2015-2016 CITY RANK PEER RANK

OVERALL: 9% INTERVENE

A school's overall score represents its combined performance on the Achievement, Progress, Climate, and College & Career (for high schools only) domains.

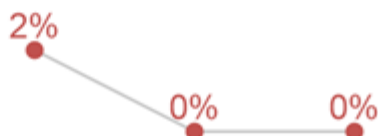


33rd
out of 37

12th
out of 14

Achievement: 0% Intervene

The Achievement domain measures performance on standardized assessments, including PSSA, Keystone Exams, ACCESS for ELLs, and reading assessments.



37th
out of 37

14th
out of 14

Progress: 10% Intervene

The Progress domain measures growth on standardized assessments and progress towards graduation (for high schools only).



24th
out of 34

8th
out of 12

Climate: 16% Intervene

The Climate domain measures school climate and student and parent/guardian engagement.



31st
out of 36

12th
out of 14

Woodrow Wilson School

School Code: 812
Sector: District
Address: 1800 Cottman Ave., 19111
Phone/Fax: 215-728-5015 / 215-728-5051
Website: www.philasd.org/schools/wilson

Report Type: Middle School (6-8)
Peer Group: 1
Enrollment: 1,187
Admissions Category: Neighborhood
Turnaround Model: N/A

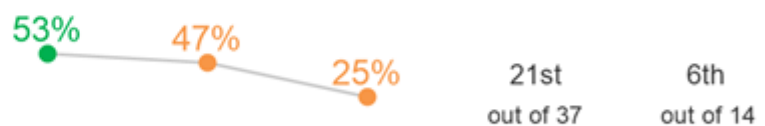
Performance Tiers

■ **INTERVENE (0-24%)**
■ **WATCH (25-49%)**
■ **REINFORCE (50-74%)**
■ **MODEL (75-100%)**

2013-2014 2014-2015 2015-2016 CITY RANK PEER RANK

OVERALL: 25% WATCH

A school's overall score represents its combined performance on the Achievement, Progress, Climate, and College & Career (for high schools only) domains.



Achievement: 19% Intervene

The Achievement domain measures performance on standardized assessments, including PSSA, Keystone Exams, ACCESS for ELLs, and reading assessments.



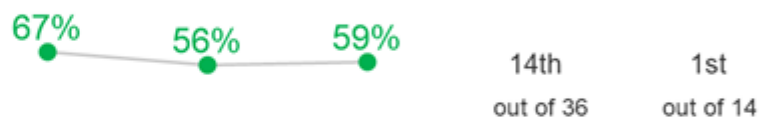
Progress: 2% Intervene

The Progress domain measures growth on standardized assessments and progress towards graduation (for high schools only).



Climate: 59% Reinforce

The Climate domain measures school climate and student and parent/guardian engagement.



Austin Meehan School

School Code: 814
Sector: District
Address: 3001 Ryan Ave., 19152
Phone/Fax: 215-335-5654 / 215-335-5992
Website: www.philasd.org/schools/meehan

Report Type: Middle School (7-8)
Peer Group: 1
Enrollment: 536
Admissions Category: Neighborhood
Turnaround Model: N/A

Performance Tiers

■ **INTERVENE (0-24%)**
■ **WATCH (25-49%)**
■ **REINFORCE (50-74%)**
■ **MODEL (75-100%)**

2013-2014 2014-2015 2015-2016 CITY RANK PEER RANK

OVERALL: 29% WATCH

A school's overall score represents its combined performance on the Achievement, Progress, Climate, and College & Career (for high schools only) domains.

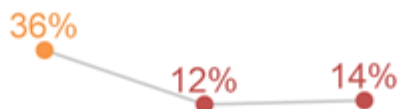


18th
out of 37

5th
out of 14

Achievement: 14% Intervene

The Achievement domain measures performance on standardized assessments, including PSSA, Keystone Exams, ACCESS for ELLs, and reading assessments.



14th
out of 37

6th
out of 14

Progress: 22% Intervene

The Progress domain measures growth on standardized assessments and progress towards graduation (for high schools only).



20th
out of 34

5th
out of 12

Climate: 53% Reinforce

The Climate domain measures school climate and student and parent/guardian engagement.



17th
out of 36

4th
out of 14

2015-2016 School Progress Report

Baldi School

School Code: 816
Sector: District
Address: 8801 Verree Rd., 19115
Phone/Fax: 215-961-2003 / 215-961-2116
Website: www.philasd.org/schools/baldi

Report Type: Middle School (6-8)
Peer Group: 3
Enrollment: 1,293
Admissions Category: Neighborhood
Turnaround Model: N/A

Performance Tiers

■ **INTERVENE (0-24%)** ■ **WATCH (25-49%)** ■ **REINFORCE (50-74%)** ■ **MODEL (75-100%)**

2013-2014 2014-2015 2015-2016 CITY RANK PEER RANK

OVERALL: 74% REINFORCE

A school's overall score represents its combined performance on the Achievement, Progress, Climate, and College & Career (for high schools only) domains.



2nd
out of 37

2nd
out of 4

Achievement: 54% Reinforce

The Achievement domain measures performance on standardized assessments, including PSSA, Keystone Exams, ACCESS for ELLs, and reading assessments.



4th
out of 37

3rd
out of 4

Progress: 83% Model

The Progress domain measures growth on standardized assessments and progress towards graduation (for high schools only).



4th
out of 34

2nd
out of 4

Climate: 83% Model

The Climate domain measures school climate and student and parent/guardian engagement.



6th
out of 36

3rd
out of 4

2015-2016 School Progress Report

General J. Harry LaBrum School

School Code: 832
Sector: District
Address: 10800 Hawley Rd., 19154
Phone/Fax: 215-281-2607 / 215-281-5800
Website: www.philasd.org/schools/labrum

Report Type: Middle School (6-8)
Peer Group: 3
Enrollment: 228
Admissions Category: Neighborhood
Turnaround Model: N/A

Performance Tiers

■ **INTERVENE (0-24%)** ■ **WATCH (25-49%)** ■ **REINFORCE (50-74%)** ■ **MODEL (75-100%)**

2013-2014 2014-2015 2015-2016 CITY RANK PEER RANK

OVERALL: 30% WATCH

A school's overall score represents its combined performance on the Achievement, Progress, Climate, and College & Career (for high schools only) domains.



15th
out of 37

4th
out of 4

Achievement: 25% Watch

The Achievement domain measures performance on standardized assessments, including PSSA, Keystone Exams, ACCESS for ELLs, and reading assessments.

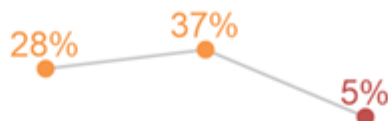


8th
out of 37

4th
out of 4

Progress: 5% Intervene

The Progress domain measures growth on standardized assessments and progress towards graduation (for high schools only).



28th
out of 34

4th
out of 4

Climate: 67% Reinforce

The Climate domain measures school climate and student and parent/guardian engagement.



12th
out of 36

4th
out of 4

World Communications Charter School

School Code: W03
Sector: Charter
Address: 512 S. Broad St., 19146
Phone/Fax: 215-735-3198 / 215-735-3824
Website: www.worldcomcs.org

Report Type: Middle School (6-8)
Peer Group: 2
Enrollment: 166
Admissions Category: Citywide
Turnaround Model: N/A

Performance Tiers

■ **INTERVENE (0-24%)**
■ **WATCH (25-49%)**
■ **REINFORCE (50-74%)**
■ **MODEL (75-100%)**

2013-2014 2014-2015 2015-2016 CITY RANK PEER RANK

OVERALL: 23% INTERVENE

A school's overall score represents its combined performance on the Achievement, Progress, Climate, and College & Career (for high schools only) domains.

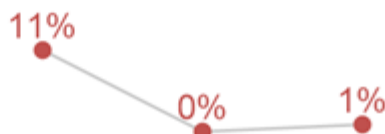


22nd
out of 37

12th
out of 19

Achievement: 1% Intervene

The Achievement domain measures performance on standardized assessments, including PSSA, Keystone Exams, ACCESS for ELLs, and reading assessments.

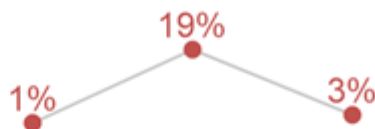


27th
out of 37

14th
out of 19

Progress: 3% Intervene

The Progress domain measures growth on standardized assessments and progress towards graduation (for high schools only).



30th
out of 34

16th
out of 19

Climate: 67% Reinforce

The Climate domain measures school climate and student and parent/guardian engagement.



13th
out of 36

9th
out of 18

Freire Charter School

School Code: W18
Sector: Charter
Address: 2027 Chestnut St., 19103
Phone/Fax: 215-557-8555 / 215-557-9051
Website: www.freirecharterschool.org

Report Type: Middle School (5-8)
Peer Group: 2
Enrollment: 492
Admissions Category: Citywide
Turnaround Model: N/A

Performance Tiers

■ **INTERVENE (0-24%)**
■ **WATCH (25-49%)**
■ **REINFORCE (50-74%)**
■ **MODEL (75-100%)**

2013-2014 2014-2015 2015-2016 CITY RANK PEER RANK

OVERALL: 42% WATCH

A school's overall score represents its combined performance on the Achievement, Progress, Climate, and College & Career (for high schools only) domains.



12th
out of 37

7th
out of 19

Achievement: 9% Intervene

The Achievement domain measures performance on standardized assessments, including PSSA, Keystone Exams, ACCESS for ELLs, and reading assessments.



17th
out of 37

7th
out of 19

Progress: 41% Watch

The Progress domain measures growth on standardized assessments and progress towards graduation (for high schools only).

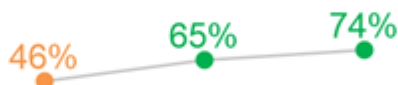


15th
out of 34

10th
out of 19

Climate: 74% Reinforce

The Climate domain measures school climate and student and parent/guardian engagement.



10th
out of 36

7th
out of 18

Young Scholars Charter School

School Code: W29
Sector: Charter
Address: 900 N. Marshall St., 19123
Phone/Fax: 215-232-9727 / 215-232-4542
Website: www.phillyscholars.org/yscs

Report Type: Middle School (6-8)
Peer Group: 2
Enrollment: 261
Admissions Category: Citywide
Turnaround Model: N/A

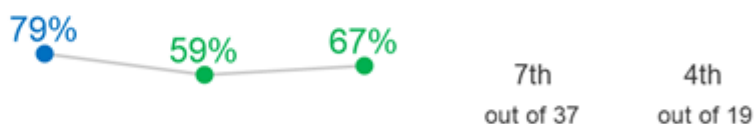
Performance Tiers

■ **INTERVENE (0-24%)**
■ **WATCH (25-49%)**
■ **REINFORCE (50-74%)**
■ **MODEL (75-100%)**

2013-2014 2014-2015 2015-2016 CITY RANK PEER RANK

OVERALL: 67% REINFORCE

A school's overall score represents its combined performance on the Achievement, Progress, Climate, and College & Career (for high schools only) domains.



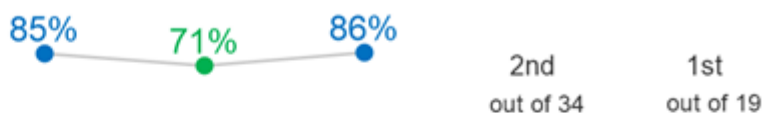
Achievement: 21% Intervene

The Achievement domain measures performance on standardized assessments, including PSSA, Keystone Exams, ACCESS for ELLs, and reading assessments.



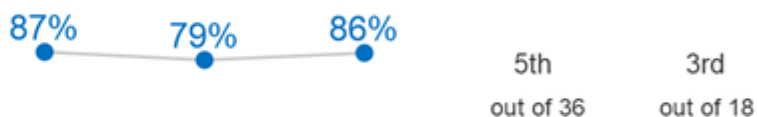
Progress: 86% Model

The Progress domain measures growth on standardized assessments and progress towards graduation (for high schools only).



Climate: 86% Model

The Climate domain measures school climate and student and parent/guardian engagement.



Esperanza Academy Charter School

School Code: W33
 Sector: Charter
 Address: 301 W. Hunting Park Ave., 19140
 Phone/Fax: 215-457-3667 / 215-457-4381
 Website: www.neacademy.net

Report Type: Middle School (6-8)
 Peer Group: 2
 Enrollment: 650
 Admissions Category: Citywide
 Turnaround Model: N/A

Performance Tiers

■ **INTERVENE (0-24%)**
■ **WATCH (25-49%)**
■ **REINFORCE (50-74%)**
■ **MODEL (75-100%)**

2013-2014 2014-2015 2015-2016 CITY RANK PEER RANK

OVERALL: 21% INTERVENE

A school's overall score represents its combined performance on the Achievement, Progress, Climate, and College & Career (for high schools only) domains.



Achievement: 3% Intervene

The Achievement domain measures performance on standardized assessments, including PSSA, Keystone Exams, ACCESS for ELLs, and reading assessments.



Progress: 11% Intervene

The Progress domain measures growth on standardized assessments and progress towards graduation (for high schools only).



Climate: 49% Watch

The Climate domain measures school climate and student and parent/guardian engagement.



Richard Allen Preparatory Charter School

School Code: W59
Sector: Charter
Address: 2601 S. 58th St., 19143
Phone/Fax: 215-878-1544 / 215-727-0711
Website: www.rapcs.org

Report Type: Middle School (5-8)
Peer Group: 2
Enrollment: 492
Admissions Category: Citywide
Turnaround Model: N/A

Performance Tiers

■ **INTERVENE (0-24%)** ■ **WATCH (25-49%)** ■ **REINFORCE (50-74%)** ■ **MODEL (75-100%)**

2013-2014 2014-2015 2015-2016 CITY RANK PEER RANK

OVERALL: 11% INTERVENE

A school's overall score represents its combined performance on the Achievement, Progress, Climate, and College & Career (for high schools only) domains.



Achievement: 1% Intervene

The Achievement domain measures performance on standardized assessments, including PSSA, Keystone Exams, ACCESS for ELLs, and reading assessments.



Progress: 1% Intervene

The Progress domain measures growth on standardized assessments and progress towards graduation (for high schools only).



Climate: 35% Watch

The Climate domain measures school climate and student and parent/guardian engagement.



Mastery Charter School at Lenfest Campus

School Code: W61
 Sector: Charter
 Address: 35 S. 4th St., 19106
 Phone/Fax: 215-922-1902 / 215-922-1903
 Website: www.masterycharter.org/schools/middle-and-high-schools/lenfest-campus

Report Type: Middle School (7-8)
 Peer Group: 2
 Enrollment: 223
 Admissions Category: Citywide With Criteria
 Turnaround Model: N/A

Performance Tiers

■ **INTERVENE (0-24%)**
■ **WATCH (25-49%)**
■ **REINFORCE (50-74%)**
■ **MODEL (75-100%)**

2013-2014 2014-2015 2015-2016 CITY RANK PEER RANK

OVERALL: 30% WATCH

A school's overall score represents its combined performance on the Achievement, Progress, Climate, and College & Career (for high schools only) domains.



16th
out of 37

8th
out of 19

Achievement: 9% Intervene

The Achievement domain measures performance on standardized assessments, including PSSA, Keystone Exams, ACCESS for ELLs, and reading assessments.

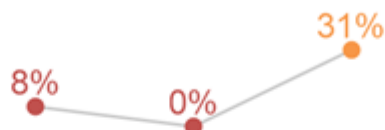


18th
out of 37

8th
out of 19

Progress: 31% Watch

The Progress domain measures growth on standardized assessments and progress towards graduation (for high schools only).



17th
out of 34

12th
out of 19

Climate: 48% Watch

The Climate domain measures school climate and student and parent/guardian engagement.



19th
out of 36

11th
out of 18

New Media Technology Charter School

School Code: W80
Sector: Charter
Address: Closed, Closed
Phone/Fax: Closed / Closed
Website: Closed

Report Type: Middle School (6-8)
Peer Group: 2
Enrollment: 170
Admissions Category: Citywide
Turnaround Model: N/A

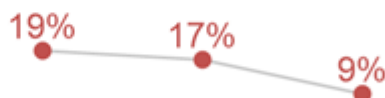
Performance Tiers

■ **INTERVENE (0-24%)**
■ **WATCH (25-49%)**
■ **REINFORCE (50-74%)**
■ **MODEL (75-100%)**

2013-2014 2014-2015 2015-2016 CITY RANK PEER RANK

OVERALL: 9% INTERVENE

A school's overall score represents its combined performance on the Achievement, Progress, Climate, and College & Career (for high schools only) domains.

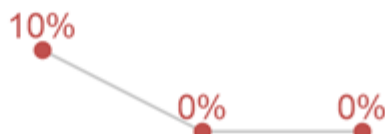


32nd
out of 37

17th
out of 19

Achievement: 0% Intervene

The Achievement domain measures performance on standardized assessments, including PSSA, Keystone Exams, ACCESS for ELLs, and reading assessments.

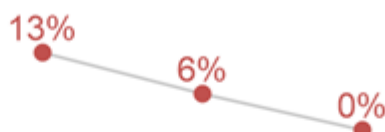


36th
out of 37

19th
out of 19

Progress: 0% Intervene

The Progress domain measures growth on standardized assessments and progress towards graduation (for high schools only).



34th
out of 34

19th
out of 19

Climate:

The Climate domain measures school climate and student and parent/guardian engagement.



*Insufficient Data

Mastery Charter School at Shoemaker Campus

School Code: W83
 Sector: Charter
 Address: 5301 Media St., 19131
 Phone/Fax: 267-296-7111 / 267-296-7112
 Website: www.masterycharter.org/schools/shoemaker-campus/about-shoemaker.html

Report Type: Middle School (7-8)
 Peer Group: 2
 Enrollment: 240
 Admissions Category: Citywide With Criteria
 Turnaround Model: N/A

Performance Tiers

■ **INTERVENE (0-24%)** ■ **WATCH (25-49%)** ■ **REINFORCE (50-74%)** ■ **MODEL (75-100%)**

2013-2014 2014-2015 2015-2016 CITY RANK PEER RANK

OVERALL: 49% WATCH

A school's overall score represents its combined performance on the Achievement, Progress, Climate, and College & Career (for high schools only) domains.



10th
out of 37

6th
out of 19

Achievement: 13% Intervene

The Achievement domain measures performance on standardized assessments, including PSSA, Keystone Exams, ACCESS for ELLs, and reading assessments.



15th
out of 37

5th
out of 19

Progress: 58% Reinforce

The Progress domain measures growth on standardized assessments and progress towards graduation (for high schools only).



11th
out of 34

6th
out of 19

Climate: 72% Reinforce

The Climate domain measures school climate and student and parent/guardian engagement.



11th
out of 36

8th
out of 18

Boys Latin of Philadelphia Charter School

School Code: W88
Sector: Charter
Address: 5501 Cedar Ave., 19143
Phone/Fax: 215-387-5149 / 215-387-5159
Website: www.boyslatin.org/pages/blmain

Report Type: Middle School (6-8)
Peer Group: 2
Enrollment: 373
Admissions Category: Citywide
Turnaround Model: N/A

Performance Tiers

■ **INTERVENE (0-24%)** ■ **WATCH (25-49%)** ■ **REINFORCE (50-74%)** ■ **MODEL (75-100%)**

2013-2014 2014-2015 2015-2016 CITY RANK PEER RANK

OVERALL: 59% REINFORCE

A school's overall score represents its combined performance on the Achievement, Progress, Climate, and College & Career (for high schools only) domains.



Achievement: 7% Intervene

The Achievement domain measures performance on standardized assessments, including PSSA, Keystone Exams, ACCESS for ELLs, and reading assessments.



Progress: 81% Model

The Progress domain measures growth on standardized assessments and progress towards graduation (for high schools only).



Climate: 83% Model

The Climate domain measures school climate and student and parent/guardian engagement.



Mastery Charter School at Pickett Campus

School Code: W93
Sector: Charter
Address: 5700 Wayne Ave., 19144
Phone/Fax: 215-866-9000 / 215-866-9001
Website: www.masterycharter.org/schools/pickett-campus

Report Type: Middle School (6-8)
Peer Group: 2
Enrollment: 430
Admissions Category: Citywide With Criteria
Turnaround Model: N/A

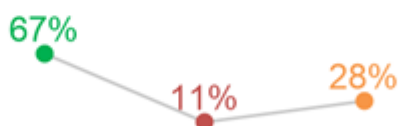
Performance Tiers

■ **INTERVENE (0-24%)** ■ **WATCH (25-49%)** ■ **REINFORCE (50-74%)** ■ **MODEL (75-100%)**

2013-2014 2014-2015 2015-2016 CITY RANK PEER RANK

OVERALL: 28% WATCH

A school's overall score represents its combined performance on the Achievement, Progress, Climate, and College & Career (for high schools only) domains.

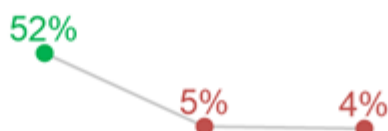


20th
out of 37

11th
out of 19

Achievement: 4% Intervene

The Achievement domain measures performance on standardized assessments, including PSSA, Keystone Exams, ACCESS for ELLs, and reading assessments.

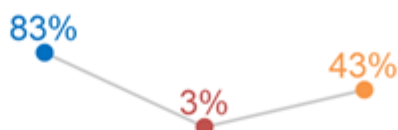


21st
out of 37

10th
out of 19

Progress: 43% Watch

The Progress domain measures growth on standardized assessments and progress towards graduation (for high schools only).



14th
out of 34

9th
out of 19

Climate: 32% Watch

The Climate domain measures school climate and student and parent/guardian engagement.



27th
out of 36

14th
out of 18

KIPP West Philadelphia Preparatory Charter School

School Code: W96
Sector: Charter
Address: 5900 Baltimore Ave. 2nd Floor, 19143
Phone/Fax: 215-294-2973 / 215-294-8707
Website: www.kippphiladelphia.org/schools/kwpp

Report Type: Middle School (5-8)
Peer Group: 2
Enrollment: 364
Admissions Category: Citywide With Criteria
Turnaround Model: N/A

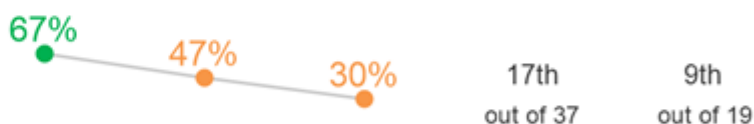
Performance Tiers

■ **INTERVENE (0-24%)** ■ **WATCH (25-49%)** ■ **REINFORCE (50-74%)** ■ **MODEL (75-100%)**

2013-2014 2014-2015 2015-2016 CITY RANK PEER RANK

OVERALL: 30% WATCH

A school's overall score represents its combined performance on the Achievement, Progress, Climate, and College & Career (for high schools only) domains.



Achievement: 11% Intervene

The Achievement domain measures performance on standardized assessments, including PSSA, Keystone Exams, ACCESS for ELLs, and reading assessments.



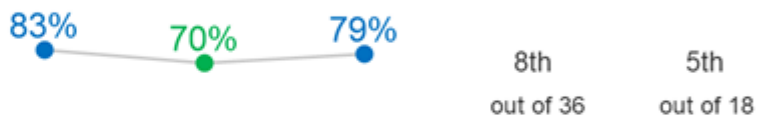
Progress: 5% Intervene

The Progress domain measures growth on standardized assessments and progress towards graduation (for high schools only).



Climate: 79% Model

The Climate domain measures school climate and student and parent/guardian engagement.



Eastern University Academy Charter School

School Code: W97
Sector: Charter
Address: 3300 Henry Ave., 19129
Phone/Fax: 215-769-3131 / 215-769-3112
Website: www.euacademy.org

Report Type: Middle School (7-8)
Peer Group: 2
Enrollment: 101
Admissions Category: Citywide
Turnaround Model: N/A

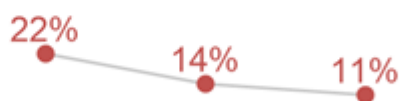
Performance Tiers

■ **INTERVENE (0-24%)** ■ **WATCH (25-49%)** ■ **REINFORCE (50-74%)** ■ **MODEL (75-100%)**

2013-2014 2014-2015 2015-2016 CITY RANK PEER RANK

OVERALL: 11% INTERVENE

A school's overall score represents its combined performance on the Achievement, Progress, Climate, and College & Career (for high schools only) domains.

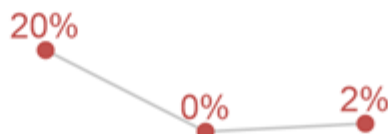


29th
out of 37

15th
out of 19

Achievement: 2% Intervene

The Achievement domain measures performance on standardized assessments, including PSSA, Keystone Exams, ACCESS for ELLs, and reading assessments.



26th
out of 37

13th
out of 19

Progress: 32% Watch

The Progress domain measures growth on standardized assessments and progress towards graduation (for high schools only).

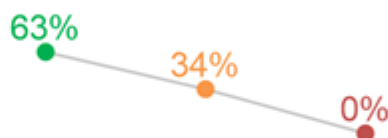


16th
out of 34

11th
out of 19

Climate: 0% Intervene

The Climate domain measures school climate and student and parent/guardian engagement.



36th
out of 36

18th
out of 18

Aspira Charter School at Stetson

School Code: X06
 Sector: Charter
 Address: 3200 B. St., 19134
 Phone/Fax: 215-291-4720 / N/A
 Website: www.aspirapa.org/schools/stetson-charter

Report Type: Middle School (5-8)
 Peer Group: 1
 Enrollment: 838
 Admissions Category: Neighborhood
 Turnaround Model: Renaissance Charter

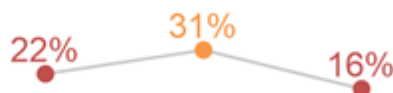
Performance Tiers

■ **INTERVENE (0-24%)**
■ **WATCH (25-49%)**
■ **REINFORCE (50-74%)**
■ **MODEL (75-100%)**

2013-2014 2014-2015 2015-2016 CITY RANK PEER RANK

OVERALL: 16% INTERVENE

A school's overall score represents its combined performance on the Achievement, Progress, Climate, and College & Career (for high schools only) domains.

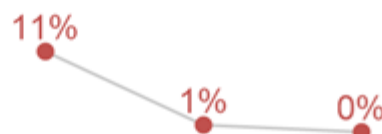


27th
out of 37

9th
out of 14

Achievement: 0% Intervene

The Achievement domain measures performance on standardized assessments, including PSSA, Keystone Exams, ACCESS for ELLs, and reading assessments.

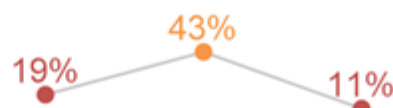


33rd
out of 37

13th
out of 14

Progress: 11% Intervene

The Progress domain measures growth on standardized assessments and progress towards graduation (for high schools only).



23rd
out of 34

7th
out of 12

Climate: 38% Watch

The Climate domain measures school climate and student and parent/guardian engagement.



22nd
out of 36

7th
out of 14

Mastery Charter School at Gratz

School Code: X16
 Sector: Charter
 Address: 1798 W. Hunting Park Ave., 19140
 Phone/Fax: 215-227-4408 / N/A
 Website: www.masterycharter.org/schools/simon-gratz-campus

Report Type: Middle School (6-8)
 Peer Group: 2
 Enrollment: 339
 Admissions Category: Neighborhood
 Turnaround Model: Renaissance Charter

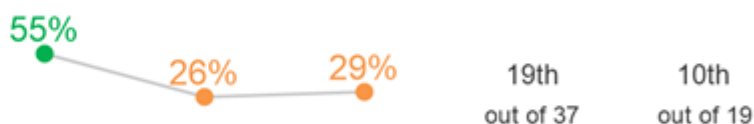
Performance Tiers

■ **INTERVENE (0-24%)**
■ **WATCH (25-49%)**
■ **REINFORCE (50-74%)**
■ **MODEL (75-100%)**

2013-2014 2014-2015 2015-2016 CITY RANK PEER RANK

OVERALL: 29% WATCH

A school's overall score represents its combined performance on the Achievement, Progress, Climate, and College & Career (for high schools only) domains.



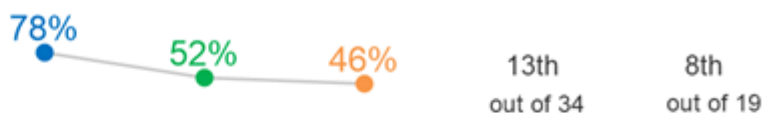
Achievement: 3% Intervene

The Achievement domain measures performance on standardized assessments, including PSSA, Keystone Exams, ACCESS for ELLs, and reading assessments.



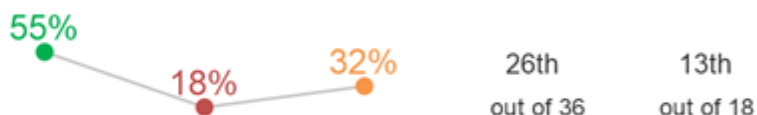
Progress: 46% Watch

The Progress domain measures growth on standardized assessments and progress towards graduation (for high schools only).



Climate: 32% Watch

The Climate domain measures school climate and student and parent/guardian engagement.



Universal Charter School at Vare

School Code: X18
 Sector: Charter
 Address: 2100 S. 24th St., 19145
 Phone/Fax: 215-952-8611 / N/A
 Website: www.universalcompanies.org/education/vare-charter-school

Report Type: Middle School (5-8)
 Peer Group: 1
 Enrollment: 415
 Admissions Category: Neighborhood
 Turnaround Model: Renaissance Charter

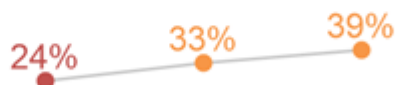
Performance Tiers

■ **INTERVENE (0-24%)**
■ **WATCH (25-49%)**
■ **REINFORCE (50-74%)**
■ **MODEL (75-100%)**

2013-2014 2014-2015 2015-2016 CITY RANK PEER RANK

OVERALL: 39% WATCH

A school's overall score represents its combined performance on the Achievement, Progress, Climate, and College & Career (for high schools only) domains.

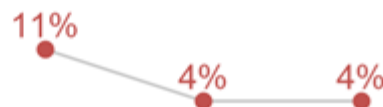


13th
out of 37

3rd
out of 14

Achievement: 4% Intervene

The Achievement domain measures performance on standardized assessments, including PSSA, Keystone Exams, ACCESS for ELLs, and reading assessments.

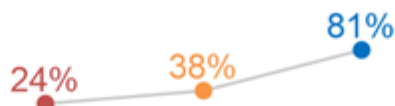


20th
out of 37

7th
out of 14

Progress: 81% Model

The Progress domain measures growth on standardized assessments and progress towards graduation (for high schools only).

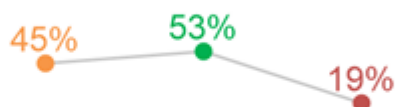


5th
out of 34

1st
out of 12

Climate: 19% Intervene

The Climate domain measures school climate and student and parent/guardian engagement.



30th
out of 36

11th
out of 14

Memphis Street Academy Charter School at J.P. Jones

School Code: X23
 Sector: Charter
 Address: 2950 Memphis St., 19134
 Phone/Fax: 215-291-4709 / 215-291-4754
 Website: www.ap-schools.org/memphisstreetacademy

Report Type: Middle School (5-8)
 Peer Group: 1
 Enrollment: 876
 Admissions Category: Neighborhood
 Turnaround Model: Renaissance Charter

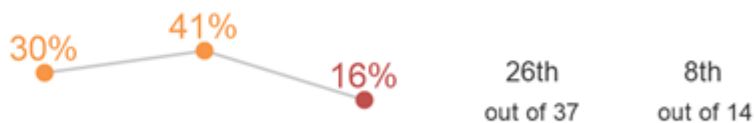
Performance Tiers

■ **INTERVENE (0-24%)**
■ **WATCH (25-49%)**
■ **REINFORCE (50-74%)**
■ **MODEL (75-100%)**

2013-2014 2014-2015 2015-2016 CITY RANK PEER RANK

OVERALL: 16% INTERVENE

A school's overall score represents its combined performance on the Achievement, Progress, Climate, and College & Career (for high schools only) domains.



Achievement: 0% Intervene

The Achievement domain measures performance on standardized assessments, including PSSA, Keystone Exams, ACCESS for ELLs, and reading assessments.



Progress: 13% Intervene

The Progress domain measures growth on standardized assessments and progress towards graduation (for high schools only).



Climate: 36% Watch

The Climate domain measures school climate and student and parent/guardian engagement.

