

## 2016-2017 School Progress Report

### Abram S. Jenks School

School Code 252  
Sector District  
Address 2501 S 13th St, 19148  
Phone/Fax 215-400-8240 / 215-400-8241  
Website webgui.phila.k12.pa.us/schools/j/jenks

Report Type Elementary School  
Grades in Report K-5  
Enrollment 308  
Admissions Category Neighborhood  
Turnaround Model N/A

### Performance Tiers

■ INTERVENE (0-24%) ■ WATCH (25-49%) ■ REINFORCE (50-74%) ■ MODEL (75-100%)

2014-15 2015-16 2016-17 3 YEAR AVG

### OVERALL: REINFORCE (60%)

A school's overall score represents its combined performance on the Achievement, Progress, Climate, and College & Career (for high schools only) domains.



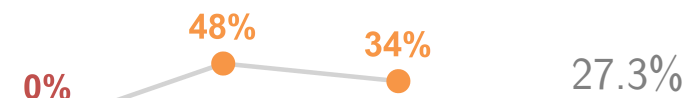
### Achievement: REINFORCE (64%)

The Achievement domain measures performance on standardized assessments, including PSSA, Keystone Exams, ACCESS for ELLs, and reading assessments.



### Progress: WATCH (34%)

The Progress domain measures growth on standardized assessments and progress towards graduation (for high schools only).



### Climate: MODEL (83%)

The Climate domain measures school climate and student and parent/guardian engagement.



## 2016-2017 School Progress Report

### Alexander K. McClure School

School Code 738  
Sector District  
Address 600 W Hunting Park Ave, 19140  
Phone/Fax 215-400-3870 / 215-400-3871  
Website <https://philasd.org/mcclure>

Report Type Elementary School  
Grades in Report K-5  
Enrollment 630  
Admissions Category Neighborhood  
Turnaround Model N/A

### Performance Tiers

■ INTERVENE (0-24%) ■ WATCH (25-49%) ■ REINFORCE (50-74%) ■ MODEL (75-100%)

2014-15 2015-16 2016-17 3 YEAR AVG

### OVERALL: WATCH (29%)

A school's overall score represents its combined performance on the Achievement, Progress, Climate, and College & Career (for high schools only) domains.



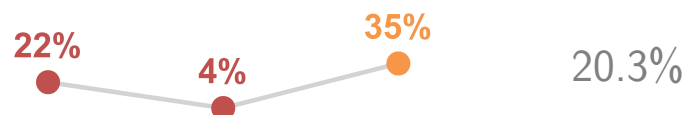
### Achievement: INTERVENE (4%)

The Achievement domain measures performance on standardized assessments, including PSSA, Keystone Exams, ACCESS for ELLs, and reading assessments.



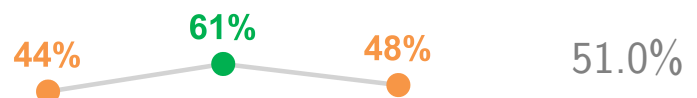
### Progress: WATCH (35%)

The Progress domain measures growth on standardized assessments and progress towards graduation (for high schools only).



### Climate: WATCH (48%)

The Climate domain measures school climate and student and parent/guardian engagement.



## Anne Frank School

School Code 840  
 Sector District  
 Address 2000 Bowler St, 19115  
 Phone/Fax 215-400-3070 / 215-400-3071  
 Website webgui.phila.k12.pa.us/schools/f/frank

Report Type Elementary School  
 Grades in Report K-5  
 Enrollment 1,284  
 Admissions Category Neighborhood  
 Turnaround Model N/A

### Performance Tiers

■ INTERVENE (0-24%) ■ WATCH (25-49%) ■ REINFORCE (50-74%) ■ MODEL (75-100%)

2014-15 2015-16 2016-17 3 YEAR AVG

### OVERALL: MODEL (78%)

A school's overall score represents its combined performance on the Achievement, Progress, Climate, and College & Career (for high schools only) domains.



### Achievement: REINFORCE (64%)

The Achievement domain measures performance on standardized assessments, including PSSA, Keystone Exams, ACCESS for ELLs, and reading assessments.



### Progress: MODEL (81%)

The Progress domain measures growth on standardized assessments and progress towards graduation (for high schools only).



### Climate: MODEL (88%)

The Climate domain measures school climate and student and parent/guardian engagement.



# Bayard Taylor School

School Code 744  
 Sector District  
 Address 3698 N Randolph St, 19140  
 Phone/Fax 215-400-3880 / 215-400-3881  
 Website webgui.phila.k12.pa.us/schools/t/taylor

Report Type Elementary School  
 Grades in Report K-5  
 Enrollment 560  
 Admissions Category Neighborhood  
 Turnaround Model N/A

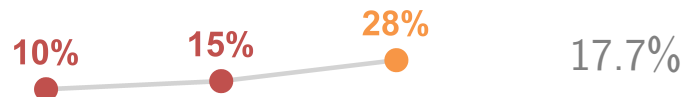
## Performance Tiers

■ INTERVENE (0-24%) ■ WATCH (25-49%) ■ REINFORCE (50-74%) ■ MODEL (75-100%)

2014-15 2015-16 2016-17 3 YEAR AVG

### OVERALL: WATCH (28%)

A school's overall score represents its combined performance on the Achievement, Progress, Climate, and College & Career (for high schools only) domains.



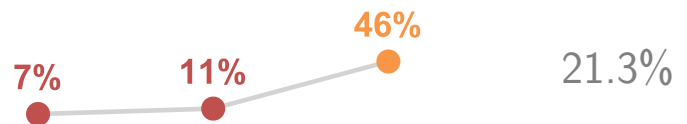
### Achievement: INTERVENE (1%)

The Achievement domain measures performance on standardized assessments, including PSSA, Keystone Exams, ACCESS for ELLs, and reading assessments.



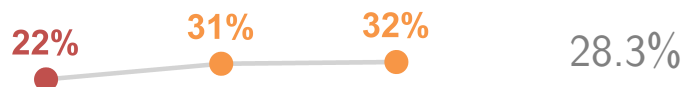
### Progress: WATCH (46%)

The Progress domain measures growth on standardized assessments and progress towards graduation (for high schools only).



### Climate: WATCH (32%)

The Climate domain measures school climate and student and parent/guardian engagement.





## 2016-2017 School Progress Report

### Cayuga School

School Code 549  
Sector District  
Address 4344-4358 N 5th St, 19140  
Phone/Fax 215-400-3850 / 215-400-3851  
Website <https://philasd.org/cayuga>

Report Type Elementary School  
Grades in Report K-5  
Enrollment 466  
Admissions Category Neighborhood  
Turnaround Model N/A

### Performance Tiers

■ INTERVENE (0-24%) ■ WATCH (25-49%) ■ REINFORCE (50-74%) ■ MODEL (75-100%)

2014-15 2015-16 2016-17 3 YEAR AVG

### OVERALL: WATCH (33%)

A school's overall score represents its combined performance on the Achievement, Progress, Climate, and College & Career (for high schools only) domains.



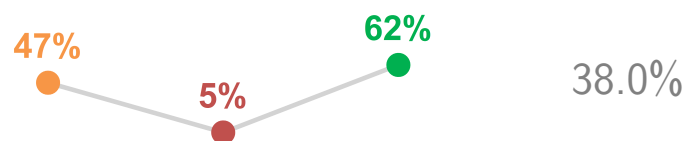
### Achievement: INTERVENE (7%)

The Achievement domain measures performance on standardized assessments, including PSSA, Keystone Exams, ACCESS for ELLs, and reading assessments.




### Progress: REINFORCE (62%)

The Progress domain measures growth on standardized assessments and progress towards graduation (for high schools only).



### Climate: INTERVENE (23%)

The Climate domain measures school climate and student and parent/guardian engagement.



## 2016-2017 School Progress Report

### Clara Barton School

School Code 720  
Sector District  
Address 4600 Rosehill St, 19120  
Phone/Fax 215-400-3720 / 215-400-3721  
Website webgui.phila.k12.pa.us/schools/b/barton

Report Type Elementary School  
Grades in Report K-2  
Enrollment 757  
Admissions Category Neighborhood  
Turnaround Model N/A

#### Performance Tiers

■ INTERVENE (0-24%) ■ WATCH (25-49%) ■ REINFORCE (50-74%) ■ MODEL (75-100%)

2014-15 2015-16 2016-17 3 YEAR AVG

#### OVERALL: INSUFFICIENT DATA

A school's overall score represents its combined performance on the Achievement, Progress, Climate, and College & Career (for high schools only) domains.

N/A

#### Achievement: INSUFFICIENT DATA

The Achievement domain measures performance on standardized assessments, including PSSA, Keystone Exams, ACCESS for ELLs, and reading assessments.

N/A

#### Progress: INSUFFICIENT DATA

The Progress domain measures growth on standardized assessments and progress towards graduation (for high schools only).

N/A

#### Climate: REINFORCE (55%)

The Climate domain measures school climate and student and parent/guardian engagement.



## Edwin Forrest School

School Code 825  
 Sector District  
 Address 7300 Cottage St, 19136  
 Phone/Fax 215-400-3330 / 215-400-3331  
 Website webgui.phila.k12.pa.us/schools/f/forrest

Report Type Elementary School  
 Grades in Report K-6  
 Enrollment 1,186  
 Admissions Category Neighborhood  
 Turnaround Model N/A

### Performance Tiers

■ INTERVENE (0-24%) ■ WATCH (25-49%) ■ REINFORCE (50-74%) ■ MODEL (75-100%)

2014-15 2015-16 2016-17 3 YEAR AVG

### OVERALL: INTERVENE (19%)

A school's overall score represents its combined performance on the Achievement, Progress, Climate, and College & Career (for high schools only) domains.



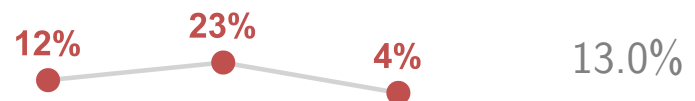
### Achievement: INTERVENE (18%)

The Achievement domain measures performance on standardized assessments, including PSSA, Keystone Exams, ACCESS for ELLs, and reading assessments.



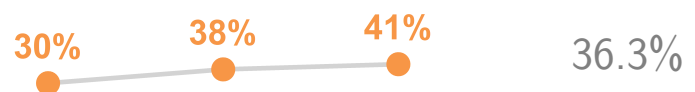
### Progress: INTERVENE (4%)

The Progress domain measures growth on standardized assessments and progress towards graduation (for high schools only).



### Climate: WATCH (41%)

The Climate domain measures school climate and student and parent/guardian engagement.



## 2016-2017 School Progress Report

### Eleanor C. Emlen School

School Code 622  
Sector District  
Address 6501 Chew Ave, 19119  
Phone/Fax 215-400-3470 / 215-400-3471  
Website webgui.phila.k12.pa.us/schools/e/emlen

Report Type Elementary School  
Grades in Report K-5  
Enrollment 418  
Admissions Category Neighborhood  
Turnaround Model N/A

#### Performance Tiers

■ INTERVENE (0-24%) ■ WATCH (25-49%) ■ REINFORCE (50-74%) ■ MODEL (75-100%)

2014-15 2015-16 2016-17 3 YEAR AVG

#### OVERALL: INTERVENE (19%)

A school's overall score represents its combined performance on the Achievement, Progress, Climate, and College & Career (for high schools only) domains.



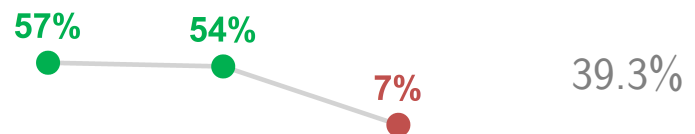
#### Achievement: INTERVENE (15%)

The Achievement domain measures performance on standardized assessments, including PSSA, Keystone Exams, ACCESS for ELLs, and reading assessments.



#### Progress: INTERVENE (7%)

The Progress domain measures growth on standardized assessments and progress towards graduation (for high schools only).



#### Climate: WATCH (33%)

The Climate domain measures school climate and student and parent/guardian engagement.



## 2016-2017 School Progress Report

### Ellwood School

School Code 726  
Sector District  
Address 6701 N 13th St, 19126  
Phone/Fax 215-400-3540 / 215-400-3541  
Website webgui.phila.k12.pa.us/schools/e/ellwood

Report Type Elementary School  
Grades in Report K-5  
Enrollment 315  
Admissions Category Neighborhood  
Turnaround Model N/A

### Performance Tiers

■ INTERVENE (0-24%) ■ WATCH (25-49%) ■ REINFORCE (50-74%) ■ MODEL (75-100%)

2014-15 2015-16 2016-17 3 YEAR AVG

### OVERALL: WATCH (31%)

A school's overall score represents its combined performance on the Achievement, Progress, Climate, and College & Career (for high schools only) domains.



### Achievement: INTERVENE (12%)

The Achievement domain measures performance on standardized assessments, including PSSA, Keystone Exams, ACCESS for ELLs, and reading assessments.



### Progress: WATCH (40%)

The Progress domain measures growth on standardized assessments and progress towards graduation (for high schools only).



### Climate: WATCH (41%)

The Climate domain measures school climate and student and parent/guardian engagement.



## Feltonville Intermediate School

School Code 731  
 Sector District  
 Address 238 E Wyoming Ave, 19120  
 Phone/Fax 215-400-3730 / 215-400-3731  
 Website [webgui.phila.k12.pa.us/schools/f/feltonville-intermediate](http://webgui.phila.k12.pa.us/schools/f/feltonville-intermediate)

Report Type Elementary School  
 Grades in Report 3-5  
 Enrollment 772  
 Admissions Category Neighborhood  
 Turnaround Model N/A

### Performance Tiers

■ INTERVENE (0-24%) ■ WATCH (25-49%) ■ REINFORCE (50-74%) ■ MODEL (75-100%)

2014-15 2015-16 2016-17 3 YEAR AVG

### OVERALL: WATCH (46%)

A school's overall score represents its combined performance on the Achievement, Progress, Climate, and College & Career (for high schools only) domains.



### Achievement: INTERVENE (9%)

The Achievement domain measures performance on standardized assessments, including PSSA, Keystone Exams, ACCESS for ELLs, and reading assessments.



### Progress: REINFORCE (57%)

The Progress domain measures growth on standardized assessments and progress towards graduation (for high schools only).



### Climate: REINFORCE (68%)

The Climate domain measures school climate and student and parent/guardian engagement.



## Fox Chase School

School Code 826  
 Sector District  
 Address 500 Rhawn St, 19111  
 Phone/Fax 215-400-3170 / 215-400-3171  
 Website webgui.phila.k12.pa.us/schools/f/foxchase

Report Type Elementary School  
 Grades in Report K-5  
 Enrollment 485  
 Admissions Category Neighborhood  
 Turnaround Model School Redesign Initiative

### Performance Tiers

■ INTERVENE (0-24%) ■ WATCH (25-49%) ■ REINFORCE (50-74%) ■ MODEL (75-100%)

2014-15 2015-16 2016-17 3 YEAR AVG

### OVERALL: REINFORCE (51%)

A school's overall score represents its combined performance on the Achievement, Progress, Climate, and College & Career (for high schools only) domains.



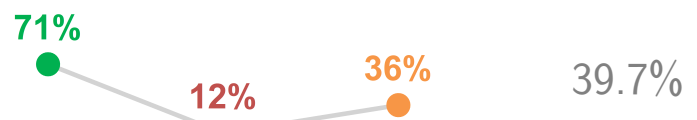
### Achievement: WATCH (40%)

The Achievement domain measures performance on standardized assessments, including PSSA, Keystone Exams, ACCESS for ELLs, and reading assessments.



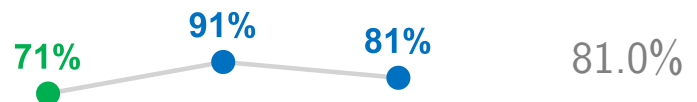
### Progress: WATCH (36%)

The Progress domain measures growth on standardized assessments and progress towards graduation (for high schools only).



### Climate: MODEL (81%)

The Climate domain measures school climate and student and parent/guardian engagement.



## 2016-2017 School Progress Report

### Frances E. Willard School

School Code 544  
Sector District  
Address 1930 E Elkhart St, 19134  
Phone/Fax 215-400-7180 / 215-400-7181  
Website [webgui.phila.k12.pa.us/schools/w/willard](http://webgui.phila.k12.pa.us/schools/w/willard)

Report Type Elementary School  
Grades in Report K-4  
Enrollment 738  
Admissions Category Neighborhood  
Turnaround Model N/A

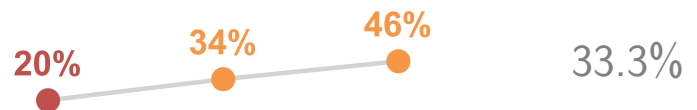
### Performance Tiers

■ INTERVENE (0-24%) ■ WATCH (25-49%) ■ REINFORCE (50-74%) ■ MODEL (75-100%)

2014-15 2015-16 2016-17 3 YEAR AVG

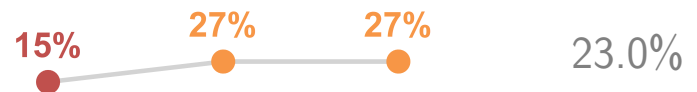
### OVERALL: WATCH (46%)

A school's overall score represents its combined performance on the Achievement, Progress, Climate, and College & Career (for high schools only) domains.



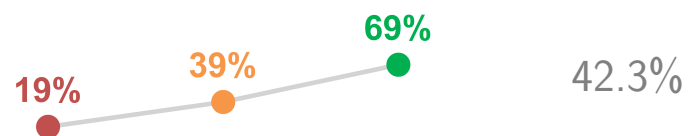
### Achievement: WATCH (27%)

The Achievement domain measures performance on standardized assessments, including PSSA, Keystone Exams, ACCESS for ELLs, and reading assessments.



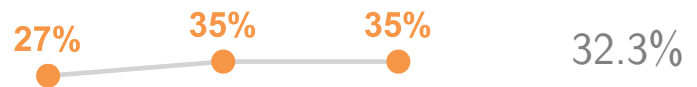
### Progress: REINFORCE (69%)

The Progress domain measures growth on standardized assessments and progress towards graduation (for high schools only).



### Climate: WATCH (35%)

The Climate domain measures school climate and student and parent/guardian engagement.





## 2016-2017 School Progress Report

### Francis S. Key School

School Code 254  
Sector District  
Address 2230 S 8th St, 19148  
Phone/Fax 215-400-8250 / 215-400-8251  
Website webgui.phila.k12.pa.us/schools/k/key

Report Type Elementary School  
Grades in Report K-6  
Enrollment 467  
Admissions Category Neighborhood  
Turnaround Model N/A

### Performance Tiers

■ INTERVENE (0-24%) ■ WATCH (25-49%) ■ REINFORCE (50-74%) ■ MODEL (75-100%)

2014-15 2015-16 2016-17 3 YEAR AVG

### OVERALL: WATCH (36%)

A school's overall score represents its combined performance on the Achievement, Progress, Climate, and College & Career (for high schools only) domains.



### Achievement: INTERVENE (11%)

The Achievement domain measures performance on standardized assessments, including PSSA, Keystone Exams, ACCESS for ELLs, and reading assessments.



### Progress: INTERVENE (16%)

The Progress domain measures growth on standardized assessments and progress towards graduation (for high schools only).



### Climate: MODEL (87%)

The Climate domain measures school climate and student and parent/guardian engagement.



## 2016-2017 School Progress Report

### Franklin S. Edmonds School

School Code 621  
Sector District  
Address 8025 Thouron Ave, 19150  
Phone/Fax 215-400-3370 / 215-400-3371  
Website webgui.phila.k12.pa.us/schools/e/edmonds

Report Type Elementary School  
Grades in Report K-6  
Enrollment 516  
Admissions Category Neighborhood  
Turnaround Model N/A

### Performance Tiers

■ INTERVENE (0-24%) ■ WATCH (25-49%) ■ REINFORCE (50-74%) ■ MODEL (75-100%)

2014-15 2015-16 2016-17 3 YEAR AVG

### OVERALL: INTERVENE (23%)

A school's overall score represents its combined performance on the Achievement, Progress, Climate, and College & Career (for high schools only) domains.



### Achievement: INTERVENE (17%)

The Achievement domain measures performance on standardized assessments, including PSSA, Keystone Exams, ACCESS for ELLs, and reading assessments.



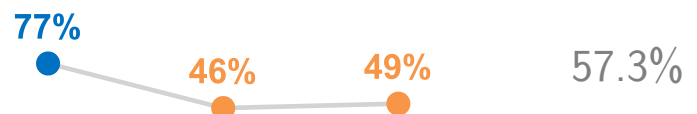
### Progress: INTERVENE (7%)

The Progress domain measures growth on standardized assessments and progress towards graduation (for high schools only).



### Climate: WATCH (49%)

The Climate domain measures school climate and student and parent/guardian engagement.



## 2016-2017 School Progress Report

### Henry W. Lawton School

School Code 733  
Sector District  
Address 6101 Jackson St, 19135  
Phone/Fax 215-400-3340 / 215-400-3341  
Website webgui.phila.k12.pa.us/schools/l/lawton

Report Type Elementary School  
Grades in Report K-5  
Enrollment 758  
Admissions Category Neighborhood  
Turnaround Model N/A


### Performance Tiers

■ INTERVENE (0-24%) ■ WATCH (25-49%) ■ REINFORCE (50-74%) ■ MODEL (75-100%)

2014-15 2015-16 2016-17 3 YEAR AVG

### OVERALL: INTERVENE (14%)

A school's overall score represents its combined performance on the Achievement, Progress, Climate, and College & Career (for high schools only) domains.



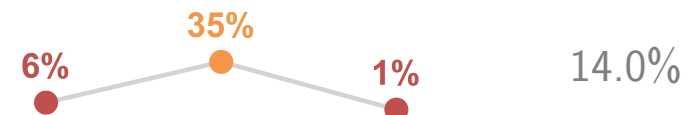
### Achievement: INTERVENE (15%)

The Achievement domain measures performance on standardized assessments, including PSSA, Keystone Exams, ACCESS for ELLs, and reading assessments.



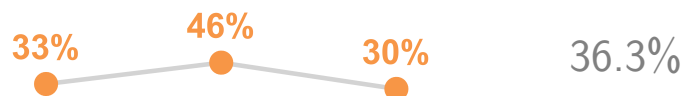
### Progress: INTERVENE (1%)

The Progress domain measures growth on standardized assessments and progress towards graduation (for high schools only).



### Climate: WATCH (30%)

The Climate domain measures school climate and student and parent/guardian engagement.



# Horatio B. Hackett School

School Code 530  
 Sector District  
 Address 2161 E York St, 19125  
 Phone/Fax 215-400-7470 / 215-400-7471  
 Website webgui.phila.k12.pa.us/schools/h/hackett

Report Type Elementary School  
 Grades in Report K-5  
 Enrollment 362  
 Admissions Category Neighborhood  
 Turnaround Model N/A

## Performance Tiers

■ INTERVENE (0-24%) ■ WATCH (25-49%) ■ REINFORCE (50-74%) ■ MODEL (75-100%)

2014-15 2015-16 2016-17 3 YEAR AVG

### OVERALL: REINFORCE (51%)

A school's overall score represents its combined performance on the Achievement, Progress, Climate, and College & Career (for high schools only) domains.



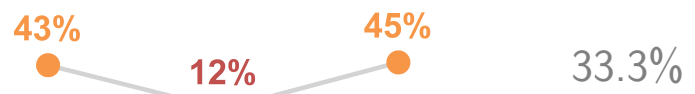
### Achievement: WATCH (31%)

The Achievement domain measures performance on standardized assessments, including PSSA, Keystone Exams, ACCESS for ELLs, and reading assessments.



### Progress: WATCH (45%)

The Progress domain measures growth on standardized assessments and progress towards graduation (for high schools only).



### Climate: MODEL (75%)

The Climate domain measures school climate and student and parent/guardian engagement.



## Independence Charter School West

School Code X42  
Sector Charter  
Address 5600 Chester Ave, 19143  
Phone/Fax 215-724-5600 / 215-724-5601  
Website www.icswest.org

Report Type Elementary School  
Grades in Report K-3  
Enrollment 300  
Admissions Category Citywide With Criteria  
Turnaround Model N/A

### Performance Tiers

■ INTERVENE (0-24%) ■ WATCH (25-49%) ■ REINFORCE (50-74%) ■ MODEL (75-100%)

2014-15 2015-16 2016-17 3 YEAR AVG

### OVERALL: REINFORCE (57%)

A school's overall score represents its combined performance on the Achievement, Progress, Climate, and College & Career (for high schools only) domains.

57%  
●

N/A

### Achievement: INTERVENE (20%)

The Achievement domain measures performance on standardized assessments, including PSSA, Keystone Exams, ACCESS for ELLs, and reading assessments.

20%  
●

N/A

### Progress: INSUFFICIENT DATA

The Progress domain measures growth on standardized assessments and progress towards graduation (for high schools only).

N/A

### Climate: MODEL (88%)

The Climate domain measures school climate and student and parent/guardian engagement.

88%  
●

N/A

## 2016-2017 School Progress Report

### Inquiry Charter School

School Code W08  
Sector Charter  
Address 1301 Belmont Ave, 19104  
Phone/Fax 215-823-5541 / 215-386-5769  
Website [www.inquirycharterschool.org/](http://www.inquirycharterschool.org/)

Report Type Elementary School  
Grades in Report K-3  
Enrollment 190  
Admissions Category Citywide  
Turnaround Model N/A

### Performance Tiers

■ INTERVENE (0-24%) ■ WATCH (25-49%) ■ REINFORCE (50-74%) ■ MODEL (75-100%)

2014-15 2015-16 2016-17 3 YEAR AVG

### OVERALL: INSUFFICIENT DATA

A school's overall score represents its combined performance on the Achievement, Progress, Climate, and College & Career (for high schools only) domains.

N/A

### Achievement: INSUFFICIENT DATA

The Achievement domain measures performance on standardized assessments, including PSSA, Keystone Exams, ACCESS for ELLs, and reading assessments.

N/A

### Progress: INSUFFICIENT DATA

The Progress domain measures growth on standardized assessments and progress towards graduation (for high schools only).

N/A

### Climate: REINFORCE (71%)

The Climate domain measures school climate and student and parent/guardian engagement.



N/A

## 2016-2017 School Progress Report

### Isaac A. Sheppard School

School Code 541  
Sector District  
Address 120 W Cambria St, 19133  
Phone/Fax 215-400-7070 / 215-400-7071  
Website webgui.phila.k12.pa.us/schools/s/sheppard

Report Type Elementary School  
Grades in Report K-4  
Enrollment 187  
Admissions Category Neighborhood  
Turnaround Model N/A

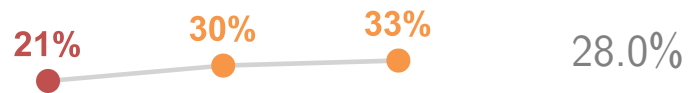
#### Performance Tiers

■ INTERVENE (0-24%) ■ WATCH (25-49%) ■ REINFORCE (50-74%) ■ MODEL (75-100%)

2014-15 2015-16 2016-17 3 YEAR AVG

#### OVERALL: WATCH (33%)

A school's overall score represents its combined performance on the Achievement, Progress, Climate, and College & Career (for high schools only) domains.



#### Achievement: INTERVENE (6%)

The Achievement domain measures performance on standardized assessments, including PSSA, Keystone Exams, ACCESS for ELLs, and reading assessments.



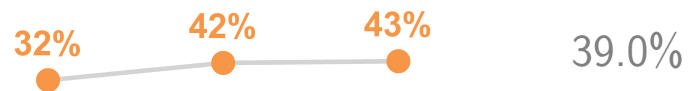
#### Progress: REINFORCE (52%)

The Progress domain measures growth on standardized assessments and progress towards graduation (for high schools only).



#### Climate: WATCH (43%)

The Climate domain measures school climate and student and parent/guardian engagement.



## 2016-2017 School Progress Report

### J. Hampton Moore School

School Code 831  
Sector District  
Address 6900 Summerdale Ave, 19111  
Phone/Fax 215-400-3180 / 215-400-3181  
Website [webgui.phila.k12.pa.us/schools/m/moore](http://webgui.phila.k12.pa.us/schools/m/moore)

Report Type Elementary School  
Grades in Report K-5  
Enrollment 1,168  
Admissions Category Neighborhood  
Turnaround Model N/A

#### Performance Tiers

■ INTERVENE (0-24%) ■ WATCH (25-49%) ■ REINFORCE (50-74%) ■ MODEL (75-100%)

2014-15 2015-16 2016-17 3 YEAR AVG

#### OVERALL: REINFORCE (58%)

A school's overall score represents its combined performance on the Achievement, Progress, Climate, and College & Career (for high schools only) domains.



#### Achievement: WATCH (26%)

The Achievement domain measures performance on standardized assessments, including PSSA, Keystone Exams, ACCESS for ELLs, and reading assessments.



#### Progress: REINFORCE (70%)

The Progress domain measures growth on standardized assessments and progress towards graduation (for high schools only).



#### Climate: REINFORCE (74%)

The Climate domain measures school climate and student and parent/guardian engagement.





## 2016-2017 School Progress Report

### James J. Sullivan School

School Code 743  
Sector District  
Address 5300 Ditman St, 19124  
Phone/Fax 215-400-3960 / 215-400-3961  
Website webgui.phila.k12.pa.us/schools/s/sullivan

Report Type Elementary School  
Grades in Report K-5  
Enrollment 764  
Admissions Category Neighborhood  
Turnaround Model N/A

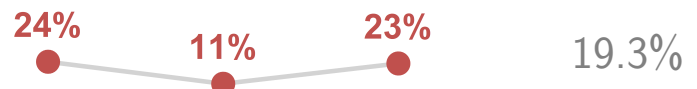
### Performance Tiers

■ INTERVENE (0-24%) ■ WATCH (25-49%) ■ REINFORCE (50-74%) ■ MODEL (75-100%)

2014-15 2015-16 2016-17 3 YEAR AVG

### OVERALL: INTERVENE (23%)

A school's overall score represents its combined performance on the Achievement, Progress, Climate, and College & Career (for high schools only) domains.



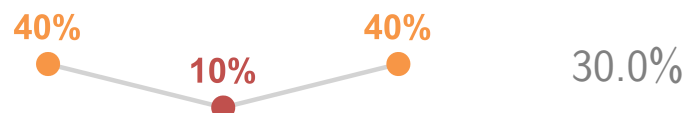
### Achievement: INTERVENE (8%)

The Achievement domain measures performance on standardized assessments, including PSSA, Keystone Exams, ACCESS for ELLs, and reading assessments.



### Progress: WATCH (40%)

The Progress domain measures growth on standardized assessments and progress towards graduation (for high schools only).



### Climate: INTERVENE (18%)

The Climate domain measures school climate and student and parent/guardian engagement.



## 2016-2017 School Progress Report

### James Logan School

School Code 630  
Sector District  
Address 1700 Lindley Ave, 19141  
Phone/Fax 215-400-3670 / 215-400-3671  
Website webgui.phila.k12.pa.us/schools/l/logan

Report Type Elementary School  
Grades in Report K-5  
Enrollment 326  
Admissions Category Neighborhood  
Turnaround Model N/A

### Performance Tiers

■ INTERVENE (0-24%) ■ WATCH (25-49%) ■ REINFORCE (50-74%) ■ MODEL (75-100%)

2014-15 2015-16 2016-17 3 YEAR AVG

### OVERALL: INTERVENE (22%)

A school's overall score represents its combined performance on the Achievement, Progress, Climate, and College & Career (for high schools only) domains.



### Achievement: INTERVENE (17%)

The Achievement domain measures performance on standardized assessments, including PSSA, Keystone Exams, ACCESS for ELLs, and reading assessments.



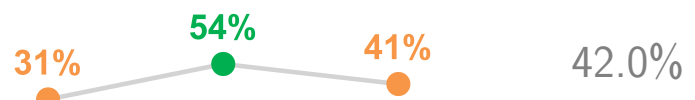
### Progress: INTERVENE (7%)

The Progress domain measures growth on standardized assessments and progress towards graduation (for high schools only).



### Climate: WATCH (41%)

The Climate domain measures school climate and student and parent/guardian engagement.



## 2016-2017 School Progress Report

### James R. Lowell School

School Code 735  
Sector District  
Address 450 W Nedro Ave, 19120  
Phone/Fax 215-400-3740 / 215-400-3741  
Website [webgui.phila.k12.pa.us/schools/l/lowell](http://webgui.phila.k12.pa.us/schools/l/lowell)

Report Type Elementary School  
Grades in Report K-4  
Enrollment 766  
Admissions Category Neighborhood  
Turnaround Model N/A


### Performance Tiers

■ INTERVENE (0-24%) ■ WATCH (25-49%) ■ REINFORCE (50-74%) ■ MODEL (75-100%)

2014-15 2015-16 2016-17 3 YEAR AVG

### OVERALL: WATCH (38%)

A school's overall score represents its combined performance on the Achievement, Progress, Climate, and College & Career (for high schools only) domains.



### Achievement: INTERVENE (11%)

The Achievement domain measures performance on standardized assessments, including PSSA, Keystone Exams, ACCESS for ELLs, and reading assessments.



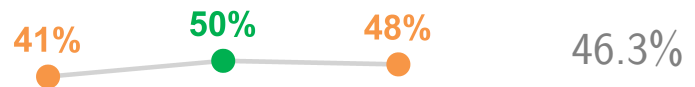
### Progress: REINFORCE (51%)

The Progress domain measures growth on standardized assessments and progress towards graduation (for high schools only).



### Climate: WATCH (48%)

The Climate domain measures school climate and student and parent/guardian engagement.



## 2016-2017 School Progress Report

### John B. Kelly School

School Code 647  
Sector District  
Address 5116 Pulaski Ave, 19144  
Phone/Fax 215-400-3580 / 215-400-3581  
Website webgui.phila.k12.pa.us/schools/k/kelly

Report Type Elementary School  
Grades in Report K-5  
Enrollment 666  
Admissions Category Neighborhood  
Turnaround Model N/A

### Performance Tiers

■ INTERVENE (0-24%) ■ WATCH (25-49%) ■ REINFORCE (50-74%) ■ MODEL (75-100%)

2014-15 2015-16 2016-17 3 YEAR AVG

### OVERALL: WATCH (42%)

A school's overall score represents its combined performance on the Achievement, Progress, Climate, and College & Career (for high schools only) domains.



### Achievement: INTERVENE (21%)

The Achievement domain measures performance on standardized assessments, including PSSA, Keystone Exams, ACCESS for ELLs, and reading assessments.



### Progress: REINFORCE (74%)

The Progress domain measures growth on standardized assessments and progress towards graduation (for high schools only).



### Climate: INTERVENE (23%)

The Climate domain measures school climate and student and parent/guardian engagement.



## 2016-2017 School Progress Report

### John H. Webster School

School Code 559  
Sector District  
Address 3400 Frankford Ave, 19134  
Phone/Fax 215-400-7170 / 215-400-7171  
Website webgui.phila.k12.pa.us/schools/w/webster

Report Type Elementary School  
Grades in Report K-5  
Enrollment 840  
Admissions Category Neighborhood  
Turnaround Model N/A

### Performance Tiers

■ INTERVENE (0-24%) ■ WATCH (25-49%) ■ REINFORCE (50-74%) ■ MODEL (75-100%)

2014-15 2015-16 2016-17 3 YEAR AVG

### OVERALL: WATCH (27%)

A school's overall score represents its combined performance on the Achievement, Progress, Climate, and College & Career (for high schools only) domains.




### Achievement: INTERVENE (2%)

The Achievement domain measures performance on standardized assessments, including PSSA, Keystone Exams, ACCESS for ELLs, and reading assessments.



### Progress: REINFORCE (52%)

The Progress domain measures growth on standardized assessments and progress towards graduation (for high schools only).



### Climate: INTERVENE (21%)

The Climate domain measures school climate and student and parent/guardian engagement.



## 2016-2017 School Progress Report

### John M. Patterson School

School Code 140  
Sector District  
Address 7000 Buist Ave, 19142  
Phone/Fax 215-400-8190 / 215-400-8191  
Website webgui.phila.k12.pa.us/schools/p/patterson

Report Type Elementary School  
Grades in Report K-4  
Enrollment 643  
Admissions Category Neighborhood  
Turnaround Model N/A

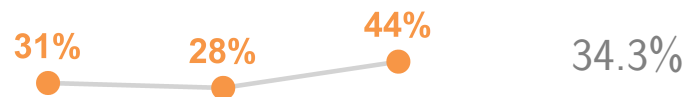
#### Performance Tiers

■ INTERVENE (0-24%) ■ WATCH (25-49%) ■ REINFORCE (50-74%) ■ MODEL (75-100%)

2014-15 2015-16 2016-17 3 YEAR AVG

#### OVERALL: WATCH (44%)

A school's overall score represents its combined performance on the Achievement, Progress, Climate, and College & Career (for high schools only) domains.



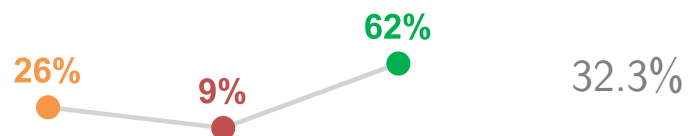
#### Achievement: INTERVENE (7%)

The Achievement domain measures performance on standardized assessments, including PSSA, Keystone Exams, ACCESS for ELLs, and reading assessments.



#### Progress: REINFORCE (62%)

The Progress domain measures growth on standardized assessments and progress towards graduation (for high schools only).



#### Climate: REINFORCE (59%)

The Climate domain measures school climate and student and parent/guardian engagement.



## 2016-2017 School Progress Report

### John Marshall School

School Code 736  
Sector District  
Address 4500 Griscom St, 19124  
Phone/Fax 215-400-3950 / 215-400-3951  
Website [webgui.phila.k12.pa.us/schools/m/johnmarshall](http://webgui.phila.k12.pa.us/schools/m/johnmarshall)

Report Type Elementary School  
Grades in Report K-5  
Enrollment 425  
Admissions Category Neighborhood  
Turnaround Model N/A

### Performance Tiers

■ INTERVENE (0-24%) ■ WATCH (25-49%) ■ REINFORCE (50-74%) ■ MODEL (75-100%)

2014-15 2015-16 2016-17 3 YEAR AVG

### OVERALL: INTERVENE (6%)

A school's overall score represents its combined performance on the Achievement, Progress, Climate, and College & Career (for high schools only) domains.



### Achievement: INTERVENE (2%)

The Achievement domain measures performance on standardized assessments, including PSSA, Keystone Exams, ACCESS for ELLs, and reading assessments.



### Progress: INTERVENE (3%)

The Progress domain measures growth on standardized assessments and progress towards graduation (for high schools only).



### Climate: INTERVENE (13%)

The Climate domain measures school climate and student and parent/guardian engagement.



## 2016-2017 School Progress Report

### John Moffet School

School Code 537  
Sector District  
Address 127 W Oxford St, 19122  
Phone/Fax 215-400-7390 / 215-400-7391  
Website webgui.phila.k12.pa.us/schools/m/moffet

Report Type Elementary School  
Grades in Report K-5  
Enrollment 345  
Admissions Category Neighborhood  
Turnaround Model N/A

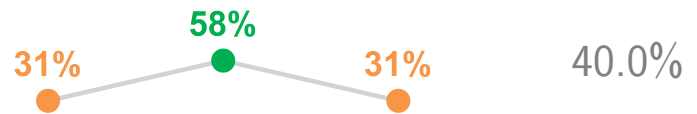
### Performance Tiers

■ INTERVENE (0-24%) ■ WATCH (25-49%) ■ REINFORCE (50-74%) ■ MODEL (75-100%)

2014-15 2015-16 2016-17 3 YEAR AVG

### OVERALL: WATCH (31%)

A school's overall score represents its combined performance on the Achievement, Progress, Climate, and College & Career (for high schools only) domains.



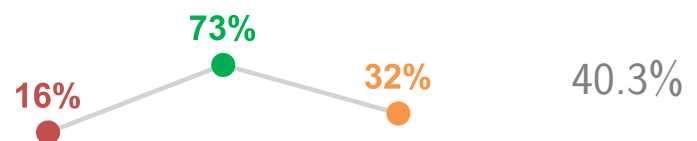
### Achievement: INTERVENE (23%)

The Achievement domain measures performance on standardized assessments, including PSSA, Keystone Exams, ACCESS for ELLs, and reading assessments.



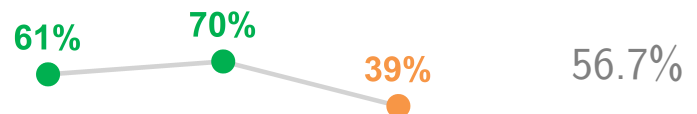
### Progress: WATCH (32%)

The Progress domain measures growth on standardized assessments and progress towards graduation (for high schools only).



### Climate: WATCH (39%)

The Climate domain measures school climate and student and parent/guardian engagement.





## 2016-2017 School Progress Report

### Joseph H. Brown School

School Code 821  
Sector District  
Address 3600 Stanwood St, 19136  
Phone/Fax 215-400-3320 / 215-400-3321  
Website [webgui.phila.k12.pa.us/schools/b/jhbrown](http://webgui.phila.k12.pa.us/schools/b/jhbrown)

Report Type Elementary School  
Grades in Report K-6  
Enrollment 581  
Admissions Category Neighborhood  
Turnaround Model N/A

### Performance Tiers

■ INTERVENE (0-24%) ■ WATCH (25-49%) ■ REINFORCE (50-74%) ■ MODEL (75-100%)

2014-15 2015-16 2016-17 3 YEAR AVG

### OVERALL: WATCH (48%)

A school's overall score represents its combined performance on the Achievement, Progress, Climate, and College & Career (for high schools only) domains.




### Achievement: INTERVENE (20%)

The Achievement domain measures performance on standardized assessments, including PSSA, Keystone Exams, ACCESS for ELLs, and reading assessments.



### Progress: MODEL (81%)

The Progress domain measures growth on standardized assessments and progress towards graduation (for high schools only).



### Climate: WATCH (36%)

The Climate domain measures school climate and student and parent/guardian engagement.



## 2016-2017 School Progress Report

### Joseph Pennell School

School Code 634  
Sector District  
Address 1800 Nedro Ave, 19141  
Phone/Fax 215-400-3680 / 215-400-3681  
Website webgui.phila.k12.pa.us/schools/p/pennell

Report Type Elementary School  
Grades in Report K-5  
Enrollment 407  
Admissions Category Neighborhood  
Turnaround Model N/A

### Performance Tiers

■ INTERVENE (0-24%) ■ WATCH (25-49%) ■ REINFORCE (50-74%) ■ MODEL (75-100%)

2014-15 2015-16 2016-17 3 YEAR AVG

### OVERALL: WATCH (34%)

A school's overall score represents its combined performance on the Achievement, Progress, Climate, and College & Career (for high schools only) domains.



### Achievement: INTERVENE (7%)

The Achievement domain measures performance on standardized assessments, including PSSA, Keystone Exams, ACCESS for ELLs, and reading assessments.



### Progress: REINFORCE (65%)

The Progress domain measures growth on standardized assessments and progress towards graduation (for high schools only).



### Climate: INTERVENE (22%)

The Climate domain measures school climate and student and parent/guardian engagement.



## 2016-2017 School Progress Report

### Joseph W. Catharine School

School Code 125  
Sector District  
Address 6600 Chester Ave, 19142  
Phone/Fax 215-400-8150 / 215-400-8151  
Website webgui.phila.k12.pa.us/schools/c/catharine

Report Type Elementary School  
Grades in Report K-5  
Enrollment 567  
Admissions Category Neighborhood  
Turnaround Model N/A

### Performance Tiers

■ INTERVENE (0-24%) ■ WATCH (25-49%) ■ REINFORCE (50-74%) ■ MODEL (75-100%)

2014-15 2015-16 2016-17 3 YEAR AVG

### OVERALL: WATCH (32%)

A school's overall score represents its combined performance on the Achievement, Progress, Climate, and College & Career (for high schools only) domains.




### Achievement: INTERVENE (21%)

The Achievement domain measures performance on standardized assessments, including PSSA, Keystone Exams, ACCESS for ELLs, and reading assessments.



### Progress: WATCH (26%)

The Progress domain measures growth on standardized assessments and progress towards graduation (for high schools only).



### Climate: REINFORCE (51%)

The Climate domain measures school climate and student and parent/guardian engagement.



## 2016-2017 School Progress Report

### Julia W. Howe School

School Code 732  
Sector District  
Address 5800 N 13th St, 19141  
Phone/Fax 215-400-3650 / 215-400-3651  
Website webgui.phila.k12.pa.us/schools/h/howe

Report Type Elementary School  
Grades in Report K-5  
Enrollment 244  
Admissions Category Neighborhood  
Turnaround Model N/A

### Performance Tiers

■ INTERVENE (0-24%) ■ WATCH (25-49%) ■ REINFORCE (50-74%) ■ MODEL (75-100%)

2014-15 2015-16 2016-17 3 YEAR AVG

### OVERALL: WATCH (31%)

A school's overall score represents its combined performance on the Achievement, Progress, Climate, and College & Career (for high schools only) domains.




### Achievement: INTERVENE (8%)

The Achievement domain measures performance on standardized assessments, including PSSA, Keystone Exams, ACCESS for ELLs, and reading assessments.



### Progress: REINFORCE (63%)

The Progress domain measures growth on standardized assessments and progress towards graduation (for high schools only).



### Climate: INTERVENE (22%)

The Climate domain measures school climate and student and parent/guardian engagement.



# Kennedy C. Crossan School

School Code 823  
 Sector District  
 Address 7350 Bingham St, 19111  
 Phone/Fax 215-400-3160 / 215-400-3161  
 Website webgui.phila.k12.pa.us/schools/c/crossan

Report Type Elementary School  
 Grades in Report K-5  
 Enrollment 375  
 Admissions Category Neighborhood  
 Turnaround Model N/A

## Performance Tiers

■ INTERVENE (0-24%) ■ WATCH (25-49%) ■ REINFORCE (50-74%) ■ MODEL (75-100%)

2014-15 2015-16 2016-17 3 YEAR AVG

### OVERALL: WATCH (36%)

A school's overall score represents its combined performance on the Achievement, Progress, Climate, and College & Career (for high schools only) domains.



### Achievement: WATCH (32%)

The Achievement domain measures performance on standardized assessments, including PSSA, Keystone Exams, ACCESS for ELLs, and reading assessments.



### Progress: INTERVENE (10%)

The Progress domain measures growth on standardized assessments and progress towards graduation (for high schools only).



### Climate: REINFORCE (70%)

The Climate domain measures school climate and student and parent/guardian engagement.



## 2016-2017 School Progress Report

### Laura H. Carnell School

School Code 722  
Sector District  
Address 1100 Devereaux Ave, 19111  
Phone/Fax 215-400-3150 / 215-400-3151  
Website <https://philasd.org/carnell>

Report Type Elementary School  
Grades in Report K-5  
Enrollment 973  
Admissions Category Neighborhood  
Turnaround Model School Redesign Initiative

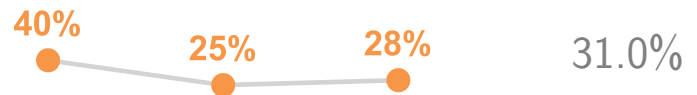
### Performance Tiers

■ INTERVENE (0-24%) ■ WATCH (25-49%) ■ REINFORCE (50-74%) ■ MODEL (75-100%)

2014-15 2015-16 2016-17 3 YEAR AVG

### OVERALL: WATCH (28%)

A school's overall score represents its combined performance on the Achievement, Progress, Climate, and College & Career (for high schools only) domains.



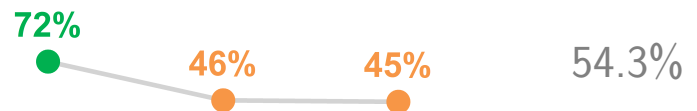
### Achievement: INTERVENE (8%)

The Achievement domain measures performance on standardized assessments, including PSSA, Keystone Exams, ACCESS for ELLs, and reading assessments.




### Progress: WATCH (45%)

The Progress domain measures growth on standardized assessments and progress towards graduation (for high schools only).



### Climate: WATCH (27%)

The Climate domain measures school climate and student and parent/guardian engagement.



## 2016-2017 School Progress Report

### Lewis Elkin School

School Code 526  
Sector District  
Address 3199 D St, 19134  
Phone/Fax 215-400-7140 / 215-400-7141  
Website <https://philasd.org/elkin>

Report Type Elementary School  
Grades in Report K-4  
Enrollment 866  
Admissions Category Neighborhood  
Turnaround Model N/A

### Performance Tiers

■ INTERVENE (0-24%) ■ WATCH (25-49%) ■ REINFORCE (50-74%) ■ MODEL (75-100%)

2014-15 2015-16 2016-17 3 YEAR AVG

### OVERALL: INTERVENE (22%)

A school's overall score represents its combined performance on the Achievement, Progress, Climate, and College & Career (for high schools only) domains.



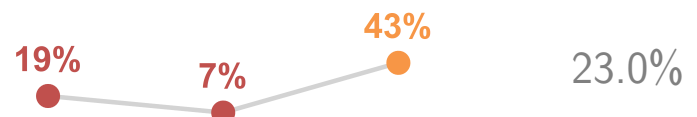
### Achievement: INTERVENE (2%)

The Achievement domain measures performance on standardized assessments, including PSSA, Keystone Exams, ACCESS for ELLs, and reading assessments.



### Progress: WATCH (43%)

The Progress domain measures growth on standardized assessments and progress towards graduation (for high schools only).



### Climate: INTERVENE (15%)

The Climate domain measures school climate and student and parent/guardian engagement.



## MaST Community Charter School II

School Code X40  
Sector Charter  
Address 6238 Rising Sun Ave, 19111  
Phone/Fax 215-398-7960 / N/A  
Website [www.mastccs.org/mast2](http://www.mastccs.org/mast2)

Report Type Elementary School  
Grades in Report K-3  
Enrollment 394  
Admissions Category Citywide  
Turnaround Model N/A

### Performance Tiers

■ INTERVENE (0-24%) ■ WATCH (25-49%) ■ REINFORCE (50-74%) ■ MODEL (75-100%)

2014-15 2015-16 2016-17 3 YEAR AVG

### OVERALL: MODEL (75%)

A school's overall score represents its combined performance on the Achievement, Progress, Climate, and College & Career (for high schools only) domains.

75%  
●

N/A

### Achievement: REINFORCE (56%)

The Achievement domain measures performance on standardized assessments, including PSSA, Keystone Exams, ACCESS for ELLs, and reading assessments.

56%  
●

N/A

### Progress: INSUFFICIENT DATA

The Progress domain measures growth on standardized assessments and progress towards graduation (for high schools only).

N/A

### Climate: MODEL (93%)

The Climate domain measures school climate and student and parent/guardian engagement.

93%  
●

N/A



# Mastery Charter School at Clymer

School Code X15  
 Sector Charter  
 Address 1201 W Rush St, 19133  
 Phone/Fax 215-223-2243 / N/A  
 Website [www.masterycharter.org/school/clymer-elementary/](http://www.masterycharter.org/school/clymer-elementary/)

Report Type Elementary School  
 Grades in Report K-6  
 Enrollment 542  
 Admissions Category Neighborhood  
 Turnaround Model Renaissance Charter

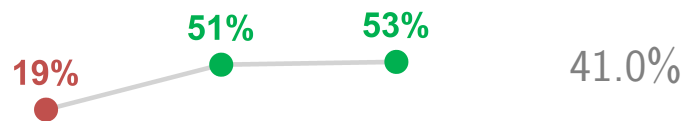
## Performance Tiers

■ INTERVENE (0-24%) ■ WATCH (25-49%) ■ REINFORCE (50-74%) ■ MODEL (75-100%)

2014-15 2015-16 2016-17 3 YEAR AVG

## OVERALL: REINFORCE (53%)

A school's overall score represents its combined performance on the Achievement, Progress, Climate, and College & Career (for high schools only) domains.



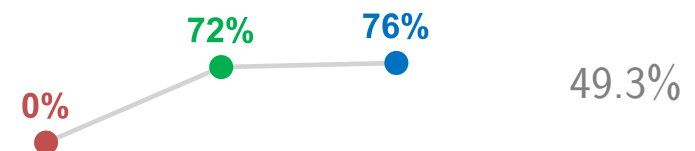
## Achievement: INTERVENE (17%)

The Achievement domain measures performance on standardized assessments, including PSSA, Keystone Exams, ACCESS for ELLs, and reading assessments.



## Progress: MODEL (76%)

The Progress domain measures growth on standardized assessments and progress towards graduation (for high schools only).



## Climate: REINFORCE (58%)

The Climate domain measures school climate and student and parent/guardian engagement.



# Mastery Charter School at Mann

School Code X08  
 Sector Charter  
 Address 5376 W Berks St, 19131  
 Phone/Fax 215-581-5516 / N/A  
 Website [www.masterycharter.org/school/mann-elementary/](http://www.masterycharter.org/school/mann-elementary/)

Report Type Elementary School  
 Grades in Report K-6  
 Enrollment 550  
 Admissions Category Neighborhood  
 Turnaround Model Renaissance Charter

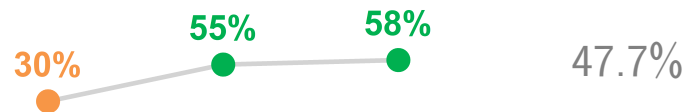
## Performance Tiers

■ INTERVENE (0-24%) ■ WATCH (25-49%) ■ REINFORCE (50-74%) ■ MODEL (75-100%)

2014-15 2015-16 2016-17 3 YEAR AVG

## OVERALL: REINFORCE (58%)

A school's overall score represents its combined performance on the Achievement, Progress, Climate, and College & Career (for high schools only) domains.



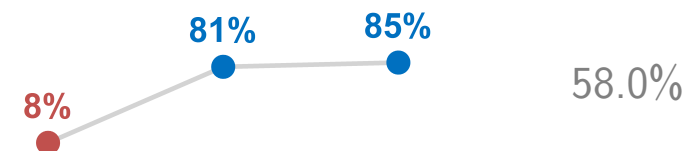
## Achievement: WATCH (35%)

The Achievement domain measures performance on standardized assessments, including PSSA, Keystone Exams, ACCESS for ELLs, and reading assessments.



## Progress: MODEL (85%)

The Progress domain measures growth on standardized assessments and progress towards graduation (for high schools only).



## Climate: WATCH (48%)

The Climate domain measures school climate and student and parent/guardian engagement.



# Mastery Charter School at Smedley

School Code X09  
 Sector Charter  
 Address 1790 Bridge St, 19124  
 Phone/Fax 215-537-2523 / N/A  
 Website [www.masterycharter.org/school/smedley-elementary/](http://www.masterycharter.org/school/smedley-elementary/)

Report Type Elementary School  
 Grades in Report K-6  
 Enrollment 778  
 Admissions Category Neighborhood  
 Turnaround Model Renaissance Charter

## Performance Tiers

■ INTERVENE (0-24%) ■ WATCH (25-49%) ■ REINFORCE (50-74%) ■ MODEL (75-100%)

2014-15 2015-16 2016-17 3 YEAR AVG

### OVERALL: WATCH (39%)

A school's overall score represents its combined performance on the Achievement, Progress, Climate, and College & Career (for high schools only) domains.



### Achievement: WATCH (28%)

The Achievement domain measures performance on standardized assessments, including PSSA, Keystone Exams, ACCESS for ELLs, and reading assessments.



### Progress: WATCH (34%)

The Progress domain measures growth on standardized assessments and progress towards graduation (for high schools only).



### Climate: REINFORCE (55%)

The Climate domain measures school climate and student and parent/guardian engagement.



## Mastery Charter School at Wister

School Code X27  
Sector Charter  
Address 67 E Bringhurst St, 19144  
Phone/Fax 215-951-4003 / N/A  
Website [www.masterycharter.org/school/john-wister-elementary/](http://www.masterycharter.org/school/john-wister-elementary/)

Report Type Elementary School  
Grades in Report K-5  
Enrollment 515  
Admissions Category Neighborhood  
Turnaround Model Renaissance Charter

### Performance Tiers

■ INTERVENE (0-24%) ■ WATCH (25-49%) ■ REINFORCE (50-74%) ■ MODEL (75-100%)

2014-15 2015-16 2016-17 3 YEAR AVG

### OVERALL: WATCH (31%)

A school's overall score represents its combined performance on the Achievement, Progress, Climate, and College & Career (for high schools only) domains.

31%



N/A

### Achievement: INTERVENE (7%)

The Achievement domain measures performance on standardized assessments, including PSSA, Keystone Exams, ACCESS for ELLs, and reading assessments.

7%



N/A

### Progress: REINFORCE (51%)

The Progress domain measures growth on standardized assessments and progress towards graduation (for high schools only).

51%



N/A

### Climate: WATCH (27%)

The Climate domain measures school climate and student and parent/guardian engagement.

27%



N/A

# Philadelphia Montessori Charter School

School Code W78  
Sector Charter  
Address 2227 Island Ave, 19142  
Phone/Fax 215-365-4011 / 215-365-4367  
Website [www.philadelphiamentessori.org/](http://www.philadelphiamentessori.org/)

Report Type Elementary School  
Grades in Report K-6  
Enrollment 171  
Admissions Category Citywide  
Turnaround Model N/A

## Performance Tiers

■ INTERVENE (0-24%) ■ WATCH (25-49%) ■ REINFORCE (50-74%) ■ MODEL (75-100%)

2014-15 2015-16 2016-17 3 YEAR AVG


### OVERALL: WATCH (41%)

A school's overall score represents its combined performance on the Achievement, Progress, Climate, and College & Career (for high schools only) domains.



### Achievement: INTERVENE (23%)

The Achievement domain measures performance on standardized assessments, including PSSA, Keystone Exams, ACCESS for ELLs, and reading assessments.



### Progress: INTERVENE (22%)

The Progress domain measures growth on standardized assessments and progress towards graduation (for high schools only).



### Climate: MODEL (76%)

The Climate domain measures school climate and student and parent/guardian engagement.



## 2016-2017 School Progress Report

### Philip H. Sheridan School

School Code 553  
Sector District  
Address 800 E Ontario St, 19134  
Phone/Fax 215-400-7160 / 215-400-7161  
Website webgui.phila.k12.pa.us/schools/s/sheridan

Report Type Elementary School  
Grades in Report K-4  
Enrollment 730  
Admissions Category Neighborhood  
Turnaround Model N/A

### Performance Tiers

■ INTERVENE (0-24%) ■ WATCH (25-49%) ■ REINFORCE (50-74%) ■ MODEL (75-100%)

2014-15 2015-16 2016-17 3 YEAR AVG

### OVERALL: WATCH (25%)

A school's overall score represents its combined performance on the Achievement, Progress, Climate, and College & Career (for high schools only) domains.



### Achievement: INTERVENE (6%)

The Achievement domain measures performance on standardized assessments, including PSSA, Keystone Exams, ACCESS for ELLs, and reading assessments.



### Progress: WATCH (43%)

The Progress domain measures growth on standardized assessments and progress towards graduation (for high schools only).



### Climate: INTERVENE (22%)

The Climate domain measures school climate and student and parent/guardian engagement.



## 2016-2017 School Progress Report

### Prince Hall School

School Code 749  
Sector District  
Address 6101 N Gratz St, 19141  
Phone/Fax 215-400-3690 / 215-400-3691  
Website [webgui.phila.k12.pa.us/schools/p/princehall](http://webgui.phila.k12.pa.us/schools/p/princehall)

Report Type Elementary School  
Grades in Report K-5  
Enrollment 574  
Admissions Category Neighborhood  
Turnaround Model N/A

### Performance Tiers

■ INTERVENE (0-24%) ■ WATCH (25-49%) ■ REINFORCE (50-74%) ■ MODEL (75-100%)

2014-15 2015-16 2016-17 3 YEAR AVG

### OVERALL: WATCH (30%)

A school's overall score represents its combined performance on the Achievement, Progress, Climate, and College & Career (for high schools only) domains.



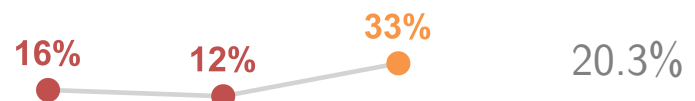
### Achievement: INTERVENE (15%)

The Achievement domain measures performance on standardized assessments, including PSSA, Keystone Exams, ACCESS for ELLs, and reading assessments.



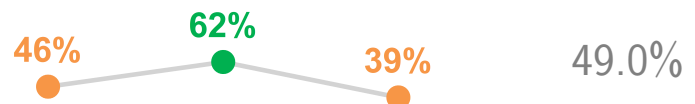
### Progress: WATCH (33%)

The Progress domain measures growth on standardized assessments and progress towards graduation (for high schools only).



### Climate: WATCH (39%)

The Climate domain measures school climate and student and parent/guardian engagement.



## 2016-2017 School Progress Report

### Rhawnhurst School

School Code 836  
Sector District  
Address 7809 Castor Ave, 19152  
Phone/Fax 215-400-3220 / 215-400-3221  
Website webgui.phila.k12.pa.us/schools/r/rhawnhurst

Report Type Elementary School  
Grades in Report K-5  
Enrollment 607  
Admissions Category Neighborhood  
Turnaround Model N/A

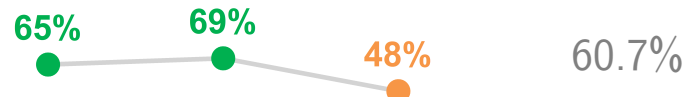
### Performance Tiers

■ INTERVENE (0-24%) ■ WATCH (25-49%) ■ REINFORCE (50-74%) ■ MODEL (75-100%)

2014-15 2015-16 2016-17 3 YEAR AVG

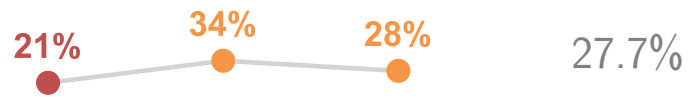
### OVERALL: WATCH (48%)

A school's overall score represents its combined performance on the Achievement, Progress, Climate, and College & Career (for high schools only) domains.



### Achievement: WATCH (28%)

The Achievement domain measures performance on standardized assessments, including PSSA, Keystone Exams, ACCESS for ELLs, and reading assessments.



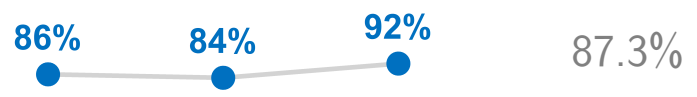
### Progress: WATCH (28%)

The Progress domain measures growth on standardized assessments and progress towards graduation (for high schools only).



### Climate: MODEL (92%)

The Climate domain measures school climate and student and parent/guardian engagement.





## 2016-2017 School Progress Report

### Richard R. Wright School

School Code 447  
Sector District  
Address 2700 W Dauphin St, 19132  
Phone/Fax 215-400-7030 / 215-400-7031  
Website webgui.phila.k12.pa.us/schools/w/wright

Report Type Elementary School  
Grades in Report K-5  
Enrollment 355  
Admissions Category Neighborhood  
Turnaround Model N/A

#### Performance Tiers

■ INTERVENE (0-24%) ■ WATCH (25-49%) ■ REINFORCE (50-74%) ■ MODEL (75-100%)

2014-15 2015-16 2016-17 3 YEAR AVG

#### OVERALL: WATCH (34%)

A school's overall score represents its combined performance on the Achievement, Progress, Climate, and College & Career (for high schools only) domains.



#### Achievement: INTERVENE (10%)

The Achievement domain measures performance on standardized assessments, including PSSA, Keystone Exams, ACCESS for ELLs, and reading assessments.



#### Progress: MODEL (78%)

The Progress domain measures growth on standardized assessments and progress towards graduation (for high schools only).



#### Climate: INTERVENE (14%)

The Climate domain measures school climate and student and parent/guardian engagement.



## 2016-2017 School Progress Report

### Richmond School

School Code 540  
Sector District  
Address 2944 Belgrade St, 19134  
Phone/Fax 215-400-7150 / 215-400-7151  
Website [webgui.phila.k12.pa.us/schools/r/richmond](http://webgui.phila.k12.pa.us/schools/r/richmond)

Report Type Elementary School  
Grades in Report K-5  
Enrollment 673  
Admissions Category Neighborhood  
Turnaround Model N/A

### Performance Tiers

■ INTERVENE (0-24%) ■ WATCH (25-49%) ■ REINFORCE (50-74%) ■ MODEL (75-100%)

2014-15 2015-16 2016-17 3 YEAR AVG

### OVERALL: INTERVENE (22%)

A school's overall score represents its combined performance on the Achievement, Progress, Climate, and College & Career (for high schools only) domains.



### Achievement: INTERVENE (20%)

The Achievement domain measures performance on standardized assessments, including PSSA, Keystone Exams, ACCESS for ELLs, and reading assessments.



### Progress: INTERVENE (14%)

The Progress domain measures growth on standardized assessments and progress towards graduation (for high schools only).



### Climate: WATCH (34%)

The Climate domain measures school climate and student and parent/guardian engagement.



## 2016-2017 School Progress Report

### Robert B. Pollock School

School Code 841  
Sector District  
Address 2875 Welsh Rd, 19152  
Phone/Fax 215-400-3210 / 215-400-3211  
Website [webgui.phila.k12.pa.us/schools/p/pollock](http://webgui.phila.k12.pa.us/schools/p/pollock)

Report Type Elementary School  
Grades in Report K-6  
Enrollment 663  
Admissions Category Neighborhood  
Turnaround Model N/A

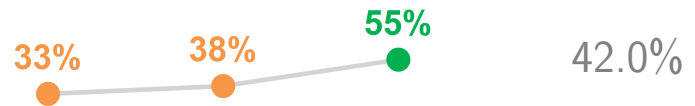
### Performance Tiers

■ INTERVENE (0-24%) ■ WATCH (25-49%) ■ REINFORCE (50-74%) ■ MODEL (75-100%)

2014-15 2015-16 2016-17 3 YEAR AVG

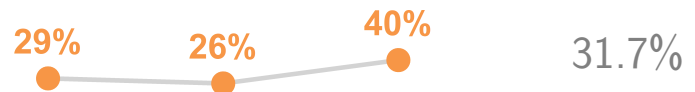
### OVERALL: REINFORCE (55%)

A school's overall score represents its combined performance on the Achievement, Progress, Climate, and College & Career (for high schools only) domains.



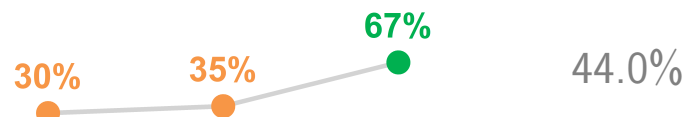
### Achievement: WATCH (40%)

The Achievement domain measures performance on standardized assessments, including PSSA, Keystone Exams, ACCESS for ELLs, and reading assessments.



### Progress: REINFORCE (67%)

The Progress domain measures growth on standardized assessments and progress towards graduation (for high schools only).



### Climate: REINFORCE (53%)

The Climate domain measures school climate and student and parent/guardian engagement.



## 2016-2017 School Progress Report

### Russell Byers Charter School

School Code W60  
Sector Charter  
Address 1911 Arch St, 19103  
Phone/Fax 215-972-1700 / 215-972-1701  
Website [www.byersschool.org/](http://www.byersschool.org/)

Report Type Elementary School  
Grades in Report K-6  
Enrollment 485  
Admissions Category Citywide  
Turnaround Model N/A

#### Performance Tiers

■ INTERVENE (0-24%) ■ WATCH (25-49%) ■ REINFORCE (50-74%) ■ MODEL (75-100%)

2014-15 2015-16 2016-17 3 YEAR AVG

#### OVERALL: WATCH (38%)

A school's overall score represents its combined performance on the Achievement, Progress, Climate, and College & Career (for high schools only) domains.



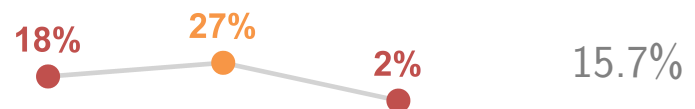
#### Achievement: WATCH (37%)

The Achievement domain measures performance on standardized assessments, including PSSA, Keystone Exams, ACCESS for ELLs, and reading assessments.



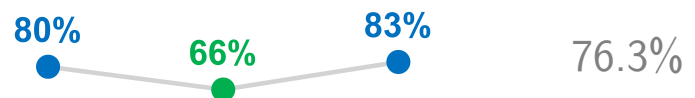
#### Progress: INTERVENE (2%)

The Progress domain measures growth on standardized assessments and progress towards graduation (for high schools only).



#### Climate: MODEL (83%)

The Climate domain measures school climate and student and parent/guardian engagement.



## 2016-2017 School Progress Report

### Samuel Pennypacker School

School Code 635  
Sector District  
Address 1858 E Washington Ln, 19138  
Phone/Fax 215-400-3510 / 215-400-3511  
Website <https://philasd.org/pennypacker>

Report Type Elementary School  
Grades in Report K-6  
Enrollment 395  
Admissions Category Neighborhood  
Turnaround Model N/A

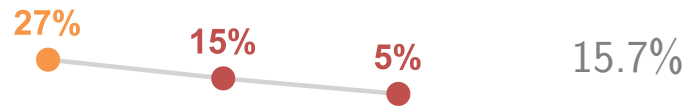
#### Performance Tiers

■ INTERVENE (0-24%) ■ WATCH (25-49%) ■ REINFORCE (50-74%) ■ MODEL (75-100%)

2014-15 2015-16 2016-17 3 YEAR AVG

#### OVERALL: INTERVENE (5%)

A school's overall score represents its combined performance on the Achievement, Progress, Climate, and College & Career (for high schools only) domains.



#### Achievement: INTERVENE (10%)

The Achievement domain measures performance on standardized assessments, including PSSA, Keystone Exams, ACCESS for ELLs, and reading assessments.



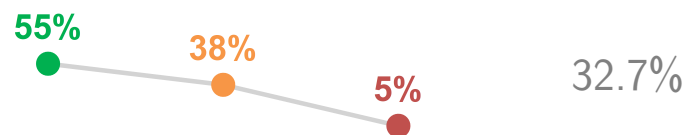
#### Progress: INTERVENE (3%)

The Progress domain measures growth on standardized assessments and progress towards graduation (for high schools only).



#### Climate: INTERVENE (5%)

The Climate domain measures school climate and student and parent/guardian engagement.



## 2016-2017 School Progress Report

### Samuel Powel School

School Code 139  
Sector District  
Address 301 N 36th St, 19104  
Phone/Fax 215-400-7740 / 215-400-7741  
Website webgui.phila.k12.pa.us/schools/p/powel

Report Type Elementary School  
Grades in Report K-4  
Enrollment 284  
Admissions Category Neighborhood  
Turnaround Model N/A

### Performance Tiers

■ INTERVENE (0-24%) ■ WATCH (25-49%) ■ REINFORCE (50-74%) ■ MODEL (75-100%)

2014-15 2015-16 2016-17 3 YEAR AVG

### OVERALL: WATCH (43%)

A school's overall score represents its combined performance on the Achievement, Progress, Climate, and College & Career (for high schools only) domains.



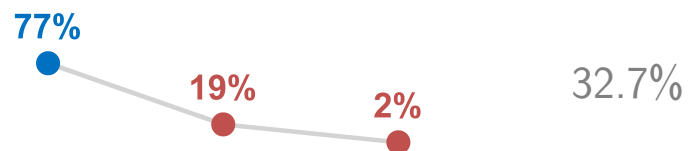
### Achievement: WATCH (39%)

The Achievement domain measures performance on standardized assessments, including PSSA, Keystone Exams, ACCESS for ELLs, and reading assessments.



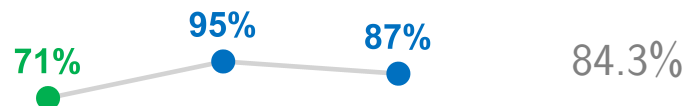
### Progress: INTERVENE (2%)

The Progress domain measures growth on standardized assessments and progress towards graduation (for high schools only).



### Climate: MODEL (87%)

The Climate domain measures school climate and student and parent/guardian engagement.



# Solomon Solis-Cohen School

School Code 834  
 Sector District  
 Address 7001 Horrocks St, 19149  
 Phone/Fax 215-400-3250 / 215-400-3251  
 Website webgui.phila.k12.pa.us/schools/s/solis-cohen

Report Type Elementary School  
 Grades in Report K-5  
 Enrollment 1,221  
 Admissions Category Neighborhood  
 Turnaround Model N/A

## Performance Tiers

■ INTERVENE (0-24%) ■ WATCH (25-49%) ■ REINFORCE (50-74%) ■ MODEL (75-100%)

2014-15 2015-16 2016-17 3 YEAR AVG

### OVERALL: WATCH (37%)

A school's overall score represents its combined performance on the Achievement, Progress, Climate, and College & Career (for high schools only) domains.



### Achievement: INTERVENE (21%)

The Achievement domain measures performance on standardized assessments, including PSSA, Keystone Exams, ACCESS for ELLs, and reading assessments.



### Progress: WATCH (27%)

The Progress domain measures growth on standardized assessments and progress towards graduation (for high schools only).



### Climate: REINFORCE (66%)

The Climate domain measures school climate and student and parent/guardian engagement.



## 2016-2017 School Progress Report

### Stephen Girard School

School Code 232  
Sector District  
Address 1800 Snyder Ave, 19145  
Phone/Fax 215-400-8180 / 215-400-8181  
Website <https://philasd.org/girard>

Report Type Elementary School  
Grades in Report K-4  
Enrollment 605  
Admissions Category Neighborhood  
Turnaround Model N/A

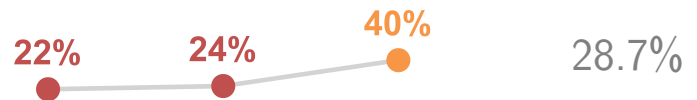
### Performance Tiers

■ INTERVENE (0-24%) ■ WATCH (25-49%) ■ REINFORCE (50-74%) ■ MODEL (75-100%)

2014-15 2015-16 2016-17 3 YEAR AVG

### OVERALL: WATCH (40%)

A school's overall score represents its combined performance on the Achievement, Progress, Climate, and College & Career (for high schools only) domains.



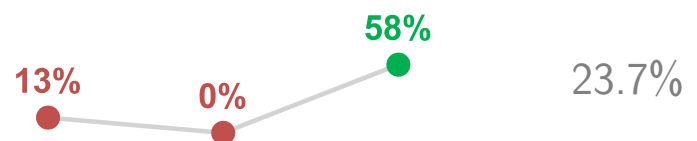
### Achievement: INTERVENE (16%)

The Achievement domain measures performance on standardized assessments, including PSSA, Keystone Exams, ACCESS for ELLs, and reading assessments.



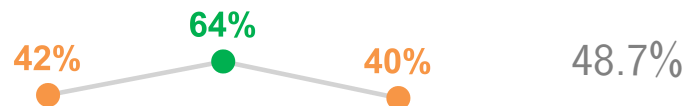
### Progress: REINFORCE (58%)

The Progress domain measures growth on standardized assessments and progress towards graduation (for high schools only).



### Climate: WATCH (40%)

The Climate domain measures school climate and student and parent/guardian engagement.





## 2016-2017 School Progress Report

### Thomas G. Morton School

School Code 138  
Sector District  
Address 2501 S 63rd St, 19142  
Phone/Fax 215-400-8160 / 215-400-8161  
Website webgui.phila.k12.pa.us/schools/m/morton

Report Type Elementary School  
Grades in Report K-5  
Enrollment 633  
Admissions Category Neighborhood  
Turnaround Model N/A

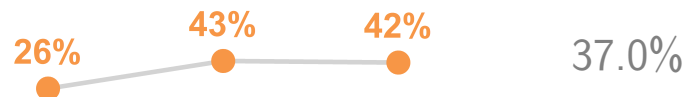
#### Performance Tiers

■ INTERVENE (0-24%) ■ WATCH (25-49%) ■ REINFORCE (50-74%) ■ MODEL (75-100%)

2014-15 2015-16 2016-17 3 YEAR AVG

#### OVERALL: WATCH (42%)

A school's overall score represents its combined performance on the Achievement, Progress, Climate, and College & Career (for high schools only) domains.



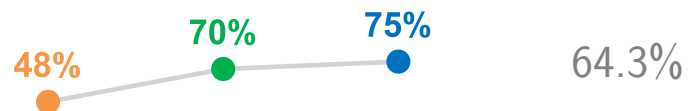
#### Achievement: INTERVENE (10%)

The Achievement domain measures performance on standardized assessments, including PSSA, Keystone Exams, ACCESS for ELLs, and reading assessments.




#### Progress: MODEL (75%)

The Progress domain measures growth on standardized assessments and progress towards graduation (for high schools only).



#### Climate: WATCH (34%)

The Climate domain measures school climate and student and parent/guardian engagement.



## Thomas Holme School

School Code 827  
 Sector District  
 Address 9125 Academy Rd, 19114  
 Phone/Fax 215-400-3130 / 215-400-3131  
 Website webgui.phila.k12.pa.us/schools/h/holme

Report Type Elementary School  
 Grades in Report K-6  
 Enrollment 570  
 Admissions Category Neighborhood  
 Turnaround Model N/A

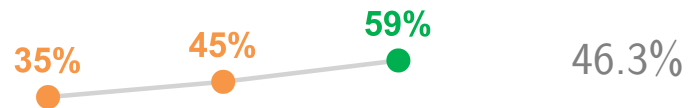
### Performance Tiers

■ INTERVENE (0-24%) ■ WATCH (25-49%) ■ REINFORCE (50-74%) ■ MODEL (75-100%)

2014-15 2015-16 2016-17 3 YEAR AVG


### OVERALL: REINFORCE (59%)

A school's overall score represents its combined performance on the Achievement, Progress, Climate, and College & Career (for high schools only) domains.



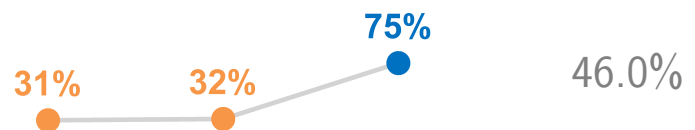
### Achievement: WATCH (42%)

The Achievement domain measures performance on standardized assessments, including PSSA, Keystone Exams, ACCESS for ELLs, and reading assessments.



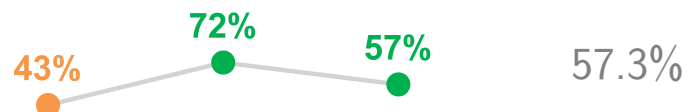
### Progress: MODEL (75%)

The Progress domain measures growth on standardized assessments and progress towards graduation (for high schools only).



### Climate: REINFORCE (57%)

The Climate domain measures school climate and student and parent/guardian engagement.



## 2016-2017 School Progress Report

### Thomas M. Peirce School

School Code 438  
Sector District  
Address 2300 W Cambria St, 19132  
Phone/Fax 215-400-7020 / 215-400-7021  
Website <https://philasd.org/tmpeirce>

Report Type Elementary School  
Grades in Report K-6  
Enrollment 475  
Admissions Category Neighborhood  
Turnaround Model N/A

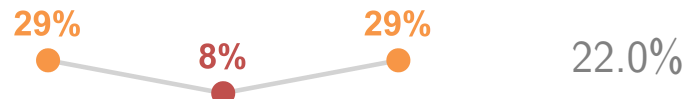
### Performance Tiers

■ INTERVENE (0-24%) ■ WATCH (25-49%) ■ REINFORCE (50-74%) ■ MODEL (75-100%)

2014-15 2015-16 2016-17 3 YEAR AVG

### OVERALL: WATCH (29%)

A school's overall score represents its combined performance on the Achievement, Progress, Climate, and College & Career (for high schools only) domains.



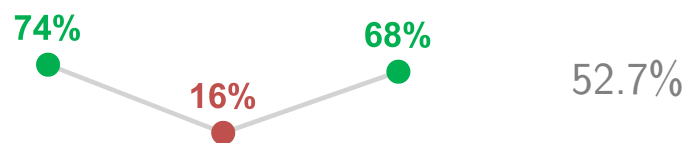
### Achievement: INTERVENE (6%)

The Achievement domain measures performance on standardized assessments, including PSSA, Keystone Exams, ACCESS for ELLs, and reading assessments.



### Progress: REINFORCE (68%)

The Progress domain measures growth on standardized assessments and progress towards graduation (for high schools only).



### Climate: INTERVENE (3%)

The Climate domain measures school climate and student and parent/guardian engagement.



## Universal Charter School at Bluford

School Code X10  
 Sector Charter  
 Address 5720 Media St, 19131  
 Phone/Fax 215-581-5502 / N/A  
 Website [www.universalfamilyofschools.org/our-schools/universal-bluford-charter-school/](http://www.universalfamilyofschools.org/our-schools/universal-bluford-charter-school/)

Report Type Elementary School  
 Grades in Report K-6  
 Enrollment 534  
 Admissions Category Neighborhood  
 Turnaround Model Renaissance Charter

### Performance Tiers

■ INTERVENE (0-24%) ■ WATCH (25-49%) ■ REINFORCE (50-74%) ■ MODEL (75-100%)

2014-15 2015-16 2016-17 3 YEAR AVG

### OVERALL: REINFORCE (71%)

A school's overall score represents its combined performance on the Achievement, Progress, Climate, and College & Career (for high schools only) domains.



### Achievement: INTERVENE (20%)

The Achievement domain measures performance on standardized assessments, including PSSA, Keystone Exams, ACCESS for ELLs, and reading assessments.



### Progress: MODEL (97%)

The Progress domain measures growth on standardized assessments and progress towards graduation (for high schools only).



### Climate: MODEL (87%)

The Climate domain measures school climate and student and parent/guardian engagement.



## Watson Comly School

School Code 837  
 Sector District  
 Address 1001 Byberry Rd, 19116  
 Phone/Fax 215-400-3010 / 215-400-3011  
 Website webgui.phila.k12.pa.us/schools/c/comly

Report Type Elementary School  
 Grades in Report K-5  
 Enrollment 491  
 Admissions Category Neighborhood  
 Turnaround Model N/A

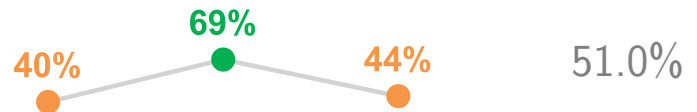
### Performance Tiers

■ INTERVENE (0-24%) ■ WATCH (25-49%) ■ REINFORCE (50-74%) ■ MODEL (75-100%)

2014-15 2015-16 2016-17 3 YEAR AVG

### OVERALL: WATCH (44%)

A school's overall score represents its combined performance on the Achievement, Progress, Climate, and College & Career (for high schools only) domains.



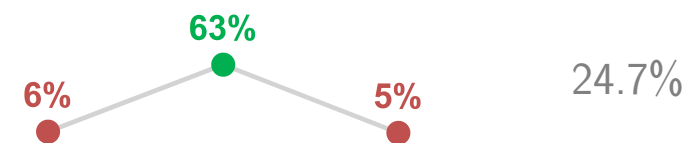
### Achievement: REINFORCE (55%)

The Achievement domain measures performance on standardized assessments, including PSSA, Keystone Exams, ACCESS for ELLs, and reading assessments.



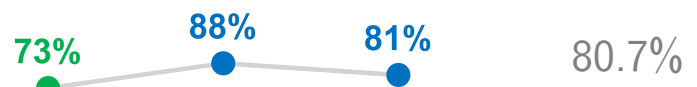
### Progress: INTERVENE (5%)

The Progress domain measures growth on standardized assessments and progress towards graduation (for high schools only).



### Climate: MODEL (81%)

The Climate domain measures school climate and student and parent/guardian engagement.



# William Cramp School

School Code 547  
 Sector District  
 Address 3449 N Mascher St, 19140  
 Phone/Fax 215-400-3860 / 215-400-3861  
 Website webgui.phila.k12.pa.us/schools/c/cramp

Report Type Elementary School  
 Grades in Report K-5  
 Enrollment 515  
 Admissions Category Neighborhood  
 Turnaround Model N/A


## Performance Tiers

■ INTERVENE (0-24%) ■ WATCH (25-49%) ■ REINFORCE (50-74%) ■ MODEL (75-100%)

2014-15 2015-16 2016-17 3 YEAR AVG

### OVERALL: WATCH (41%)

A school's overall score represents its combined performance on the Achievement, Progress, Climate, and College & Career (for high schools only) domains.



### Achievement: INTERVENE (4%)

The Achievement domain measures performance on standardized assessments, including PSSA, Keystone Exams, ACCESS for ELLs, and reading assessments.



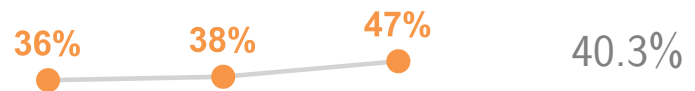
### Progress: REINFORCE (67%)

The Progress domain measures growth on standardized assessments and progress towards graduation (for high schools only).



### Climate: WATCH (47%)

The Climate domain measures school climate and student and parent/guardian engagement.



## 2016-2017 School Progress Report

### William H. Loesche School

School Code 844  
Sector District  
Address 595 Tomlinson Rd, 19116  
Phone/Fax 215-400-3020 / 215-400-3021  
Website webgui.phila.k12.pa.us/schools/l/loesche

Report Type Elementary School  
Grades in Report K-5  
Enrollment 769  
Admissions Category Neighborhood  
Turnaround Model N/A

#### Performance Tiers

■ INTERVENE (0-24%) ■ WATCH (25-49%) ■ REINFORCE (50-74%) ■ MODEL (75-100%)

2014-15 2015-16 2016-17 3 YEAR AVG

#### OVERALL: REINFORCE (67%)

A school's overall score represents its combined performance on the Achievement, Progress, Climate, and College & Career (for high schools only) domains.



#### Achievement: REINFORCE (57%)

The Achievement domain measures performance on standardized assessments, including PSSA, Keystone Exams, ACCESS for ELLs, and reading assessments.



#### Progress: REINFORCE (62%)

The Progress domain measures growth on standardized assessments and progress towards graduation (for high schools only).



#### Climate: MODEL (82%)

The Climate domain measures school climate and student and parent/guardian engagement.



## 2016-2017 School Progress Report

### William Rowen School

School Code 753  
Sector District  
Address 6841 N 19th St, 19126  
Phone/Fax 215-400-3550 / 215-400-3551  
Website webgui.phila.k12.pa.us/schools/r/rowen

Report Type Elementary School  
Grades in Report K-5  
Enrollment 495  
Admissions Category Neighborhood  
Turnaround Model N/A

### Performance Tiers

■ INTERVENE (0-24%) ■ WATCH (25-49%) ■ REINFORCE (50-74%) ■ MODEL (75-100%)

2014-15 2015-16 2016-17 3 YEAR AVG

### OVERALL: INTERVENE (23%)

A school's overall score represents its combined performance on the Achievement, Progress, Climate, and College & Career (for high schools only) domains.



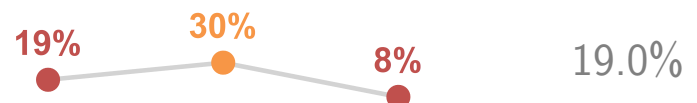
### Achievement: INTERVENE (19%)

The Achievement domain measures performance on standardized assessments, including PSSA, Keystone Exams, ACCESS for ELLs, and reading assessments.



### Progress: INTERVENE (8%)

The Progress domain measures growth on standardized assessments and progress towards graduation (for high schools only).



### Climate: WATCH (46%)

The Climate domain measures school climate and student and parent/guardian engagement.

