

A. Philip Randolph Career and Technical High School

School Code 609
Sector District
Address 3101 Henry Ave, 19129
Phone/Fax 215-400-3840 / 215-400-3841
Website webgui.phila.k12.pa.us/schools/r/randolph

Report Type High School
Grades in Report 9-12
Enrollment 518
Admissions Category Citywide
Turnaround Model N/A

Performance Tiers

■ INTERVENE (0-24%) ■ WATCH (25-49%) ■ REINFORCE (50-74%) ■ MODEL (75-100%)

2014-15 2015-16 2016-17 3 YEAR AVG

OVERALL: WATCH (26%)

A school's overall score represents its combined performance on the Achievement, Progress, Climate, and College & Career (for high schools only) domains.



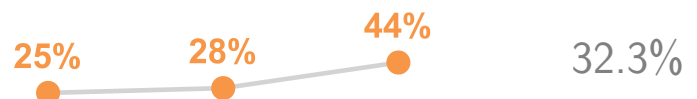
Achievement: INTERVENE (1%)

The Achievement domain measures performance on standardized assessments, including PSSA, Keystone Exams, ACCESS for ELLs, and reading assessments.



Progress: WATCH (44%)

The Progress domain measures growth on standardized assessments and progress towards graduation (for high schools only).




Climate: INTERVENE (20%)

The Climate domain measures school climate and student and parent/guardian engagement.



College & Career: WATCH (37%)

The College & Career domain measures college and career readiness and post-secondary outcomes.



2016-2017 School Progress Report

Abraham Lincoln High School

School Code 801
Sector District
Address 3201 Ryan Ave, 19136
Phone/Fax 215-400-3300 / 215-400-3301
Website webgui.phila.k12.pa.us/schools/l/lincoln

Report Type High School
Grades in Report 9-12
Enrollment 1,527
Admissions Category Neighborhood
Turnaround Model N/A

Performance Tiers

■ INTERVENE (0-24%) ■ WATCH (25-49%) ■ REINFORCE (50-74%) ■ MODEL (75-100%)

2014-15 2015-16 2016-17 3 YEAR AVG

OVERALL: INTERVENE (11%)

A school's overall score represents its combined performance on the Achievement, Progress, Climate, and College & Career (for high schools only) domains.



Achievement: INTERVENE (1%)

The Achievement domain measures performance on standardized assessments, including PSSA, Keystone Exams, ACCESS for ELLs, and reading assessments.



Progress: INTERVENE (18%)

The Progress domain measures growth on standardized assessments and progress towards graduation (for high schools only).



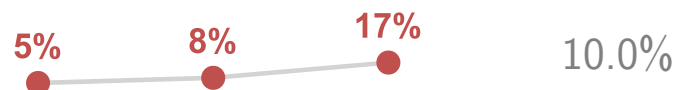
Climate: INTERVENE (9%)

The Climate domain measures school climate and student and parent/guardian engagement.



College & Career: INTERVENE (17%)

The College & Career domain measures college and career readiness and post-secondary outcomes.



Academy at Palumbo

School Code 262
 Sector District
 Address 1100 Catharine St, 19147
 Phone/Fax 215-400-8130 / 215-400-8131
 Website <https://philasd.org/palumbo>

Report Type High School
 Grades in Report 9-12
 Enrollment 903
 Admissions Category Special Admit
 Turnaround Model N/A

Performance Tiers

■ INTERVENE (0-24%) ■ WATCH (25-49%) ■ REINFORCE (50-74%) ■ MODEL (75-100%)

2014-15 2015-16 2016-17 3 YEAR AVG

OVERALL: REINFORCE (67%)

A school's overall score represents its combined performance on the Achievement, Progress, Climate, and College & Career (for high schools only) domains.



Achievement: REINFORCE (58%)

The Achievement domain measures performance on standardized assessments, including PSSA, Keystone Exams, ACCESS for ELLs, and reading assessments.



Progress: REINFORCE (61%)

The Progress domain measures growth on standardized assessments and progress towards graduation (for high schools only).



Climate: MODEL (83%)

The Climate domain measures school climate and student and parent/guardian engagement.



College & Career: MODEL (82%)

The College & Career domain measures college and career readiness and post-secondary outcomes.



Architecture and Design Charter School

School Code W17
Sector Charter
Address 105 S 7th St, 19106
Phone/Fax 215-351-2900 / 215-351-9458
Website www.chadphila.org/

Report Type High School
Grades in Report 9-12
Enrollment 538
Admissions Category Citywide
Turnaround Model N/A

Performance Tiers

■ INTERVENE (0-24%) ■ WATCH (25-49%) ■ REINFORCE (50-74%) ■ MODEL (75-100%)

2014-15 2015-16 2016-17 3 YEAR AVG

OVERALL: WATCH (26%)

A school's overall score represents its combined performance on the Achievement, Progress, Climate, and College & Career (for high schools only) domains.




Achievement: INTERVENE (0%)

The Achievement domain measures performance on standardized assessments, including PSSA, Keystone Exams, ACCESS for ELLs, and reading assessments.



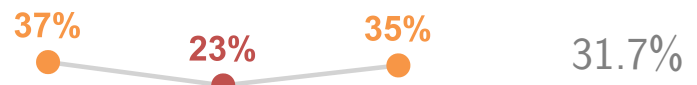
Progress: WATCH (37%)

The Progress domain measures growth on standardized assessments and progress towards graduation (for high schools only).



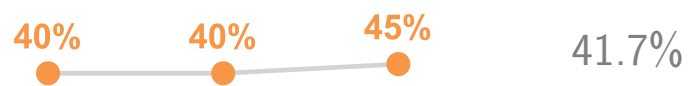
Climate: WATCH (35%)

The Climate domain measures school climate and student and parent/guardian engagement.



College & Career: WATCH (45%)

The College & Career domain measures college and career readiness and post-secondary outcomes.



Arts Academy at Benjamin Rush

School Code 804
Sector District
Address 11081 Knights Rd, 19154
Phone/Fax 215-400-3030 / 215-400-3031
Website <https://rushartsonline.org>

Report Type High School
Grades in Report 9-12
Enrollment 606
Admissions Category Special Admit
Turnaround Model N/A

Performance Tiers

■ INTERVENE (0-24%) ■ WATCH (25-49%) ■ REINFORCE (50-74%) ■ MODEL (75-100%)

2014-15 2015-16 2016-17 3 YEAR AVG

OVERALL: REINFORCE (56%)

A school's overall score represents its combined performance on the Achievement, Progress, Climate, and College & Career (for high schools only) domains.



Achievement: REINFORCE (52%)

The Achievement domain measures performance on standardized assessments, including PSSA, Keystone Exams, ACCESS for ELLs, and reading assessments.



Progress: WATCH (41%)

The Progress domain measures growth on standardized assessments and progress towards graduation (for high schools only).



Climate: MODEL (76%)

The Climate domain measures school climate and student and parent/guardian engagement.



College & Career: MODEL (77%)

The College & Career domain measures college and career readiness and post-secondary outcomes.



Aspira Charter School at Olney

School Code X14
Sector Charter
Address 100 W Duncannon Ave, 19120
Phone/Fax 215-456-3014 / 215-456-3064
Website www.aspirapa.org/olney/

Report Type High School
Grades in Report 9-12
Enrollment 1,790
Admissions Category Neighborhood
Turnaround Model Renaissance Charter

Performance Tiers

■ INTERVENE (0-24%) ■ WATCH (25-49%) ■ REINFORCE (50-74%) ■ MODEL (75-100%)

2014-15 2015-16 2016-17 3 YEAR AVG

OVERALL: INTERVENE (20%)

A school's overall score represents its combined performance on the Achievement, Progress, Climate, and College & Career (for high schools only) domains.




Achievement: INTERVENE (0%)

The Achievement domain measures performance on standardized assessments, including PSSA, Keystone Exams, ACCESS for ELLs, and reading assessments.



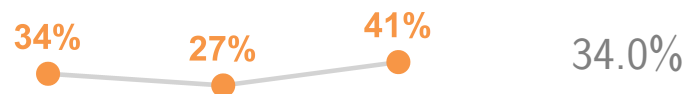
Progress: WATCH (27%)

The Progress domain measures growth on standardized assessments and progress towards graduation (for high schools only).



Climate: WATCH (41%)

The Climate domain measures school climate and student and parent/guardian engagement.



College & Career: INTERVENE (9%)

The College & Career domain measures college and career readiness and post-secondary outcomes.



Benjamin Franklin High School

School Code 201
 Sector District
 Address 550 N Broad St, 19130
 Phone/Fax 215-400-7600 / 215-400-7601
 Website webgui.phila.k12.pa.us/schools/f/benfranklin

Report Type High School
 Grades in Report 9-12
 Enrollment 547
 Admissions Category Neighborhood
 Turnaround Model N/A

Performance Tiers

■ INTERVENE (0-24%) ■ WATCH (25-49%) ■ REINFORCE (50-74%) ■ MODEL (75-100%)

2014-15 2015-16 2016-17 3 YEAR AVG

OVERALL: INTERVENE (4%)

A school's overall score represents its combined performance on the Achievement, Progress, Climate, and College & Career (for high schools only) domains.



Achievement: INTERVENE (1%)

The Achievement domain measures performance on standardized assessments, including PSSA, Keystone Exams, ACCESS for ELLs, and reading assessments.



Progress: INTERVENE (8%)

The Progress domain measures growth on standardized assessments and progress towards graduation (for high schools only).



Climate: INTERVENE (1%)

The Climate domain measures school climate and student and parent/guardian engagement.



College & Career: INTERVENE (1%)

The College & Career domain measures college and career readiness and post-secondary outcomes.



Boys Latin of Philadelphia Charter School

School Code W88
Sector Charter
Address 5501 Cedar Ave, 19143
Phone/Fax 215-387-5149 / 215-387-5159
Website www.boyslatin.org/

Report Type High School
Grades in Report 9-12
Enrollment 445
Admissions Category Citywide
Turnaround Model N/A

Performance Tiers

■ INTERVENE (0-24%) ■ WATCH (25-49%) ■ REINFORCE (50-74%) ■ MODEL (75-100%)

2014-15 2015-16 2016-17 3 YEAR AVG

OVERALL: WATCH (36%)

A school's overall score represents its combined performance on the Achievement, Progress, Climate, and College & Career (for high schools only) domains.



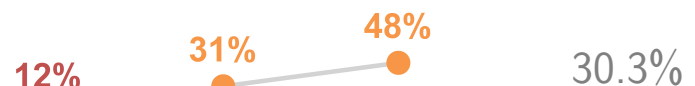
Achievement: INTERVENE (3%)

The Achievement domain measures performance on standardized assessments, including PSSA, Keystone Exams, ACCESS for ELLs, and reading assessments.



Progress: WATCH (48%)

The Progress domain measures growth on standardized assessments and progress towards graduation (for high schools only).



Climate: REINFORCE (67%)

The Climate domain measures school climate and student and parent/guardian engagement.



College & Career: WATCH (26%)

The College & Career domain measures college and career readiness and post-secondary outcomes.



Building 21

School Code 561
 Sector District
 Address 6501 Limekiln Pike, 19138
 Phone/Fax 215-400-7450 / 215-400-7451
 Website webgui.phila.k12.pa.us/schools/b/building-21

Report Type High School
 Grades in Report 9-11
 Enrollment 348
 Admissions Category Citywide
 Turnaround Model N/A

Performance Tiers

■ INTERVENE (0-24%) ■ WATCH (25-49%) ■ REINFORCE (50-74%) ■ MODEL (75-100%)

2014-15 2015-16 2016-17 3 YEAR AVG

OVERALL: INTERVENE (9%)

A school's overall score represents its combined performance on the Achievement, Progress, Climate, and College & Career (for high schools only) domains.



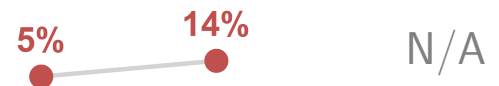
Achievement: INTERVENE (0%)

The Achievement domain measures performance on standardized assessments, including PSSA, Keystone Exams, ACCESS for ELLs, and reading assessments.



Progress: INTERVENE (14%)

The Progress domain measures growth on standardized assessments and progress towards graduation (for high schools only).



Climate: INTERVENE (16%)

The Climate domain measures school climate and student and parent/guardian engagement.



College & Career: INSUFFICIENT DATA

The College & Career domain measures college and career readiness and post-secondary outcomes.

N/A

Central High School

School Code 601
 Sector District
 Address 1700 W Olney Ave, 19141
 Phone/Fax 215-400-3590 / 215-400-3591
 Website www.centralhigh.net

Report Type High School
 Grades in Report 9-12
 Enrollment 2,315
 Admissions Category Special Admit
 Turnaround Model N/A

Performance Tiers

■ INTERVENE (0-24%) ■ WATCH (25-49%) ■ REINFORCE (50-74%) ■ MODEL (75-100%)

2014-15 2015-16 2016-17 3 YEAR AVG

OVERALL: MODEL (91%)

A school's overall score represents its combined performance on the Achievement, Progress, Climate, and College & Career (for high schools only) domains.



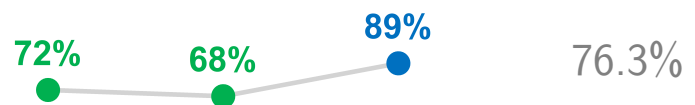
Achievement: MODEL (95%)

The Achievement domain measures performance on standardized assessments, including PSSA, Keystone Exams, ACCESS for ELLs, and reading assessments.



Progress: MODEL (89%)

The Progress domain measures growth on standardized assessments and progress towards graduation (for high schools only).



Climate: MODEL (92%)

The Climate domain measures school climate and student and parent/guardian engagement.



College & Career: MODEL (90%)

The College & Career domain measures college and career readiness and post-secondary outcomes.



Community Academy of Philadelphia Charter School

School Code W01
Sector Charter
Address 1100 E Erie Ave, 19124
Phone/Fax 215-533-6700 / 215-533-6722
Website www.communityacademy.org/

Report Type High School
Grades in Report 9-12
Enrollment 600
Admissions Category Citywide
Turnaround Model N/A

Performance Tiers

■ INTERVENE (0-24%) ■ WATCH (25-49%) ■ REINFORCE (50-74%) ■ MODEL (75-100%)

2014-15 2015-16 2016-17 3 YEAR AVG

OVERALL: REINFORCE (53%)

A school's overall score represents its combined performance on the Achievement, Progress, Climate, and College & Career (for high schools only) domains.



Achievement: INTERVENE (11%)

The Achievement domain measures performance on standardized assessments, including PSSA, Keystone Exams, ACCESS for ELLs, and reading assessments.



Progress: MODEL (81%)

The Progress domain measures growth on standardized assessments and progress towards graduation (for high schools only).



Climate: REINFORCE (66%)

The Climate domain measures school climate and student and parent/guardian engagement.



College & Career: WATCH (45%)

The College & Career domain measures college and career readiness and post-secondary outcomes.



Constitution High School

School Code 267
 Sector District
 Address 18 S 7th St, 19106
 Phone/Fax 215-400-7850 / 215-400-7851
 Website webgui.phila.k12.pa.us/schools/c/constitution

Report Type High School
 Grades in Report 9-12
 Enrollment 372
 Admissions Category Citywide
 Turnaround Model N/A

Performance Tiers

■ INTERVENE (0-24%) ■ WATCH (25-49%) ■ REINFORCE (50-74%) ■ MODEL (75-100%)

2014-15 2015-16 2016-17 3 YEAR AVG

OVERALL: REINFORCE (51%)

A school's overall score represents its combined performance on the Achievement, Progress, Climate, and College & Career (for high schools only) domains.



Achievement: INTERVENE (23%)

The Achievement domain measures performance on standardized assessments, including PSSA, Keystone Exams, ACCESS for ELLs, and reading assessments.



Progress: REINFORCE (73%)

The Progress domain measures growth on standardized assessments and progress towards graduation (for high schools only).



Climate: WATCH (48%)

The Climate domain measures school climate and student and parent/guardian engagement.



College & Career: REINFORCE (65%)

The College & Career domain measures college and career readiness and post-secondary outcomes.



Delaware Valley Charter High School*

School Code	W42	Report Type	High School
Sector	Charter	Grades in Report	9-12
Address	Closed, Closed	Enrollment	655
Phone/Fax	Closed / Closed	Admissions Category	Citywide
Website	Closed	Turnaround Model	N/A

Performance Tiers

■ INTERVENE (0-24%)
 ■ WATCH (25-49%)
 ■ REINFORCE (50-74%)
 ■ MODEL (75-100%)

2014-15 2015-16 2016-17 3 YEAR AVG

OVERALL: INTERVENE (14%)

A school's overall score represents its combined performance on the Achievement, Progress, Climate, and College & Career (for high schools only) domains.



Achievement: INTERVENE (0%)

The Achievement domain measures performance on standardized assessments, including PSSA, Keystone Exams, ACCESS for ELLs, and reading assessments.




Progress: INTERVENE (5%)

The Progress domain measures growth on standardized assessments and progress towards graduation (for high schools only).



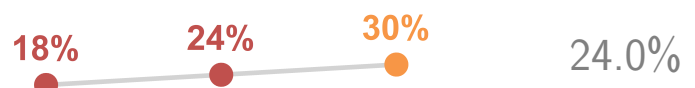
Climate: INSUFFICIENT DATA

The Climate domain measures school climate and student and parent/guardian engagement.



College & Career: WATCH (30%)

The College & Career domain measures college and career readiness and post-secondary outcomes.



*School closed at the end of the 2016-2017 school year.

Eastern University Academy Charter School

School Code W97
Sector Charter
Address 3300 Henry Ave, 19129
Phone/Fax 215-769-3131 / 215-769-3112
Website www.euacademy.org/

Report Type High School
Grades in Report 9-12
Enrollment 239
Admissions Category Citywide
Turnaround Model N/A

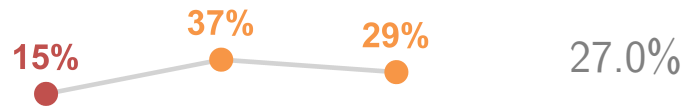
Performance Tiers

■ INTERVENE (0-24%) ■ WATCH (25-49%) ■ REINFORCE (50-74%) ■ MODEL (75-100%)

2014-15 2015-16 2016-17 3 YEAR AVG

OVERALL: WATCH (29%)

A school's overall score represents its combined performance on the Achievement, Progress, Climate, and College & Career (for high schools only) domains.



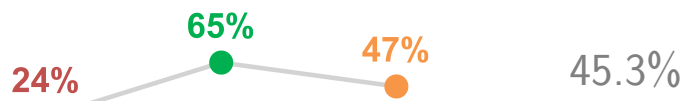
Achievement: INTERVENE (3%)

The Achievement domain measures performance on standardized assessments, including PSSA, Keystone Exams, ACCESS for ELLs, and reading assessments.



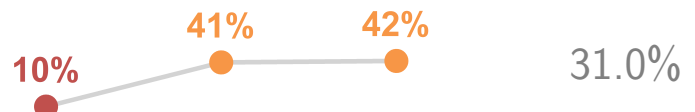
Progress: WATCH (47%)

The Progress domain measures growth on standardized assessments and progress towards graduation (for high schools only).



Climate: WATCH (42%)

The Climate domain measures school climate and student and parent/guardian engagement.



College & Career: INTERVENE (24%)

The College & Career domain measures college and career readiness and post-secondary outcomes.



Esperanza Academy Charter School

School Code W33
 Sector Charter
 Address 301 W Hunting Park Ave, 19140
 Phone/Fax 215-457-3667 / 215-457-4381
 Website <http://esperanzaacademy.org/>

Report Type High School
 Grades in Report 9-12
 Enrollment 768
 Admissions Category Citywide
 Turnaround Model N/A

Performance Tiers

■ INTERVENE (0-24%) ■ WATCH (25-49%) ■ REINFORCE (50-74%) ■ MODEL (75-100%)

2014-15 2015-16 2016-17 3 YEAR AVG

OVERALL: REINFORCE (53%)

A school's overall score represents its combined performance on the Achievement, Progress, Climate, and College & Career (for high schools only) domains.



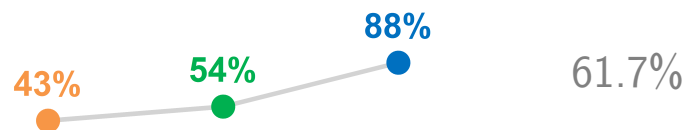
Achievement: INTERVENE (10%)

The Achievement domain measures performance on standardized assessments, including PSSA, Keystone Exams, ACCESS for ELLs, and reading assessments.



Progress: MODEL (88%)

The Progress domain measures growth on standardized assessments and progress towards graduation (for high schools only).



Climate: REINFORCE (53%)

The Climate domain measures school climate and student and parent/guardian engagement.



College & Career: REINFORCE (51%)

The College & Career domain measures college and career readiness and post-secondary outcomes.



First Philadelphia Preparatory Charter School

School Code W64
Sector Charter
Address 4300 Tacony St, 19124
Phone/Fax 215-743-3100 / 215-743-9877
Website <http://ap-schools.org/firstphilaprep.aspx>

Report Type High School
Grades in Report 9-12
Enrollment 328
Admissions Category Citywide With Criteria
Turnaround Model N/A


Performance Tiers

■ INTERVENE (0-24%) ■ WATCH (25-49%) ■ REINFORCE (50-74%) ■ MODEL (75-100%)

2014-15 2015-16 2016-17 3 YEAR AVG

OVERALL: WATCH (25%)

A school's overall score represents its combined performance on the Achievement, Progress, Climate, and College & Career (for high schools only) domains.



Achievement: INTERVENE (2%)

The Achievement domain measures performance on standardized assessments, including PSSA, Keystone Exams, ACCESS for ELLs, and reading assessments.



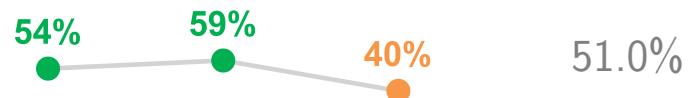
Progress: WATCH (32%)

The Progress domain measures growth on standardized assessments and progress towards graduation (for high schools only).



Climate: WATCH (40%)

The Climate domain measures school climate and student and parent/guardian engagement.



College & Career: WATCH (31%)

The College & Career domain measures college and career readiness and post-secondary outcomes.



Frankford High School

School Code 701
 Sector District
 Address 5000 Oxford Ave, 19124
 Phone/Fax 215-400-7200 / 215-400-7201
 Website <https://philasd.org/frankfordhs>

Report Type High School
 Grades in Report 9-12
 Enrollment 1,088
 Admissions Category Neighborhood
 Turnaround Model N/A

Performance Tiers

■ INTERVENE (0-24%) ■ WATCH (25-49%) ■ REINFORCE (50-74%) ■ MODEL (75-100%)

2014-15 2015-16 2016-17 3 YEAR AVG

OVERALL: INTERVENE (10%)

A school's overall score represents its combined performance on the Achievement, Progress, Climate, and College & Career (for high schools only) domains.



Achievement: INTERVENE (0%)

The Achievement domain measures performance on standardized assessments, including PSSA, Keystone Exams, ACCESS for ELLs, and reading assessments.



Progress: INTERVENE (21%)

The Progress domain measures growth on standardized assessments and progress towards graduation (for high schools only).



Climate: INTERVENE (8%)

The Climate domain measures school climate and student and parent/guardian engagement.



College & Career: INTERVENE (2%)

The College & Career domain measures college and career readiness and post-secondary outcomes.



2016-2017 School Progress Report

Franklin Learning Center

School Code 229
Sector District
Address 616 N 15th St, 19130
Phone/Fax 215-400-7570 / 215-400-7571
Website www.flchs.org/

Report Type High School
Grades in Report 9-12
Enrollment 871
Admissions Category Special Admit
Turnaround Model N/A

Performance Tiers

■ INTERVENE (0-24%) ■ WATCH (25-49%) ■ REINFORCE (50-74%) ■ MODEL (75-100%)

2014-15 2015-16 2016-17 3 YEAR AVG

OVERALL: WATCH (32%)

A school's overall score represents its combined performance on the Achievement, Progress, Climate, and College & Career (for high schools only) domains.



Achievement: INTERVENE (11%)

The Achievement domain measures performance on standardized assessments, including PSSA, Keystone Exams, ACCESS for ELLs, and reading assessments.



Progress: WATCH (26%)

The Progress domain measures growth on standardized assessments and progress towards graduation (for high schools only).



Climate: REINFORCE (61%)

The Climate domain measures school climate and student and parent/guardian engagement.



College & Career: REINFORCE (60%)

The College & Career domain measures college and career readiness and post-secondary outcomes.



Franklin Towne Charter High School

School Code W31
Sector Charter
Address 5301 Tacony St, 19137
Phone/Fax 215-289-5000 / 215-535-8910
Website <http://hs.franklintowne.org/>

Report Type High School
Grades in Report 9-12
Enrollment 1,193
Admissions Category Citywide With Criteria
Turnaround Model N/A

Performance Tiers

■ INTERVENE (0-24%) ■ WATCH (25-49%) ■ REINFORCE (50-74%) ■ MODEL (75-100%)

2014-15 2015-16 2016-17 3 YEAR AVG

OVERALL: MODEL (82%)

A school's overall score represents its combined performance on the Achievement, Progress, Climate, and College & Career (for high schools only) domains.



Achievement: REINFORCE (67%)

The Achievement domain measures performance on standardized assessments, including PSSA, Keystone Exams, ACCESS for ELLs, and reading assessments.



Progress: MODEL (93%)

The Progress domain measures growth on standardized assessments and progress towards graduation (for high schools only).



Climate: MODEL (90%)

The Climate domain measures school climate and student and parent/guardian engagement.



College & Career: REINFORCE (71%)

The College & Career domain measures college and career readiness and post-secondary outcomes.



2016-2017 School Progress Report

Freire Charter School

School Code W18
Sector Charter
Address 2027 Chestnut St, 19103
Phone/Fax 215-557-8555 / 215-557-9051
Website www.freirecharterschool.org/

Report Type High School
Grades in Report 9-12
Enrollment 510
Admissions Category Citywide
Turnaround Model N/A

Performance Tiers

■ INTERVENE (0-24%) ■ WATCH (25-49%) ■ REINFORCE (50-74%) ■ MODEL (75-100%)

2014-15 2015-16 2016-17 3 YEAR AVG

OVERALL: REINFORCE (53%)

A school's overall score represents its combined performance on the Achievement, Progress, Climate, and College & Career (for high schools only) domains.



Achievement: INTERVENE (20%)

The Achievement domain measures performance on standardized assessments, including PSSA, Keystone Exams, ACCESS for ELLs, and reading assessments.



Progress: MODEL (83%)

The Progress domain measures growth on standardized assessments and progress towards graduation (for high schools only).



Climate: WATCH (49%)

The Climate domain measures school climate and student and parent/guardian engagement.



College & Career: WATCH (44%)

The College & Career domain measures college and career readiness and post-secondary outcomes.



2016-2017 School Progress Report

Furness High School

School Code 216
Sector District
Address 1900 S 3rd St, 19148
Phone/Fax 215-400-8300 / 215-400-8301
Website <https://philasd.org/furness>

Report Type High School
Grades in Report 9-12
Enrollment 692
Admissions Category Neighborhood
Turnaround Model N/A

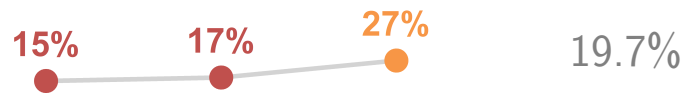
Performance Tiers

■ INTERVENE (0-24%) ■ WATCH (25-49%) ■ REINFORCE (50-74%) ■ MODEL (75-100%)

2014-15 2015-16 2016-17 3 YEAR AVG

OVERALL: WATCH (27%)

A school's overall score represents its combined performance on the Achievement, Progress, Climate, and College & Career (for high schools only) domains.



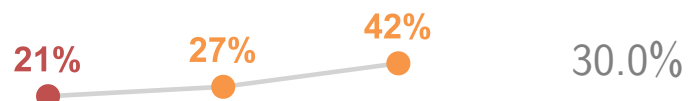
Achievement: INTERVENE (2%)

The Achievement domain measures performance on standardized assessments, including PSSA, Keystone Exams, ACCESS for ELLs, and reading assessments.



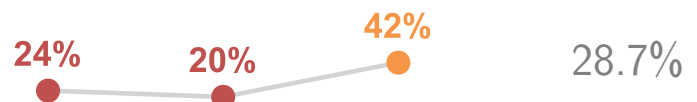
Progress: WATCH (42%)

The Progress domain measures growth on standardized assessments and progress towards graduation (for high schools only).



Climate: WATCH (42%)

The Climate domain measures school climate and student and parent/guardian engagement.



College & Career: INTERVENE (15%)

The College & Career domain measures college and career readiness and post-secondary outcomes.



2016-2017 School Progress Report

George Washington High School

School Code 803
Sector District
Address 10175 Bustleton Ave, 19116
Phone/Fax 215-400-3100 / 215-400-3101
Website webgui.phila.k12.pa.us/schools/w/georgewashington

Report Type High School
Grades in Report 9-12
Enrollment 1,314
Admissions Category Neighborhood
Turnaround Model N/A

Performance Tiers

■ INTERVENE (0-24%) ■ WATCH (25-49%) ■ REINFORCE (50-74%) ■ MODEL (75-100%)

2014-15 2015-16 2016-17 3 YEAR AVG

OVERALL: INTERVENE (21%)

A school's overall score represents its combined performance on the Achievement, Progress, Climate, and College & Career (for high schools only) domains.



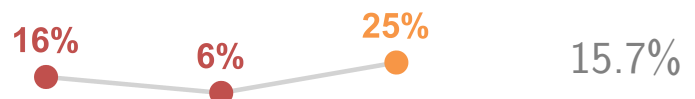
Achievement: INTERVENE (7%)

The Achievement domain measures performance on standardized assessments, including PSSA, Keystone Exams, ACCESS for ELLs, and reading assessments.



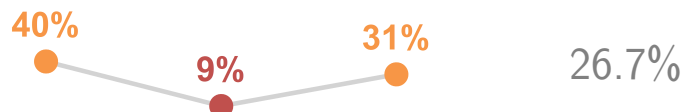
Progress: WATCH (25%)

The Progress domain measures growth on standardized assessments and progress towards graduation (for high schools only).



Climate: WATCH (31%)

The Climate domain measures school climate and student and parent/guardian engagement.



College & Career: INTERVENE (24%)

The College & Career domain measures college and career readiness and post-secondary outcomes.



Girard Academic Music Program

School Code 241
Sector District
Address 2136 W Ritner St, 19145
Phone/Fax 215-400-8230 / 215-400-8231
Website www.gampschool.org/

Report Type High School
Grades in Report 9-12
Enrollment 239
Admissions Category Special Admit
Turnaround Model N/A

Performance Tiers

■ INTERVENE (0-24%) ■ WATCH (25-49%) ■ REINFORCE (50-74%) ■ MODEL (75-100%)

2014-15 2015-16 2016-17 3 YEAR AVG

OVERALL: REINFORCE (69%)

A school's overall score represents its combined performance on the Achievement, Progress, Climate, and College & Career (for high schools only) domains.



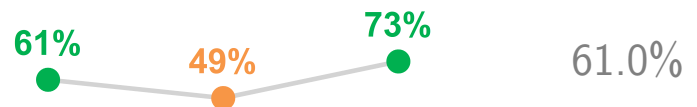
Achievement: REINFORCE (56%)

The Achievement domain measures performance on standardized assessments, including PSSA, Keystone Exams, ACCESS for ELLs, and reading assessments.



Progress: REINFORCE (73%)

The Progress domain measures growth on standardized assessments and progress towards graduation (for high schools only).



Climate: MODEL (77%)

The Climate domain measures school climate and student and parent/guardian engagement.



College & Career: MODEL (77%)

The College & Career domain measures college and career readiness and post-secondary outcomes.



High School for Creative and Performing Arts School

School Code 202
 Sector District
 Address 901 S Broad St, 19147
 Phone/Fax 215-400-8140 / 215-400-8141
 Website webgui.phila.k12.pa.us/schools/c/capa

Report Type High School
 Grades in Report 9-12
 Enrollment 693
 Admissions Category Special Admit
 Turnaround Model N/A

Performance Tiers

■ INTERVENE (0-24%) ■ WATCH (25-49%) ■ REINFORCE (50-74%) ■ MODEL (75-100%)

2014-15 2015-16 2016-17 3 YEAR AVG

OVERALL: REINFORCE (51%)

A school's overall score represents its combined performance on the Achievement, Progress, Climate, and College & Career (for high schools only) domains.



Achievement: WATCH (41%)

The Achievement domain measures performance on standardized assessments, including PSSA, Keystone Exams, ACCESS for ELLs, and reading assessments.



Progress: WATCH (48%)

The Progress domain measures growth on standardized assessments and progress towards graduation (for high schools only).



Climate: REINFORCE (62%)

The Climate domain measures school climate and student and parent/guardian engagement.



College & Career: REINFORCE (72%)

The College & Career domain measures college and career readiness and post-secondary outcomes.



High School of Engineering and Science

School Code 403
 Sector District
 Address 1600 W Norris St, 19121
 Phone/Fax 215-400-7380 / 215-400-7381
 Website www.carver.phila.k12.pa.us

Report Type High School
 Grades in Report 9-12
 Enrollment 776
 Admissions Category Special Admit
 Turnaround Model N/A

Performance Tiers

■ INTERVENE (0-24%) ■ WATCH (25-49%) ■ REINFORCE (50-74%) ■ MODEL (75-100%)

2014-15 2015-16 2016-17 3 YEAR AVG

OVERALL: MODEL (76%)

A school's overall score represents its combined performance on the Achievement, Progress, Climate, and College & Career (for high schools only) domains.



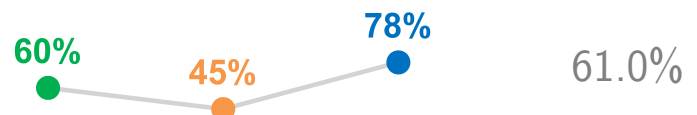
Achievement: REINFORCE (71%)

The Achievement domain measures performance on standardized assessments, including PSSA, Keystone Exams, ACCESS for ELLs, and reading assessments.



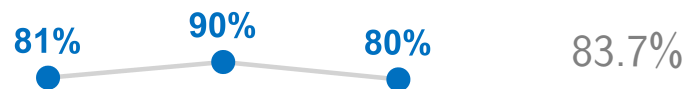
Progress: MODEL (78%)

The Progress domain measures growth on standardized assessments and progress towards graduation (for high schools only).



Climate: MODEL (80%)

The Climate domain measures school climate and student and parent/guardian engagement.



College & Career: MODEL (77%)

The College & Career domain measures college and career readiness and post-secondary outcomes.



High School of the Future

School Code 103
 Sector District
 Address 4021 Parkside Ave, 19104
 Phone/Fax 215-400-7790 / 215-400-7791
 Website webgui.phila.k12.pa.us/schools/h/high-school-of-the-future

Report Type High School
 Grades in Report 9-12
 Enrollment 476
 Admissions Category Citywide
 Turnaround Model N/A

Performance Tiers

■ INTERVENE (0-24%) ■ WATCH (25-49%) ■ REINFORCE (50-74%) ■ MODEL (75-100%)

2014-15 2015-16 2016-17 3 YEAR AVG

OVERALL: INTERVENE (23%)

A school's overall score represents its combined performance on the Achievement, Progress, Climate, and College & Career (for high schools only) domains.



Achievement: INTERVENE (3%)

The Achievement domain measures performance on standardized assessments, including PSSA, Keystone Exams, ACCESS for ELLs, and reading assessments.



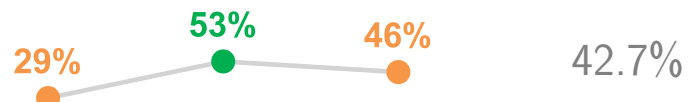
Progress: WATCH (27%)

The Progress domain measures growth on standardized assessments and progress towards graduation (for high schools only).



Climate: WATCH (46%)

The Climate domain measures school climate and student and parent/guardian engagement.



College & Career: INTERVENE (17%)

The College & Career domain measures college and career readiness and post-secondary outcomes.



Hill-Freedman World Academy

School Code 646
 Sector District
 Address 1100 E Mt Pleasant Ave, 19150
 Phone/Fax 215-400-3530 / 215-400-3531
 Website webgui.phila.k12.pa.us/schools/h/hill-freedman

Report Type High School
 Grades in Report 9-12
 Enrollment 332
 Admissions Category Special Admit
 Turnaround Model N/A

Performance Tiers

■ INTERVENE (0-24%) ■ WATCH (25-49%) ■ REINFORCE (50-74%) ■ MODEL (75-100%)

2014-15 2015-16 2016-17 3 YEAR AVG

OVERALL: WATCH (44%)

A school's overall score represents its combined performance on the Achievement, Progress, Climate, and College & Career (for high schools only) domains.



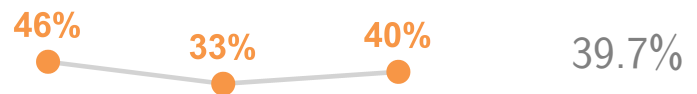
Achievement: WATCH (41%)

The Achievement domain measures performance on standardized assessments, including PSSA, Keystone Exams, ACCESS for ELLs, and reading assessments.



Progress: WATCH (40%)

The Progress domain measures growth on standardized assessments and progress towards graduation (for high schools only).



Climate: REINFORCE (68%)

The Climate domain measures school climate and student and parent/guardian engagement.



College & Career: INTERVENE (18%)

The College & Career domain measures college and career readiness and post-secondary outcomes.



Imhotep Institute Charter High School

School Code W09
Sector Charter
Address 6201 N 21st St, 19138
Phone/Fax 215-438-4140 / 215-438-4160
Website www.imhotephighschool.com/

Report Type High School
Grades in Report 9-12
Enrollment 579
Admissions Category Citywide
Turnaround Model N/A

Performance Tiers

■ INTERVENE (0-24%) ■ WATCH (25-49%) ■ REINFORCE (50-74%) ■ MODEL (75-100%)

2014-15 2015-16 2016-17 3 YEAR AVG

OVERALL: WATCH (29%)

A school's overall score represents its combined performance on the Achievement, Progress, Climate, and College & Career (for high schools only) domains.



Achievement: INTERVENE (0%)

The Achievement domain measures performance on standardized assessments, including PSSA, Keystone Exams, ACCESS for ELLs, and reading assessments.



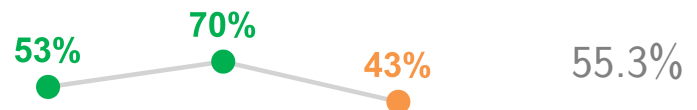
Progress: WATCH (40%)

The Progress domain measures growth on standardized assessments and progress towards graduation (for high schools only).



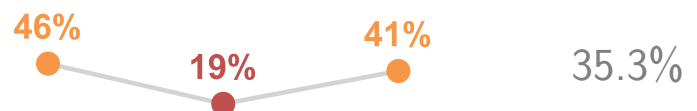
Climate: WATCH (43%)

The Climate domain measures school climate and student and parent/guardian engagement.



College & Career: WATCH (41%)

The College & Career domain measures college and career readiness and post-secondary outcomes.



2016-2017 School Progress Report

John Bartram High School

School Code 101
Sector District
Address 2401 S 67th St, 19142
Phone/Fax 215-400-8100 / 215-400-8101
Website <https://philasd.org/bartram>

Report Type High School
Grades in Report 9-12
Enrollment 601
Admissions Category Neighborhood
Turnaround Model N/A

Performance Tiers

■ INTERVENE (0-24%) ■ WATCH (25-49%) ■ REINFORCE (50-74%) ■ MODEL (75-100%)

2014-15 2015-16 2016-17 3 YEAR AVG

OVERALL: INTERVENE (14%)

A school's overall score represents its combined performance on the Achievement, Progress, Climate, and College & Career (for high schools only) domains.



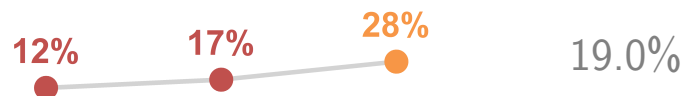
Achievement: INTERVENE (0%)

The Achievement domain measures performance on standardized assessments, including PSSA, Keystone Exams, ACCESS for ELLs, and reading assessments.



Progress: WATCH (28%)

The Progress domain measures growth on standardized assessments and progress towards graduation (for high schools only).



Climate: INTERVENE (11%)

The Climate domain measures school climate and student and parent/guardian engagement.



College & Career: INTERVENE (5%)

The College & Career domain measures college and career readiness and post-secondary outcomes.



Jules E. Mastbaum Area Vocational Technical High School

School Code 506
 Sector District
 Address 3116 Frankford Ave, 19134
 Phone/Fax 215-400-7220 / 215-400-7221
 Website webgui.phila.k12.pa.us/schools/m/mastbaum

Report Type High School
 Grades in Report 9-12
 Enrollment 755
 Admissions Category Citywide
 Turnaround Model N/A

Performance Tiers

■ INTERVENE (0-24%) ■ WATCH (25-49%) ■ REINFORCE (50-74%) ■ MODEL (75-100%)

2014-15 2015-16 2016-17 3 YEAR AVG

OVERALL: INTERVENE (20%)

A school's overall score represents its combined performance on the Achievement, Progress, Climate, and College & Career (for high schools only) domains.



Achievement: INTERVENE (4%)

The Achievement domain measures performance on standardized assessments, including PSSA, Keystone Exams, ACCESS for ELLs, and reading assessments.



Progress: INTERVENE (23%)

The Progress domain measures growth on standardized assessments and progress towards graduation (for high schools only).



Climate: WATCH (33%)

The Climate domain measures school climate and student and parent/guardian engagement.



College & Career: WATCH (32%)

The College & Career domain measures college and career readiness and post-secondary outcomes.



2016-2017 School Progress Report

Julia R. Masterman School

School Code 214
Sector District
Address 1699 Spring Garden St, 19130
Phone/Fax 215-400-7580 / 215-400-7581
Website webgui.phila.k12.pa.us/schools/m/masterman

Report Type High School
Grades in Report 9-12
Enrollment 442
Admissions Category Special Admit
Turnaround Model N/A

Performance Tiers

■ INTERVENE (0-24%) ■ WATCH (25-49%) ■ REINFORCE (50-74%) ■ MODEL (75-100%)

2014-15 2015-16 2016-17 3 YEAR AVG

OVERALL: REINFORCE (74%)

A school's overall score represents its combined performance on the Achievement, Progress, Climate, and College & Career (for high schools only) domains.



Achievement: MODEL (100%)

The Achievement domain measures performance on standardized assessments, including PSSA, Keystone Exams, ACCESS for ELLs, and reading assessments.



Progress: WATCH (41%)

The Progress domain measures growth on standardized assessments and progress towards graduation (for high schools only).



Climate: MODEL (93%)

The Climate domain measures school climate and student and parent/guardian engagement.



College & Career: MODEL (93%)

The College & Career domain measures college and career readiness and post-secondary outcomes.



KIPP DuBois Charter School

School Code	W53	Report Type	High School
Sector	Charter	Grades in Report	9-12
Address	5070 Parkside Ave, 19131	Enrollment	522
Phone/Fax	215-307-3465 / 215-307-3271	Admissions Category	Citywide With Criteria
Website	http://kippphiladelphia.org/our-schools/kipp-dubois-collegiate-academy/	Turnaround Model	N/A

Performance Tiers

■ INTERVENE (0-24%)
 ■ WATCH (25-49%)
 ■ REINFORCE (50-74%)
 ■ MODEL (75-100%)

2014-15 2015-16 2016-17 3 YEAR AVG

OVERALL: WATCH (29%)

A school's overall score represents its combined performance on the Achievement, Progress, Climate, and College & Career (for high schools only) domains.



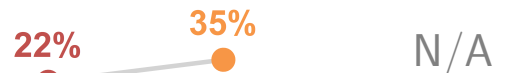
Achievement: INTERVENE (2%)

The Achievement domain measures performance on standardized assessments, including PSSA, Keystone Exams, ACCESS for ELLs, and reading assessments.



Progress: WATCH (35%)

The Progress domain measures growth on standardized assessments and progress towards graduation (for high schools only).



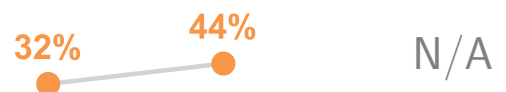
Climate: REINFORCE (50%)

The Climate domain measures school climate and student and parent/guardian engagement.



College & Career: WATCH (44%)

The College & Career domain measures college and career readiness and post-secondary outcomes.



Kensington Health Sciences Academy

School Code 555
 Sector District
 Address 2463 Emerald St, 19125
 Phone/Fax 215-400-3600 / 215-400-3601
 Website webgui.phila.k12.pa.us/schools/k/kensington-health-sciences-academy

Report Type High School
 Grades in Report 9-12
 Enrollment 467
 Admissions Category Neighborhood
 Turnaround Model N/A

Performance Tiers

■ INTERVENE (0-24%) ■ WATCH (25-49%) ■ REINFORCE (50-74%) ■ MODEL (75-100%)

2014-15 2015-16 2016-17 3 YEAR AVG

OVERALL: INTERVENE (21%)

A school's overall score represents its combined performance on the Achievement, Progress, Climate, and College & Career (for high schools only) domains.



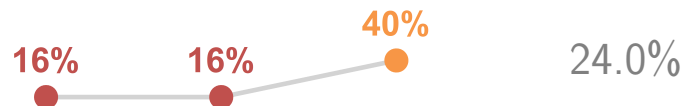
Achievement: INTERVENE (0%)

The Achievement domain measures performance on standardized assessments, including PSSA, Keystone Exams, ACCESS for ELLs, and reading assessments.



Progress: WATCH (40%)

The Progress domain measures growth on standardized assessments and progress towards graduation (for high schools only).



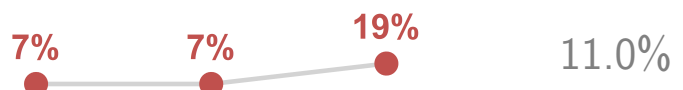
Climate: INTERVENE (14%)

The Climate domain measures school climate and student and parent/guardian engagement.



College & Career: INTERVENE (19%)

The College & Career domain measures college and career readiness and post-secondary outcomes.



2016-2017 School Progress Report

Kensington High School

School Code 570
Sector District
Address 2501 Coral St, 19125
Phone/Fax 215-400-7700 / 215-400-7701
Website webgui.phila.k12.pa.us/schools/k/kensington

Report Type High School
Grades in Report 9-12
Enrollment 628
Admissions Category Neighborhood
Turnaround Model N/A

Performance Tiers

■ INTERVENE (0-24%) ■ WATCH (25-49%) ■ REINFORCE (50-74%) ■ MODEL (75-100%)

2014-15 2015-16 2016-17 3 YEAR AVG

OVERALL: INTERVENE (13%)

A school's overall score represents its combined performance on the Achievement, Progress, Climate, and College & Career (for high schools only) domains.

13%
●

N/A

Achievement: INTERVENE (0%)

The Achievement domain measures performance on standardized assessments, including PSSA, Keystone Exams, ACCESS for ELLs, and reading assessments.

0%
●

N/A

Progress: INTERVENE (22%)

The Progress domain measures growth on standardized assessments and progress towards graduation (for high schools only).

22%
●

N/A

Climate: INTERVENE (16%)

The Climate domain measures school climate and student and parent/guardian engagement.

16%
●

N/A

College & Career: INTERVENE (7%)

The College & Career domain measures college and career readiness and post-secondary outcomes.

7%
●

N/A

Kensington High School for Creative and Performing Arts

School Code 552
Sector District
Address 1901 N Front St, 19122
Phone/Fax 215-400-7400 / 215-400-7401
Website kensingtoncapa.wix.com/kcapa

Report Type High School
Grades in Report 9-12
Enrollment 505
Admissions Category Neighborhood
Turnaround Model N/A

Performance Tiers

■ INTERVENE (0-24%) ■ WATCH (25-49%) ■ REINFORCE (50-74%) ■ MODEL (75-100%)

2014-15 2015-16 2016-17 3 YEAR AVG

OVERALL: INTERVENE (18%)

A school's overall score represents its combined performance on the Achievement, Progress, Climate, and College & Career (for high schools only) domains.



Achievement: INTERVENE (1%)

The Achievement domain measures performance on standardized assessments, including PSSA, Keystone Exams, ACCESS for ELLs, and reading assessments.



Progress: INTERVENE (23%)

The Progress domain measures growth on standardized assessments and progress towards graduation (for high schools only).



Climate: WATCH (31%)

The Climate domain measures school climate and student and parent/guardian engagement.



College & Career: WATCH (25%)

The College & Career domain measures college and career readiness and post-secondary outcomes.



2016-2017 School Progress Report

Lankenau High School

School Code 654
Sector District
Address 201 Spring Lane, 19128
Phone/Fax 215-400-3420 / 215-400-3421
Website webgui.phila.k12.pa.us/schools/l/lanckenau

Report Type High School
Grades in Report 9-12
Enrollment 352
Admissions Category Special Admit
Turnaround Model N/A

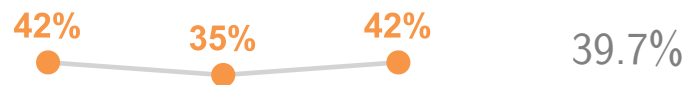
Performance Tiers

■ INTERVENE (0-24%) ■ WATCH (25-49%) ■ REINFORCE (50-74%) ■ MODEL (75-100%)

2014-15 2015-16 2016-17 3 YEAR AVG

OVERALL: WATCH (42%)

A school's overall score represents its combined performance on the Achievement, Progress, Climate, and College & Career (for high schools only) domains.



Achievement: INTERVENE (8%)

The Achievement domain measures performance on standardized assessments, including PSSA, Keystone Exams, ACCESS for ELLs, and reading assessments.



Progress: REINFORCE (50%)

The Progress domain measures growth on standardized assessments and progress towards graduation (for high schools only).



Climate: REINFORCE (65%)

The Climate domain measures school climate and student and parent/guardian engagement.



College & Career: REINFORCE (72%)

The College & Career domain measures college and career readiness and post-secondary outcomes.



Mariana Bracetti Academy Charter School

School Code W32
 Sector Charter
 Address 1840 Torresdale Ave, 19124
 Phone/Fax 215-291-4436 / 215-291-4985
 Website www.mbacs.org/

Report Type High School
 Grades in Report 9-12
 Enrollment 585
 Admissions Category Citywide
 Turnaround Model N/A

Performance Tiers

■ INTERVENE (0-24%) ■ WATCH (25-49%) ■ REINFORCE (50-74%) ■ MODEL (75-100%)

2014-15 2015-16 2016-17 3 YEAR AVG


OVERALL: REINFORCE (61%)

A school's overall score represents its combined performance on the Achievement, Progress, Climate, and College & Career (for high schools only) domains.



Achievement: WATCH (27%)

The Achievement domain measures performance on standardized assessments, including PSSA, Keystone Exams, ACCESS for ELLs, and reading assessments.



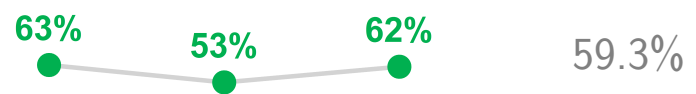
Progress: MODEL (95%)

The Progress domain measures growth on standardized assessments and progress towards graduation (for high schools only).




Climate: REINFORCE (62%)

The Climate domain measures school climate and student and parent/guardian engagement.



College & Career: REINFORCE (54%)

The College & Career domain measures college and career readiness and post-secondary outcomes.



Maritime Academy Charter School (MACHS)

School Code W66
Sector Charter
Address 2275 Bridge St, 19137
Phone/Fax 215-535-4555 / 215-535-4398
Website www.maritimecharter.org/

Report Type High School
Grades in Report 9-12
Enrollment 273
Admissions Category Citywide
Turnaround Model N/A

Performance Tiers

■ INTERVENE (0-24%) ■ WATCH (25-49%) ■ REINFORCE (50-74%) ■ MODEL (75-100%)

2014-15 2015-16 2016-17 3 YEAR AVG

OVERALL: WATCH (37%)

A school's overall score represents its combined performance on the Achievement, Progress, Climate, and College & Career (for high schools only) domains.



Achievement: INTERVENE (15%)

The Achievement domain measures performance on standardized assessments, including PSSA, Keystone Exams, ACCESS for ELLs, and reading assessments.



Progress: WATCH (42%)

The Progress domain measures growth on standardized assessments and progress towards graduation (for high schools only).



Climate: REINFORCE (65%)

The Climate domain measures school climate and student and parent/guardian engagement.



College & Career: WATCH (27%)

The College & Career domain measures college and career readiness and post-secondary outcomes.



Martin Luther King High School

School Code 606
 Sector District
 Address 6100 Stenton Ave, 19138
 Phone/Fax 215-400-3500 / 215-400-3501
 Website webgui.phila.k12.pa.us/schools/k/mlking

Report Type High School
 Grades in Report 9-12
 Enrollment 888
 Admissions Category Neighborhood
 Turnaround Model Turnaround

Performance Tiers

■ INTERVENE (0-24%) ■ WATCH (25-49%) ■ REINFORCE (50-74%) ■ MODEL (75-100%)

2014-15 2015-16 2016-17 3 YEAR AVG

OVERALL: INTERVENE (8%)

A school's overall score represents its combined performance on the Achievement, Progress, Climate, and College & Career (for high schools only) domains.



Achievement: INTERVENE (0%)

The Achievement domain measures performance on standardized assessments, including PSSA, Keystone Exams, ACCESS for ELLs, and reading assessments.



Progress: INTERVENE (16%)

The Progress domain measures growth on standardized assessments and progress towards graduation (for high schools only).



Climate: INTERVENE (5%)

The Climate domain measures school climate and student and parent/guardian engagement.



College & Career: INTERVENE (3%)

The College & Career domain measures college and career readiness and post-secondary outcomes.



Mastery Charter School at Gratz

School Code X16
 Sector Charter
 Address 1798 W Hunting Park Ave, 19140
 Phone/Fax 215-227-4408 / N/A
 Website www.masterycharter.org/school/simon-gratz-high-school/

Report Type High School
 Grades in Report 9-12
 Enrollment 1,183
 Admissions Category Neighborhood
 Turnaround Model Renaissance Charter

Performance Tiers

■ INTERVENE (0-24%) ■ WATCH (25-49%) ■ REINFORCE (50-74%) ■ MODEL (75-100%)

2014-15 2015-16 2016-17 3 YEAR AVG

OVERALL: INTERVENE (12%)

A school's overall score represents its combined performance on the Achievement, Progress, Climate, and College & Career (for high schools only) domains.



Achievement: INTERVENE (0%)

The Achievement domain measures performance on standardized assessments, including PSSA, Keystone Exams, ACCESS for ELLs, and reading assessments.



Progress: INTERVENE (20%)

The Progress domain measures growth on standardized assessments and progress towards graduation (for high schools only).



Climate: INTERVENE (14%)

The Climate domain measures school climate and student and parent/guardian engagement.



College & Career: INTERVENE (15%)

The College & Career domain measures college and career readiness and post-secondary outcomes.



Mastery Charter School at Hardy Williams

School Code	W23	Report Type	High School
Sector	Charter	Grades in Report	9-12
Address	5400 Warrington Ave, 19143	Enrollment	375
Phone/Fax	215-724-2343 / 215-724-2374	Admissions Category	Citywide With Criteria
Website	http://www.masterycharter.org/school/hardy-williams-high/	Turnaround Model	N/A

Performance Tiers

■ INTERVENE (0-24%)
 ■ WATCH (25-49%)
 ■ REINFORCE (50-74%)
 ■ MODEL (75-100%)

2014-15 2015-16 2016-17 3 YEAR AVG

OVERALL: WATCH (30%)

A school's overall score represents its combined performance on the Achievement, Progress, Climate, and College & Career (for high schools only) domains.



Achievement: INTERVENE (4%)

The Achievement domain measures performance on standardized assessments, including PSSA, Keystone Exams, ACCESS for ELLs, and reading assessments.




Progress: WATCH (41%)

The Progress domain measures growth on standardized assessments and progress towards graduation (for high schools only).



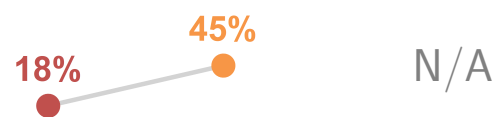
Climate: WATCH (37%)

The Climate domain measures school climate and student and parent/guardian engagement.



College & Career: WATCH (45%)

The College & Career domain measures college and career readiness and post-secondary outcomes.



Mastery Charter School at Lenfest

School Code	W61	Report Type	High School
Sector	Charter	Grades in Report	9-12
Address	35 S 4th St, 19106	Enrollment	357
Phone/Fax	215-922-1902 / 215-922-1903	Admissions Category	Citywide With Criteria
Website	www.masterycharter.org/school/lenfest-campus/	Turnaround Model	N/A

Performance Tiers

■ INTERVENE (0-24%)
 ■ WATCH (25-49%)
 ■ REINFORCE (50-74%)
 ■ MODEL (75-100%)

2014-15 2015-16 2016-17 3 YEAR AVG

OVERALL: WATCH (40%)

A school's overall score represents its combined performance on the Achievement, Progress, Climate, and College & Career (for high schools only) domains.




Achievement: INTERVENE (13%)

The Achievement domain measures performance on standardized assessments, including PSSA, Keystone Exams, ACCESS for ELLs, and reading assessments.



Progress: WATCH (49%)

The Progress domain measures growth on standardized assessments and progress towards graduation (for high schools only).



Climate: REINFORCE (50%)

The Climate domain measures school climate and student and parent/guardian engagement.



College & Career: WATCH (44%)

The College & Career domain measures college and career readiness and post-secondary outcomes.



Mastery Charter School at Pickett

School Code W93
 Sector Charter
 Address 5700 Wayne Ave, 19144
 Phone/Fax 215-866-9000 / 215-866-9001
 Website www.masterycharter.org/schools/pickett-campus/

Report Type High School
 Grades in Report 9-12
 Enrollment 468
 Admissions Category Citywide With Criteria
 Turnaround Model N/A

Performance Tiers

■ INTERVENE (0-24%) ■ WATCH (25-49%) ■ REINFORCE (50-74%) ■ MODEL (75-100%)

2014-15 2015-16 2016-17 3 YEAR AVG

OVERALL: WATCH (39%)

A school's overall score represents its combined performance on the Achievement, Progress, Climate, and College & Career (for high schools only) domains.



Achievement: INTERVENE (7%)

The Achievement domain measures performance on standardized assessments, including PSSA, Keystone Exams, ACCESS for ELLs, and reading assessments.



Progress: REINFORCE (65%)

The Progress domain measures growth on standardized assessments and progress towards graduation (for high schools only).



Climate: WATCH (33%)

The Climate domain measures school climate and student and parent/guardian engagement.



College & Career: WATCH (45%)

The College & Career domain measures college and career readiness and post-secondary outcomes.



Mastery Charter School at Shoemaker

School Code	W83	Report Type	High School
Sector	Charter	Grades in Report	9-12
Address	5301 Media St, 19131	Enrollment	529
Phone/Fax	267-296-7111 / 267-296-7112	Admissions Category	Citywide With Criteria
Website	www.masterycharter.org/schools/shoemaker-campus/about-shoemaker.html	Turnaround Model	N/A

Performance Tiers

■ INTERVENE (0-24%)
 ■ WATCH (25-49%)
 ■ REINFORCE (50-74%)
 ■ MODEL (75-100%)

2014-15 2015-16 2016-17 3 YEAR AVG

OVERALL: WATCH (40%)

A school's overall score represents its combined performance on the Achievement, Progress, Climate, and College & Career (for high schools only) domains.



Achievement: INTERVENE (5%)

The Achievement domain measures performance on standardized assessments, including PSSA, Keystone Exams, ACCESS for ELLs, and reading assessments.



Progress: REINFORCE (51%)

The Progress domain measures growth on standardized assessments and progress towards graduation (for high schools only).



Climate: REINFORCE (68%)

The Climate domain measures school climate and student and parent/guardian engagement.



College & Career: WATCH (45%)

The College & Career domain measures college and career readiness and post-secondary outcomes.



Mastery Charter School at Thomas Campus

School Code	W85	Report Type	High School
Sector	Charter	Grades in Report	9-12
Address	927 Johnston St, 19148	Enrollment	448
Phone/Fax	267-236-0036 / 267-236-0030	Admissions Category	Citywide With Criteria
Website	www.masterycharter.org/schools/thomas-campus/	Turnaround Model	N/A

Performance Tiers

■ INTERVENE (0-24%)
 ■ WATCH (25-49%)
 ■ REINFORCE (50-74%)
 ■ MODEL (75-100%)

2014-15 2015-16 2016-17 3 YEAR AVG

OVERALL: WATCH (27%)

A school's overall score represents its combined performance on the Achievement, Progress, Climate, and College & Career (for high schools only) domains.



Achievement: INTERVENE (9%)

The Achievement domain measures performance on standardized assessments, including PSSA, Keystone Exams, ACCESS for ELLs, and reading assessments.



Progress: WATCH (25%)

The Progress domain measures growth on standardized assessments and progress towards graduation (for high schools only).



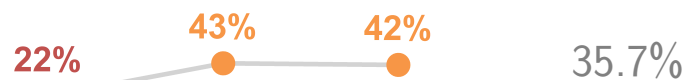
Climate: REINFORCE (50%)

The Climate domain measures school climate and student and parent/guardian engagement.



College & Career: WATCH (42%)

The College & Career domain measures college and career readiness and post-secondary outcomes.



Math, Civics and Sciences Charter School

School Code W21
Sector Charter
Address 447 N Broad St, 19123
Phone/Fax 215-923-4880 / 215-923-4859
Website www.mcscs.org/

Report Type High School
Grades in Report 9-12
Enrollment 304
Admissions Category Citywide
Turnaround Model N/A

Performance Tiers

■ INTERVENE (0-24%) ■ WATCH (25-49%) ■ REINFORCE (50-74%) ■ MODEL (75-100%)

2014-15 2015-16 2016-17 3 YEAR AVG

OVERALL: WATCH (31%)

A school's overall score represents its combined performance on the Achievement, Progress, Climate, and College & Career (for high schools only) domains.



Achievement: INTERVENE (0%)

The Achievement domain measures performance on standardized assessments, including PSSA, Keystone Exams, ACCESS for ELLs, and reading assessments.



Progress: WATCH (31%)

The Progress domain measures growth on standardized assessments and progress towards graduation (for high schools only).



Climate: REINFORCE (68%)

The Climate domain measures school climate and student and parent/guardian engagement.



College & Career: WATCH (49%)

The College & Career domain measures college and career readiness and post-secondary outcomes.



2016-2017 School Progress Report

Mathematics, Science, and Technology Community Charter School (MaST)

School Code W28
Sector Charter
Address 1800 E Byberry Rd, 19116
Phone/Fax 267-348-1100 / 267-348-1217
Website www.mastccs.org/

Report Type High School
Grades in Report 9-12
Enrollment 425
Admissions Category Citywide
Turnaround Model N/A

Performance Tiers

■ INTERVENE (0-24%) ■ WATCH (25-49%) ■ REINFORCE (50-74%) ■ MODEL (75-100%)

2014-15 2015-16 2016-17 3 YEAR AVG

OVERALL: REINFORCE (59%)

A school's overall score represents its combined performance on the Achievement, Progress, Climate, and College & Career (for high schools only) domains.



Achievement: WATCH (45%)

The Achievement domain measures performance on standardized assessments, including PSSA, Keystone Exams, ACCESS for ELLs, and reading assessments.



Progress: REINFORCE (52%)

The Progress domain measures growth on standardized assessments and progress towards graduation (for high schools only).



Climate: MODEL (80%)

The Climate domain measures school climate and student and parent/guardian engagement.



College & Career: MODEL (85%)

The College & Career domain measures college and career readiness and post-secondary outcomes.



Motivation High School

School Code 119
 Sector District
 Address 5900 Baltimore Ave, 19143
 Phone/Fax 215-400-7930 / 215-400-7931
 Website webgui.phila.k12.pa.us/schools/m/motivation

Report Type High School
 Grades in Report 9-12
 Enrollment 387
 Admissions Category Special Admit
 Turnaround Model N/A

Performance Tiers

■ INTERVENE (0-24%) ■ WATCH (25-49%) ■ REINFORCE (50-74%) ■ MODEL (75-100%)

2014-15 2015-16 2016-17 3 YEAR AVG

OVERALL: WATCH (28%)

A school's overall score represents its combined performance on the Achievement, Progress, Climate, and College & Career (for high schools only) domains.



Achievement: INTERVENE (4%)

The Achievement domain measures performance on standardized assessments, including PSSA, Keystone Exams, ACCESS for ELLs, and reading assessments.



Progress: WATCH (27%)

The Progress domain measures growth on standardized assessments and progress towards graduation (for high schools only).



Climate: REINFORCE (55%)

The Climate domain measures school climate and student and parent/guardian engagement.



College & Career: REINFORCE (50%)

The College & Career domain measures college and career readiness and post-secondary outcomes.



Multicultural Academy Charter School

School Code W12
 Sector Charter
 Address 3821 N Broad St, 19140
 Phone/Fax 215-227-0513 / 215-227-0415
 Website www.macs.k12.pa.us/

Report Type High School
 Grades in Report 9-12
 Enrollment 270
 Admissions Category Citywide
 Turnaround Model N/A

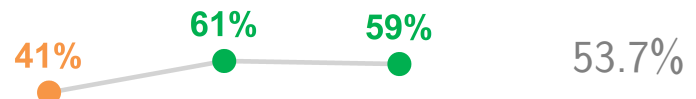
Performance Tiers

■ INTERVENE (0-24%) ■ WATCH (25-49%) ■ REINFORCE (50-74%) ■ MODEL (75-100%)

2014-15 2015-16 2016-17 3 YEAR AVG

OVERALL: REINFORCE (59%)

A school's overall score represents its combined performance on the Achievement, Progress, Climate, and College & Career (for high schools only) domains.



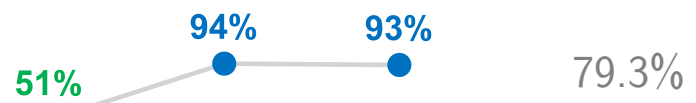
Achievement: INTERVENE (8%)

The Achievement domain measures performance on standardized assessments, including PSSA, Keystone Exams, ACCESS for ELLs, and reading assessments.



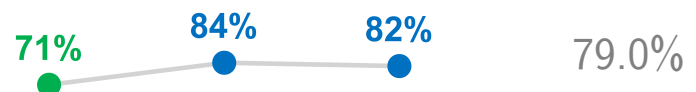
Progress: MODEL (93%)

The Progress domain measures growth on standardized assessments and progress towards graduation (for high schools only).



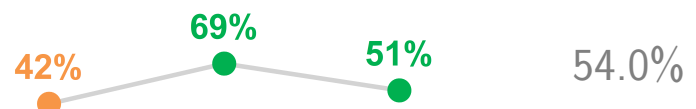
Climate: MODEL (82%)

The Climate domain measures school climate and student and parent/guardian engagement.



College & Career: REINFORCE (51%)

The College & Career domain measures college and career readiness and post-secondary outcomes.



Murrell Dobbins Career and Technical High School

School Code 406
 Sector District
 Address 2150 W Lehigh Ave, 19132
 Phone/Fax 215-400-7050 / 215-400-7051
 Website <https://philasd.org/dobbins>

Report Type High School
 Grades in Report 9-12
 Enrollment 610
 Admissions Category Citywide
 Turnaround Model N/A

Performance Tiers

■ INTERVENE (0-24%) ■ WATCH (25-49%) ■ REINFORCE (50-74%) ■ MODEL (75-100%)

2014-15 2015-16 2016-17 3 YEAR AVG

OVERALL: INTERVENE (18%)

A school's overall score represents its combined performance on the Achievement, Progress, Climate, and College & Career (for high schools only) domains.




Achievement: INTERVENE (0%)

The Achievement domain measures performance on standardized assessments, including PSSA, Keystone Exams, ACCESS for ELLs, and reading assessments.



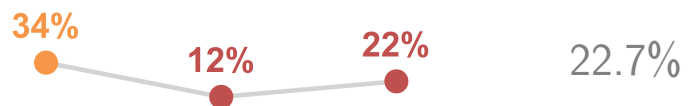
Progress: INTERVENE (18%)

The Progress domain measures growth on standardized assessments and progress towards graduation (for high schools only).




Climate: INTERVENE (22%)

The Climate domain measures school climate and student and parent/guardian engagement.



College & Career: REINFORCE (61%)

The College & Career domain measures college and career readiness and post-secondary outcomes.



New Foundations Charter School

School Code W34
Sector Charter
Address 8001 Torresdale Ave, 19136
Phone/Fax 215-624-8100 / 215-624-0600
Website www.nfcsonline.org/

Report Type High School
Grades in Report 9-12
Enrollment 760
Admissions Category Citywide With Criteria
Turnaround Model N/A

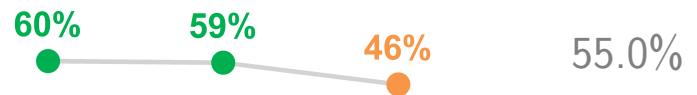
Performance Tiers

■ INTERVENE (0-24%) ■ WATCH (25-49%) ■ REINFORCE (50-74%) ■ MODEL (75-100%)

2014-15 2015-16 2016-17 3 YEAR AVG

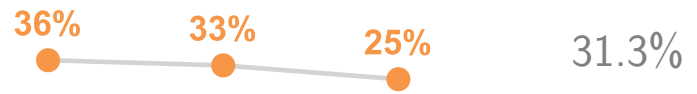
OVERALL: WATCH (46%)

A school's overall score represents its combined performance on the Achievement, Progress, Climate, and College & Career (for high schools only) domains.



Achievement: WATCH (25%)

The Achievement domain measures performance on standardized assessments, including PSSA, Keystone Exams, ACCESS for ELLs, and reading assessments.



Progress: WATCH (49%)

The Progress domain measures growth on standardized assessments and progress towards graduation (for high schools only).



Climate: REINFORCE (69%)

The Climate domain measures school climate and student and parent/guardian engagement.



College & Career: REINFORCE (53%)

The College & Career domain measures college and career readiness and post-secondary outcomes.



Northeast High School

School Code 802
Sector District
Address 1601 Cottman Ave, 19111
Phone/Fax 215-400-3200 / 215-400-3201
Website www.nehs1.com

Report Type High School
Grades in Report 9-12
Enrollment 3,386
Admissions Category Neighborhood
Turnaround Model N/A


Performance Tiers

■ INTERVENE (0-24%) ■ WATCH (25-49%) ■ REINFORCE (50-74%) ■ MODEL (75-100%)

2014-15 2015-16 2016-17 3 YEAR AVG

OVERALL: WATCH (37%)

A school's overall score represents its combined performance on the Achievement, Progress, Climate, and College & Career (for high schools only) domains.




Achievement: INTERVENE (20%)

The Achievement domain measures performance on standardized assessments, including PSSA, Keystone Exams, ACCESS for ELLs, and reading assessments.



Progress: WATCH (44%)

The Progress domain measures growth on standardized assessments and progress towards graduation (for high schools only).



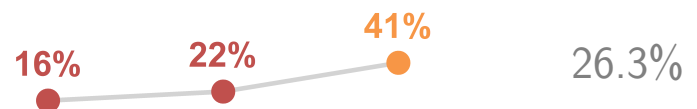
Climate: REINFORCE (50%)

The Climate domain measures school climate and student and parent/guardian engagement.



College & Career: WATCH (41%)

The College & Career domain measures college and career readiness and post-secondary outcomes.



Overbrook High School

School Code 402
 Sector District
 Address 5898 Lancaster Ave, 19131
 Phone/Fax 215-400-7300 / 215-400-7301
 Website <https://philasd.org/overbrookhs>

Report Type High School
 Grades in Report 9-12
 Enrollment 573
 Admissions Category Neighborhood
 Turnaround Model N/A

Performance Tiers

■ INTERVENE (0-24%) ■ WATCH (25-49%) ■ REINFORCE (50-74%) ■ MODEL (75-100%)

2014-15 2015-16 2016-17 3 YEAR AVG

OVERALL: INTERVENE (4%)

A school's overall score represents its combined performance on the Achievement, Progress, Climate, and College & Career (for high schools only) domains.



Achievement: INTERVENE (1%)

The Achievement domain measures performance on standardized assessments, including PSSA, Keystone Exams, ACCESS for ELLs, and reading assessments.



Progress: INTERVENE (8%)

The Progress domain measures growth on standardized assessments and progress towards graduation (for high schools only).



Climate: INTERVENE (3%)

The Climate domain measures school climate and student and parent/guardian engagement.



College & Career: INTERVENE (1%)

The College & Career domain measures college and career readiness and post-secondary outcomes.



Parkway Center City High School

School Code 508
 Sector District
 Address 540 N 13th St, 19123
 Phone/Fax 215-400-7620 / 215-400-7621
 Website webgui.phila.k12.pa.us/schools/p/parkwaycc

Report Type High School
 Grades in Report 9-12
 Enrollment 558
 Admissions Category Special Admit
 Turnaround Model N/A

Performance Tiers

■ INTERVENE (0-24%) ■ WATCH (25-49%) ■ REINFORCE (50-74%) ■ MODEL (75-100%)

2014-15 2015-16 2016-17 3 YEAR AVG

OVERALL: REINFORCE (66%)

A school's overall score represents its combined performance on the Achievement, Progress, Climate, and College & Career (for high schools only) domains.



Achievement: WATCH (45%)

The Achievement domain measures performance on standardized assessments, including PSSA, Keystone Exams, ACCESS for ELLs, and reading assessments.




Progress: MODEL (91%)

The Progress domain measures growth on standardized assessments and progress towards graduation (for high schools only).



Climate: REINFORCE (58%)

The Climate domain measures school climate and student and parent/guardian engagement.



College & Career: REINFORCE (64%)

The College & Career domain measures college and career readiness and post-secondary outcomes.



Parkway Northwest High School

School Code 507
 Sector District
 Address 6200 Crittenden St, 19138
 Phone/Fax 215-400-3390 / 215-400-3391
 Website webgui.phila.k12.pa.us/schools/p/parkwaynw/

Report Type High School
 Grades in Report 9-12
 Enrollment 246
 Admissions Category Special Admit
 Turnaround Model N/A

Performance Tiers

■ INTERVENE (0-24%) ■ WATCH (25-49%) ■ REINFORCE (50-74%) ■ MODEL (75-100%)

2014-15 2015-16 2016-17 3 YEAR AVG

OVERALL: WATCH (29%)

A school's overall score represents its combined performance on the Achievement, Progress, Climate, and College & Career (for high schools only) domains.




Achievement: INTERVENE (5%)

The Achievement domain measures performance on standardized assessments, including PSSA, Keystone Exams, ACCESS for ELLs, and reading assessments.



Progress: WATCH (25%)

The Progress domain measures growth on standardized assessments and progress towards graduation (for high schools only).



Climate: REINFORCE (53%)

The Climate domain measures school climate and student and parent/guardian engagement.



College & Career: REINFORCE (63%)

The College & Career domain measures college and career readiness and post-secondary outcomes.



Parkway West High School

School Code 509
 Sector District
 Address 4725 Fairmount Ave, 19139
 Phone/Fax 215-400-7710 / 215-400-7711
 Website webgui.phila.k12.pa.us/schools/p/parkwaywest

Report Type High School
 Grades in Report 9-12
 Enrollment 258
 Admissions Category Special Admit
 Turnaround Model N/A

Performance Tiers

■ INTERVENE (0-24%) ■ WATCH (25-49%) ■ REINFORCE (50-74%) ■ MODEL (75-100%)

2014-15 2015-16 2016-17 3 YEAR AVG

OVERALL: WATCH (31%)

A school's overall score represents its combined performance on the Achievement, Progress, Climate, and College & Career (for high schools only) domains.



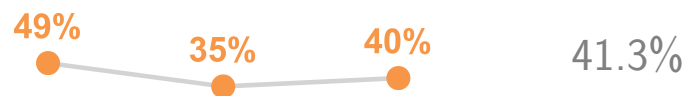
Achievement: INTERVENE (13%)

The Achievement domain measures performance on standardized assessments, including PSSA, Keystone Exams, ACCESS for ELLs, and reading assessments.



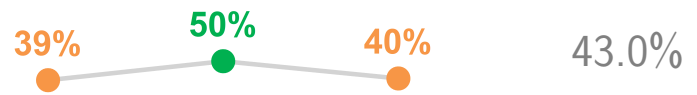
Progress: WATCH (40%)

The Progress domain measures growth on standardized assessments and progress towards graduation (for high schools only).



Climate: WATCH (40%)

The Climate domain measures school climate and student and parent/guardian engagement.



College & Career: WATCH (36%)

The College & Career domain measures college and career readiness and post-secondary outcomes.



Paul Robeson High School for Human Services

School Code 105
 Sector District
 Address 4125 Ludlow St, 19104
 Phone/Fax 215-400-7780 / 215-400-7781
 Website webgui.phila.k12.pa.us/schools/r/robeson

Report Type High School
 Grades in Report 9-12
 Enrollment 297
 Admissions Category Citywide
 Turnaround Model N/A

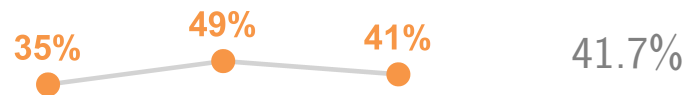
Performance Tiers

■ INTERVENE (0-24%) ■ WATCH (25-49%) ■ REINFORCE (50-74%) ■ MODEL (75-100%)

2014-15 2015-16 2016-17 3 YEAR AVG

OVERALL: WATCH (41%)

A school's overall score represents its combined performance on the Achievement, Progress, Climate, and College & Career (for high schools only) domains.



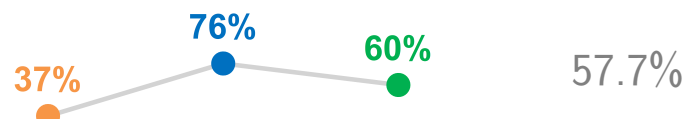
Achievement: INTERVENE (0%)

The Achievement domain measures performance on standardized assessments, including PSSA, Keystone Exams, ACCESS for ELLs, and reading assessments.



Progress: REINFORCE (60%)

The Progress domain measures growth on standardized assessments and progress towards graduation (for high schools only).



Climate: REINFORCE (61%)

The Climate domain measures school climate and student and parent/guardian engagement.



College & Career: REINFORCE (55%)

The College & Career domain measures college and career readiness and post-secondary outcomes.



Penn Treaty High School

School Code 516
 Sector District
 Address 600 E Thompson St, 19125
 Phone/Fax 215-400-3800 / 215-400-3801
 Website webgui.phila.k12.pa.us/schools/p/penntreaty

Report Type High School
 Grades in Report 9-12
 Enrollment 346
 Admissions Category Neighborhood
 Turnaround Model N/A


Performance Tiers

■ INTERVENE (0-24%) ■ WATCH (25-49%) ■ REINFORCE (50-74%) ■ MODEL (75-100%)

2014-15 2015-16 2016-17 3 YEAR AVG

OVERALL: INTERVENE (19%)

A school's overall score represents its combined performance on the Achievement, Progress, Climate, and College & Career (for high schools only) domains.



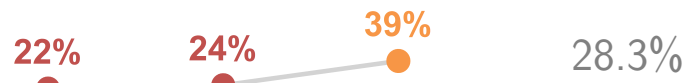
Achievement: INTERVENE (3%)

The Achievement domain measures performance on standardized assessments, including PSSA, Keystone Exams, ACCESS for ELLs, and reading assessments.



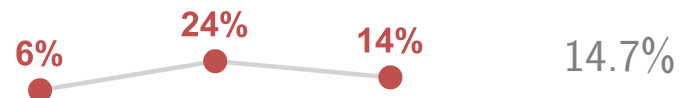
Progress: WATCH (39%)

The Progress domain measures growth on standardized assessments and progress towards graduation (for high schools only).



Climate: INTERVENE (14%)

The Climate domain measures school climate and student and parent/guardian engagement.



College & Career: INTERVENE (7%)

The College & Career domain measures college and career readiness and post-secondary outcomes.



Philadelphia Academy Charter School

School Code W22
Sector Charter
Address 11000 Roosevelt Blvd, 19116
Phone/Fax 215-676-8320 / 215-676-8340
Website www.philadelphiaacademy.org

Report Type High School
Grades in Report 9-12
Enrollment 432
Admissions Category Citywide
Turnaround Model N/A

Performance Tiers

■ INTERVENE (0-24%) ■ WATCH (25-49%) ■ REINFORCE (50-74%) ■ MODEL (75-100%)

2014-15 2015-16 2016-17 3 YEAR AVG

OVERALL: WATCH (40%)

A school's overall score represents its combined performance on the Achievement, Progress, Climate, and College & Career (for high schools only) domains.



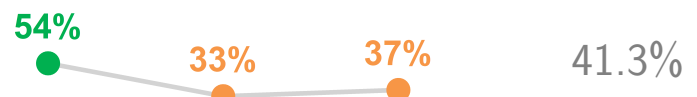
Achievement: INTERVENE (15%)

The Achievement domain measures performance on standardized assessments, including PSSA, Keystone Exams, ACCESS for ELLs, and reading assessments.



Progress: WATCH (37%)

The Progress domain measures growth on standardized assessments and progress towards graduation (for high schools only).



Climate: REINFORCE (67%)

The Climate domain measures school climate and student and parent/guardian engagement.



College & Career: REINFORCE (64%)

The College & Career domain measures college and career readiness and post-secondary outcomes.



Philadelphia Electrical and Technology Charter School

School Code W58
Sector Charter
Address 1420 Chestnut St, 19102
Phone/Fax 267-514-1823 / 267-514-1834
Website www.petchs.org/

Report Type High School
Grades in Report 9-12
Enrollment 613
Admissions Category Citywide
Turnaround Model N/A

Performance Tiers

■ INTERVENE (0-24%) ■ WATCH (25-49%) ■ REINFORCE (50-74%) ■ MODEL (75-100%)

2014-15 2015-16 2016-17 3 YEAR AVG

OVERALL: WATCH (47%)

A school's overall score represents its combined performance on the Achievement, Progress, Climate, and College & Career (for high schools only) domains.



Achievement: INTERVENE (7%)

The Achievement domain measures performance on standardized assessments, including PSSA, Keystone Exams, ACCESS for ELLs, and reading assessments.



Progress: MODEL (88%)

The Progress domain measures growth on standardized assessments and progress towards graduation (for high schools only).



Climate: WATCH (36%)

The Climate domain measures school climate and student and parent/guardian engagement.



College & Career: WATCH (30%)

The College & Career domain measures college and career readiness and post-secondary outcomes.



Philadelphia High School for Girls

School Code 605
 Sector District
 Address 1400 W Olney Ave, 19141
 Phone/Fax 215-400-3700 / 215-400-3701
 Website webgui.phila.k12.pa.us/schools/g/girlshigh

Report Type High School
 Grades in Report 9-12
 Enrollment 1,013
 Admissions Category Special Admit
 Turnaround Model N/A

Performance Tiers

■ INTERVENE (0-24%) ■ WATCH (25-49%) ■ REINFORCE (50-74%) ■ MODEL (75-100%)

2014-15 2015-16 2016-17 3 YEAR AVG

OVERALL: REINFORCE (57%)

A school's overall score represents its combined performance on the Achievement, Progress, Climate, and College & Career (for high schools only) domains.



Achievement: WATCH (46%)

The Achievement domain measures performance on standardized assessments, including PSSA, Keystone Exams, ACCESS for ELLs, and reading assessments.



Progress: REINFORCE (63%)

The Progress domain measures growth on standardized assessments and progress towards graduation (for high schools only).



Climate: REINFORCE (59%)

The Climate domain measures school climate and student and parent/guardian engagement.



College & Career: REINFORCE (64%)

The College & Career domain measures college and career readiness and post-secondary outcomes.



Philadelphia Military Academy

School Code 505
 Sector District
 Address 2118 N 13th St, 19122
 Phone/Fax 215-400-7420 / 215-400-7421
 Website webgui.phila.k12.pa.us/schools/p/pma

Report Type High School
 Grades in Report 9-12
 Enrollment 247
 Admissions Category Citywide
 Turnaround Model N/A

Performance Tiers

■ INTERVENE (0-24%) ■ WATCH (25-49%) ■ REINFORCE (50-74%) ■ MODEL (75-100%)

2014-15 2015-16 2016-17 3 YEAR AVG

OVERALL: WATCH (41%)

A school's overall score represents its combined performance on the Achievement, Progress, Climate, and College & Career (for high schools only) domains.



Achievement: INTERVENE (6%)

The Achievement domain measures performance on standardized assessments, including PSSA, Keystone Exams, ACCESS for ELLs, and reading assessments.



Progress: REINFORCE (58%)

The Progress domain measures growth on standardized assessments and progress towards graduation (for high schools only).



Climate: REINFORCE (52%)

The Climate domain measures school climate and student and parent/guardian engagement.



College & Career: REINFORCE (65%)

The College & Career domain measures college and career readiness and post-secondary outcomes.



Philadelphia Performing Arts: A String Theory Charter School

School Code	W36	Report Type	High School
Sector	Charter	Grades in Report	9-12
Address	2600 S Broad St, 19145	Enrollment	799
Phone/Fax	215-551-4000 / 215-551-1113	Admissions Category	Citywide With Criteria
Website	www.stringtheoryschools.org	Turnaround Model	N/A

Performance Tiers

■ INTERVENE (0-24%)
 ■ WATCH (25-49%)
 ■ REINFORCE (50-74%)
 ■ MODEL (75-100%)

2014-15 2015-16 2016-17 3 YEAR AVG


OVERALL: REINFORCE (52%)

A school's overall score represents its combined performance on the Achievement, Progress, Climate, and College & Career (for high schools only) domains.




Achievement: INTERVENE (23%)

The Achievement domain measures performance on standardized assessments, including PSSA, Keystone Exams, ACCESS for ELLs, and reading assessments.



Progress: REINFORCE (60%)

The Progress domain measures growth on standardized assessments and progress towards graduation (for high schools only).



Climate: REINFORCE (74%)

The Climate domain measures school climate and student and parent/guardian engagement.



College & Career: REINFORCE (55%)

The College & Career domain measures college and career readiness and post-secondary outcomes.



2016-2017 School Progress Report

Preparatory Charter School of Mathematics, Science, Technology and Careers

School Code W13
Sector Charter
Address 1928 Point Breeze Ave, 19145
Phone/Fax 215-334-6144 / 215-334-6147
Website www.theprepcharterschool.org/

Report Type High School
Grades in Report 9-12
Enrollment 578
Admissions Category Citywide
Turnaround Model N/A

Performance Tiers

■ INTERVENE (0-24%) ■ WATCH (25-49%) ■ REINFORCE (50-74%) ■ MODEL (75-100%)

2014-15 2015-16 2016-17 3 YEAR AVG

OVERALL: WATCH (32%)

A school's overall score represents its combined performance on the Achievement, Progress, Climate, and College & Career (for high schools only) domains.

45%



32%



N/A

Achievement: INTERVENE (9%)

The Achievement domain measures performance on standardized assessments, including PSSA, Keystone Exams, ACCESS for ELLs, and reading assessments.

23%



9%



N/A

Progress: WATCH (29%)

The Progress domain measures growth on standardized assessments and progress towards graduation (for high schools only).

49%



29%



N/A

Climate: REINFORCE (55%)

The Climate domain measures school climate and student and parent/guardian engagement.

55%



54%



55%



54.7%

College & Career: REINFORCE (57%)

The College & Career domain measures college and career readiness and post-secondary outcomes.

67%



55%



57%



59.7%

Roxborough High School

School Code 603
Sector District
Address 6498 Ridge Ave, 19128
Phone/Fax 215-400-3400 / 215-400-3401
Website webgui.phila.k12.pa.us/schools/r/roxborough

Report Type High School
Grades in Report 9-12
Enrollment 624
Admissions Category Neighborhood
Turnaround Model N/A

Performance Tiers

■ INTERVENE (0-24%) ■ WATCH (25-49%) ■ REINFORCE (50-74%) ■ MODEL (75-100%)

2014-15 2015-16 2016-17 3 YEAR AVG

OVERALL: INTERVENE (14%)

A school's overall score represents its combined performance on the Achievement, Progress, Climate, and College & Career (for high schools only) domains.



Achievement: INTERVENE (0%)

The Achievement domain measures performance on standardized assessments, including PSSA, Keystone Exams, ACCESS for ELLs, and reading assessments.




Progress: INTERVENE (21%)

The Progress domain measures growth on standardized assessments and progress towards graduation (for high schools only).



Climate: INTERVENE (22%)

The Climate domain measures school climate and student and parent/guardian engagement.



College & Career: INTERVENE (13%)

The College & Career domain measures college and career readiness and post-secondary outcomes.



2016-2017 School Progress Report

Samuel Fels High School

School Code 712
Sector District
Address 5500 Langdon St, 19124
Phone/Fax 215-400-7100 / 215-400-7101
Website webgui.phila.k12.pa.us/schools/f/fels

Report Type High School
Grades in Report 9-12
Enrollment 988
Admissions Category Neighborhood
Turnaround Model N/A

Performance Tiers

■ INTERVENE (0-24%) ■ WATCH (25-49%) ■ REINFORCE (50-74%) ■ MODEL (75-100%)

2014-15 2015-16 2016-17 3 YEAR AVG

OVERALL: INTERVENE (11%)

A school's overall score represents its combined performance on the Achievement, Progress, Climate, and College & Career (for high schools only) domains.



Achievement: INTERVENE (1%)

The Achievement domain measures performance on standardized assessments, including PSSA, Keystone Exams, ACCESS for ELLs, and reading assessments.



Progress: INTERVENE (20%)

The Progress domain measures growth on standardized assessments and progress towards graduation (for high schools only).



Climate: INTERVENE (10%)

The Climate domain measures school climate and student and parent/guardian engagement.



College & Career: INTERVENE (7%)

The College & Career domain measures college and career readiness and post-secondary outcomes.



Sankofa Freedom Academy Charter School

School Code	W99	Report Type	High School
Sector	Charter	Grades in Report	9-12
Address	2501 Kensington Ave, 19125	Enrollment	194
Phone/Fax	215-288-2001 / 215-288-2099	Admissions Category	Citywide With Criteria
Website	www.sfacs.us/	Turnaround Model	N/A

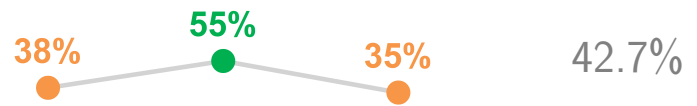
Performance Tiers

■ INTERVENE (0-24%)
 ■ WATCH (25-49%)
 ■ REINFORCE (50-74%)
 ■ MODEL (75-100%)

2014-15 2015-16 2016-17 3 YEAR AVG

OVERALL: WATCH (35%)

A school's overall score represents its combined performance on the Achievement, Progress, Climate, and College & Career (for high schools only) domains.




Achievement: INTERVENE (2%)

The Achievement domain measures performance on standardized assessments, including PSSA, Keystone Exams, ACCESS for ELLs, and reading assessments.



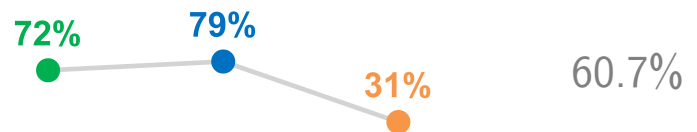
Progress: REINFORCE (66%)

The Progress domain measures growth on standardized assessments and progress towards graduation (for high schools only).



Climate: WATCH (31%)

The Climate domain measures school climate and student and parent/guardian engagement.



College & Career: WATCH (43%)

The College & Career domain measures college and career readiness and post-secondary outcomes.



Science Leadership Academy

School Code 265
Sector District
Address 55 N 22nd St, 19103
Phone/Fax 215-400-7830 / 215-400-7831
Website www.scienceleadership.org

Report Type High School
Grades in Report 9-12
Enrollment 492
Admissions Category Special Admit
Turnaround Model N/A

Performance Tiers

■ INTERVENE (0-24%) ■ WATCH (25-49%) ■ REINFORCE (50-74%) ■ MODEL (75-100%)

2014-15 2015-16 2016-17 3 YEAR AVG

OVERALL: REINFORCE (66%)

A school's overall score represents its combined performance on the Achievement, Progress, Climate, and College & Career (for high schools only) domains.



Achievement: REINFORCE (65%)

The Achievement domain measures performance on standardized assessments, including PSSA, Keystone Exams, ACCESS for ELLs, and reading assessments.



Progress: WATCH (49%)

The Progress domain measures growth on standardized assessments and progress towards graduation (for high schools only).



Climate: MODEL (84%)

The Climate domain measures school climate and student and parent/guardian engagement.



College & Career: MODEL (84%)

The College & Career domain measures college and career readiness and post-secondary outcomes.



South Philadelphia High School

School Code 200
 Sector District
 Address 2101 S Broad St, 19148
 Phone/Fax 215-400-8400 / 215-400-8401
 Website webgui.phila.k12.pa.us/schools/s/southphila

Report Type High School
 Grades in Report 9-12
 Enrollment 611
 Admissions Category Neighborhood
 Turnaround Model N/A

Performance Tiers

■ INTERVENE (0-24%) ■ WATCH (25-49%) ■ REINFORCE (50-74%) ■ MODEL (75-100%)

2014-15 2015-16 2016-17 3 YEAR AVG

OVERALL: INTERVENE (7%)

A school's overall score represents its combined performance on the Achievement, Progress, Climate, and College & Career (for high schools only) domains.



Achievement: INTERVENE (0%)

The Achievement domain measures performance on standardized assessments, including PSSA, Keystone Exams, ACCESS for ELLs, and reading assessments.



Progress: INTERVENE (6%)

The Progress domain measures growth on standardized assessments and progress towards graduation (for high schools only).



Climate: INTERVENE (15%)

The Climate domain measures school climate and student and parent/guardian engagement.



College & Career: INTERVENE (10%)

The College & Career domain measures college and career readiness and post-secondary outcomes.



Strawberry Mansion High School

School Code 414
 Sector District
 Address 3133 Ridge Ave, 19121
 Phone/Fax 215-400-7500 / 215-400-7501
 Website webgui.phila.k12.pa.us/schools/s/strawberry

Report Type High School
 Grades in Report 9-12
 Enrollment 312
 Admissions Category Neighborhood
 Turnaround Model Turnaround

Performance Tiers

■ INTERVENE (0-24%) ■ WATCH (25-49%) ■ REINFORCE (50-74%) ■ MODEL (75-100%)

2014-15 2015-16 2016-17 3 YEAR AVG

OVERALL: INTERVENE (5%)

A school's overall score represents its combined performance on the Achievement, Progress, Climate, and College & Career (for high schools only) domains.



Achievement: INTERVENE (0%)

The Achievement domain measures performance on standardized assessments, including PSSA, Keystone Exams, ACCESS for ELLs, and reading assessments.



Progress: INTERVENE (7%)

The Progress domain measures growth on standardized assessments and progress towards graduation (for high schools only).



Climate: INTERVENE (5%)

The Climate domain measures school climate and student and parent/guardian engagement.



College & Career: INTERVENE (13%)

The College & Career domain measures college and career readiness and post-secondary outcomes.



Swenson Arts and Technology High School

School Code 809
 Sector District
 Address 2750 Red Lion Rd, 19114
 Phone/Fax 215-400-3140 / 215-400-3141
 Website webgui.phila.k12.pa.us/schools/s/swenson

Report Type High School
 Grades in Report 9-12
 Enrollment 668
 Admissions Category Citywide
 Turnaround Model N/A

Performance Tiers

■ INTERVENE (0-24%) ■ WATCH (25-49%) ■ REINFORCE (50-74%) ■ MODEL (75-100%)

2014-15 2015-16 2016-17 3 YEAR AVG

OVERALL: WATCH (31%)

A school's overall score represents its combined performance on the Achievement, Progress, Climate, and College & Career (for high schools only) domains.



Achievement: INTERVENE (15%)

The Achievement domain measures performance on standardized assessments, including PSSA, Keystone Exams, ACCESS for ELLs, and reading assessments.



Progress: INTERVENE (20%)

The Progress domain measures growth on standardized assessments and progress towards graduation (for high schools only).



Climate: REINFORCE (65%)

The Climate domain measures school climate and student and parent/guardian engagement.



College & Career: REINFORCE (55%)

The College & Career domain measures college and career readiness and post-secondary outcomes.



TECH Freire Charter School

School Code X41
Sector Charter
Address 2221 N Broad St, 19132
Phone/Fax 267-507-1111 / N/A
Website www.techfreire.org

Report Type High School
Grades in Report 9-10
Enrollment 304
Admissions Category Citywide With Criteria
Turnaround Model N/A

Performance Tiers

■ INTERVENE (0-24%) ■ WATCH (25-49%) ■ REINFORCE (50-74%) ■ MODEL (75-100%)

2014-15 2015-16 2016-17 3 YEAR AVG

OVERALL: INTERVENE (15%)

A school's overall score represents its combined performance on the Achievement, Progress, Climate, and College & Career (for high schools only) domains.

15%
●

N/A

Achievement: INTERVENE (1%)

The Achievement domain measures performance on standardized assessments, including PSSA, Keystone Exams, ACCESS for ELLs, and reading assessments.

1%
●

N/A

Progress: WATCH (28%)

The Progress domain measures growth on standardized assessments and progress towards graduation (for high schools only).

28%
●

N/A

Climate: INTERVENE (12%)

The Climate domain measures school climate and student and parent/guardian engagement.

12%
●

N/A

College & Career: INSUFFICIENT DATA

The College & Career domain measures college and career readiness and post-secondary outcomes.

N/A

Tacony Academy Charter School

School Code X04
 Sector Charter
 Address 1330 Rhawn St, 19111
 Phone/Fax 215-742-5100 / 215-742-5200
 Website <http://ap-schools.org/taconyacademy.aspx>

Report Type High School
 Grades in Report 9-12
 Enrollment 389
 Admissions Category Citywide With Criteria
 Turnaround Model N/A

Performance Tiers

■ INTERVENE (0-24%) ■ WATCH (25-49%) ■ REINFORCE (50-74%) ■ MODEL (75-100%)

2014-15 2015-16 2016-17 3 YEAR AVG

OVERALL: WATCH (32%)

A school's overall score represents its combined performance on the Achievement, Progress, Climate, and College & Career (for high schools only) domains.



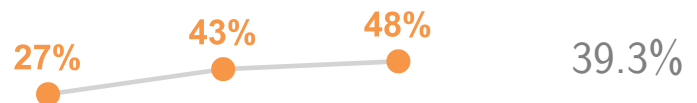
Achievement: INTERVENE (0%)

The Achievement domain measures performance on standardized assessments, including PSSA, Keystone Exams, ACCESS for ELLs, and reading assessments.



Progress: WATCH (48%)

The Progress domain measures growth on standardized assessments and progress towards graduation (for high schools only).



Climate: REINFORCE (53%)

The Climate domain measures school climate and student and parent/guardian engagement.



College & Career: INTERVENE (21%)

The College & Career domain measures college and career readiness and post-secondary outcomes.



2016-2017 School Progress Report

The LINC

School Code 566
Sector District
Address 122 W Erie Ave, 19140
Phone/Fax 215-400-3940 / 215-400-3941
Website webgui.phila.k12.pa.us/schools/l/the-linc

Report Type High School
Grades in Report 9-11
Enrollment 238
Admissions Category Citywide
Turnaround Model N/A

Performance Tiers

■ INTERVENE (0-24%) ■ WATCH (25-49%) ■ REINFORCE (50-74%) ■ MODEL (75-100%)

2014-15 2015-16 2016-17 3 YEAR AVG

OVERALL: INTERVENE (14%)

A school's overall score represents its combined performance on the Achievement, Progress, Climate, and College & Career (for high schools only) domains.



Achievement: INTERVENE (1%)

The Achievement domain measures performance on standardized assessments, including PSSA, Keystone Exams, ACCESS for ELLs, and reading assessments.



Progress: INTERVENE (24%)

The Progress domain measures growth on standardized assessments and progress towards graduation (for high schools only).



Climate: INTERVENE (18%)

The Climate domain measures school climate and student and parent/guardian engagement.



College & Career: INSUFFICIENT DATA

The College & Career domain measures college and career readiness and post-secondary outcomes.

N/A

The Science Leadership Academy at Beeber

School Code 268
Sector District
Address 5925 Malvern Ave, 19131
Phone/Fax 215-400-7270 / 215-400-7271
Website <https://slabeeber.org>

Report Type High School
Grades in Report 9-12
Enrollment 476
Admissions Category Special Admit
Turnaround Model N/A

Performance Tiers

■ INTERVENE (0-24%) ■ WATCH (25-49%) ■ REINFORCE (50-74%) ■ MODEL (75-100%)

2014-15 2015-16 2016-17 3 YEAR AVG

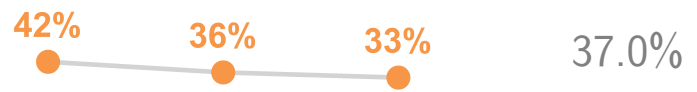
OVERALL: REINFORCE (50%)

A school's overall score represents its combined performance on the Achievement, Progress, Climate, and College & Career (for high schools only) domains.



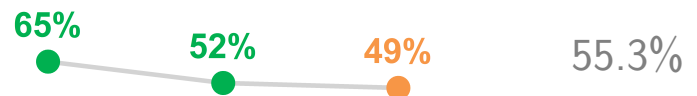
Achievement: WATCH (33%)

The Achievement domain measures performance on standardized assessments, including PSSA, Keystone Exams, ACCESS for ELLs, and reading assessments.



Progress: WATCH (49%)

The Progress domain measures growth on standardized assessments and progress towards graduation (for high schools only).



Climate: REINFORCE (67%)

The Climate domain measures school climate and student and parent/guardian engagement.



College & Career: REINFORCE (68%)

The College & Career domain measures college and career readiness and post-secondary outcomes.



2016-2017 School Progress Report

The U School

School Code 562
Sector District
Address 2000 N 7th St, 19122
Phone/Fax 215-400-7460 / 215-400-7461
Website webgui.phila.k12.pa.us/schools/u/the-u-school

Report Type High School
Grades in Report 9-11
Enrollment 236
Admissions Category Citywide
Turnaround Model N/A

Performance Tiers

■ INTERVENE (0-24%) ■ WATCH (25-49%) ■ REINFORCE (50-74%) ■ MODEL (75-100%)

2014-15 2015-16 2016-17 3 YEAR AVG

OVERALL: INTERVENE (9%)

A school's overall score represents its combined performance on the Achievement, Progress, Climate, and College & Career (for high schools only) domains.

9%
●

N/A

Achievement: INTERVENE (0%)

The Achievement domain measures performance on standardized assessments, including PSSA, Keystone Exams, ACCESS for ELLs, and reading assessments.

0%
●

N/A

Progress: INTERVENE (0%)

The Progress domain measures growth on standardized assessments and progress towards graduation (for high schools only).

0%
●

N/A

Climate: WATCH (31%)

The Climate domain measures school climate and student and parent/guardian engagement.

22% 31%
● — ●

N/A

College & Career: INSUFFICIENT DATA

The College & Career domain measures college and career readiness and post-secondary outcomes.

N/A

2016-2017 School Progress Report

The Workshop School

School Code 856
Sector District
Address 221 S Hanson St, 19139
Phone/Fax 215-400-7730 / 215-400-7731
Website www.workshopschool.org

Report Type High School
Grades in Report 9-12
Enrollment 230
Admissions Category Citywide
Turnaround Model N/A

Performance Tiers

■ INTERVENE (0-24%) ■ WATCH (25-49%) ■ REINFORCE (50-74%) ■ MODEL (75-100%)

2014-15 2015-16 2016-17 3 YEAR AVG

OVERALL: WATCH (32%)

A school's overall score represents its combined performance on the Achievement, Progress, Climate, and College & Career (for high schools only) domains.



Achievement: INTERVENE (0%)

The Achievement domain measures performance on standardized assessments, including PSSA, Keystone Exams, ACCESS for ELLs, and reading assessments.



Progress: WATCH (29%)

The Progress domain measures growth on standardized assessments and progress towards graduation (for high schools only).



Climate: REINFORCE (63%)

The Climate domain measures school climate and student and parent/guardian engagement.



College & Career: WATCH (39%)

The College & Career domain measures college and career readiness and post-secondary outcomes.



2016-2017 School Progress Report

Thomas A. Edison High School

School Code 502
Sector District
Address 151 W Luzerne St, 19140
Phone/Fax 215-400-3900 / 215-400-3901
Website webgui.phila.k12.pa.us/schools/e/edison-fareira

Report Type High School
Grades in Report 9-12
Enrollment 1,053
Admissions Category Neighborhood
Turnaround Model Turnaround

Performance Tiers

■ INTERVENE (0-24%) ■ WATCH (25-49%) ■ REINFORCE (50-74%) ■ MODEL (75-100%)

2014-15 2015-16 2016-17 3 YEAR AVG

OVERALL: INTERVENE (12%)

A school's overall score represents its combined performance on the Achievement, Progress, Climate, and College & Career (for high schools only) domains.




Achievement: INTERVENE (0%)

The Achievement domain measures performance on standardized assessments, including PSSA, Keystone Exams, ACCESS for ELLs, and reading assessments.



Progress: INTERVENE (20%)

The Progress domain measures growth on standardized assessments and progress towards graduation (for high schools only).



Climate: INTERVENE (12%)

The Climate domain measures school climate and student and parent/guardian engagement.



College & Career: INTERVENE (14%)

The College & Career domain measures college and career readiness and post-secondary outcomes.



Universal Charter School at Audenried

School Code X17
 Sector Charter
 Address 3301 Tasker St, 19145
 Phone/Fax 215-952-4801 / N/A
 Website www.universalfamilyofschools.org/our-schools/universal-audenried-charter-high-school/

Report Type High School
 Grades in Report 9-12
 Enrollment 612
 Admissions Category Neighborhood
 Turnaround Model Renaissance Charter

Performance Tiers

■ INTERVENE (0-24%) ■ WATCH (25-49%) ■ REINFORCE (50-74%) ■ MODEL (75-100%)

2014-15 2015-16 2016-17 3 YEAR AVG

OVERALL: INTERVENE (22%)

A school's overall score represents its combined performance on the Achievement, Progress, Climate, and College & Career (for high schools only) domains.



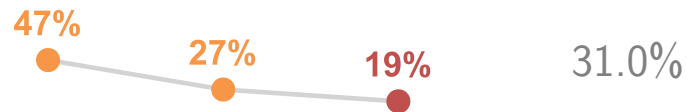
Achievement: INTERVENE (0%)

The Achievement domain measures performance on standardized assessments, including PSSA, Keystone Exams, ACCESS for ELLs, and reading assessments.



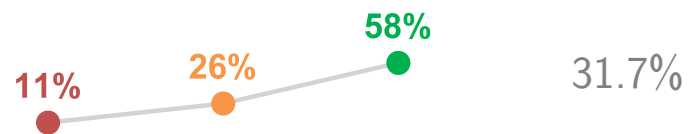
Progress: INTERVENE (19%)

The Progress domain measures growth on standardized assessments and progress towards graduation (for high schools only).



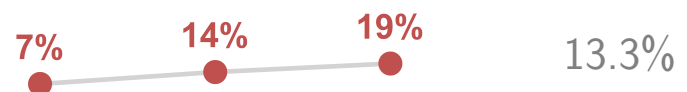
Climate: REINFORCE (58%)

The Climate domain measures school climate and student and parent/guardian engagement.



College & Career: INTERVENE (19%)

The College & Career domain measures college and career readiness and post-secondary outcomes.



2016-2017 School Progress Report

Walter B. Saul High School

School Code 604
Sector District
Address 7100 Henry Ave, 19128
Phone/Fax 215-400-3450 / 215-400-3451
Website <https://philasd.org/saul>

Report Type High School
Grades in Report 9-12
Enrollment 550
Admissions Category Special Admit
Turnaround Model N/A

Performance Tiers

■ INTERVENE (0-24%) ■ WATCH (25-49%) ■ REINFORCE (50-74%) ■ MODEL (75-100%)

2014-15 2015-16 2016-17 3 YEAR AVG

OVERALL: WATCH (30%)

A school's overall score represents its combined performance on the Achievement, Progress, Climate, and College & Career (for high schools only) domains.



Achievement: INTERVENE (9%)

The Achievement domain measures performance on standardized assessments, including PSSA, Keystone Exams, ACCESS for ELLs, and reading assessments.



Progress: INTERVENE (23%)

The Progress domain measures growth on standardized assessments and progress towards graduation (for high schools only).



Climate: REINFORCE (50%)

The Climate domain measures school climate and student and parent/guardian engagement.



College & Career: REINFORCE (70%)

The College & Career domain measures college and career readiness and post-secondary outcomes.



West Philadelphia High School

School Code 102
 Sector District
 Address 4901 Chestnut St, 19139
 Phone/Fax 215-400-7900 / 215-400-7901
 Website webgui.phila.k12.pa.us/schools/w/westphila

Report Type High School
 Grades in Report 9-12
 Enrollment 483
 Admissions Category Neighborhood
 Turnaround Model Turnaround

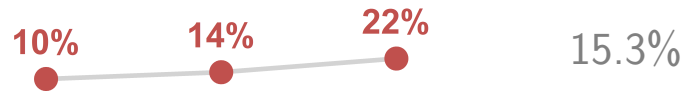
Performance Tiers

■ INTERVENE (0-24%) ■ WATCH (25-49%) ■ REINFORCE (50-74%) ■ MODEL (75-100%)

2014-15 2015-16 2016-17 3 YEAR AVG

OVERALL: INTERVENE (22%)

A school's overall score represents its combined performance on the Achievement, Progress, Climate, and College & Career (for high schools only) domains.



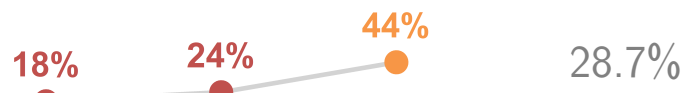
Achievement: INTERVENE (0%)

The Achievement domain measures performance on standardized assessments, including PSSA, Keystone Exams, ACCESS for ELLs, and reading assessments.



Progress: WATCH (44%)

The Progress domain measures growth on standardized assessments and progress towards graduation (for high schools only).



Climate: INTERVENE (14%)

The Climate domain measures school climate and student and parent/guardian engagement.



College & Career: INTERVENE (12%)

The College & Career domain measures college and career readiness and post-secondary outcomes.



2016-2017 School Progress Report

William L. Sayre High School

School Code 110
Sector District
Address 5800 Walnut St, 19139
Phone/Fax 215-400-7800 / 215-400-7801
Website webgui.phila.k12.pa.us/schools/s/sayre

Report Type High School
Grades in Report 9-12
Enrollment 492
Admissions Category Neighborhood
Turnaround Model N/A

Performance Tiers

■ INTERVENE (0-24%) ■ WATCH (25-49%) ■ REINFORCE (50-74%) ■ MODEL (75-100%)

2014-15 2015-16 2016-17 3 YEAR AVG

OVERALL: INTERVENE (8%)

A school's overall score represents its combined performance on the Achievement, Progress, Climate, and College & Career (for high schools only) domains.



Achievement: INTERVENE (0%)

The Achievement domain measures performance on standardized assessments, including PSSA, Keystone Exams, ACCESS for ELLs, and reading assessments.



Progress: INTERVENE (13%)

The Progress domain measures growth on standardized assessments and progress towards graduation (for high schools only).



Climate: INTERVENE (12%)

The Climate domain measures school climate and student and parent/guardian engagement.



College & Career: INTERVENE (5%)

The College & Career domain measures college and career readiness and post-secondary outcomes.



William W. Bodine High School

School Code 515
 Sector District
 Address 1101 N 4th St, 19123
 Phone/Fax 215-400-7630 / 215-400-7631
 Website webgui.phila.k12.pa.us/schools/b/bodine

Report Type High School
 Grades in Report 9-12
 Enrollment 513
 Admissions Category Special Admit
 Turnaround Model N/A

Performance Tiers

■ INTERVENE (0-24%) ■ WATCH (25-49%) ■ REINFORCE (50-74%) ■ MODEL (75-100%)

2014-15 2015-16 2016-17 3 YEAR AVG

OVERALL: REINFORCE (51%)

A school's overall score represents its combined performance on the Achievement, Progress, Climate, and College & Career (for high schools only) domains.



Achievement: WATCH (38%)

The Achievement domain measures performance on standardized assessments, including PSSA, Keystone Exams, ACCESS for ELLs, and reading assessments.



Progress: WATCH (46%)

The Progress domain measures growth on standardized assessments and progress towards graduation (for high schools only).



Climate: REINFORCE (62%)

The Climate domain measures school climate and student and parent/guardian engagement.



College & Career: MODEL (82%)

The College & Career domain measures college and career readiness and post-secondary outcomes.



World Communications Charter School*

School Code	W03	Report Type	High School
Sector	Charter	Grades in Report	9-12
Address	Closed, Closed	Enrollment	382
Phone/Fax	Closed / Closed	Admissions Category	Citywide
Website	Closed	Turnaround Model	N/A

Performance Tiers

■ INTERVENE (0-24%)
 ■ WATCH (25-49%)
 ■ REINFORCE (50-74%)
 ■ MODEL (75-100%)

2014-15 2015-16 2016-17 3 YEAR AVG

OVERALL: INTERVENE (11%)

A school's overall score represents its combined performance on the Achievement, Progress, Climate, and College & Career (for high schools only) domains.



Achievement: INTERVENE (0%)

The Achievement domain measures performance on standardized assessments, including PSSA, Keystone Exams, ACCESS for ELLs, and reading assessments.



Progress: INTERVENE (0%)

The Progress domain measures growth on standardized assessments and progress towards graduation (for high schools only).



Climate: INSUFFICIENT DATA

The Climate domain measures school climate and student and parent/guardian engagement.



College & Career: INSUFFICIENT DATA

The College & Career domain measures college and career readiness and post-secondary outcomes.



*School closed at the end of the 2016-2017 school year.