

2016-2017 School Progress Report

A.L. Fitzpatrick School

School Code 839
Sector District
Address 11061 Knights Rd, 19154
Phone/Fax 215-400-3060 / 215-400-3061
Website webgui.phila.k12.pa.us/schools/f/fitzpatrick

Report Type K8 School
Grades in Report K-8
Enrollment 830
Admissions Category Neighborhood
Turnaround Model N/A

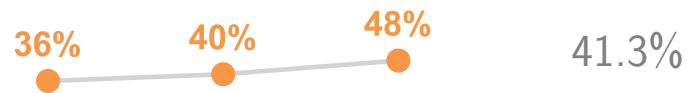
Performance Tiers

■ INTERVENE (0-24%) ■ WATCH (25-49%) ■ REINFORCE (50-74%) ■ MODEL (75-100%)

2014-15 2015-16 2016-17 3 YEAR AVG

OVERALL: WATCH (48%)

A school's overall score represents its combined performance on the Achievement, Progress, Climate, and College & Career (for high schools only) domains.




Achievement: WATCH (27%)

The Achievement domain measures performance on standardized assessments, including PSSA, Keystone Exams, ACCESS for ELLs, and reading assessments.




Progress: REINFORCE (69%)

The Progress domain measures growth on standardized assessments and progress towards graduation (for high schools only).



Climate: WATCH (42%)

The Climate domain measures school climate and student and parent/guardian engagement.



2016-2017 School Progress Report

Ad Prima Charter School

School Code W79
Sector Charter
Address 1922 N 63rd St, 19151
Phone/Fax 267-403-2953 / 267-292-4058
Website www.adprimacharterschools.org/

Report Type K8 School
Grades in Report K-8
Enrollment 666
Admissions Category Citywide
Turnaround Model N/A

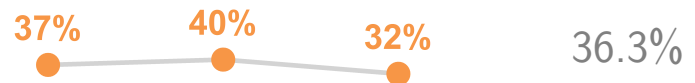
Performance Tiers

■ INTERVENE (0-24%) ■ WATCH (25-49%) ■ REINFORCE (50-74%) ■ MODEL (75-100%)

2014-15 2015-16 2016-17 3 YEAR AVG

OVERALL: WATCH (32%)

A school's overall score represents its combined performance on the Achievement, Progress, Climate, and College & Career (for high schools only) domains.



Achievement: WATCH (26%)

The Achievement domain measures performance on standardized assessments, including PSSA, Keystone Exams, ACCESS for ELLs, and reading assessments.



Progress: INTERVENE (10%)

The Progress domain measures growth on standardized assessments and progress towards graduation (for high schools only).



Climate: REINFORCE (66%)

The Climate domain measures school climate and student and parent/guardian engagement.



Add B. Anderson School

School Code 146
 Sector District
 Address 1034 S 60th St, 19143
 Phone/Fax 215-400-7890 / 215-400-7891
 Website webgui.phila.k12.pa.us/schools/a/anderson

Report Type K8 School
 Grades in Report K-8
 Enrollment 470
 Admissions Category Neighborhood
 Turnaround Model N/A

Performance Tiers

■ INTERVENE (0-24%) ■ WATCH (25-49%) ■ REINFORCE (50-74%) ■ MODEL (75-100%)

2014-15 2015-16 2016-17 3 YEAR AVG

OVERALL: INTERVENE (10%)

A school's overall score represents its combined performance on the Achievement, Progress, Climate, and College & Career (for high schools only) domains.



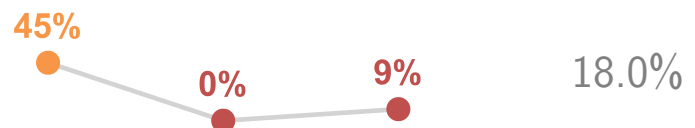
Achievement: INTERVENE (8%)

The Achievement domain measures performance on standardized assessments, including PSSA, Keystone Exams, ACCESS for ELLs, and reading assessments.



Progress: INTERVENE (9%)

The Progress domain measures growth on standardized assessments and progress towards graduation (for high schools only).



Climate: INTERVENE (14%)

The Climate domain measures school climate and student and parent/guardian engagement.



2016-2017 School Progress Report

Alain Locke School

School Code 147
Sector District
Address 4550 Haverford Ave, 19139
Phone/Fax 215-400-7670 / 215-400-7671
Website webgui.phila.k12.pa.us/schools/l/locke

Report Type K8 School
Grades in Report K-8
Enrollment 447
Admissions Category Neighborhood
Turnaround Model N/A

Performance Tiers

■ INTERVENE (0-24%) ■ WATCH (25-49%) ■ REINFORCE (50-74%) ■ MODEL (75-100%)

2014-15 2015-16 2016-17 3 YEAR AVG

OVERALL: INTERVENE (12%)

A school's overall score represents its combined performance on the Achievement, Progress, Climate, and College & Career (for high schools only) domains.




Achievement: INTERVENE (4%)

The Achievement domain measures performance on standardized assessments, including PSSA, Keystone Exams, ACCESS for ELLs, and reading assessments.



Progress: INTERVENE (23%)

The Progress domain measures growth on standardized assessments and progress towards graduation (for high schools only).



Climate: INTERVENE (8%)

The Climate domain measures school climate and student and parent/guardian engagement.



2016-2017 School Progress Report

Albert M. Greenfield School

School Code 247
Sector District
Address 2200 Chestnut St, 19103
Phone/Fax 215-400-7810 / 215-400-7811
Website webgui.phila.k12.pa.us/schools/g/greenfield

Report Type K8 School
Grades in Report K-8
Enrollment 622
Admissions Category Neighborhood
Turnaround Model N/A

Performance Tiers

■ INTERVENE (0-24%) ■ WATCH (25-49%) ■ REINFORCE (50-74%) ■ MODEL (75-100%)

2014-15 2015-16 2016-17 3 YEAR AVG

OVERALL: REINFORCE (51%)

A school's overall score represents its combined performance on the Achievement, Progress, Climate, and College & Career (for high schools only) domains.



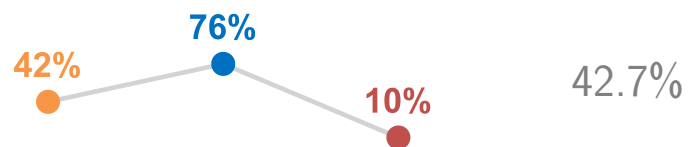
Achievement: REINFORCE (68%)

The Achievement domain measures performance on standardized assessments, including PSSA, Keystone Exams, ACCESS for ELLs, and reading assessments.



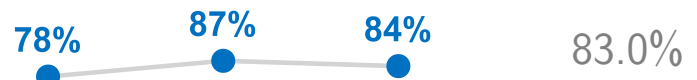
Progress: INTERVENE (10%)

The Progress domain measures growth on standardized assessments and progress towards graduation (for high schools only).



Climate: MODEL (84%)

The Climate domain measures school climate and student and parent/guardian engagement.



2016-2017 School Progress Report

Alexander Adaire School

School Code 520
Sector District
Address 1300 E Palmer St, 19125
Phone/Fax 215-400-7480 / 215-400-7481
Website webgui.phila.k12.pa.us/schools/a/adaire

Report Type K8 School
Grades in Report K-8
Enrollment 343
Admissions Category Neighborhood
Turnaround Model N/A

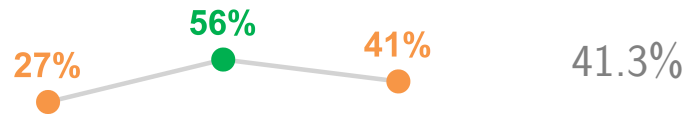
Performance Tiers

■ INTERVENE (0-24%) ■ WATCH (25-49%) ■ REINFORCE (50-74%) ■ MODEL (75-100%)

2014-15 2015-16 2016-17 3 YEAR AVG


OVERALL: WATCH (41%)

A school's overall score represents its combined performance on the Achievement, Progress, Climate, and College & Career (for high schools only) domains.



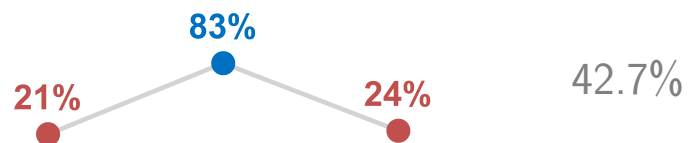
Achievement: WATCH (34%)

The Achievement domain measures performance on standardized assessments, including PSSA, Keystone Exams, ACCESS for ELLs, and reading assessments.



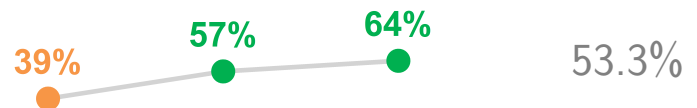
Progress: INTERVENE (24%)

The Progress domain measures growth on standardized assessments and progress towards graduation (for high schools only).



Climate: REINFORCE (64%)

The Climate domain measures school climate and student and parent/guardian engagement.



2016-2017 School Progress Report

Allen M. Stearne School

School Code 729
Sector District
Address 1655 Unity St, 19124
Phone/Fax 215-400-3980 / 215-400-3981
Website webgui.phila.k12.pa.us/schools/s/stearne

Report Type K8 School
Grades in Report K-8
Enrollment 563
Admissions Category Neighborhood
Turnaround Model N/A

Performance Tiers

■ INTERVENE (0-24%) ■ WATCH (25-49%) ■ REINFORCE (50-74%) ■ MODEL (75-100%)

2014-15 2015-16 2016-17 3 YEAR AVG

OVERALL: INTERVENE (20%)

A school's overall score represents its combined performance on the Achievement, Progress, Climate, and College & Career (for high schools only) domains.




Achievement: INTERVENE (2%)

The Achievement domain measures performance on standardized assessments, including PSSA, Keystone Exams, ACCESS for ELLs, and reading assessments.



Progress: REINFORCE (51%)

The Progress domain measures growth on standardized assessments and progress towards graduation (for high schools only).



Climate: INTERVENE (5%)

The Climate domain measures school climate and student and parent/guardian engagement.



Alliance For Progress Charter School

School Code W15
Sector Charter
Address 1821 N Cecil B Moore Ave, 19121
Phone/Fax 215-232-4892 / 215-232-4893
Website www.afpcs.org/

Report Type K8 School
Grades in Report K-8
Enrollment 447
Admissions Category Citywide
Turnaround Model N/A

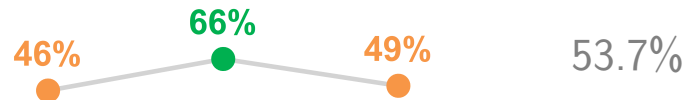
Performance Tiers

■ INTERVENE (0-24%) ■ WATCH (25-49%) ■ REINFORCE (50-74%) ■ MODEL (75-100%)

2014-15 2015-16 2016-17 3 YEAR AVG

OVERALL: WATCH (49%)

A school's overall score represents its combined performance on the Achievement, Progress, Climate, and College & Career (for high schools only) domains.



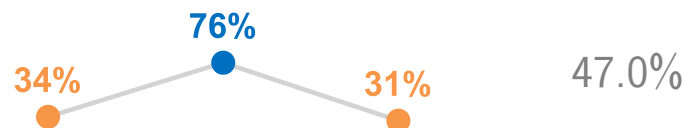
Achievement: WATCH (32%)

The Achievement domain measures performance on standardized assessments, including PSSA, Keystone Exams, ACCESS for ELLs, and reading assessments.



Progress: WATCH (31%)

The Progress domain measures growth on standardized assessments and progress towards graduation (for high schools only).



Climate: MODEL (81%)

The Climate domain measures school climate and student and parent/guardian engagement.



2016-2017 School Progress Report

Andrew Hamilton School

School Code 129
Sector District
Address 5640 Spruce St, 19139
Phone/Fax 215-400-7650 / 215-400-7651
Website <https://philasd.org/hamilton>

Report Type K8 School
Grades in Report K-8
Enrollment 587
Admissions Category Neighborhood
Turnaround Model N/A

Performance Tiers

■ INTERVENE (0-24%) ■ WATCH (25-49%) ■ REINFORCE (50-74%) ■ MODEL (75-100%)

2014-15 2015-16 2016-17 3 YEAR AVG

OVERALL: INTERVENE (11%)

A school's overall score represents its combined performance on the Achievement, Progress, Climate, and College & Career (for high schools only) domains.



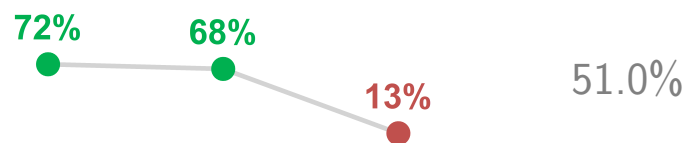
Achievement: INTERVENE (6%)

The Achievement domain measures performance on standardized assessments, including PSSA, Keystone Exams, ACCESS for ELLs, and reading assessments.



Progress: INTERVENE (13%)

The Progress domain measures growth on standardized assessments and progress towards graduation (for high schools only).



Climate: INTERVENE (11%)

The Climate domain measures school climate and student and parent/guardian engagement.



2016-2017 School Progress Report

Andrew J. Morrison School

School Code 739
Sector District
Address 5100 N 3rd St, 19120
Phone/Fax 215-400-3780 / 215-400-3781
Website webgui.phila.k12.pa.us/schools/m/morrison

Report Type K8 School
Grades in Report K-8
Enrollment 723
Admissions Category Neighborhood
Turnaround Model N/A

Performance Tiers

■ INTERVENE (0-24%) ■ WATCH (25-49%) ■ REINFORCE (50-74%) ■ MODEL (75-100%)

2014-15 2015-16 2016-17 3 YEAR AVG

OVERALL: WATCH (33%)

A school's overall score represents its combined performance on the Achievement, Progress, Climate, and College & Career (for high schools only) domains.



Achievement: INTERVENE (6%)

The Achievement domain measures performance on standardized assessments, including PSSA, Keystone Exams, ACCESS for ELLs, and reading assessments.



Progress: REINFORCE (71%)

The Progress domain measures growth on standardized assessments and progress towards graduation (for high schools only).



Climate: INTERVENE (15%)

The Climate domain measures school climate and student and parent/guardian engagement.



2016-2017 School Progress Report

Andrew Jackson School

School Code 251
Sector District
Address 1213 S 12th St, 19147
Phone/Fax 215-400-7970 / 215-400-7971
Website webgui.phila.k12.pa.us/schools/j/jackson

Report Type K8 School
Grades in Report K-8
Enrollment 566
Admissions Category Neighborhood
Turnaround Model N/A

Performance Tiers

■ INTERVENE (0-24%) ■ WATCH (25-49%) ■ REINFORCE (50-74%) ■ MODEL (75-100%)

2014-15 2015-16 2016-17 3 YEAR AVG

OVERALL: REINFORCE (50%)

A school's overall score represents its combined performance on the Achievement, Progress, Climate, and College & Career (for high schools only) domains.



Achievement: WATCH (28%)

The Achievement domain measures performance on standardized assessments, including PSSA, Keystone Exams, ACCESS for ELLs, and reading assessments.



Progress: REINFORCE (56%)

The Progress domain measures growth on standardized assessments and progress towards graduation (for high schools only).



Climate: REINFORCE (63%)

The Climate domain measures school climate and student and parent/guardian engagement.



2016-2017 School Progress Report

Anna B. Day School

School Code 620
Sector District
Address 6324 Crittenden St, 19138
Phone/Fax 215-400-3520 / 215-400-3521
Website webgui.phila.k12.pa.us/schools/d/day

Report Type K8 School
Grades in Report K-8
Enrollment 513
Admissions Category Neighborhood
Turnaround Model N/A

Performance Tiers

■ INTERVENE (0-24%) ■ WATCH (25-49%) ■ REINFORCE (50-74%) ■ MODEL (75-100%)

2014-15 2015-16 2016-17 3 YEAR AVG

OVERALL: INTERVENE (11%)

A school's overall score represents its combined performance on the Achievement, Progress, Climate, and College & Career (for high schools only) domains.



Achievement: INTERVENE (10%)

The Achievement domain measures performance on standardized assessments, including PSSA, Keystone Exams, ACCESS for ELLs, and reading assessments.



Progress: INTERVENE (0%)

The Progress domain measures growth on standardized assessments and progress towards graduation (for high schools only).



Climate: INTERVENE (23%)

The Climate domain measures school climate and student and parent/guardian engagement.



2016-2017 School Progress Report

Anna L. Lingelbach School

School Code 644
Sector District
Address 6340 Wayne Ave, 19144
Phone/Fax 215-400-3630 / 215-400-3631
Website webgui.phila.k12.pa.us/schools/l/lingelbach

Report Type K8 School
Grades in Report K-8
Enrollment 459
Admissions Category Neighborhood
Turnaround Model N/A


Performance Tiers

■ INTERVENE (0-24%) ■ WATCH (25-49%) ■ REINFORCE (50-74%) ■ MODEL (75-100%)

2014-15 2015-16 2016-17 3 YEAR AVG

OVERALL: WATCH (39%)

A school's overall score represents its combined performance on the Achievement, Progress, Climate, and College & Career (for high schools only) domains.



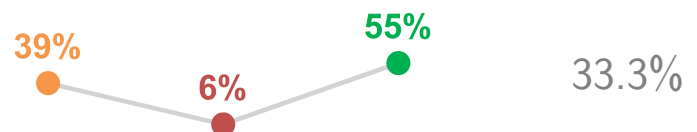
Achievement: INTERVENE (14%)

The Achievement domain measures performance on standardized assessments, including PSSA, Keystone Exams, ACCESS for ELLs, and reading assessments.



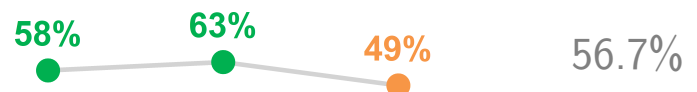
Progress: REINFORCE (55%)

The Progress domain measures growth on standardized assessments and progress towards graduation (for high schools only).



Climate: WATCH (49%)

The Climate domain measures school climate and student and parent/guardian engagement.



Antonia Pantoja Charter School

School Code W95
 Sector Charter
 Address 4101 N American St, 19140
 Phone/Fax 215-329-2733 / 215-329-2433
 Website www.aspirapa.org/pantoja/

Report Type K8 School
 Grades in Report K-8
 Enrollment 711
 Admissions Category Citywide
 Turnaround Model N/A


Performance Tiers

■ INTERVENE (0-24%) ■ WATCH (25-49%) ■ REINFORCE (50-74%) ■ MODEL (75-100%)

2014-15 2015-16 2016-17 3 YEAR AVG

OVERALL: REINFORCE (65%)

A school's overall score represents its combined performance on the Achievement, Progress, Climate, and College & Career (for high schools only) domains.



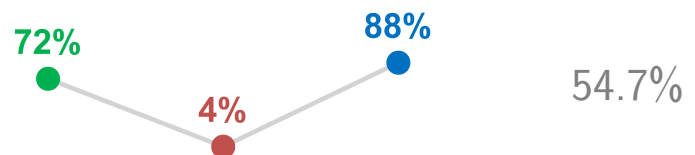
Achievement: INTERVENE (23%)

The Achievement domain measures performance on standardized assessments, including PSSA, Keystone Exams, ACCESS for ELLs, and reading assessments.



Progress: MODEL (88%)

The Progress domain measures growth on standardized assessments and progress towards graduation (for high schools only).



Climate: MODEL (80%)

The Climate domain measures school climate and student and parent/guardian engagement.



Avery D. Harrington School

School Code 130
 Sector District
 Address 5300 Baltimore Ave, 19143
 Phone/Fax 215-400-7920 / 215-400-7921
 Website webgui.phila.k12.pa.us/schools/h/harrington

Report Type K8 School
 Grades in Report K-8
 Enrollment 493
 Admissions Category Neighborhood
 Turnaround Model N/A

Performance Tiers

■ INTERVENE (0-24%) ■ WATCH (25-49%) ■ REINFORCE (50-74%) ■ MODEL (75-100%)

2014-15 2015-16 2016-17 3 YEAR AVG

OVERALL: INTERVENE (6%)

A school's overall score represents its combined performance on the Achievement, Progress, Climate, and College & Career (for high schools only) domains.



Achievement: INTERVENE (10%)

The Achievement domain measures performance on standardized assessments, including PSSA, Keystone Exams, ACCESS for ELLs, and reading assessments.



Progress: INTERVENE (0%)

The Progress domain measures growth on standardized assessments and progress towards graduation (for high schools only).



Climate: INTERVENE (7%)

The Climate domain measures school climate and student and parent/guardian engagement.



Bache-Martin School

School Code 221
 Sector District
 Address 2201 Brown St, 19130
 Phone/Fax 215-400-7550 / 215-400-7551
 Website webgui.phila.k12.pa.us/schools/b/bache-martin

Report Type K8 School
 Grades in Report K-8
 Enrollment 479
 Admissions Category Neighborhood
 Turnaround Model N/A


Performance Tiers

■ INTERVENE (0-24%) ■ WATCH (25-49%) ■ REINFORCE (50-74%) ■ MODEL (75-100%)

2014-15 2015-16 2016-17 3 YEAR AVG


OVERALL: INTERVENE (24%)

A school's overall score represents its combined performance on the Achievement, Progress, Climate, and College & Career (for high schools only) domains.



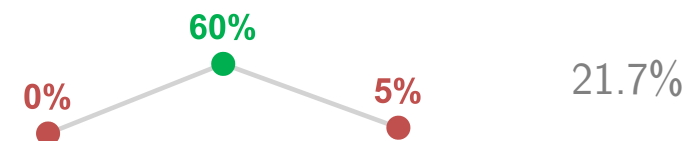
Achievement: WATCH (27%)

The Achievement domain measures performance on standardized assessments, including PSSA, Keystone Exams, ACCESS for ELLs, and reading assessments.



Progress: INTERVENE (5%)

The Progress domain measures growth on standardized assessments and progress towards graduation (for high schools only).



Climate: WATCH (39%)

The Climate domain measures school climate and student and parent/guardian engagement.



2016-2017 School Progress Report

Belmont Charter School

School Code W68
Sector Charter
Address 4030 Brown St, 19104
Phone/Fax 215-823-8208 / 215-823-8209
Website www.belmontcharternetwork.org/bcs/

Report Type K8 School
Grades in Report K-8
Enrollment 678
Admissions Category Neighborhood
Turnaround Model N/A

Performance Tiers

■ INTERVENE (0-24%) ■ WATCH (25-49%) ■ REINFORCE (50-74%) ■ MODEL (75-100%)

2014-15 2015-16 2016-17 3 YEAR AVG

OVERALL: INTERVENE (16%)

A school's overall score represents its combined performance on the Achievement, Progress, Climate, and College & Career (for high schools only) domains.



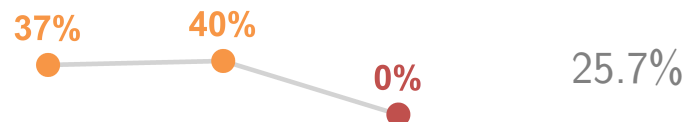
Achievement: INTERVENE (10%)

The Achievement domain measures performance on standardized assessments, including PSSA, Keystone Exams, ACCESS for ELLs, and reading assessments.



Progress: INTERVENE (0%)

The Progress domain measures growth on standardized assessments and progress towards graduation (for high schools only).



Climate: WATCH (42%)

The Climate domain measures school climate and student and parent/guardian engagement.



2016-2017 School Progress Report

Benjamin B. Comegys School

School Code 126
Sector District
Address 5100 Greenway Ave, 19143
Phone/Fax 215-400-7860 / 215-400-7861
Website webgui.phila.k12.pa.us/schools/c/comegys

Report Type K8 School
Grades in Report K-8
Enrollment 516
Admissions Category Neighborhood
Turnaround Model N/A

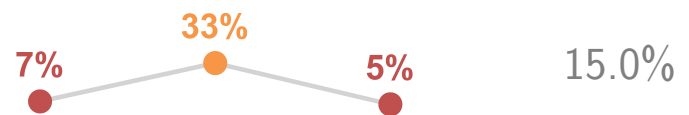
Performance Tiers

■ INTERVENE (0-24%) ■ WATCH (25-49%) ■ REINFORCE (50-74%) ■ MODEL (75-100%)

2014-15 2015-16 2016-17 3 YEAR AVG

OVERALL: INTERVENE (5%)

A school's overall score represents its combined performance on the Achievement, Progress, Climate, and College & Career (for high schools only) domains.



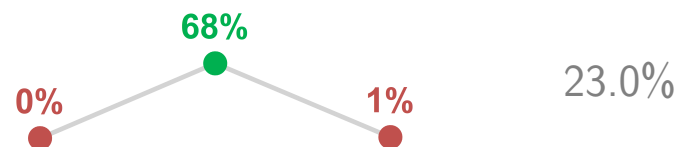
Achievement: INTERVENE (3%)

The Achievement domain measures performance on standardized assessments, including PSSA, Keystone Exams, ACCESS for ELLs, and reading assessments.



Progress: INTERVENE (1%)

The Progress domain measures growth on standardized assessments and progress towards graduation (for high schools only).



Climate: INTERVENE (11%)

The Climate domain measures school climate and student and parent/guardian engagement.



2016-2017 School Progress Report

Benjamin Franklin School

School Code 728
Sector District
Address 5735 Rising Sun Ave, 19120
Phone/Fax 215-400-3760 / 215-400-3761
Website webgui.phila.k12.pa.us/schools/f/franklin

Report Type K8 School
Grades in Report K-8
Enrollment 984
Admissions Category Neighborhood
Turnaround Model N/A

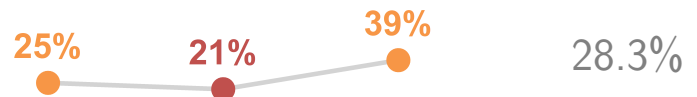
Performance Tiers

■ INTERVENE (0-24%) ■ WATCH (25-49%) ■ REINFORCE (50-74%) ■ MODEL (75-100%)

2014-15 2015-16 2016-17 3 YEAR AVG

OVERALL: WATCH (39%)

A school's overall score represents its combined performance on the Achievement, Progress, Climate, and College & Career (for high schools only) domains.



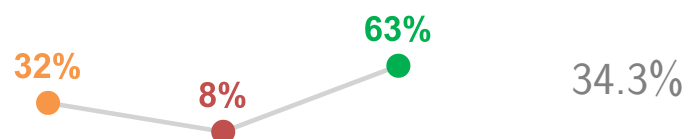
Achievement: INTERVENE (8%)

The Achievement domain measures performance on standardized assessments, including PSSA, Keystone Exams, ACCESS for ELLs, and reading assessments.



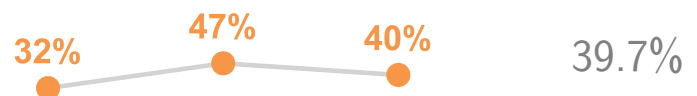
Progress: REINFORCE (63%)

The Progress domain measures growth on standardized assessments and progress towards graduation (for high schools only).



Climate: WATCH (40%)

The Climate domain measures school climate and student and parent/guardian engagement.



Bridesburg School

School Code 747
 Sector District
 Address 2824 Jenks St, 19137
 Phone/Fax 215-400-7240 / 215-400-7241
 Website webgui.phila.k12.pa.us/schools/b/bridesburg

Report Type K8 School
 Grades in Report K-8
 Enrollment 794
 Admissions Category Neighborhood
 Turnaround Model N/A

Performance Tiers

■ INTERVENE (0-24%) ■ WATCH (25-49%) ■ REINFORCE (50-74%) ■ MODEL (75-100%)

2014-15 2015-16 2016-17 3 YEAR AVG

OVERALL: REINFORCE (52%)

A school's overall score represents its combined performance on the Achievement, Progress, Climate, and College & Career (for high schools only) domains.



Achievement: WATCH (30%)

The Achievement domain measures performance on standardized assessments, including PSSA, Keystone Exams, ACCESS for ELLs, and reading assessments.



Progress: MODEL (76%)

The Progress domain measures growth on standardized assessments and progress towards graduation (for high schools only).



Climate: WATCH (44%)

The Climate domain measures school climate and student and parent/guardian engagement.



2016-2017 School Progress Report

Charles W. Henry School

School Code 625
Sector District
Address 601 Carpenter Ln, 19119
Phone/Fax 215-400-3480 / 215-400-3481
Website webgui.phila.k12.pa.us/schools/h/henry

Report Type K8 School
Grades in Report K-8
Enrollment 479
Admissions Category Neighborhood
Turnaround Model N/A

Performance Tiers

■ INTERVENE (0-24%) ■ WATCH (25-49%) ■ REINFORCE (50-74%) ■ MODEL (75-100%)

2014-15 2015-16 2016-17 3 YEAR AVG

OVERALL: REINFORCE (52%)

A school's overall score represents its combined performance on the Achievement, Progress, Climate, and College & Career (for high schools only) domains.



Achievement: WATCH (34%)

The Achievement domain measures performance on standardized assessments, including PSSA, Keystone Exams, ACCESS for ELLs, and reading assessments.



Progress: REINFORCE (68%)

The Progress domain measures growth on standardized assessments and progress towards graduation (for high schools only).



Climate: REINFORCE (54%)

The Climate domain measures school climate and student and parent/guardian engagement.



2016-2017 School Progress Report

Chester A. Arthur School

School Code 248
Sector District
Address 2000 Catharine St, 19146
Phone/Fax 215-400-7940 / 215-400-7941
Website <https://philasd.org/arthur>

Report Type K8 School
Grades in Report K-8
Enrollment 251
Admissions Category Neighborhood
Turnaround Model School Redesign Initiative

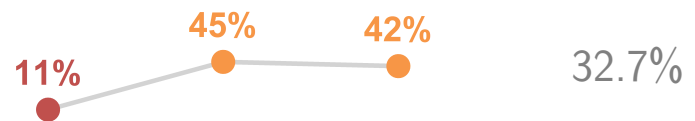
Performance Tiers

■ INTERVENE (0-24%) ■ WATCH (25-49%) ■ REINFORCE (50-74%) ■ MODEL (75-100%)

2014-15 2015-16 2016-17 3 YEAR AVG


OVERALL: WATCH (42%)

A school's overall score represents its combined performance on the Achievement, Progress, Climate, and College & Career (for high schools only) domains.



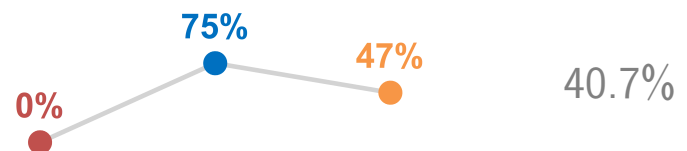
Achievement: INTERVENE (24%)

The Achievement domain measures performance on standardized assessments, including PSSA, Keystone Exams, ACCESS for ELLs, and reading assessments.



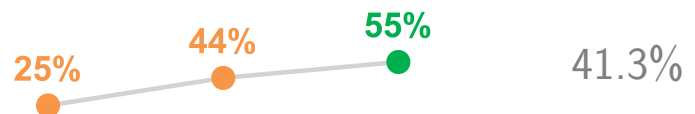
Progress: WATCH (47%)

The Progress domain measures growth on standardized assessments and progress towards graduation (for high schools only).



Climate: REINFORCE (55%)

The Climate domain measures school climate and student and parent/guardian engagement.



Christopher Columbus Charter School

School Code W06
Sector Charter
Address 916 Christian St, 19147
Phone/Fax 215-389-3732 / 215-925-6851
Website christophercolumbus.comcastbiz.net/

Report Type K8 School
Grades in Report K-8
Enrollment 818
Admissions Category Citywide
Turnaround Model N/A

Performance Tiers

■ INTERVENE (0-24%) ■ WATCH (25-49%) ■ REINFORCE (50-74%) ■ MODEL (75-100%)

2014-15 2015-16 2016-17 3 YEAR AVG

OVERALL: REINFORCE (74%)

A school's overall score represents its combined performance on the Achievement, Progress, Climate, and College & Career (for high schools only) domains.



Achievement: WATCH (48%)

The Achievement domain measures performance on standardized assessments, including PSSA, Keystone Exams, ACCESS for ELLs, and reading assessments.



Progress: MODEL (77%)

The Progress domain measures growth on standardized assessments and progress towards graduation (for high schools only).



Climate: MODEL (93%)

The Climate domain measures school climate and student and parent/guardian engagement.



Community Academy of Philadelphia Charter School

School Code W01
Sector Charter
Address 1100 E Erie Ave, 19124
Phone/Fax 215-533-6700 / 215-533-6722
Website www.communityacademy.org/

Report Type K8 School
Grades in Report K-8
Enrollment 621
Admissions Category Citywide
Turnaround Model N/A


Performance Tiers

■ INTERVENE (0-24%) ■ WATCH (25-49%) ■ REINFORCE (50-74%) ■ MODEL (75-100%)

2014-15 2015-16 2016-17 3 YEAR AVG

OVERALL: REINFORCE (59%)

A school's overall score represents its combined performance on the Achievement, Progress, Climate, and College & Career (for high schools only) domains.



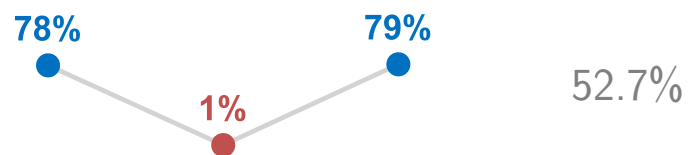
Achievement: INTERVENE (18%)

The Achievement domain measures performance on standardized assessments, including PSSA, Keystone Exams, ACCESS for ELLs, and reading assessments.



Progress: MODEL (79%)

The Progress domain measures growth on standardized assessments and progress towards graduation (for high schools only).



Climate: REINFORCE (74%)

The Climate domain measures school climate and student and parent/guardian engagement.



Cook-Wissahickon School

School Code 641
 Sector District
 Address 201 E Salignac St, 19128
 Phone/Fax 215-400-3430 / 215-400-3431
 Website webgui.phila.k12.pa.us/schools/c/cookwissahickon

Report Type K8 School
 Grades in Report K-8
 Enrollment 460
 Admissions Category Neighborhood
 Turnaround Model N/A

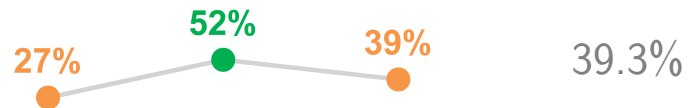
Performance Tiers

■ INTERVENE (0-24%) ■ WATCH (25-49%) ■ REINFORCE (50-74%) ■ MODEL (75-100%)

2014-15 2015-16 2016-17 3 YEAR AVG

OVERALL: WATCH (39%)

A school's overall score represents its combined performance on the Achievement, Progress, Climate, and College & Career (for high schools only) domains.



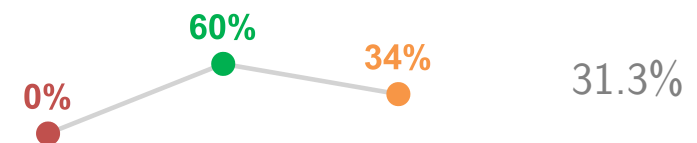
Achievement: WATCH (25%)

The Achievement domain measures performance on standardized assessments, including PSSA, Keystone Exams, ACCESS for ELLs, and reading assessments.



Progress: WATCH (34%)

The Progress domain measures growth on standardized assessments and progress towards graduation (for high schools only).



Climate: REINFORCE (56%)

The Climate domain measures school climate and student and parent/guardian engagement.



D. Newlin Fell School

School Code 219
 Sector District
 Address 900 W Oregon Ave, 19148
 Phone/Fax 215-400-8260 / 215-400-8261
 Website <https://philasd.org/fell>

Report Type K8 School
 Grades in Report K-8
 Enrollment 576
 Admissions Category Neighborhood
 Turnaround Model N/A

Performance Tiers

■ INTERVENE (0-24%) ■ WATCH (25-49%) ■ REINFORCE (50-74%) ■ MODEL (75-100%)

2014-15 2015-16 2016-17 3 YEAR AVG

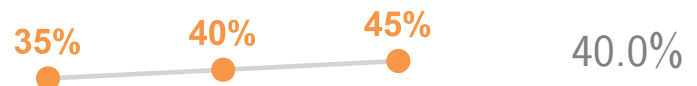
OVERALL: REINFORCE (68%)

A school's overall score represents its combined performance on the Achievement, Progress, Climate, and College & Career (for high schools only) domains.



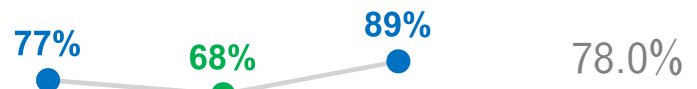
Achievement: WATCH (45%)

The Achievement domain measures performance on standardized assessments, including PSSA, Keystone Exams, ACCESS for ELLs, and reading assessments.



Progress: MODEL (89%)

The Progress domain measures growth on standardized assessments and progress towards graduation (for high schools only).



Climate: REINFORCE (66%)

The Climate domain measures school climate and student and parent/guardian engagement.



Delaplaine McDaniel School

School Code 237
 Sector District
 Address 1801 S 22nd St, 19145
 Phone/Fax 215-400-8220 / 215-400-8221
 Website webgui.phila.k12.pa.us/schools/m/delaplainemcdaniel

Report Type K8 School
 Grades in Report K-8
 Enrollment 603
 Admissions Category Neighborhood
 Turnaround Model N/A

Performance Tiers

■ INTERVENE (0-24%) ■ WATCH (25-49%) ■ REINFORCE (50-74%) ■ MODEL (75-100%)

2014-15 2015-16 2016-17 3 YEAR AVG

OVERALL: WATCH (27%)

A school's overall score represents its combined performance on the Achievement, Progress, Climate, and College & Career (for high schools only) domains.



Achievement: INTERVENE (4%)

The Achievement domain measures performance on standardized assessments, including PSSA, Keystone Exams, ACCESS for ELLs, and reading assessments.



Progress: REINFORCE (55%)

The Progress domain measures growth on standardized assessments and progress towards graduation (for high schools only).



Climate: INTERVENE (15%)

The Climate domain measures school climate and student and parent/guardian engagement.



Discovery Charter School

School Code W72
 Sector Charter
 Address 4700 Parkside Ave, 19131
 Phone/Fax 215-879-8182 / 215-879-9510
 Website www.discoverycharterschool.com

Report Type K8 School
 Grades in Report K-8
 Enrollment 736
 Admissions Category Citywide
 Turnaround Model N/A

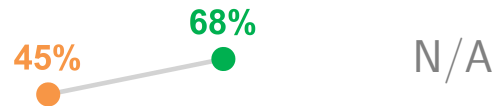
Performance Tiers

■ INTERVENE (0-24%) ■ WATCH (25-49%) ■ REINFORCE (50-74%) ■ MODEL (75-100%)

2014-15 2015-16 2016-17 3 YEAR AVG

OVERALL: REINFORCE (68%)

A school's overall score represents its combined performance on the Achievement, Progress, Climate, and College & Career (for high schools only) domains.



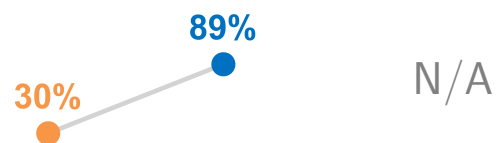
Achievement: INTERVENE (21%)

The Achievement domain measures performance on standardized assessments, including PSSA, Keystone Exams, ACCESS for ELLs, and reading assessments.



Progress: MODEL (89%)

The Progress domain measures growth on standardized assessments and progress towards graduation (for high schools only).



Climate: MODEL (85%)

The Climate domain measures school climate and student and parent/guardian engagement.



2016-2017 School Progress Report

Dr. Ethel Allen School

School Code 444
Sector District
Address 3200 W Lehigh Ave, 19132
Phone/Fax 215-400-7040 / 215-400-7041
Website <https://philasd.org/ethelallen>

Report Type K8 School
Grades in Report K-8
Enrollment 520
Admissions Category Neighborhood
Turnaround Model Turnaround


Performance Tiers

■ INTERVENE (0-24%) ■ WATCH (25-49%) ■ REINFORCE (50-74%) ■ MODEL (75-100%)

2014-15 2015-16 2016-17 3 YEAR AVG

OVERALL: INTERVENE (22%)

A school's overall score represents its combined performance on the Achievement, Progress, Climate, and College & Career (for high schools only) domains.



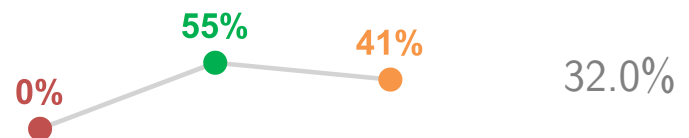
Achievement: INTERVENE (3%)

The Achievement domain measures performance on standardized assessments, including PSSA, Keystone Exams, ACCESS for ELLs, and reading assessments.



Progress: WATCH (41%)

The Progress domain measures growth on standardized assessments and progress towards graduation (for high schools only).



Climate: INTERVENE (15%)

The Climate domain measures school climate and student and parent/guardian engagement.



E. Washington Rhodes School

School Code 435
 Sector District
 Address 2900 W Clearfield St, 19132
 Phone/Fax 215-400-7060 / 215-400-7061
 Website webgui.phila.k12.pa.us/schools/r/rhodes-elementary

Report Type K8 School
 Grades in Report K-8
 Enrollment 580
 Admissions Category Neighborhood
 Turnaround Model Turnaround

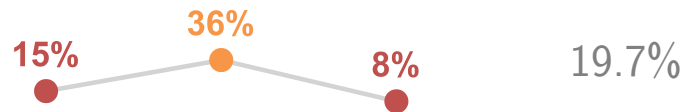
Performance Tiers

■ INTERVENE (0-24%) ■ WATCH (25-49%) ■ REINFORCE (50-74%) ■ MODEL (75-100%)

2014-15 2015-16 2016-17 3 YEAR AVG

OVERALL: INTERVENE (8%)

A school's overall score represents its combined performance on the Achievement, Progress, Climate, and College & Career (for high schools only) domains.



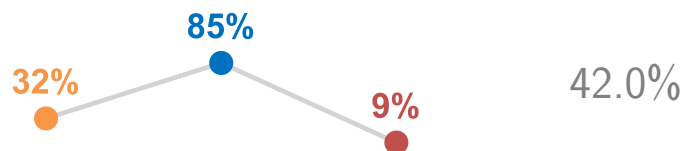
Achievement: INTERVENE (2%)

The Achievement domain measures performance on standardized assessments, including PSSA, Keystone Exams, ACCESS for ELLs, and reading assessments.



Progress: INTERVENE (9%)

The Progress domain measures growth on standardized assessments and progress towards graduation (for high schools only).



Climate: INTERVENE (11%)

The Climate domain measures school climate and student and parent/guardian engagement.



2016-2017 School Progress Report

Edward Gideon School

School Code 453
Sector District
Address 2817 W Glenwood Ave, 19121
Phone/Fax 215-400-7360 / 215-400-7361
Website webgui.phila.k12.pa.us/schools/g/gideon

Report Type K8 School
Grades in Report K-8
Enrollment 286
Admissions Category Neighborhood
Turnaround Model N/A

Performance Tiers

■ INTERVENE (0-24%) ■ WATCH (25-49%) ■ REINFORCE (50-74%) ■ MODEL (75-100%)

2014-15 2015-16 2016-17 3 YEAR AVG

OVERALL: INTERVENE (12%)

A school's overall score represents its combined performance on the Achievement, Progress, Climate, and College & Career (for high schools only) domains.



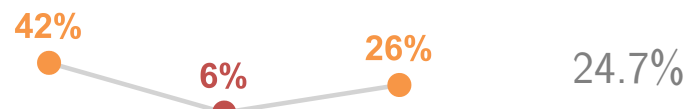
Achievement: INTERVENE (3%)

The Achievement domain measures performance on standardized assessments, including PSSA, Keystone Exams, ACCESS for ELLs, and reading assessments.



Progress: WATCH (26%)

The Progress domain measures growth on standardized assessments and progress towards graduation (for high schools only).



Climate: INTERVENE (6%)

The Climate domain measures school climate and student and parent/guardian engagement.



2016-2017 School Progress Report

Edward Heston School

School Code 430
Sector District
Address 1621 N 54th St, 19131
Phone/Fax 215-400-7290 / 215-400-7291
Website webgui.phila.k12.pa.us/schools/h/heston

Report Type K8 School
Grades in Report K-8
Enrollment 529
Admissions Category Neighborhood
Turnaround Model N/A

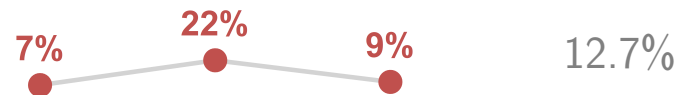
Performance Tiers

■ INTERVENE (0-24%) ■ WATCH (25-49%) ■ REINFORCE (50-74%) ■ MODEL (75-100%)

2014-15 2015-16 2016-17 3 YEAR AVG

OVERALL: INTERVENE (9%)

A school's overall score represents its combined performance on the Achievement, Progress, Climate, and College & Career (for high schools only) domains.



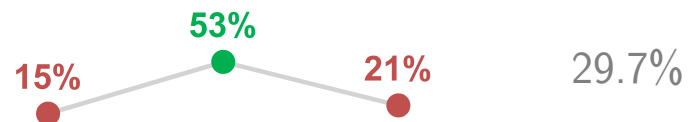
Achievement: INTERVENE (3%)

The Achievement domain measures performance on standardized assessments, including PSSA, Keystone Exams, ACCESS for ELLs, and reading assessments.



Progress: INTERVENE (21%)

The Progress domain measures growth on standardized assessments and progress towards graduation (for high schools only).



Climate: INTERVENE (4%)

The Climate domain measures school climate and student and parent/guardian engagement.



2016-2017 School Progress Report

Edward T. Steel School

School Code 639
Sector District
Address 4301 Wayne Ave, 19140
Phone/Fax 215-400-3910 / 215-400-3911
Website webgui.phila.k12.pa.us/schools/s/steel

Report Type K8 School
Grades in Report K-8
Enrollment 592
Admissions Category Neighborhood
Turnaround Model N/A

Performance Tiers

■ INTERVENE (0-24%) ■ WATCH (25-49%) ■ REINFORCE (50-74%) ■ MODEL (75-100%)

2014-15 2015-16 2016-17 3 YEAR AVG

OVERALL: INTERVENE (6%)

A school's overall score represents its combined performance on the Achievement, Progress, Climate, and College & Career (for high schools only) domains.



Achievement: INTERVENE (2%)

The Achievement domain measures performance on standardized assessments, including PSSA, Keystone Exams, ACCESS for ELLs, and reading assessments.



Progress: INTERVENE (0%)

The Progress domain measures growth on standardized assessments and progress towards graduation (for high schools only).



Climate: INTERVENE (14%)

The Climate domain measures school climate and student and parent/guardian engagement.



2016-2017 School Progress Report

Edwin M. Stanton School

School Code 245
Sector District
Address 901 S 17th St, 19146
Phone/Fax 215-400-7960 / 215-400-7961
Website webgui.phila.k12.pa.us/schools/s/emstanton

Report Type K8 School
Grades in Report K-8
Enrollment 261
Admissions Category Neighborhood
Turnaround Model N/A

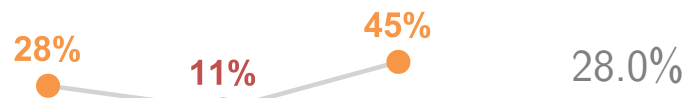
Performance Tiers

■ INTERVENE (0-24%) ■ WATCH (25-49%) ■ REINFORCE (50-74%) ■ MODEL (75-100%)

2014-15 2015-16 2016-17 3 YEAR AVG

OVERALL: WATCH (45%)

A school's overall score represents its combined performance on the Achievement, Progress, Climate, and College & Career (for high schools only) domains.



Achievement: INTERVENE (17%)

The Achievement domain measures performance on standardized assessments, including PSSA, Keystone Exams, ACCESS for ELLs, and reading assessments.



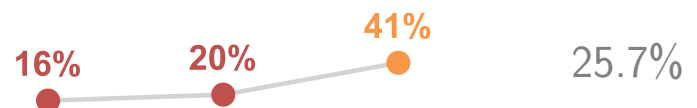
Progress: MODEL (76%)

The Progress domain measures growth on standardized assessments and progress towards graduation (for high schools only).



Climate: WATCH (41%)

The Climate domain measures school climate and student and parent/guardian engagement.



Eliza B. Kirkbride School

School Code 258
 Sector District
 Address 1501 S 7th St, 19147
 Phone/Fax 215-400-7980 / 215-400-7981
 Website webgui.phila.k12.pa.us/schools/k/kirkbride

Report Type K8 School
 Grades in Report K-8
 Enrollment 554
 Admissions Category Neighborhood
 Turnaround Model N/A

Performance Tiers

■ INTERVENE (0-24%) ■ WATCH (25-49%) ■ REINFORCE (50-74%) ■ MODEL (75-100%)

2014-15 2015-16 2016-17 3 YEAR AVG

OVERALL: REINFORCE (70%)

A school's overall score represents its combined performance on the Achievement, Progress, Climate, and College & Career (for high schools only) domains.



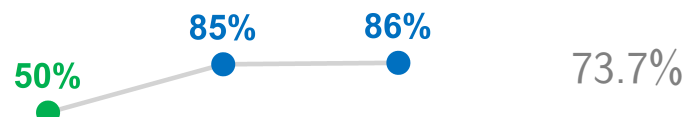
Achievement: WATCH (43%)

The Achievement domain measures performance on standardized assessments, including PSSA, Keystone Exams, ACCESS for ELLs, and reading assessments.



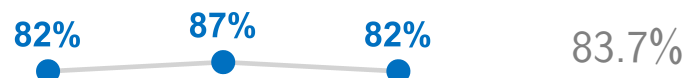
Progress: MODEL (86%)

The Progress domain measures growth on standardized assessments and progress towards graduation (for high schools only).



Climate: MODEL (82%)

The Climate domain measures school climate and student and parent/guardian engagement.



2016-2017 School Progress Report

Ethan Allen School

School Code 820
Sector District
Address 6329 Battersby St, 19149
Phone/Fax 215-400-3270 / 215-400-3271
Website webgui.phila.k12.pa.us/schools/a/ethanallen

Report Type K8 School
Grades in Report K-8
Enrollment 945
Admissions Category Neighborhood
Turnaround Model N/A


Performance Tiers

■ INTERVENE (0-24%) ■ WATCH (25-49%) ■ REINFORCE (50-74%) ■ MODEL (75-100%)

2014-15 2015-16 2016-17 3 YEAR AVG

OVERALL: WATCH (37%)

A school's overall score represents its combined performance on the Achievement, Progress, Climate, and College & Career (for high schools only) domains.



Achievement: INTERVENE (12%)

The Achievement domain measures performance on standardized assessments, including PSSA, Keystone Exams, ACCESS for ELLs, and reading assessments.



Progress: REINFORCE (55%)

The Progress domain measures growth on standardized assessments and progress towards graduation (for high schools only).



Climate: WATCH (39%)

The Climate domain measures school climate and student and parent/guardian engagement.



Eugenio Maria De Hostos Charter School

School Code W07
Sector Charter
Address 6301 N 2nd St, 19120
Phone/Fax 215-324-7012 / 215-455-6312
Website www.aspirapa.org/hostos/

Report Type K8 School
Grades in Report K-8
Enrollment 506
Admissions Category Citywide
Turnaround Model N/A

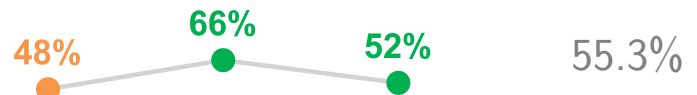
Performance Tiers

■ INTERVENE (0-24%) ■ WATCH (25-49%) ■ REINFORCE (50-74%) ■ MODEL (75-100%)

2014-15 2015-16 2016-17 3 YEAR AVG

OVERALL: REINFORCE (52%)

A school's overall score represents its combined performance on the Achievement, Progress, Climate, and College & Career (for high schools only) domains.



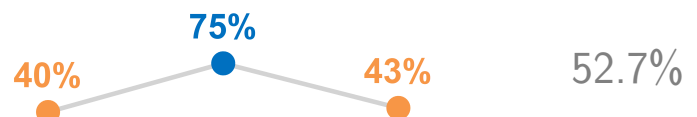
Achievement: WATCH (33%)

The Achievement domain measures performance on standardized assessments, including PSSA, Keystone Exams, ACCESS for ELLs, and reading assessments.



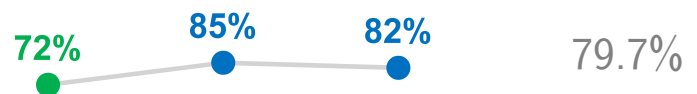
Progress: WATCH (43%)

The Progress domain measures growth on standardized assessments and progress towards graduation (for high schools only).



Climate: MODEL (82%)

The Climate domain measures school climate and student and parent/guardian engagement.



F. Amedee Bregy School

School Code 224
 Sector District
 Address 1700 Bigler St, 19145
 Phone/Fax 215-400-8210 / 215-400-8211
 Website webgui.phila.k12.pa.us/schools/b/bregy

Report Type K8 School
 Grades in Report K-8
 Enrollment 347
 Admissions Category Neighborhood
 Turnaround Model N/A

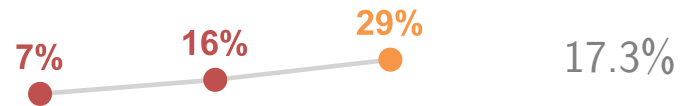
Performance Tiers

■ INTERVENE (0-24%) ■ WATCH (25-49%) ■ REINFORCE (50-74%) ■ MODEL (75-100%)

2014-15 2015-16 2016-17 3 YEAR AVG

OVERALL: WATCH (29%)

A school's overall score represents its combined performance on the Achievement, Progress, Climate, and College & Career (for high schools only) domains.



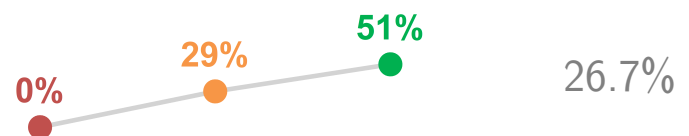
Achievement: INTERVENE (8%)

The Achievement domain measures performance on standardized assessments, including PSSA, Keystone Exams, ACCESS for ELLs, and reading assessments.



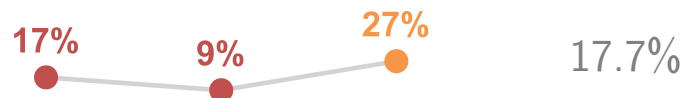
Progress: REINFORCE (51%)

The Progress domain measures growth on standardized assessments and progress towards graduation (for high schools only).



Climate: WATCH (27%)

The Climate domain measures school climate and student and parent/guardian engagement.



First Philadelphia Preparatory Charter School

School Code W64
Sector Charter
Address 4300 Tacony St, 19124
Phone/Fax 215-743-3100 / 215-743-9877
Website <http://ap-schools.org/firstphilaprep.aspx>

Report Type K8 School
Grades in Report K-8
Enrollment 1,529
Admissions Category Citywide With Criteria
Turnaround Model N/A

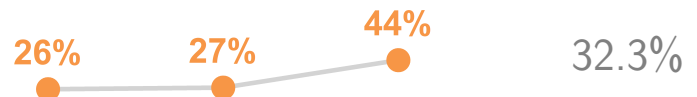
Performance Tiers

■ INTERVENE (0-24%) ■ WATCH (25-49%) ■ REINFORCE (50-74%) ■ MODEL (75-100%)

2014-15 2015-16 2016-17 3 YEAR AVG

OVERALL: WATCH (44%)

A school's overall score represents its combined performance on the Achievement, Progress, Climate, and College & Career (for high schools only) domains.



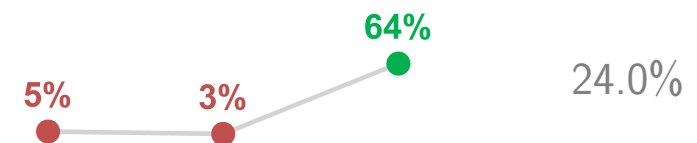
Achievement: INTERVENE (16%)

The Achievement domain measures performance on standardized assessments, including PSSA, Keystone Exams, ACCESS for ELLs, and reading assessments.



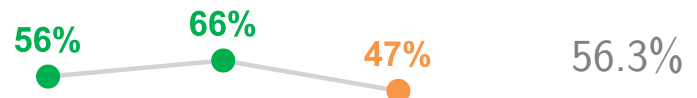
Progress: REINFORCE (64%)

The Progress domain measures growth on standardized assessments and progress towards graduation (for high schools only).



Climate: WATCH (47%)

The Climate domain measures school climate and student and parent/guardian engagement.



Fitler Academics Plus School

School Code 623
 Sector District
 Address 140 W Seymour St, 19144
 Phone/Fax 215-400-3610 / 215-400-3611
 Website webgui.phila.k12.pa.us/schools/f/fitler

Report Type K8 School
 Grades in Report K-8
 Enrollment 250
 Admissions Category Citywide
 Turnaround Model N/A


Performance Tiers

■ INTERVENE (0-24%) ■ WATCH (25-49%) ■ REINFORCE (50-74%) ■ MODEL (75-100%)

2014-15 2015-16 2016-17 3 YEAR AVG

OVERALL: WATCH (44%)

A school's overall score represents its combined performance on the Achievement, Progress, Climate, and College & Career (for high schools only) domains.



Achievement: INTERVENE (21%)

The Achievement domain measures performance on standardized assessments, including PSSA, Keystone Exams, ACCESS for ELLs, and reading assessments.



Progress: REINFORCE (51%)

The Progress domain measures growth on standardized assessments and progress towards graduation (for high schools only).



Climate: REINFORCE (59%)

The Climate domain measures school climate and student and parent/guardian engagement.



Folk Arts-Cultural Treasures Charter School

School Code W84
 Sector Charter
 Address 1023 Callowhill St, 19123
 Phone/Fax 215-569-2600 / 215-569-3985
 Website www.factschool.org/

Report Type K8 School
 Grades in Report K-8
 Enrollment 484
 Admissions Category Citywide
 Turnaround Model N/A

Performance Tiers

■ INTERVENE (0-24%) ■ WATCH (25-49%) ■ REINFORCE (50-74%) ■ MODEL (75-100%)

2014-15 2015-16 2016-17 3 YEAR AVG

OVERALL: MODEL (79%)

A school's overall score represents its combined performance on the Achievement, Progress, Climate, and College & Career (for high schools only) domains.



Achievement: REINFORCE (68%)

The Achievement domain measures performance on standardized assessments, including PSSA, Keystone Exams, ACCESS for ELLs, and reading assessments.



Progress: REINFORCE (74%)

The Progress domain measures growth on standardized assessments and progress towards graduation (for high schools only).



Climate: MODEL (95%)

The Climate domain measures school climate and student and parent/guardian engagement.



2016-2017 School Progress Report

Francis Hopkinson School

School Code 730
Sector District
Address 4001 L St, 19124
Phone/Fax 215-400-3970 / 215-400-3971
Website webgui.phila.k12.pa.us/schools/h/hopkinson

Report Type K8 School
Grades in Report K-8
Enrollment 920
Admissions Category Neighborhood
Turnaround Model N/A

Performance Tiers

■ INTERVENE (0-24%) ■ WATCH (25-49%) ■ REINFORCE (50-74%) ■ MODEL (75-100%)

2014-15 2015-16 2016-17 3 YEAR AVG

OVERALL: WATCH (30%)

A school's overall score represents its combined performance on the Achievement, Progress, Climate, and College & Career (for high schools only) domains.



Achievement: INTERVENE (5%)

The Achievement domain measures performance on standardized assessments, including PSSA, Keystone Exams, ACCESS for ELLs, and reading assessments.



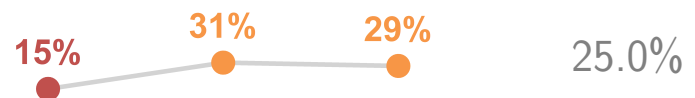
Progress: REINFORCE (51%)

The Progress domain measures growth on standardized assessments and progress towards graduation (for high schools only).



Climate: WATCH (29%)

The Climate domain measures school climate and student and parent/guardian engagement.



Franklin Towne Charter Elementary School

School Code	X03	Report Type	K8 School
Sector	Charter	Grades in Report	K-8
Address	4259 Richmond St, 19137	Enrollment	910
Phone/Fax	215-289-3389 / 215-288-4041	Admissions Category	Citywide With Criteria
Website	es.franklintowne.org/	Turnaround Model	N/A

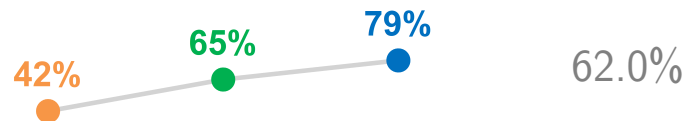
Performance Tiers

■ INTERVENE (0-24%)
 ■ WATCH (25-49%)
 ■ REINFORCE (50-74%)
 ■ MODEL (75-100%)

2014-15 2015-16 2016-17 3 YEAR AVG

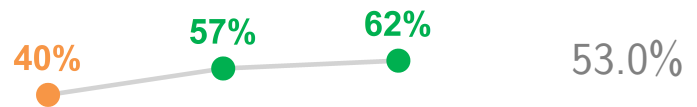
OVERALL: MODEL (79%)

A school's overall score represents its combined performance on the Achievement, Progress, Climate, and College & Career (for high schools only) domains.



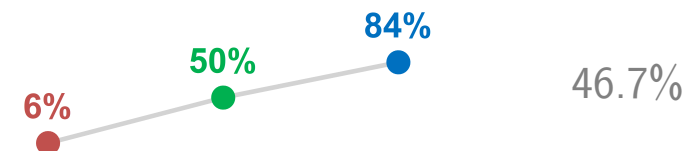
Achievement: REINFORCE (62%)

The Achievement domain measures performance on standardized assessments, including PSSA, Keystone Exams, ACCESS for ELLs, and reading assessments.



Progress: MODEL (84%)

The Progress domain measures growth on standardized assessments and progress towards graduation (for high schools only).



Climate: MODEL (89%)

The Climate domain measures school climate and student and parent/guardian engagement.



2016-2017 School Progress Report

General George A. McCall School

School Code 234
Sector District
Address 325 S 7th St, 19106
Phone/Fax 215-400-7840 / 215-400-7841
Website <https://philasd.org/mccall>

Report Type K8 School
Grades in Report K-8
Enrollment 716
Admissions Category Neighborhood
Turnaround Model N/A

Performance Tiers

■ INTERVENE (0-24%) ■ WATCH (25-49%) ■ REINFORCE (50-74%) ■ MODEL (75-100%)

2014-15 2015-16 2016-17 3 YEAR AVG

OVERALL: MODEL (79%)

A school's overall score represents its combined performance on the Achievement, Progress, Climate, and College & Career (for high schools only) domains.



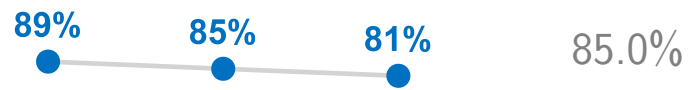
Achievement: REINFORCE (70%)

The Achievement domain measures performance on standardized assessments, including PSSA, Keystone Exams, ACCESS for ELLs, and reading assessments.



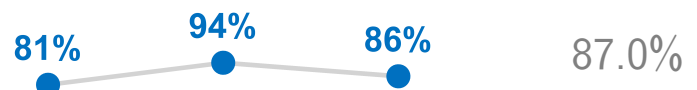
Progress: MODEL (81%)

The Progress domain measures growth on standardized assessments and progress towards graduation (for high schools only).



Climate: MODEL (86%)

The Climate domain measures school climate and student and parent/guardian engagement.



2016-2017 School Progress Report

General George G. Meade School

School Code 457
Sector District
Address 1600 N 18th St, 19121
Phone/Fax 215-400-7310 / 215-400-7311
Website webgui.phila.k12.pa.us/schools/m/meade

Report Type K8 School
Grades in Report K-8
Enrollment 384
Admissions Category Neighborhood
Turnaround Model N/A

Performance Tiers

■ INTERVENE (0-24%) ■ WATCH (25-49%) ■ REINFORCE (50-74%) ■ MODEL (75-100%)

2014-15 2015-16 2016-17 3 YEAR AVG

OVERALL: WATCH (28%)

A school's overall score represents its combined performance on the Achievement, Progress, Climate, and College & Career (for high schools only) domains.



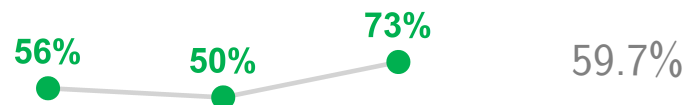
Achievement: INTERVENE (3%)

The Achievement domain measures performance on standardized assessments, including PSSA, Keystone Exams, ACCESS for ELLs, and reading assessments.



Progress: REINFORCE (73%)

The Progress domain measures growth on standardized assessments and progress towards graduation (for high schools only).



Climate: INTERVENE (8%)

The Climate domain measures school climate and student and parent/guardian engagement.



2016-2017 School Progress Report

General Philip Kearny School

School Code 548
Sector District
Address 601 Fairmount Ave, 19123
Phone/Fax 215-400-7590 / 215-400-7591
Website webgui.phila.k12.pa.us/schools/k/kearny

Report Type K8 School
Grades in Report K-8
Enrollment 401
Admissions Category Neighborhood
Turnaround Model N/A

Performance Tiers

■ INTERVENE (0-24%) ■ WATCH (25-49%) ■ REINFORCE (50-74%) ■ MODEL (75-100%)

2014-15 2015-16 2016-17 3 YEAR AVG

OVERALL: WATCH (30%)

A school's overall score represents its combined performance on the Achievement, Progress, Climate, and College & Career (for high schools only) domains.



Achievement: INTERVENE (6%)

The Achievement domain measures performance on standardized assessments, including PSSA, Keystone Exams, ACCESS for ELLs, and reading assessments.



Progress: REINFORCE (74%)

The Progress domain measures growth on standardized assessments and progress towards graduation (for high schools only).



Climate: INTERVENE (10%)

The Climate domain measures school climate and student and parent/guardian engagement.



2016-2017 School Progress Report

George W. Childs School

School Code 226
Sector District
Address 1599 Wharton St, 19146
Phone/Fax 215-400-7950 / 215-400-7951
Website webgui.phila.k12.pa.us/schools/c/childs

Report Type K8 School
Grades in Report K-8
Enrollment 554
Admissions Category Neighborhood
Turnaround Model N/A

Performance Tiers

■ INTERVENE (0-24%) ■ WATCH (25-49%) ■ REINFORCE (50-74%) ■ MODEL (75-100%)

2014-15 2015-16 2016-17 3 YEAR AVG

OVERALL: WATCH (41%)

A school's overall score represents its combined performance on the Achievement, Progress, Climate, and College & Career (for high schools only) domains.



Achievement: INTERVENE (22%)

The Achievement domain measures performance on standardized assessments, including PSSA, Keystone Exams, ACCESS for ELLs, and reading assessments.



Progress: REINFORCE (56%)

The Progress domain measures growth on standardized assessments and progress towards graduation (for high schools only).



Climate: WATCH (41%)

The Climate domain measures school climate and student and parent/guardian engagement.



2016-2017 School Progress Report

George W. Nebinger School

School Code 259
Sector District
Address 601 Carpenter St, 19147
Phone/Fax 215-400-8110 / 215-400-8111
Website webgui.phila.k12.pa.us/schools/n/nebinger

Report Type K8 School
Grades in Report K-8
Enrollment 365
Admissions Category Neighborhood
Turnaround Model N/A


Performance Tiers

■ INTERVENE (0-24%) ■ WATCH (25-49%) ■ REINFORCE (50-74%) ■ MODEL (75-100%)

2014-15 2015-16 2016-17 3 YEAR AVG

OVERALL: WATCH (35%)

A school's overall score represents its combined performance on the Achievement, Progress, Climate, and College & Career (for high schools only) domains.




Achievement: INTERVENE (20%)

The Achievement domain measures performance on standardized assessments, including PSSA, Keystone Exams, ACCESS for ELLs, and reading assessments.



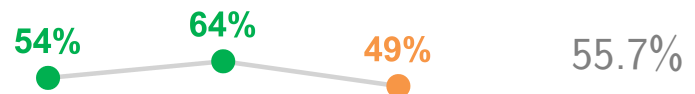
Progress: WATCH (35%)

The Progress domain measures growth on standardized assessments and progress towards graduation (for high schools only).



Climate: WATCH (49%)

The Climate domain measures school climate and student and parent/guardian engagement.



2016-2017 School Progress Report

George W. Sharswood School

School Code 263
Sector District
Address 2300 S 2nd St, 19148
Phone/Fax 215-400-8270 / 215-400-8271
Website webgui.phila.k12.pa.us/schools/s/sharswood

Report Type K8 School
Grades in Report K-8
Enrollment 573
Admissions Category Neighborhood
Turnaround Model N/A

Performance Tiers

■ INTERVENE (0-24%) ■ WATCH (25-49%) ■ REINFORCE (50-74%) ■ MODEL (75-100%)

2014-15 2015-16 2016-17 3 YEAR AVG

OVERALL: WATCH (48%)

A school's overall score represents its combined performance on the Achievement, Progress, Climate, and College & Career (for high schools only) domains.



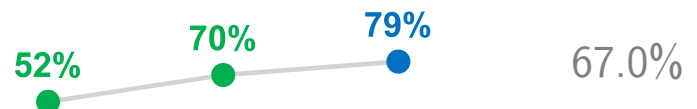
Achievement: INTERVENE (15%)

The Achievement domain measures performance on standardized assessments, including PSSA, Keystone Exams, ACCESS for ELLs, and reading assessments.



Progress: MODEL (79%)

The Progress domain measures growth on standardized assessments and progress towards graduation (for high schools only).



Climate: WATCH (42%)

The Climate domain measures school climate and student and parent/guardian engagement.



Gilbert Spruance School

School Code 835
 Sector District
 Address 6401 Horrocks St, 19149
 Phone/Fax 215-400-3290 / 215-400-3291
 Website <https://philasd.org/spruance>

Report Type K8 School
 Grades in Report K-8
 Enrollment 1,504
 Admissions Category Neighborhood
 Turnaround Model N/A

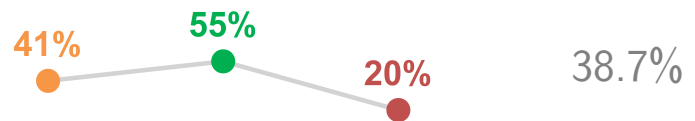
Performance Tiers

■ INTERVENE (0-24%) ■ WATCH (25-49%) ■ REINFORCE (50-74%) ■ MODEL (75-100%)

2014-15 2015-16 2016-17 3 YEAR AVG

OVERALL: INTERVENE (20%)

A school's overall score represents its combined performance on the Achievement, Progress, Climate, and College & Career (for high schools only) domains.



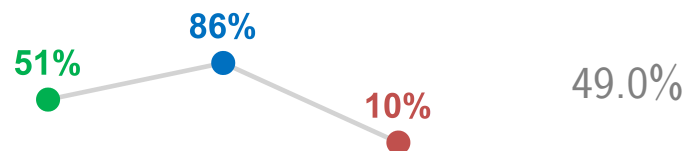
Achievement: INTERVENE (12%)

The Achievement domain measures performance on standardized assessments, including PSSA, Keystone Exams, ACCESS for ELLs, and reading assessments.



Progress: INTERVENE (10%)

The Progress domain measures growth on standardized assessments and progress towards graduation (for high schools only).



Climate: WATCH (41%)

The Climate domain measures school climate and student and parent/guardian engagement.



Global Leadership Academy Charter School

School Code W37
Sector Charter
Address 4601 W Girard Ave, 19131
Phone/Fax 267-295-5700 / 215-295-5701
Website www.glacharter.org/

Report Type K8 School
Grades in Report K-8
Enrollment 698
Admissions Category Citywide
Turnaround Model N/A

Performance Tiers

■ INTERVENE (0-24%) ■ WATCH (25-49%) ■ REINFORCE (50-74%) ■ MODEL (75-100%)

2014-15 2015-16 2016-17 3 YEAR AVG

OVERALL: WATCH (36%)

A school's overall score represents its combined performance on the Achievement, Progress, Climate, and College & Career (for high schools only) domains.




Achievement: INTERVENE (11%)

The Achievement domain measures performance on standardized assessments, including PSSA, Keystone Exams, ACCESS for ELLs, and reading assessments.



Progress: INTERVENE (23%)

The Progress domain measures growth on standardized assessments and progress towards graduation (for high schools only).



Climate: MODEL (76%)

The Climate domain measures school climate and student and parent/guardian engagement.



Global Leadership Academy at Huey

School Code X28
Sector Charter
Address 5200 Pine St, 19143
Phone/Fax 215-471-2978 / N/A
Website www.glacharter.org

Report Type K8 School
Grades in Report K-8
Enrollment 511
Admissions Category Neighborhood
Turnaround Model Renaissance Charter

Performance Tiers

■ INTERVENE (0-24%) ■ WATCH (25-49%) ■ REINFORCE (50-74%) ■ MODEL (75-100%)

2014-15 2015-16 2016-17 3 YEAR AVG

OVERALL: INTERVENE (24%)

A school's overall score represents its combined performance on the Achievement, Progress, Climate, and College & Career (for high schools only) domains.

24%
●

N/A

Achievement: INTERVENE (1%)

The Achievement domain measures performance on standardized assessments, including PSSA, Keystone Exams, ACCESS for ELLs, and reading assessments.

1%
●

N/A

Progress: INTERVENE (22%)

The Progress domain measures growth on standardized assessments and progress towards graduation (for high schools only).

22%
●

N/A

Climate: WATCH (49%)

The Climate domain measures school climate and student and parent/guardian engagement.

49%
●

N/A

2016-2017 School Progress Report

Green Woods Charter School

School Code W65
Sector Charter
Address 468 Domino Lane, 19128
Phone/Fax 215-482-6337 / 215-482-9135
Website www.greenwoodscharter.org/

Report Type K8 School
Grades in Report K-8
Enrollment 674
Admissions Category Citywide With Criteria
Turnaround Model N/A

Performance Tiers

■ INTERVENE (0-24%) ■ WATCH (25-49%) ■ REINFORCE (50-74%) ■ MODEL (75-100%)

2014-15 2015-16 2016-17 3 YEAR AVG

OVERALL: MODEL (83%)

A school's overall score represents its combined performance on the Achievement, Progress, Climate, and College & Career (for high schools only) domains.



Achievement: REINFORCE (65%)

The Achievement domain measures performance on standardized assessments, including PSSA, Keystone Exams, ACCESS for ELLs, and reading assessments.



Progress: MODEL (95%)

The Progress domain measures growth on standardized assessments and progress towards graduation (for high schools only).



Climate: MODEL (86%)

The Climate domain measures school climate and student and parent/guardian engagement.



2016-2017 School Progress Report

Hamilton Disston School

School Code 824
Sector District
Address 6801 Cottage St, 19135
Phone/Fax 215-400-3350 / 215-400-3351
Website webgui.phila.k12.pa.us/schools/d/disston

Report Type K8 School
Grades in Report K-8
Enrollment 880
Admissions Category Neighborhood
Turnaround Model N/A

Performance Tiers

■ INTERVENE (0-24%) ■ WATCH (25-49%) ■ REINFORCE (50-74%) ■ MODEL (75-100%)

2014-15 2015-16 2016-17 3 YEAR AVG

OVERALL: WATCH (27%)

A school's overall score represents its combined performance on the Achievement, Progress, Climate, and College & Career (for high schools only) domains.



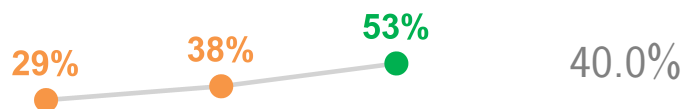
Achievement: INTERVENE (8%)

The Achievement domain measures performance on standardized assessments, including PSSA, Keystone Exams, ACCESS for ELLs, and reading assessments.



Progress: REINFORCE (53%)

The Progress domain measures growth on standardized assessments and progress towards graduation (for high schools only).



Climate: INTERVENE (14%)

The Climate domain measures school climate and student and parent/guardian engagement.



Harambee Institute of Science and Technology Charter School

School Code W02
Sector Charter
Address 640 N 66th St, 19151
Phone/Fax 215-472-8770 / 215-472-9611
Website www.histcs.org/

Report Type K8 School
Grades in Report K-8
Enrollment 486
Admissions Category Citywide
Turnaround Model N/A

Performance Tiers

■ INTERVENE (0-24%) ■ WATCH (25-49%) ■ REINFORCE (50-74%) ■ MODEL (75-100%)

2014-15 2015-16 2016-17 3 YEAR AVG

OVERALL: WATCH (44%)

A school's overall score represents its combined performance on the Achievement, Progress, Climate, and College & Career (for high schools only) domains.



Achievement: INTERVENE (13%)

The Achievement domain measures performance on standardized assessments, including PSSA, Keystone Exams, ACCESS for ELLs, and reading assessments.



Progress: WATCH (39%)

The Progress domain measures growth on standardized assessments and progress towards graduation (for high schools only).



Climate: MODEL (81%)

The Climate domain measures school climate and student and parent/guardian engagement.



2016-2017 School Progress Report

Henry A. Brown School

School Code 521
Sector District
Address 1946 E Sergeant St, 19125
Phone/Fax 215-400-7490 / 215-400-7491
Website webgui.phila.k12.pa.us/schools/b/brown

Report Type K8 School
Grades in Report K-8
Enrollment 524
Admissions Category Neighborhood
Turnaround Model N/A

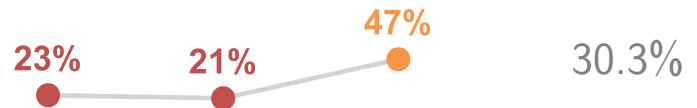
Performance Tiers

■ INTERVENE (0-24%) ■ WATCH (25-49%) ■ REINFORCE (50-74%) ■ MODEL (75-100%)

2014-15 2015-16 2016-17 3 YEAR AVG

OVERALL: WATCH (47%)

A school's overall score represents its combined performance on the Achievement, Progress, Climate, and College & Career (for high schools only) domains.



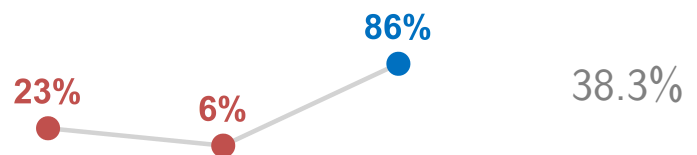
Achievement: INTERVENE (15%)

The Achievement domain measures performance on standardized assessments, including PSSA, Keystone Exams, ACCESS for ELLs, and reading assessments.



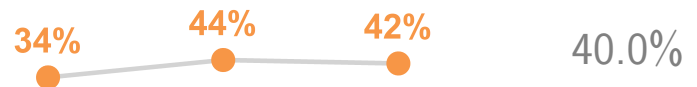
Progress: MODEL (86%)

The Progress domain measures growth on standardized assessments and progress towards graduation (for high schools only).



Climate: WATCH (42%)

The Climate domain measures school climate and student and parent/guardian engagement.



2016-2017 School Progress Report

Henry C. Lea School

School Code 134
Sector District
Address 4700 Locust St, 19139
Phone/Fax 215-400-7660 / 215-400-7661
Website webgui.phila.k12.pa.us/schools/l/henry-c.-lea

Report Type K8 School
Grades in Report K-8
Enrollment 526
Admissions Category Neighborhood
Turnaround Model N/A

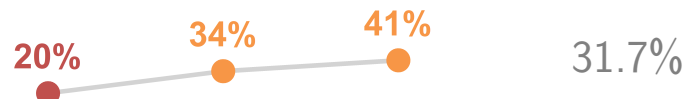
Performance Tiers

■ INTERVENE (0-24%) ■ WATCH (25-49%) ■ REINFORCE (50-74%) ■ MODEL (75-100%)

2014-15 2015-16 2016-17 3 YEAR AVG

OVERALL: WATCH (41%)

A school's overall score represents its combined performance on the Achievement, Progress, Climate, and College & Career (for high schools only) domains.



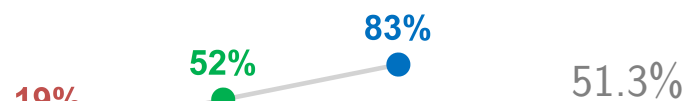
Achievement: INTERVENE (15%)

The Achievement domain measures performance on standardized assessments, including PSSA, Keystone Exams, ACCESS for ELLs, and reading assessments.



Progress: MODEL (83%)

The Progress domain measures growth on standardized assessments and progress towards graduation (for high schools only).



Climate: WATCH (25%)

The Climate domain measures school climate and student and parent/guardian engagement.



2016-2017 School Progress Report

Henry H. Houston School

School Code 626
Sector District
Address 7300 Rural Ln, 19119
Phone/Fax 215-400-3490 / 215-400-3491
Website webgui.phila.k12.pa.us/schools/h/houston

Report Type K8 School
Grades in Report K-8
Enrollment 387
Admissions Category Neighborhood
Turnaround Model N/A

Performance Tiers

■ INTERVENE (0-24%) ■ WATCH (25-49%) ■ REINFORCE (50-74%) ■ MODEL (75-100%)

2014-15 2015-16 2016-17 3 YEAR AVG

OVERALL: INTERVENE (21%)

A school's overall score represents its combined performance on the Achievement, Progress, Climate, and College & Career (for high schools only) domains.




Achievement: INTERVENE (8%)

The Achievement domain measures performance on standardized assessments, including PSSA, Keystone Exams, ACCESS for ELLs, and reading assessments.



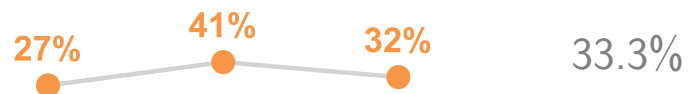
Progress: INTERVENE (21%)

The Progress domain measures growth on standardized assessments and progress towards graduation (for high schools only).



Climate: WATCH (32%)

The Climate domain measures school climate and student and parent/guardian engagement.



Honorable Luis Munoz-Marin School

School Code 568
 Sector District
 Address 3300 N 3rd St, 19140
 Phone/Fax 215-400-3920 / 215-400-3921
 Website webgui.phila.k12.pa.us/schools/m/munoz-marin

Report Type K8 School
 Grades in Report K-8
 Enrollment 641
 Admissions Category Neighborhood
 Turnaround Model Turnaround

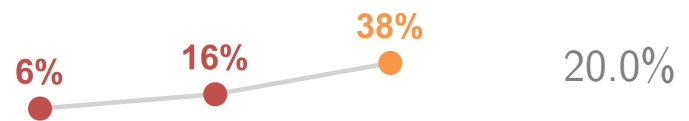
Performance Tiers

■ INTERVENE (0-24%) ■ WATCH (25-49%) ■ REINFORCE (50-74%) ■ MODEL (75-100%)

2014-15 2015-16 2016-17 3 YEAR AVG

OVERALL: WATCH (38%)

A school's overall score represents its combined performance on the Achievement, Progress, Climate, and College & Career (for high schools only) domains.



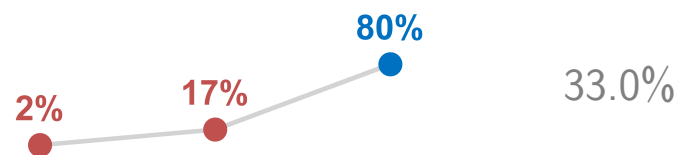
Achievement: INTERVENE (1%)

The Achievement domain measures performance on standardized assessments, including PSSA, Keystone Exams, ACCESS for ELLs, and reading assessments.



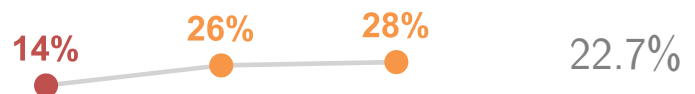
Progress: MODEL (80%)

The Progress domain measures growth on standardized assessments and progress towards graduation (for high schools only).



Climate: WATCH (28%)

The Climate domain measures school climate and student and parent/guardian engagement.



Independence Charter School

School Code W41
 Sector Charter
 Address 1600 Lombard St, 19146
 Phone/Fax 215-238-8000 / 215-545-2924
 Website www.independencecharter.org/

Report Type K8 School
 Grades in Report K-8
 Enrollment 801
 Admissions Category Citywide
 Turnaround Model N/A

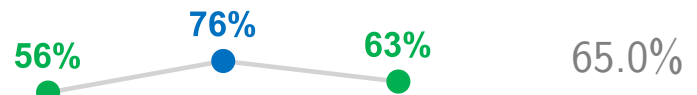
Performance Tiers

■ INTERVENE (0-24%) ■ WATCH (25-49%) ■ REINFORCE (50-74%) ■ MODEL (75-100%)

2014-15 2015-16 2016-17 3 YEAR AVG

OVERALL: REINFORCE (63%)

A school's overall score represents its combined performance on the Achievement, Progress, Climate, and College & Career (for high schools only) domains.



Achievement: REINFORCE (55%)

The Achievement domain measures performance on standardized assessments, including PSSA, Keystone Exams, ACCESS for ELLs, and reading assessments.



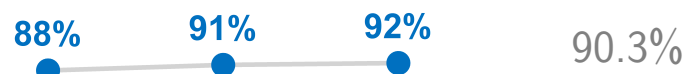
Progress: WATCH (47%)

The Progress domain measures growth on standardized assessments and progress towards graduation (for high schools only).



Climate: MODEL (92%)

The Climate domain measures school climate and student and parent/guardian engagement.



2016-2017 School Progress Report

James Dobson School

School Code 645
Sector District
Address 4667 Umbria St, 19127
Phone/Fax 215-400-3570 / 215-400-3571
Website webgui.phila.k12.pa.us/schools/d/dobson

Report Type K8 School
Grades in Report K-8
Enrollment 289
Admissions Category Neighborhood
Turnaround Model N/A

Performance Tiers

■ INTERVENE (0-24%) ■ WATCH (25-49%) ■ REINFORCE (50-74%) ■ MODEL (75-100%)

2014-15 2015-16 2016-17 3 YEAR AVG

OVERALL: INTERVENE (24%)

A school's overall score represents its combined performance on the Achievement, Progress, Climate, and College & Career (for high schools only) domains.



Achievement: WATCH (30%)

The Achievement domain measures performance on standardized assessments, including PSSA, Keystone Exams, ACCESS for ELLs, and reading assessments.



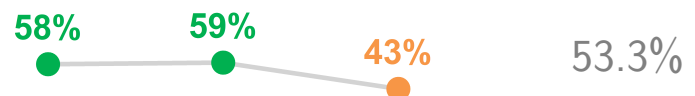
Progress: INTERVENE (0%)

The Progress domain measures growth on standardized assessments and progress towards graduation (for high schools only).



Climate: WATCH (43%)

The Climate domain measures school climate and student and parent/guardian engagement.



2016-2017 School Progress Report

James G. Blaine School

School Code 422
Sector District
Address 3001 W Berks St, 19121
Phone/Fax 215-400-7330 / 215-400-7331
Website webgui.phila.k12.pa.us/schools/b/blaine

Report Type K8 School
Grades in Report K-8
Enrollment 464
Admissions Category Neighborhood
Turnaround Model N/A


Performance Tiers

■ INTERVENE (0-24%) ■ WATCH (25-49%) ■ REINFORCE (50-74%) ■ MODEL (75-100%)

2014-15 2015-16 2016-17 3 YEAR AVG

OVERALL: WATCH (39%)

A school's overall score represents its combined performance on the Achievement, Progress, Climate, and College & Career (for high schools only) domains.



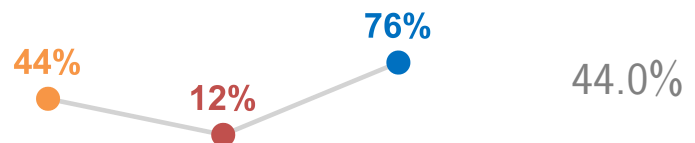
Achievement: INTERVENE (11%)

The Achievement domain measures performance on standardized assessments, including PSSA, Keystone Exams, ACCESS for ELLs, and reading assessments.



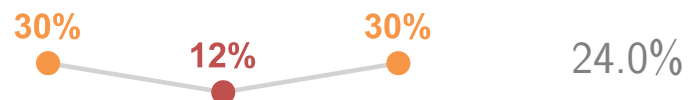
Progress: MODEL (76%)

The Progress domain measures growth on standardized assessments and progress towards graduation (for high schools only).



Climate: WATCH (30%)

The Climate domain measures school climate and student and parent/guardian engagement.



2016-2017 School Progress Report

James R. Ludlow School

School Code 534
Sector District
Address 550 W Master St, 19122
Phone/Fax 215-400-7430 / 215-400-7431
Website webgui.phila.k12.pa.us/schools/l/ludlow

Report Type K8 School
Grades in Report K-8
Enrollment 312
Admissions Category Neighborhood
Turnaround Model N/A


Performance Tiers

■ INTERVENE (0-24%) ■ WATCH (25-49%) ■ REINFORCE (50-74%) ■ MODEL (75-100%)

2014-15 2015-16 2016-17 3 YEAR AVG

OVERALL: WATCH (25%)

A school's overall score represents its combined performance on the Achievement, Progress, Climate, and College & Career (for high schools only) domains.



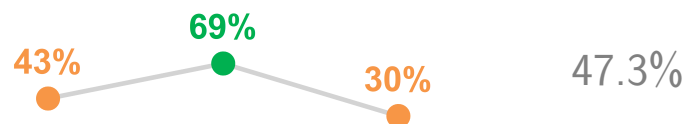
Achievement: INTERVENE (15%)

The Achievement domain measures performance on standardized assessments, including PSSA, Keystone Exams, ACCESS for ELLs, and reading assessments.



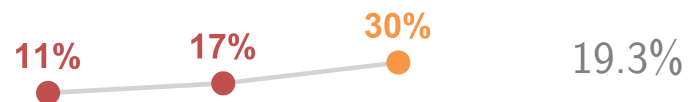
Progress: WATCH (30%)

The Progress domain measures growth on standardized assessments and progress towards graduation (for high schools only).



Climate: WATCH (30%)

The Climate domain measures school climate and student and parent/guardian engagement.



2016-2017 School Progress Report

James Rhoads School

School Code 141
Sector District
Address 4901 Parrish St, 19139
Phone/Fax 215-400-7680 / 215-400-7681
Website webgui.phila.k12.pa.us/schools/r/rhoads

Report Type K8 School
Grades in Report K-8
Enrollment 563
Admissions Category Neighborhood
Turnaround Model N/A

Performance Tiers

■ INTERVENE (0-24%) ■ WATCH (25-49%) ■ REINFORCE (50-74%) ■ MODEL (75-100%)

2014-15 2015-16 2016-17 3 YEAR AVG

OVERALL: INTERVENE (10%)

A school's overall score represents its combined performance on the Achievement, Progress, Climate, and College & Career (for high schools only) domains.



Achievement: INTERVENE (4%)

The Achievement domain measures performance on standardized assessments, including PSSA, Keystone Exams, ACCESS for ELLs, and reading assessments.



Progress: INTERVENE (15%)

The Progress domain measures growth on standardized assessments and progress towards graduation (for high schools only).



Climate: INTERVENE (10%)

The Climate domain measures school climate and student and parent/guardian engagement.



2016-2017 School Progress Report

Jay Cooke School

School Code 710
Sector District
Address 1300 W Loudon St, 19141
Phone/Fax 215-400-8330 / 215-400-8331
Website webgui.phila.k12.pa.us/schools/c/cooke

Report Type K8 School
Grades in Report K-8
Enrollment 472
Admissions Category Neighborhood
Turnaround Model Turnaround

Performance Tiers

■ INTERVENE (0-24%) ■ WATCH (25-49%) ■ REINFORCE (50-74%) ■ MODEL (75-100%)

2014-15 2015-16 2016-17 3 YEAR AVG

OVERALL: INTERVENE (4%)

A school's overall score represents its combined performance on the Achievement, Progress, Climate, and College & Career (for high schools only) domains.



Achievement: INTERVENE (2%)

The Achievement domain measures performance on standardized assessments, including PSSA, Keystone Exams, ACCESS for ELLs, and reading assessments.



Progress: INTERVENE (0%)

The Progress domain measures growth on standardized assessments and progress towards graduation (for high schools only).



Climate: INTERVENE (11%)

The Climate domain measures school climate and student and parent/guardian engagement.



Jenks Academy for Arts and Sciences

School Code 627
 Sector District
 Address 8301 Germantown Ave, 19118
 Phone/Fax 215-400-3360 / 215-400-3361
 Website webgui.phila.k12.pa.us/schools/j/jsjenks

Report Type K8 School
 Grades in Report K-8
 Enrollment 478
 Admissions Category Neighborhood
 Turnaround Model School Redesign Initiative

Performance Tiers

■ INTERVENE (0-24%) ■ WATCH (25-49%) ■ REINFORCE (50-74%) ■ MODEL (75-100%)

2014-15 2015-16 2016-17 3 YEAR AVG

OVERALL: REINFORCE (57%)

A school's overall score represents its combined performance on the Achievement, Progress, Climate, and College & Career (for high schools only) domains.



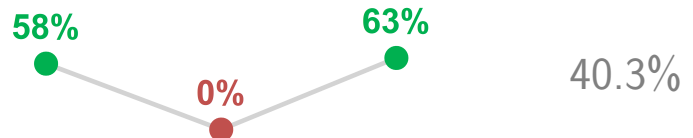
Achievement: WATCH (29%)

The Achievement domain measures performance on standardized assessments, including PSSA, Keystone Exams, ACCESS for ELLs, and reading assessments.



Progress: REINFORCE (63%)

The Progress domain measures growth on standardized assessments and progress towards graduation (for high schools only).



Climate: MODEL (77%)

The Climate domain measures school climate and student and parent/guardian engagement.



2016-2017 School Progress Report

John Barry School

School Code 120
Sector District
Address 5900 Race St, 19139
Phone/Fax 215-400-7640 / 215-400-7641
Website webgui.phila.k12.pa.us/schools/b/barry

Report Type K8 School
Grades in Report K-8
Enrollment 694
Admissions Category Neighborhood
Turnaround Model Turnaround

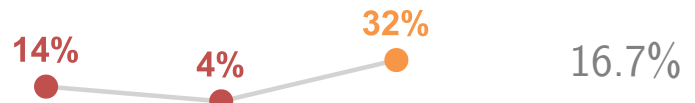
Performance Tiers

■ INTERVENE (0-24%) ■ WATCH (25-49%) ■ REINFORCE (50-74%) ■ MODEL (75-100%)

2014-15 2015-16 2016-17 3 YEAR AVG

OVERALL: WATCH (32%)

A school's overall score represents its combined performance on the Achievement, Progress, Climate, and College & Career (for high schools only) domains.



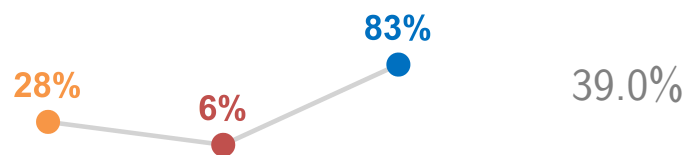
Achievement: INTERVENE (6%)

The Achievement domain measures performance on standardized assessments, including PSSA, Keystone Exams, ACCESS for ELLs, and reading assessments.



Progress: MODEL (83%)

The Progress domain measures growth on standardized assessments and progress towards graduation (for high schools only).



Climate: INTERVENE (9%)

The Climate domain measures school climate and student and parent/guardian engagement.



2016-2017 School Progress Report

John F. Hartranft School

School Code 532
Sector District
Address 720 W Cumberland St, 19133
Phone/Fax 215-400-7090 / 215-400-7091
Website webgui.phila.k12.pa.us/schools/h/hartranft

Report Type K8 School
Grades in Report K-8
Enrollment 520
Admissions Category Neighborhood
Turnaround Model N/A

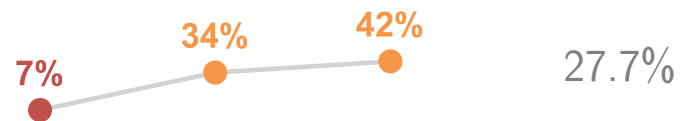
Performance Tiers

■ INTERVENE (0-24%) ■ WATCH (25-49%) ■ REINFORCE (50-74%) ■ MODEL (75-100%)

2014-15 2015-16 2016-17 3 YEAR AVG

OVERALL: WATCH (42%)

A school's overall score represents its combined performance on the Achievement, Progress, Climate, and College & Career (for high schools only) domains.



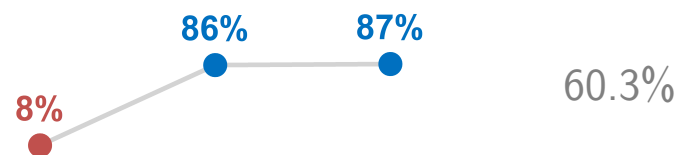
Achievement: INTERVENE (9%)

The Achievement domain measures performance on standardized assessments, including PSSA, Keystone Exams, ACCESS for ELLs, and reading assessments.




Progress: MODEL (87%)

The Progress domain measures growth on standardized assessments and progress towards graduation (for high schools only).



Climate: WATCH (31%)

The Climate domain measures school climate and student and parent/guardian engagement.



2016-2017 School Progress Report

John F. McCloskey School

School Code 631
Sector District
Address 8500 Pickering St, 19150
Phone/Fax 215-400-3380 / 215-400-3381
Website webgui.phila.k12.pa.us/schools/m/mccloskey

Report Type K8 School
Grades in Report K-8
Enrollment 521
Admissions Category Neighborhood
Turnaround Model N/A

Performance Tiers

■ INTERVENE (0-24%) ■ WATCH (25-49%) ■ REINFORCE (50-74%) ■ MODEL (75-100%)

2014-15 2015-16 2016-17 3 YEAR AVG

OVERALL: INTERVENE (12%)

A school's overall score represents its combined performance on the Achievement, Progress, Climate, and College & Career (for high schools only) domains.



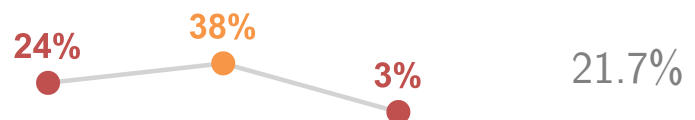
Achievement: INTERVENE (12%)

The Achievement domain measures performance on standardized assessments, including PSSA, Keystone Exams, ACCESS for ELLs, and reading assessments.



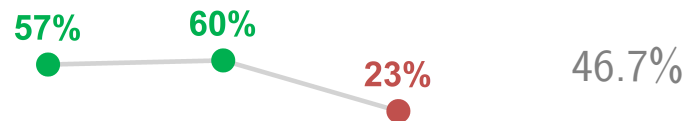
Progress: INTERVENE (3%)

The Progress domain measures growth on standardized assessments and progress towards graduation (for high schools only).



Climate: INTERVENE (23%)

The Climate domain measures school climate and student and parent/guardian engagement.



2016-2017 School Progress Report

John H. Taggart School

School Code 269
Sector District
Address 400 W Porter St, 19148
Phone/Fax 215-400-8290 / 215-400-8291
Website <https://philasd.org/taggart>

Report Type K8 School
Grades in Report K-8
Enrollment 449
Admissions Category Neighborhood
Turnaround Model N/A

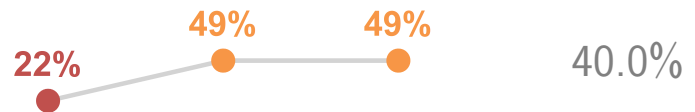
Performance Tiers

■ INTERVENE (0-24%) ■ WATCH (25-49%) ■ REINFORCE (50-74%) ■ MODEL (75-100%)

2014-15 2015-16 2016-17 3 YEAR AVG

OVERALL: WATCH (49%)

A school's overall score represents its combined performance on the Achievement, Progress, Climate, and College & Career (for high schools only) domains.



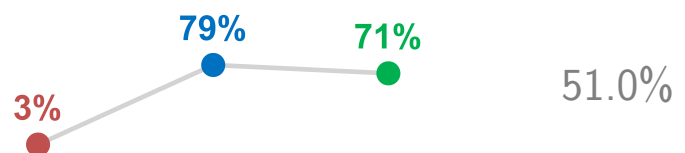
Achievement: INTERVENE (13%)

The Achievement domain measures performance on standardized assessments, including PSSA, Keystone Exams, ACCESS for ELLs, and reading assessments.



Progress: REINFORCE (71%)

The Progress domain measures growth on standardized assessments and progress towards graduation (for high schools only).



Climate: REINFORCE (60%)

The Climate domain measures school climate and student and parent/guardian engagement.



2016-2017 School Progress Report

John Hancock Demonstration School

School Code 877
Sector District
Address 3700 Morrell Ave, 19114
Phone/Fax 215-400-3120 / 215-400-3121
Website webgui.phila.k12.pa.us/schools/h/hancock

Report Type K8 School
Grades in Report K-8
Enrollment 739
Admissions Category Neighborhood
Turnaround Model School Redesign Initiative

Performance Tiers

■ INTERVENE (0-24%) ■ WATCH (25-49%) ■ REINFORCE (50-74%) ■ MODEL (75-100%)

2014-15 2015-16 2016-17 3 YEAR AVG

OVERALL: REINFORCE (56%)

A school's overall score represents its combined performance on the Achievement, Progress, Climate, and College & Career (for high schools only) domains.

56%
●

N/A

Achievement: REINFORCE (50%)

The Achievement domain measures performance on standardized assessments, including PSSA, Keystone Exams, ACCESS for ELLs, and reading assessments.

50%
●

N/A

Progress: REINFORCE (58%)

The Progress domain measures growth on standardized assessments and progress towards graduation (for high schools only).

58%
●

N/A

Climate: REINFORCE (62%)

The Climate domain measures school climate and student and parent/guardian engagement.

62%
●

N/A

2016-2017 School Progress Report

John Welsh School

School Code 542
Sector District
Address 2331 N 4th St, 19133
Phone/Fax 215-400-7130 / 215-400-7131
Website webgui.phila.k12.pa.us/schools/w/welsh

Report Type K8 School
Grades in Report K-8
Enrollment 404
Admissions Category Neighborhood
Turnaround Model N/A

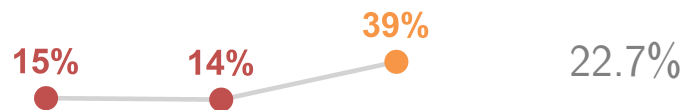
Performance Tiers

■ INTERVENE (0-24%) ■ WATCH (25-49%) ■ REINFORCE (50-74%) ■ MODEL (75-100%)

2014-15 2015-16 2016-17 3 YEAR AVG

OVERALL: WATCH (39%)

A school's overall score represents its combined performance on the Achievement, Progress, Climate, and College & Career (for high schools only) domains.



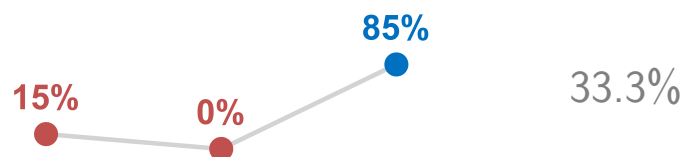
Achievement: INTERVENE (10%)

The Achievement domain measures performance on standardized assessments, including PSSA, Keystone Exams, ACCESS for ELLs, and reading assessments.



Progress: MODEL (85%)

The Progress domain measures growth on standardized assessments and progress towards graduation (for high schools only).



Climate: WATCH (25%)

The Climate domain measures school climate and student and parent/guardian engagement.



2016-2017 School Progress Report

Joseph Greenberg School

School Code 843
Sector District
Address 600 Sharon Ln, 19115
Phone/Fax 215-400-3080 / 215-400-3081
Website webgui.phila.k12.pa.us/schools/g/greenberg

Report Type K8 School
Grades in Report K-8
Enrollment 753
Admissions Category Neighborhood
Turnaround Model N/A

Performance Tiers

■ INTERVENE (0-24%) ■ WATCH (25-49%) ■ REINFORCE (50-74%) ■ MODEL (75-100%)

2014-15 2015-16 2016-17 3 YEAR AVG

OVERALL: MODEL (75%)

A school's overall score represents its combined performance on the Achievement, Progress, Climate, and College & Career (for high schools only) domains.



Achievement: MODEL (75%)

The Achievement domain measures performance on standardized assessments, including PSSA, Keystone Exams, ACCESS for ELLs, and reading assessments.



Progress: REINFORCE (65%)

The Progress domain measures growth on standardized assessments and progress towards graduation (for high schools only).



Climate: MODEL (88%)

The Climate domain measures school climate and student and parent/guardian engagement.



2016-2017 School Progress Report

Julia de Burgos School

School Code 517
Sector District
Address 401 W Lehigh Ave, 19133
Phone/Fax 215-400-7080 / 215-400-7081
Website webgui.phila.k12.pa.us/schools/d/de-burgos-julia-es

Report Type K8 School
Grades in Report K-8
Enrollment 865
Admissions Category Neighborhood
Turnaround Model N/A


Performance Tiers

■ INTERVENE (0-24%) ■ WATCH (25-49%) ■ REINFORCE (50-74%) ■ MODEL (75-100%)

2014-15 2015-16 2016-17 3 YEAR AVG

OVERALL: WATCH (41%)

A school's overall score represents its combined performance on the Achievement, Progress, Climate, and College & Career (for high schools only) domains.



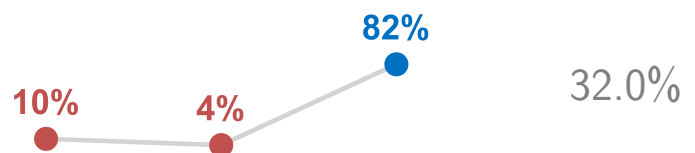
Achievement: INTERVENE (4%)

The Achievement domain measures performance on standardized assessments, including PSSA, Keystone Exams, ACCESS for ELLs, and reading assessments.



Progress: MODEL (82%)

The Progress domain measures growth on standardized assessments and progress towards graduation (for high schools only).



Climate: WATCH (28%)

The Climate domain measures school climate and student and parent/guardian engagement.



Juniata Park Academy

School Code 715
 Sector District
 Address 801 E Hunting Park Ave, 19124
 Phone/Fax 215-400-7010 / 215-400-7011
 Website <https://philasd.org/juniatapark>

Report Type K8 School
 Grades in Report K-8
 Enrollment 1,189
 Admissions Category Neighborhood
 Turnaround Model N/A

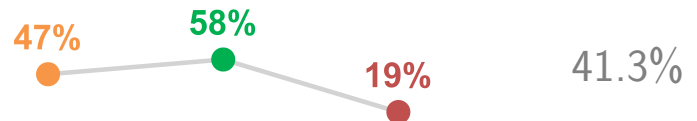
Performance Tiers

■ INTERVENE (0-24%) ■ WATCH (25-49%) ■ REINFORCE (50-74%) ■ MODEL (75-100%)

2014-15 2015-16 2016-17 3 YEAR AVG

OVERALL: INTERVENE (19%)

A school's overall score represents its combined performance on the Achievement, Progress, Climate, and College & Career (for high schools only) domains.



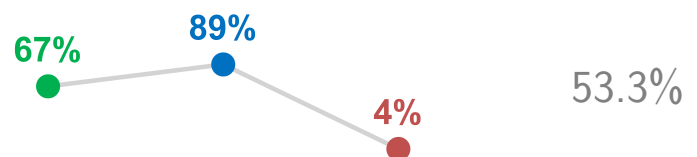
Achievement: INTERVENE (12%)

The Achievement domain measures performance on standardized assessments, including PSSA, Keystone Exams, ACCESS for ELLs, and reading assessments.



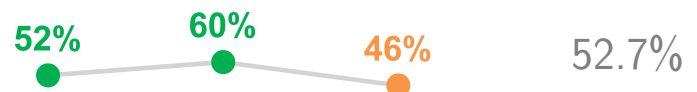
Progress: INTERVENE (4%)

The Progress domain measures growth on standardized assessments and progress towards graduation (for high schools only).



Climate: WATCH (46%)

The Climate domain measures school climate and student and parent/guardian engagement.



KIPP Philadelphia Charter School

School Code W70
 Sector Charter
 Address 2539 N 16th St, 19132
 Phone/Fax 267-758-2630 / 215-827-5942
 Website <http://kippphiladelphia.org/our-schools/kippphiladelphia-preparatory-academy/>

Report Type K8 School
 Grades in Report K-8
 Enrollment 793
 Admissions Category Citywide
 Turnaround Model N/A


Performance Tiers

■ INTERVENE (0-24%) ■ WATCH (25-49%) ■ REINFORCE (50-74%) ■ MODEL (75-100%)

2014-15 2015-16 2016-17 3 YEAR AVG

OVERALL: INTERVENE (24%)

A school's overall score represents its combined performance on the Achievement, Progress, Climate, and College & Career (for high schools only) domains.



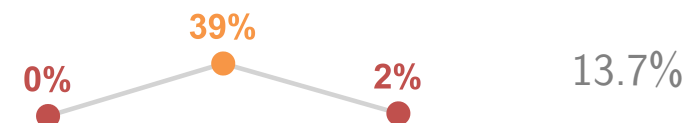
Achievement: INTERVENE (21%)

The Achievement domain measures performance on standardized assessments, including PSSA, Keystone Exams, ACCESS for ELLs, and reading assessments.



Progress: INTERVENE (2%)

The Progress domain measures growth on standardized assessments and progress towards graduation (for high schools only).



Climate: REINFORCE (53%)

The Climate domain measures school climate and student and parent/guardian engagement.



2016-2017 School Progress Report

Kenderton Elementary School

School Code 436
Sector District
Address 1500 W Ontario St, 19140
Phone/Fax 215-400-8340 / 215-400-8341
Website webgui.phila.k12.pa.us/schools/k/kenderton

Report Type K8 School
Grades in Report K-8
Enrollment 475
Admissions Category Neighborhood
Turnaround Model N/A

Performance Tiers

■ INTERVENE (0-24%) ■ WATCH (25-49%) ■ REINFORCE (50-74%) ■ MODEL (75-100%)

2014-15 2015-16 2016-17 3 YEAR AVG

OVERALL: INTERVENE (16%)

A school's overall score represents its combined performance on the Achievement, Progress, Climate, and College & Career (for high schools only) domains.

16%
●

N/A

Achievement: INTERVENE (3%)

The Achievement domain measures performance on standardized assessments, including PSSA, Keystone Exams, ACCESS for ELLs, and reading assessments.

3%
●

N/A

Progress: WATCH (39%)

The Progress domain measures growth on standardized assessments and progress towards graduation (for high schools only).

39%
●

N/A

Climate: INTERVENE (6%)

The Climate domain measures school climate and student and parent/guardian engagement.

6%
●

N/A

Keystone Academy Charter School

School Code W89
 Sector Charter
 Address 4521 Longshore Avenue, 19135
 Phone/Fax 215-332-2111 / 215-332-2840
 Website <http://www.keystoneacademyks.org/>

Report Type K8 School
 Grades in Report K-8
 Enrollment 670
 Admissions Category Citywide
 Turnaround Model N/A

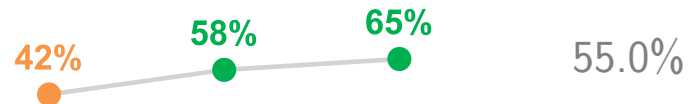
Performance Tiers

■ INTERVENE (0-24%) ■ WATCH (25-49%) ■ REINFORCE (50-74%) ■ MODEL (75-100%)

2014-15 2015-16 2016-17 3 YEAR AVG

OVERALL: REINFORCE (65%)

A school's overall score represents its combined performance on the Achievement, Progress, Climate, and College & Career (for high schools only) domains.




Achievement: WATCH (47%)

The Achievement domain measures performance on standardized assessments, including PSSA, Keystone Exams, ACCESS for ELLs, and reading assessments.



Progress: REINFORCE (70%)

The Progress domain measures growth on standardized assessments and progress towards graduation (for high schools only).



Climate: MODEL (76%)

The Climate domain measures school climate and student and parent/guardian engagement.



Khepera Charter School

School Code W50
 Sector Charter
 Address 926 W Sedgley Ave, 19119
 Phone/Fax 215-843-1700 / 215-843-3530
 Website <https://www.philasd.org/charterschools/directory/khepera-charter-school/>

Report Type K8 School
 Grades in Report K-8
 Enrollment 451
 Admissions Category Citywide
 Turnaround Model N/A

Performance Tiers

■ INTERVENE (0-24%) ■ WATCH (25-49%) ■ REINFORCE (50-74%) ■ MODEL (75-100%)

2014-15 2015-16 2016-17 3 YEAR AVG

OVERALL: INTERVENE (4%)

A school's overall score represents its combined performance on the Achievement, Progress, Climate, and College & Career (for high schools only) domains.



Achievement: INTERVENE (0%)

The Achievement domain measures performance on standardized assessments, including PSSA, Keystone Exams, ACCESS for ELLs, and reading assessments.



Progress: INTERVENE (1%)

The Progress domain measures growth on standardized assessments and progress towards graduation (for high schools only).



Climate: INTERVENE (11%)

The Climate domain measures school climate and student and parent/guardian engagement.



2016-2017 School Progress Report

Laboratory Charter School of Communication and Languages

School Code W10
Sector Charter
Address 800 North Orianna St, 19123
Phone/Fax 215-574-1680 / 215-574-0622
Website www.thelaboratorycharterschool.com/

Report Type K8 School
Grades in Report K-8
Enrollment 633
Admissions Category Citywide
Turnaround Model N/A

Performance Tiers

■ INTERVENE (0-24%) ■ WATCH (25-49%) ■ REINFORCE (50-74%) ■ MODEL (75-100%)

2014-15 2015-16 2016-17 3 YEAR AVG

OVERALL: WATCH (32%)

A school's overall score represents its combined performance on the Achievement, Progress, Climate, and College & Career (for high schools only) domains.

59%



32%



N/A

Achievement: WATCH (44%)

The Achievement domain measures performance on standardized assessments, including PSSA, Keystone Exams, ACCESS for ELLs, and reading assessments.

56%



44%



N/A

Progress: INTERVENE (16%)

The Progress domain measures growth on standardized assessments and progress towards graduation (for high schools only).

46%



16%



N/A

Climate: WATCH (42%)

The Climate domain measures school climate and student and parent/guardian engagement.

77%



75%



42%



64.7%

2016-2017 School Progress Report

Laura W. Waring School

School Code 249
Sector District
Address 1801 Green St, 19130
Phone/Fax 215-400-7560 / 215-400-7561
Website webgui.phila.k12.pa.us/schools/w/waring

Report Type K8 School
Grades in Report K-8
Enrollment 321
Admissions Category Neighborhood
Turnaround Model N/A


Performance Tiers

■ INTERVENE (0-24%) ■ WATCH (25-49%) ■ REINFORCE (50-74%) ■ MODEL (75-100%)

2014-15 2015-16 2016-17 3 YEAR AVG

OVERALL: INTERVENE (22%)

A school's overall score represents its combined performance on the Achievement, Progress, Climate, and College & Career (for high schools only) domains.



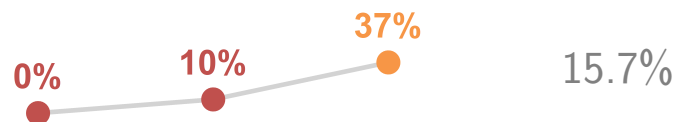
Achievement: INTERVENE (11%)

The Achievement domain measures performance on standardized assessments, including PSSA, Keystone Exams, ACCESS for ELLs, and reading assessments.



Progress: WATCH (37%)

The Progress domain measures growth on standardized assessments and progress towards graduation (for high schools only).



Climate: INTERVENE (16%)

The Climate domain measures school climate and student and parent/guardian engagement.



Lewis C. Cassidy Academics Plus School

School Code 424
 Sector District
 Address 6523 Lansdowne Ave, 19151
 Phone/Fax 215-400-7510 / 215-400-7511
 Website webgui.phila.k12.pa.us/schools/c/cassidy

Report Type K8 School
 Grades in Report K-7
 Enrollment 477
 Admissions Category Neighborhood
 Turnaround Model N/A

Performance Tiers

■ INTERVENE (0-24%) ■ WATCH (25-49%) ■ REINFORCE (50-74%) ■ MODEL (75-100%)

2014-15 2015-16 2016-17 3 YEAR AVG

OVERALL: WATCH (32%)

A school's overall score represents its combined performance on the Achievement, Progress, Climate, and College & Career (for high schools only) domains.



Achievement: INTERVENE (5%)

The Achievement domain measures performance on standardized assessments, including PSSA, Keystone Exams, ACCESS for ELLs, and reading assessments.



Progress: REINFORCE (73%)

The Progress domain measures growth on standardized assessments and progress towards graduation (for high schools only).



Climate: INTERVENE (10%)

The Climate domain measures school climate and student and parent/guardian engagement.



Lindley Academy Charter School at Birney

School Code X19
 Sector Charter
 Address 900 Lindley Ave, 19141
 Phone/Fax 215-456-3000 / 215-457-6695
 Website <http://ap-schools.org/lindleyacademy.aspx>

Report Type K8 School
 Grades in Report K-8
 Enrollment 741
 Admissions Category Neighborhood
 Turnaround Model Renaissance Charter

Performance Tiers

■ INTERVENE (0-24%) ■ WATCH (25-49%) ■ REINFORCE (50-74%) ■ MODEL (75-100%)

2014-15 2015-16 2016-17 3 YEAR AVG

OVERALL: WATCH (41%)

A school's overall score represents its combined performance on the Achievement, Progress, Climate, and College & Career (for high schools only) domains.

3%
●

41%
●

N/A

Achievement: INTERVENE (8%)

The Achievement domain measures performance on standardized assessments, including PSSA, Keystone Exams, ACCESS for ELLs, and reading assessments.

2%
●

8%
●

N/A

Progress: REINFORCE (65%)

The Progress domain measures growth on standardized assessments and progress towards graduation (for high schools only).

4%
●

65%
●

N/A

Climate: WATCH (41%)

The Climate domain measures school climate and student and parent/guardian engagement.

38%
●

41%
●

N/A

2016-2017 School Progress Report

Louis H. Farrell School

School Code 838
Sector District
Address 8300 Castor Ave, 19152
Phone/Fax 215-400-3230 / 215-400-3231
Website <https://philasd.org/farrell>

Report Type K8 School
Grades in Report K-8
Enrollment 1,088
Admissions Category Neighborhood
Turnaround Model N/A

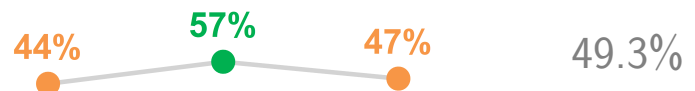
Performance Tiers

■ INTERVENE (0-24%) ■ WATCH (25-49%) ■ REINFORCE (50-74%) ■ MODEL (75-100%)

2014-15 2015-16 2016-17 3 YEAR AVG

OVERALL: WATCH (47%)

A school's overall score represents its combined performance on the Achievement, Progress, Climate, and College & Career (for high schools only) domains.



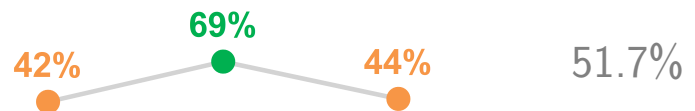
Achievement: WATCH (25%)

The Achievement domain measures performance on standardized assessments, including PSSA, Keystone Exams, ACCESS for ELLs, and reading assessments.



Progress: WATCH (44%)

The Progress domain measures growth on standardized assessments and progress towards graduation (for high schools only).



Climate: REINFORCE (72%)

The Climate domain measures school climate and student and parent/guardian engagement.



2016-2017 School Progress Report

Mariana Bracetti Academy Charter School

School Code W32
Sector Charter
Address 1840 Torresdale Ave, 19124
Phone/Fax 215-291-4436 / 215-291-4985
Website www.mbacs.org/

Report Type K8 School
Grades in Report K-8
Enrollment 622
Admissions Category Citywide
Turnaround Model N/A

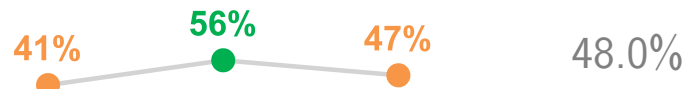
Performance Tiers

■ INTERVENE (0-24%) ■ WATCH (25-49%) ■ REINFORCE (50-74%) ■ MODEL (75-100%)

2014-15 2015-16 2016-17 3 YEAR AVG

OVERALL: WATCH (47%)

A school's overall score represents its combined performance on the Achievement, Progress, Climate, and College & Career (for high schools only) domains.



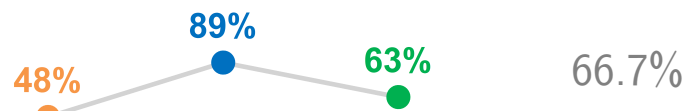
Achievement: INTERVENE (16%)

The Achievement domain measures performance on standardized assessments, including PSSA, Keystone Exams, ACCESS for ELLs, and reading assessments.



Progress: REINFORCE (63%)

The Progress domain measures growth on standardized assessments and progress towards graduation (for high schools only).



Climate: REINFORCE (58%)

The Climate domain measures school climate and student and parent/guardian engagement.



Maritime Academy Charter School (MACHS)

School Code W66
Sector Charter
Address 2275 Bridge St, 19137
Phone/Fax 215-535-4555 / 215-535-4398
Website www.maritimecharter.org/

Report Type K8 School
Grades in Report 2-8
Enrollment 544
Admissions Category Citywide
Turnaround Model N/A

Performance Tiers

■ INTERVENE (0-24%) ■ WATCH (25-49%) ■ REINFORCE (50-74%) ■ MODEL (75-100%)

2014-15 2015-16 2016-17 3 YEAR AVG

OVERALL: REINFORCE (59%)

A school's overall score represents its combined performance on the Achievement, Progress, Climate, and College & Career (for high schools only) domains.



Achievement: WATCH (28%)

The Achievement domain measures performance on standardized assessments, including PSSA, Keystone Exams, ACCESS for ELLs, and reading assessments.



Progress: REINFORCE (69%)

The Progress domain measures growth on standardized assessments and progress towards graduation (for high schools only).



Climate: MODEL (76%)

The Climate domain measures school climate and student and parent/guardian engagement.



Martha Washington School

School Code 142
 Sector District
 Address 766 N 44th St, 19104
 Phone/Fax 215-400-7770 / 215-400-7771
 Website webgui.phila.k12.pa.us/schools/w/marthawashington

Report Type K8 School
 Grades in Report K-8
 Enrollment 405
 Admissions Category Neighborhood
 Turnaround Model N/A

Performance Tiers

■ INTERVENE (0-24%) ■ WATCH (25-49%) ■ REINFORCE (50-74%) ■ MODEL (75-100%)

2014-15 2015-16 2016-17 3 YEAR AVG

OVERALL: INTERVENE (11%)

A school's overall score represents its combined performance on the Achievement, Progress, Climate, and College & Career (for high schools only) domains.



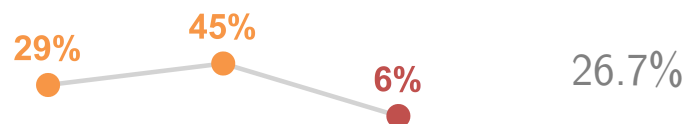
Achievement: INTERVENE (13%)

The Achievement domain measures performance on standardized assessments, including PSSA, Keystone Exams, ACCESS for ELLs, and reading assessments.



Progress: INTERVENE (6%)

The Progress domain measures growth on standardized assessments and progress towards graduation (for high schools only).



Climate: INTERVENE (15%)

The Climate domain measures school climate and student and parent/guardian engagement.



2016-2017 School Progress Report

Mary M. Bethune School

School Code 751
Sector District
Address 3301 Old York Rd, 19140
Phone/Fax 215-400-3890 / 215-400-3891
Website webgui.phila.k12.pa.us/schools/b/bethune

Report Type K8 School
Grades in Report K-8
Enrollment 721
Admissions Category Neighborhood
Turnaround Model N/A

Performance Tiers

■ INTERVENE (0-24%) ■ WATCH (25-49%) ■ REINFORCE (50-74%) ■ MODEL (75-100%)

2014-15 2015-16 2016-17 3 YEAR AVG

OVERALL: INTERVENE (14%)

A school's overall score represents its combined performance on the Achievement, Progress, Climate, and College & Career (for high schools only) domains.



Achievement: INTERVENE (3%)

The Achievement domain measures performance on standardized assessments, including PSSA, Keystone Exams, ACCESS for ELLs, and reading assessments.



Progress: INTERVENE (19%)

The Progress domain measures growth on standardized assessments and progress towards graduation (for high schools only).



Climate: INTERVENE (20%)

The Climate domain measures school climate and student and parent/guardian engagement.



Mastery Charter School at Cleveland

School Code X20
 Sector Charter
 Address 3701 N 19th St, 19140
 Phone/Fax 215-227-5042 / N/A
 Website www.masterycharter.org/school/grover-cleveland-elementary/

Report Type K8 School
 Grades in Report K-8
 Enrollment 770
 Admissions Category Neighborhood
 Turnaround Model Renaissance Charter

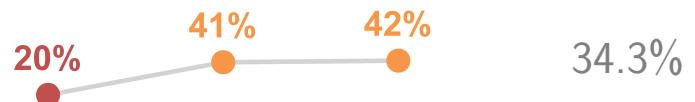
Performance Tiers

■ INTERVENE (0-24%) ■ WATCH (25-49%) ■ REINFORCE (50-74%) ■ MODEL (75-100%)

2014-15 2015-16 2016-17 3 YEAR AVG

OVERALL: WATCH (42%)

A school's overall score represents its combined performance on the Achievement, Progress, Climate, and College & Career (for high schools only) domains.



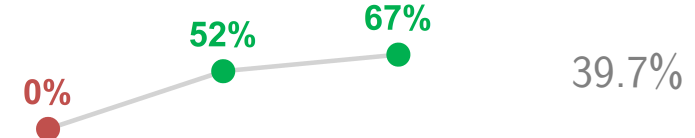
Achievement: INTERVENE (12%)

The Achievement domain measures performance on standardized assessments, including PSSA, Keystone Exams, ACCESS for ELLs, and reading assessments.



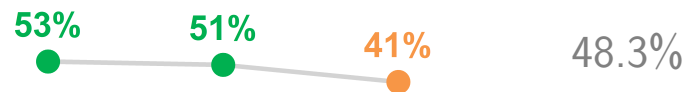
Progress: REINFORCE (67%)

The Progress domain measures growth on standardized assessments and progress towards graduation (for high schools only).



Climate: WATCH (41%)

The Climate domain measures school climate and student and parent/guardian engagement.



Mastery Charter School at Douglass

School Code X12
 Sector Charter
 Address 2118 W Norris St, 19121
 Phone/Fax 215-684-5063 / N/A
 Website www.masterycharter.org/school/frederick-douglass-elementary/

Report Type K8 School
 Grades in Report K-8
 Enrollment 762
 Admissions Category Neighborhood
 Turnaround Model Renaissance Charter


Performance Tiers

■ INTERVENE (0-24%) ■ WATCH (25-49%) ■ REINFORCE (50-74%) ■ MODEL (75-100%)

2014-15 2015-16 2016-17 3 YEAR AVG

OVERALL: WATCH (35%)

A school's overall score represents its combined performance on the Achievement, Progress, Climate, and College & Career (for high schools only) domains.



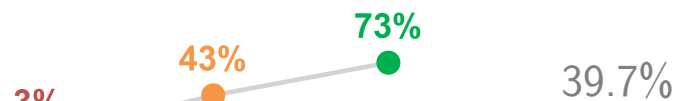
Achievement: INTERVENE (5%)

The Achievement domain measures performance on standardized assessments, including PSSA, Keystone Exams, ACCESS for ELLs, and reading assessments.



Progress: REINFORCE (73%)

The Progress domain measures growth on standardized assessments and progress towards graduation (for high schools only).



Climate: INTERVENE (18%)

The Climate domain measures school climate and student and parent/guardian engagement.



Mastery Charter School at Hardy Williams

School Code	W23	Report Type	K8 School
Sector	Charter	Grades in Report	K-8
Address	5400 Warrington Ave, 19143	Enrollment	826
Phone/Fax	215-724-2343 / 215-724-2374	Admissions Category	Citywide With Criteria
Website	www.masterycharter.org/school/hardy-williams-elementary/	Turnaround Model	N/A

Performance Tiers

■ INTERVENE (0-24%)
 ■ WATCH (25-49%)
 ■ REINFORCE (50-74%)
 ■ MODEL (75-100%)

2014-15 2015-16 2016-17 3 YEAR AVG

OVERALL: WATCH (36%)

A school's overall score represents its combined performance on the Achievement, Progress, Climate, and College & Career (for high schools only) domains.



Achievement: INTERVENE (18%)

The Achievement domain measures performance on standardized assessments, including PSSA, Keystone Exams, ACCESS for ELLs, and reading assessments.



Progress: WATCH (41%)

The Progress domain measures growth on standardized assessments and progress towards graduation (for high schools only).



Climate: WATCH (49%)

The Climate domain measures school climate and student and parent/guardian engagement.



Mastery Charter School at Harrity

School Code X07
 Sector Charter
 Address 5601 Christian St, 19143
 Phone/Fax 215-471-2908 / N/A
 Website www.masterycharter.org/school/harrity-elementary/

Report Type K8 School
 Grades in Report K-8
 Enrollment 845
 Admissions Category Neighborhood
 Turnaround Model Renaissance Charter

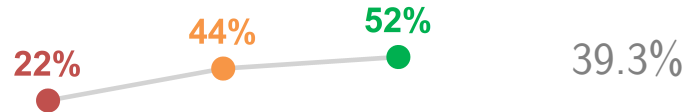
Performance Tiers

■ INTERVENE (0-24%) ■ WATCH (25-49%) ■ REINFORCE (50-74%) ■ MODEL (75-100%)

2014-15 2015-16 2016-17 3 YEAR AVG

OVERALL: REINFORCE (52%)

A school's overall score represents its combined performance on the Achievement, Progress, Climate, and College & Career (for high schools only) domains.



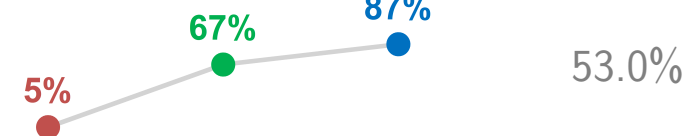
Achievement: INTERVENE (19%)

The Achievement domain measures performance on standardized assessments, including PSSA, Keystone Exams, ACCESS for ELLs, and reading assessments.



Progress: MODEL (87%)

The Progress domain measures growth on standardized assessments and progress towards graduation (for high schools only).



Climate: WATCH (39%)

The Climate domain measures school climate and student and parent/guardian engagement.



Mastery Charter School at Pastorius

School Code X26
 Sector Charter
 Address 5650 Sprague St, 19138
 Phone/Fax 215-951-5689 / N/A
 Website www.masterycharter.org/school/francis-d-pastorius-elementary/

Report Type K8 School
 Grades in Report K-8
 Enrollment 563
 Admissions Category Neighborhood
 Turnaround Model Renaissance Charter

Performance Tiers

■ INTERVENE (0-24%) ■ WATCH (25-49%) ■ REINFORCE (50-74%) ■ MODEL (75-100%)

2014-15 2015-16 2016-17 3 YEAR AVG

OVERALL: INTERVENE (23%)

A school's overall score represents its combined performance on the Achievement, Progress, Climate, and College & Career (for high schools only) domains.



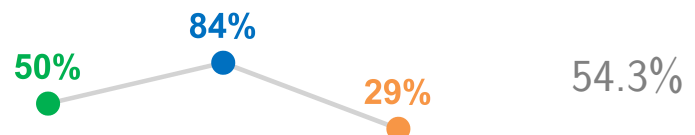
Achievement: INTERVENE (8%)

The Achievement domain measures performance on standardized assessments, including PSSA, Keystone Exams, ACCESS for ELLs, and reading assessments.



Progress: WATCH (29%)

The Progress domain measures growth on standardized assessments and progress towards graduation (for high schools only).



Climate: WATCH (30%)

The Climate domain measures school climate and student and parent/guardian engagement.



Mastery Charter School at Thomas Campus

School Code	W85	Report Type	K8 School
Sector	Charter	Grades in Report	K-8
Address	927 Johnston St, 19148	Enrollment	890
Phone/Fax	267-236-0036 / 267-236-0030	Admissions Category	Citywide With Criteria
Website	www.masterycharter.org/schools/thomas-campus/	Turnaround Model	N/A

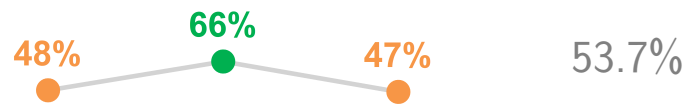
Performance Tiers

■ INTERVENE (0-24%)
 ■ WATCH (25-49%)
 ■ REINFORCE (50-74%)
 ■ MODEL (75-100%)

2014-15 2015-16 2016-17 3 YEAR AVG

OVERALL: WATCH (47%)

A school's overall score represents its combined performance on the Achievement, Progress, Climate, and College & Career (for high schools only) domains.




Achievement: WATCH (25%)

The Achievement domain measures performance on standardized assessments, including PSSA, Keystone Exams, ACCESS for ELLs, and reading assessments.



Progress: REINFORCE (56%)

The Progress domain measures growth on standardized assessments and progress towards graduation (for high schools only).



Climate: REINFORCE (58%)

The Climate domain measures school climate and student and parent/guardian engagement.



Math, Civics and Sciences Charter School

School Code W21
Sector Charter
Address 447 N Broad St, 19123
Phone/Fax 215-923-4880 / 215-923-4859
Website www.mcscs.org/

Report Type K8 School
Grades in Report 1-8
Enrollment 698
Admissions Category Citywide
Turnaround Model N/A

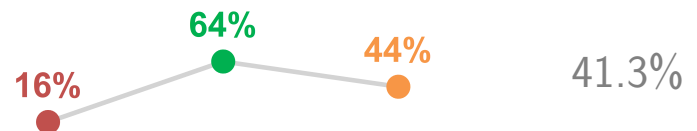
Performance Tiers

■ INTERVENE (0-24%) ■ WATCH (25-49%) ■ REINFORCE (50-74%) ■ MODEL (75-100%)

2014-15 2015-16 2016-17 3 YEAR AVG

OVERALL: WATCH (44%)

A school's overall score represents its combined performance on the Achievement, Progress, Climate, and College & Career (for high schools only) domains.



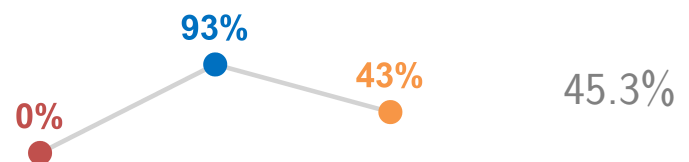
Achievement: INTERVENE (15%)

The Achievement domain measures performance on standardized assessments, including PSSA, Keystone Exams, ACCESS for ELLs, and reading assessments.




Progress: WATCH (43%)

The Progress domain measures growth on standardized assessments and progress towards graduation (for high schools only).



Climate: REINFORCE (69%)

The Climate domain measures school climate and student and parent/guardian engagement.



2016-2017 School Progress Report

Mathematics, Science, and Technology Community Charter School (MaST)

School Code W28
Sector Charter
Address 1800 E Byberry Rd, 19116
Phone/Fax 267-348-1100 / 267-348-1217
Website www.mastccs.org/

Report Type K8 School
Grades in Report K-8
Enrollment 904
Admissions Category Citywide
Turnaround Model N/A


Performance Tiers

■ INTERVENE (0-24%) ■ WATCH (25-49%) ■ REINFORCE (50-74%) ■ MODEL (75-100%)

2014-15 2015-16 2016-17 3 YEAR AVG

OVERALL: REINFORCE (58%)

A school's overall score represents its combined performance on the Achievement, Progress, Climate, and College & Career (for high schools only) domains.



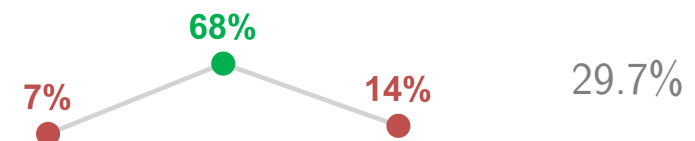
Achievement: REINFORCE (73%)

The Achievement domain measures performance on standardized assessments, including PSSA, Keystone Exams, ACCESS for ELLs, and reading assessments.



Progress: INTERVENE (14%)

The Progress domain measures growth on standardized assessments and progress towards graduation (for high schools only).



Climate: MODEL (97%)

The Climate domain measures school climate and student and parent/guardian engagement.



Mayfair School

School Code 830
 Sector District
 Address 3001 Princeton Ave, 19149
 Phone/Fax 215-400-3280 / 215-400-3281
 Website <https://philasd.org/mayfair>

Report Type K8 School
 Grades in Report K-8
 Enrollment 1,421
 Admissions Category Neighborhood
 Turnaround Model N/A

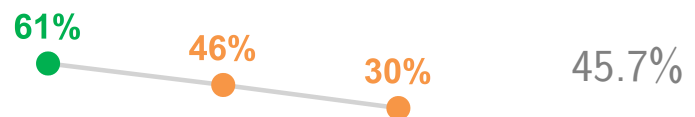
Performance Tiers

■ INTERVENE (0-24%) ■ WATCH (25-49%) ■ REINFORCE (50-74%) ■ MODEL (75-100%)

2014-15 2015-16 2016-17 3 YEAR AVG

OVERALL: WATCH (30%)

A school's overall score represents its combined performance on the Achievement, Progress, Climate, and College & Career (for high schools only) domains.



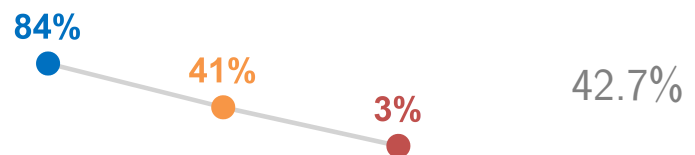
Achievement: WATCH (35%)

The Achievement domain measures performance on standardized assessments, including PSSA, Keystone Exams, ACCESS for ELLs, and reading assessments.



Progress: INTERVENE (3%)

The Progress domain measures growth on standardized assessments and progress towards graduation (for high schools only).



Climate: REINFORCE (59%)

The Climate domain measures school climate and student and parent/guardian engagement.



2016-2017 School Progress Report

Morton McMichael School

School Code 136
Sector District
Address 3543 Fairmount Ave, 19104
Phone/Fax 215-400-7750 / 215-400-7751
Website webgui.phila.k12.pa.us/schools/m/mcmichael

Report Type K8 School
Grades in Report K-8
Enrollment 400
Admissions Category Neighborhood
Turnaround Model Turnaround


Performance Tiers

■ INTERVENE (0-24%) ■ WATCH (25-49%) ■ REINFORCE (50-74%) ■ MODEL (75-100%)

2014-15 2015-16 2016-17 3 YEAR AVG

OVERALL: WATCH (32%)

A school's overall score represents its combined performance on the Achievement, Progress, Climate, and College & Career (for high schools only) domains.



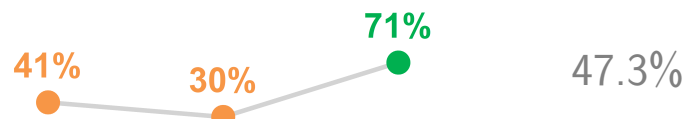
Achievement: INTERVENE (14%)

The Achievement domain measures performance on standardized assessments, including PSSA, Keystone Exams, ACCESS for ELLs, and reading assessments.



Progress: REINFORCE (71%)

The Progress domain measures growth on standardized assessments and progress towards graduation (for high schools only).



Climate: INTERVENE (12%)

The Climate domain measures school climate and student and parent/guardian engagement.



New Foundations Charter School

School Code W34
Sector Charter
Address 8001 Torresdale Ave, 19136
Phone/Fax 215-624-8100 / 215-624-0600
Website www.nfcsonline.org/

Report Type K8 School
Grades in Report K-8
Enrollment 716
Admissions Category Citywide With Criteria
Turnaround Model N/A

Performance Tiers

■ INTERVENE (0-24%) ■ WATCH (25-49%) ■ REINFORCE (50-74%) ■ MODEL (75-100%)

2014-15 2015-16 2016-17 3 YEAR AVG

OVERALL: REINFORCE (50%)

A school's overall score represents its combined performance on the Achievement, Progress, Climate, and College & Career (for high schools only) domains.



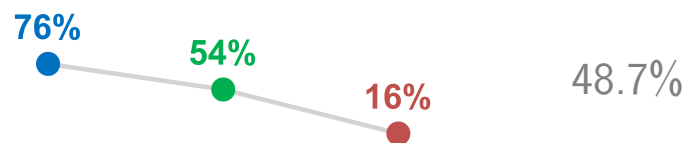
Achievement: REINFORCE (54%)

The Achievement domain measures performance on standardized assessments, including PSSA, Keystone Exams, ACCESS for ELLs, and reading assessments.



Progress: INTERVENE (16%)

The Progress domain measures growth on standardized assessments and progress towards graduation (for high schools only).



Climate: MODEL (88%)

The Climate domain measures school climate and student and parent/guardian engagement.



Northwood Academy Charter School

School Code W86
Sector Charter
Address 4621 Castor Ave, 19124
Phone/Fax 215-289-5606 / 215-289-5464
Website www.northwoodcs.org/

Report Type K8 School
Grades in Report K-8
Enrollment 793
Admissions Category Citywide With Criteria
Turnaround Model N/A

Performance Tiers

■ INTERVENE (0-24%) ■ WATCH (25-49%) ■ REINFORCE (50-74%) ■ MODEL (75-100%)

2014-15 2015-16 2016-17 3 YEAR AVG

OVERALL: WATCH (48%)

A school's overall score represents its combined performance on the Achievement, Progress, Climate, and College & Career (for high schools only) domains.



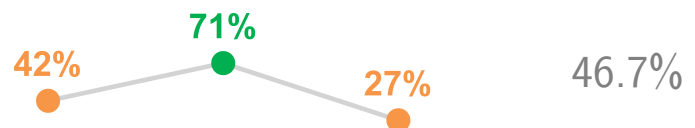
Achievement: WATCH (39%)

The Achievement domain measures performance on standardized assessments, including PSSA, Keystone Exams, ACCESS for ELLs, and reading assessments.



Progress: WATCH (27%)

The Progress domain measures growth on standardized assessments and progress towards graduation (for high schools only).



Climate: MODEL (81%)

The Climate domain measures school climate and student and parent/guardian engagement.



2016-2017 School Progress Report

Olney School

School Code 740
Sector District
Address 5301 N Water St, 19120
Phone/Fax 215-400-3790 / 215-400-3791
Website webgui.phila.k12.pa.us/schools/o/olney

Report Type K8 School
Grades in Report K-8
Enrollment 836
Admissions Category Neighborhood
Turnaround Model N/A

Performance Tiers

■ INTERVENE (0-24%) ■ WATCH (25-49%) ■ REINFORCE (50-74%) ■ MODEL (75-100%)

2014-15 2015-16 2016-17 3 YEAR AVG

OVERALL: REINFORCE (54%)

A school's overall score represents its combined performance on the Achievement, Progress, Climate, and College & Career (for high schools only) domains.



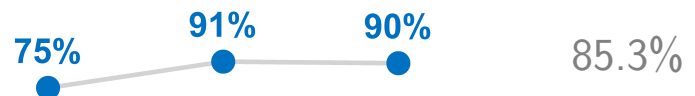
Achievement: INTERVENE (17%)

The Achievement domain measures performance on standardized assessments, including PSSA, Keystone Exams, ACCESS for ELLs, and reading assessments.



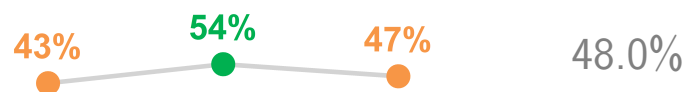
Progress: MODEL (90%)

The Progress domain measures growth on standardized assessments and progress towards graduation (for high schools only).



Climate: WATCH (47%)

The Climate domain measures school climate and student and parent/guardian engagement.



Overbrook Educational Center

School Code 448
 Sector District
 Address 6722 Lansdowne Ave, 19151
 Phone/Fax 215-400-7540 / 215-400-7541
 Website <https://philasd.org/oec>

Report Type K8 School
 Grades in Report K-8
 Enrollment 268
 Admissions Category Citywide
 Turnaround Model N/A


Performance Tiers

■ INTERVENE (0-24%) ■ WATCH (25-49%) ■ REINFORCE (50-74%) ■ MODEL (75-100%)

2014-15 2015-16 2016-17 3 YEAR AVG

OVERALL: REINFORCE (63%)

A school's overall score represents its combined performance on the Achievement, Progress, Climate, and College & Career (for high schools only) domains.



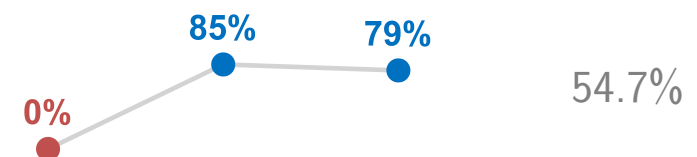
Achievement: INTERVENE (24%)

The Achievement domain measures performance on standardized assessments, including PSSA, Keystone Exams, ACCESS for ELLs, and reading assessments.



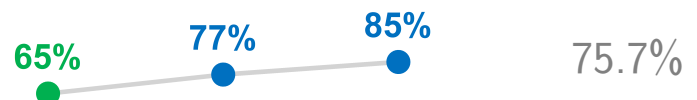
Progress: MODEL (79%)

The Progress domain measures growth on standardized assessments and progress towards graduation (for high schools only).



Climate: MODEL (85%)

The Climate domain measures school climate and student and parent/guardian engagement.



2016-2017 School Progress Report

Overbrook School

School Code 437
Sector District
Address 2032 N 62nd St, 19151
Phone/Fax 215-400-7520 / 215-400-7521
Website webgui.phila.k12.pa.us/schools/o/overbrook

Report Type K8 School
Grades in Report K-7
Enrollment 238
Admissions Category Neighborhood
Turnaround Model N/A

Performance Tiers

■ INTERVENE (0-24%) ■ WATCH (25-49%) ■ REINFORCE (50-74%) ■ MODEL (75-100%)

2014-15 2015-16 2016-17 3 YEAR AVG

OVERALL: WATCH (25%)

A school's overall score represents its combined performance on the Achievement, Progress, Climate, and College & Career (for high schools only) domains.



Achievement: INTERVENE (19%)

The Achievement domain measures performance on standardized assessments, including PSSA, Keystone Exams, ACCESS for ELLs, and reading assessments.



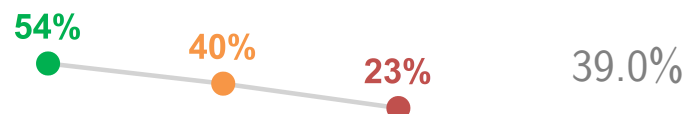
Progress: WATCH (35%)

The Progress domain measures growth on standardized assessments and progress towards graduation (for high schools only).



Climate: INTERVENE (23%)

The Climate domain measures school climate and student and parent/guardian engagement.



Pan American Academy Charter School

School Code	W94	Report Type	K8 School
Sector	Charter	Grades in Report	K-8
Address	2830 N American St, 19133	Enrollment	726
Phone/Fax	215-425-1212 / 215-423-0871	Admissions Category	Citywide With Criteria
Website	www.congreso.net/about/pan-american-academy/	Turnaround Model	N/A

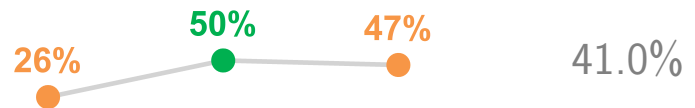
Performance Tiers

■ INTERVENE (0-24%)
 ■ WATCH (25-49%)
 ■ REINFORCE (50-74%)
 ■ MODEL (75-100%)

2014-15 2015-16 2016-17 3 YEAR AVG

OVERALL: WATCH (47%)

A school's overall score represents its combined performance on the Achievement, Progress, Climate, and College & Career (for high schools only) domains.



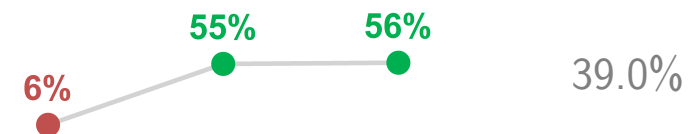
Achievement: INTERVENE (13%)

The Achievement domain measures performance on standardized assessments, including PSSA, Keystone Exams, ACCESS for ELLs, and reading assessments.



Progress: REINFORCE (56%)

The Progress domain measures growth on standardized assessments and progress towards graduation (for high schools only).



Climate: REINFORCE (72%)

The Climate domain measures school climate and student and parent/guardian engagement.



2016-2017 School Progress Report

Paul L. Dunbar School

School Code 525
Sector District
Address 1750 N 12th St, 19122
Phone/Fax 215-400-7410 / 215-400-7411
Website <https://philasd.org/dunbar>

Report Type K8 School
Grades in Report K-8
Enrollment 302
Admissions Category Neighborhood
Turnaround Model Turnaround

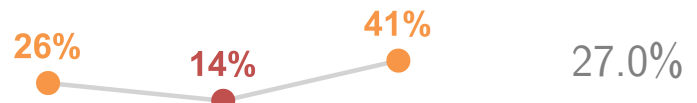
Performance Tiers

■ INTERVENE (0-24%) ■ WATCH (25-49%) ■ REINFORCE (50-74%) ■ MODEL (75-100%)

2014-15 2015-16 2016-17 3 YEAR AVG

OVERALL: WATCH (41%)

A school's overall score represents its combined performance on the Achievement, Progress, Climate, and College & Career (for high schools only) domains.



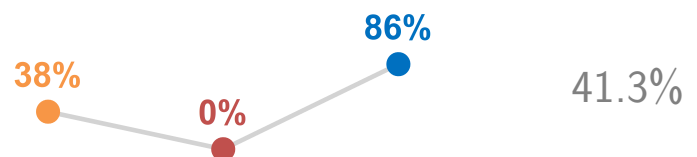
Achievement: INTERVENE (6%)

The Achievement domain measures performance on standardized assessments, including PSSA, Keystone Exams, ACCESS for ELLs, and reading assessments.



Progress: MODEL (86%)

The Progress domain measures growth on standardized assessments and progress towards graduation (for high schools only).



Climate: WATCH (31%)

The Climate domain measures school climate and student and parent/guardian engagement.



2016-2017 School Progress Report

Penrose School

School Code 144
Sector District
Address 2515 S 78th St, 19153
Phone/Fax 215-400-8310 / 215-400-8311
Website webgui.phila.k12.pa.us/schools/p/penrose

Report Type K8 School
Grades in Report K-8
Enrollment 590
Admissions Category Neighborhood
Turnaround Model N/A

Performance Tiers

■ INTERVENE (0-24%) ■ WATCH (25-49%) ■ REINFORCE (50-74%) ■ MODEL (75-100%)

2014-15 2015-16 2016-17 3 YEAR AVG

OVERALL: INTERVENE (23%)

A school's overall score represents its combined performance on the Achievement, Progress, Climate, and College & Career (for high schools only) domains.



Achievement: INTERVENE (15%)

The Achievement domain measures performance on standardized assessments, including PSSA, Keystone Exams, ACCESS for ELLs, and reading assessments.



Progress: WATCH (29%)

The Progress domain measures growth on standardized assessments and progress towards graduation (for high schools only).



Climate: WATCH (25%)

The Climate domain measures school climate and student and parent/guardian engagement.



People for People Charter School

School Code W35
Sector Charter
Address 800 N Broad St, 19130
Phone/Fax 215-763-7060 / 215-763-6210
Website www.pfpcs.org/pages/PPCS

Report Type K8 School
Grades in Report K-8
Enrollment 515
Admissions Category Citywide
Turnaround Model N/A


Performance Tiers

■ INTERVENE (0-24%) ■ WATCH (25-49%) ■ REINFORCE (50-74%) ■ MODEL (75-100%)

2014-15 2015-16 2016-17 3 YEAR AVG

OVERALL: WATCH (33%)

A school's overall score represents its combined performance on the Achievement, Progress, Climate, and College & Career (for high schools only) domains.



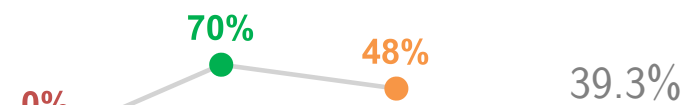
Achievement: INTERVENE (5%)

The Achievement domain measures performance on standardized assessments, including PSSA, Keystone Exams, ACCESS for ELLs, and reading assessments.



Progress: WATCH (48%)

The Progress domain measures growth on standardized assessments and progress towards graduation (for high schools only).



Climate: WATCH (42%)

The Climate domain measures school climate and student and parent/guardian engagement.



Philadelphia Academy Charter School

School Code W22
 Sector Charter
 Address 11000 Roosevelt Blvd, 19116
 Phone/Fax 215-676-8320 / 215-676-8340
 Website www.philadelphiaacademy.org

Report Type K8 School
 Grades in Report K-8
 Enrollment 716
 Admissions Category Citywide
 Turnaround Model N/A

Performance Tiers

■ INTERVENE (0-24%) ■ WATCH (25-49%) ■ REINFORCE (50-74%) ■ MODEL (75-100%)

2014-15 2015-16 2016-17 3 YEAR AVG

OVERALL: MODEL (81%)

A school's overall score represents its combined performance on the Achievement, Progress, Climate, and College & Career (for high schools only) domains.



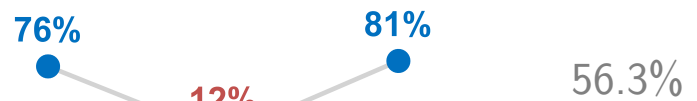
Achievement: REINFORCE (65%)

The Achievement domain measures performance on standardized assessments, including PSSA, Keystone Exams, ACCESS for ELLs, and reading assessments.



Progress: MODEL (81%)

The Progress domain measures growth on standardized assessments and progress towards graduation (for high schools only).



Climate: MODEL (96%)

The Climate domain measures school climate and student and parent/guardian engagement.



Philadelphia Performing Arts: A String Theory Charter School

School Code	W36	Report Type	K8 School
Sector	Charter	Grades in Report	K-8
Address	2600 S Broad St, 19145	Enrollment	1,753
Phone/Fax	215-551-4000 / 215-551-1113	Admissions Category	Citywide With Criteria
Website	www.stringtheoryschools.org	Turnaround Model	N/A

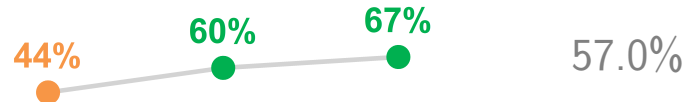
Performance Tiers

■ INTERVENE (0-24%)
 ■ WATCH (25-49%)
 ■ REINFORCE (50-74%)
 ■ MODEL (75-100%)

2014-15 2015-16 2016-17 3 YEAR AVG

OVERALL: REINFORCE (67%)

A school's overall score represents its combined performance on the Achievement, Progress, Climate, and College & Career (for high schools only) domains.



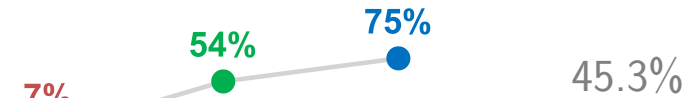
Achievement: WATCH (46%)

The Achievement domain measures performance on standardized assessments, including PSSA, Keystone Exams, ACCESS for ELLs, and reading assessments.



Progress: MODEL (75%)

The Progress domain measures growth on standardized assessments and progress towards graduation (for high schools only).



Climate: MODEL (78%)

The Climate domain measures school climate and student and parent/guardian engagement.



Potter-Thomas School

School Code 539
 Sector District
 Address 3001 N 6th St, 19133
 Phone/Fax 215-400-7120 / 215-400-7121
 Website webgui.phila.k12.pa.us/schools/p/potter-promise

Report Type K8 School
 Grades in Report K-8
 Enrollment 572
 Admissions Category Neighborhood
 Turnaround Model Turnaround

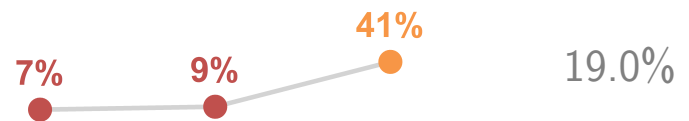
Performance Tiers

■ INTERVENE (0-24%) ■ WATCH (25-49%) ■ REINFORCE (50-74%) ■ MODEL (75-100%)

2014-15 2015-16 2016-17 3 YEAR AVG

OVERALL: WATCH (41%)

A school's overall score represents its combined performance on the Achievement, Progress, Climate, and College & Career (for high schools only) domains.



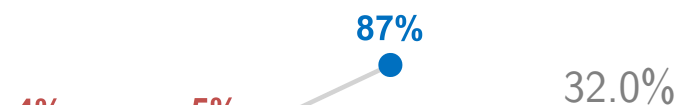
Achievement: INTERVENE (2%)

The Achievement domain measures performance on standardized assessments, including PSSA, Keystone Exams, ACCESS for ELLs, and reading assessments.



Progress: MODEL (87%)

The Progress domain measures growth on standardized assessments and progress towards graduation (for high schools only).



Climate: INTERVENE (22%)

The Climate domain measures school climate and student and parent/guardian engagement.



2016-2017 School Progress Report

Robert E. Lamberton School

School Code 432
Sector District
Address 7501 Woodbine Ave, 19151
Phone/Fax 215-400-7530 / 215-400-7531
Website webgui.phila.k12.pa.us/schools/l/lamberton

Report Type K8 School
Grades in Report K-8
Enrollment 528
Admissions Category Neighborhood
Turnaround Model N/A

Performance Tiers

■ INTERVENE (0-24%) ■ WATCH (25-49%) ■ REINFORCE (50-74%) ■ MODEL (75-100%)

2014-15 2015-16 2016-17 3 YEAR AVG

OVERALL: INTERVENE (9%)

A school's overall score represents its combined performance on the Achievement, Progress, Climate, and College & Career (for high schools only) domains.



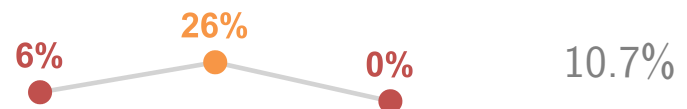
Achievement: INTERVENE (4%)

The Achievement domain measures performance on standardized assessments, including PSSA, Keystone Exams, ACCESS for ELLs, and reading assessments.



Progress: INTERVENE (0%)

The Progress domain measures growth on standardized assessments and progress towards graduation (for high schools only).



Climate: INTERVENE (21%)

The Climate domain measures school climate and student and parent/guardian engagement.



2016-2017 School Progress Report

Robert Morris School

School Code 239
Sector District
Address 2600 W Thompson St, 19121
Phone/Fax 215-400-7320 / 215-400-7321
Website webgui.phila.k12.pa.us/schools/m/morris

Report Type K8 School
Grades in Report K-8
Enrollment 295
Admissions Category Neighborhood
Turnaround Model N/A

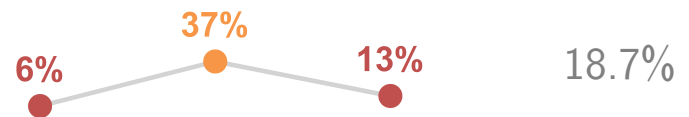
Performance Tiers

■ INTERVENE (0-24%) ■ WATCH (25-49%) ■ REINFORCE (50-74%) ■ MODEL (75-100%)

2014-15 2015-16 2016-17 3 YEAR AVG

OVERALL: INTERVENE (13%)

A school's overall score represents its combined performance on the Achievement, Progress, Climate, and College & Career (for high schools only) domains.



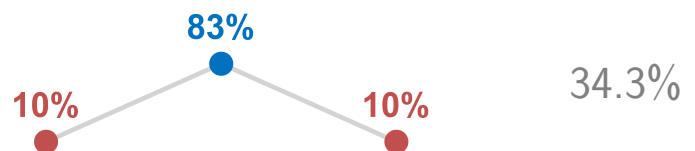
Achievement: INTERVENE (4%)

The Achievement domain measures performance on standardized assessments, including PSSA, Keystone Exams, ACCESS for ELLs, and reading assessments.



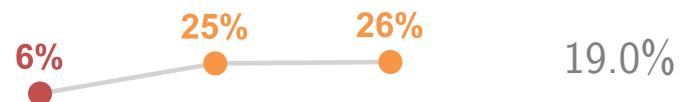
Progress: INTERVENE (10%)

The Progress domain measures growth on standardized assessments and progress towards graduation (for high schools only).



Climate: WATCH (26%)

The Climate domain measures school climate and student and parent/guardian engagement.



Rudolph Blankenburg School

School Code 149
 Sector District
 Address 4600 W Girard Ave, 19131
 Phone/Fax 215-400-7280 / 215-400-7281
 Website webgui.phila.k12.pa.us/schools/b/blankenburg

Report Type K8 School
 Grades in Report K-8
 Enrollment 488
 Admissions Category Neighborhood
 Turnaround Model N/A


Performance Tiers

■ INTERVENE (0-24%) ■ WATCH (25-49%) ■ REINFORCE (50-74%) ■ MODEL (75-100%)

2014-15 2015-16 2016-17 3 YEAR AVG

OVERALL: INTERVENE (21%)

A school's overall score represents its combined performance on the Achievement, Progress, Climate, and College & Career (for high schools only) domains.



Achievement: INTERVENE (3%)

The Achievement domain measures performance on standardized assessments, including PSSA, Keystone Exams, ACCESS for ELLs, and reading assessments.



Progress: REINFORCE (54%)

The Progress domain measures growth on standardized assessments and progress towards graduation (for high schools only).



Climate: INTERVENE (7%)

The Climate domain measures school climate and student and parent/guardian engagement.



S. Weir Mitchell School

School Code 137
Sector District
Address 5500 Kingsessing Ave, 19143
Phone/Fax 215-400-7880 / 215-400-7881
Website webgui.phila.k12.pa.us/schools/m/mitchell

Report Type K8 School
Grades in Report K-8
Enrollment 561
Admissions Category Neighborhood
Turnaround Model Turnaround

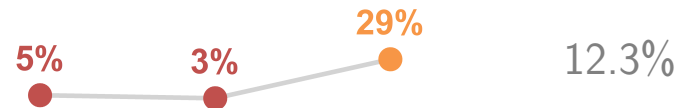
Performance Tiers

■ INTERVENE (0-24%) ■ WATCH (25-49%) ■ REINFORCE (50-74%) ■ MODEL (75-100%)

2014-15 2015-16 2016-17 3 YEAR AVG

OVERALL: WATCH (29%)

A school's overall score represents its combined performance on the Achievement, Progress, Climate, and College & Career (for high schools only) domains.



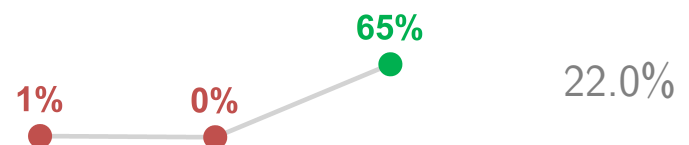
Achievement: INTERVENE (4%)

The Achievement domain measures performance on standardized assessments, including PSSA, Keystone Exams, ACCESS for ELLs, and reading assessments.



Progress: REINFORCE (65%)

The Progress domain measures growth on standardized assessments and progress towards graduation (for high schools only).



Climate: INTERVENE (17%)

The Climate domain measures school climate and student and parent/guardian engagement.



Sadie Alexander School

School Code 128
 Sector District
 Address 4209 Spruce St, 19104
 Phone/Fax 215-400-7760 / 215-400-7761
 Website webgui.phila.k12.pa.us/schools/p/penn-alexander

Report Type K8 School
 Grades in Report K-8
 Enrollment 569
 Admissions Category Neighborhood
 Turnaround Model N/A

Performance Tiers

■ INTERVENE (0-24%) ■ WATCH (25-49%) ■ REINFORCE (50-74%) ■ MODEL (75-100%)

2014-15 2015-16 2016-17 3 YEAR AVG

OVERALL: MODEL (85%)

A school's overall score represents its combined performance on the Achievement, Progress, Climate, and College & Career (for high schools only) domains.



Achievement: MODEL (86%)

The Achievement domain measures performance on standardized assessments, including PSSA, Keystone Exams, ACCESS for ELLs, and reading assessments.



Progress: MODEL (77%)

The Progress domain measures growth on standardized assessments and progress towards graduation (for high schools only).



Climate: MODEL (95%)

The Climate domain measures school climate and student and parent/guardian engagement.



2016-2017 School Progress Report

Samuel Gompers School

School Code 428
Sector District
Address 5701 Wynnefield Ave, 19131
Phone/Fax 215-400-7250 / 215-400-7251
Website webgui.phila.k12.pa.us/schools/g/gompers

Report Type K8 School
Grades in Report K-7
Enrollment 348
Admissions Category Neighborhood
Turnaround Model N/A

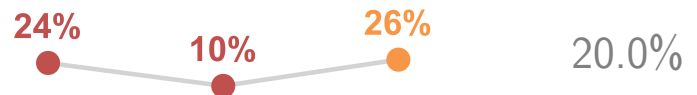
Performance Tiers

■ INTERVENE (0-24%) ■ WATCH (25-49%) ■ REINFORCE (50-74%) ■ MODEL (75-100%)

2014-15 2015-16 2016-17 3 YEAR AVG

OVERALL: WATCH (26%)

A school's overall score represents its combined performance on the Achievement, Progress, Climate, and College & Career (for high schools only) domains.



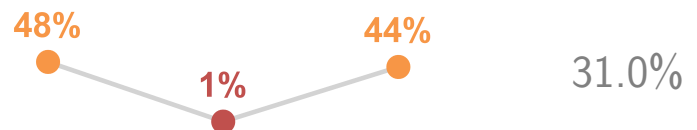
Achievement: INTERVENE (12%)

The Achievement domain measures performance on standardized assessments, including PSSA, Keystone Exams, ACCESS for ELLs, and reading assessments.




Progress: WATCH (44%)

The Progress domain measures growth on standardized assessments and progress towards graduation (for high schools only).



Climate: INTERVENE (23%)

The Climate domain measures school climate and student and parent/guardian engagement.



Sankofa Freedom Academy Charter School

School Code	W99	Report Type	K8 School
Sector	Charter	Grades in Report	K-8
Address	2501 Kensington Ave, 19125	Enrollment	461
Phone/Fax	215-288-2001 / 215-288-2099	Admissions Category	Citywide With Criteria
Website	www.sfacs.us/	Turnaround Model	N/A

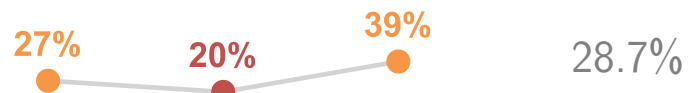
Performance Tiers

■ INTERVENE (0-24%)
 ■ WATCH (25-49%)
 ■ REINFORCE (50-74%)
 ■ MODEL (75-100%)

2014-15 2015-16 2016-17 3 YEAR AVG

OVERALL: WATCH (39%)

A school's overall score represents its combined performance on the Achievement, Progress, Climate, and College & Career (for high schools only) domains.



Achievement: INTERVENE (10%)

The Achievement domain measures performance on standardized assessments, including PSSA, Keystone Exams, ACCESS for ELLs, and reading assessments.



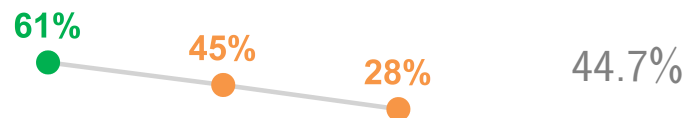
Progress: MODEL (79%)

The Progress domain measures growth on standardized assessments and progress towards graduation (for high schools only).



Climate: WATCH (28%)

The Climate domain measures school climate and student and parent/guardian engagement.



2016-2017 School Progress Report

Shawmont School

School Code 638
Sector District
Address 535 Shawmont Ave, 19128
Phone/Fax 215-400-3440 / 215-400-3441
Website webgui.phila.k12.pa.us/schools/s/shawmont

Report Type K8 School
Grades in Report K-8
Enrollment 501
Admissions Category Neighborhood
Turnaround Model N/A

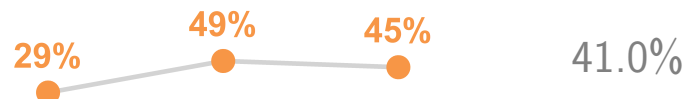
Performance Tiers

■ INTERVENE (0-24%) ■ WATCH (25-49%) ■ REINFORCE (50-74%) ■ MODEL (75-100%)

2014-15 2015-16 2016-17 3 YEAR AVG

OVERALL: WATCH (45%)

A school's overall score represents its combined performance on the Achievement, Progress, Climate, and College & Career (for high schools only) domains.



Achievement: WATCH (29%)

The Achievement domain measures performance on standardized assessments, including PSSA, Keystone Exams, ACCESS for ELLs, and reading assessments.



Progress: REINFORCE (50%)

The Progress domain measures growth on standardized assessments and progress towards graduation (for high schools only).



Climate: REINFORCE (53%)

The Climate domain measures school climate and student and parent/guardian engagement.



2016-2017 School Progress Report

Southwark School

School Code 264
Sector District
Address 1835 S 9th St, 19148
Phone/Fax 215-400-8280 / 215-400-8281
Website webgui.phila.k12.pa.us/schools/s/southwark

Report Type K8 School
Grades in Report K-8
Enrollment 741
Admissions Category Neighborhood
Turnaround Model N/A

Performance Tiers

■ INTERVENE (0-24%) ■ WATCH (25-49%) ■ REINFORCE (50-74%) ■ MODEL (75-100%)

2014-15 2015-16 2016-17 3 YEAR AVG

OVERALL: REINFORCE (54%)

A school's overall score represents its combined performance on the Achievement, Progress, Climate, and College & Career (for high schools only) domains.



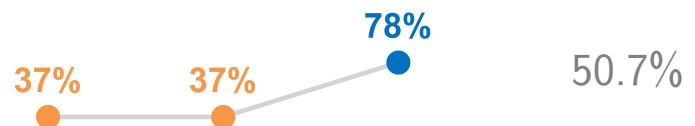
Achievement: INTERVENE (11%)

The Achievement domain measures performance on standardized assessments, including PSSA, Keystone Exams, ACCESS for ELLs, and reading assessments.



Progress: MODEL (78%)

The Progress domain measures growth on standardized assessments and progress towards graduation (for high schools only).



Climate: REINFORCE (67%)

The Climate domain measures school climate and student and parent/guardian engagement.



Southwest Leadership Academy Charter School

School Code	W92	Report Type	K8 School
Sector	Charter	Grades in Report	K-8
Address	7101 Paschall Ave, 19142	Enrollment	482
Phone/Fax	215-729-1939 / 215-729-1976	Admissions Category	Citywide With Criteria
Website	http://slacs-phila.org/	Turnaround Model	N/A

Performance Tiers

■ INTERVENE (0-24%)
 ■ WATCH (25-49%)
 ■ REINFORCE (50-74%)
 ■ MODEL (75-100%)

2014-15 2015-16 2016-17 3 YEAR AVG

OVERALL: WATCH (44%)

A school's overall score represents its combined performance on the Achievement, Progress, Climate, and College & Career (for high schools only) domains.



Achievement: INTERVENE (20%)

The Achievement domain measures performance on standardized assessments, including PSSA, Keystone Exams, ACCESS for ELLs, and reading assessments.



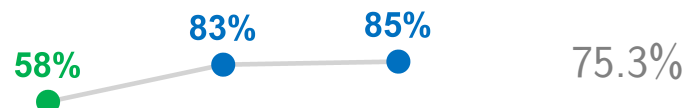
Progress: WATCH (29%)

The Progress domain measures growth on standardized assessments and progress towards graduation (for high schools only).



Climate: MODEL (85%)

The Climate domain measures school climate and student and parent/guardian engagement.



Spring Garden School

School Code 556
 Sector District
 Address 1146 Melon St, 19123
 Phone/Fax 215-400-7610 / 215-400-7611
 Website <https://philasd.org/springgarden>

Report Type K8 School
 Grades in Report K-8
 Enrollment 278
 Admissions Category Neighborhood
 Turnaround Model N/A

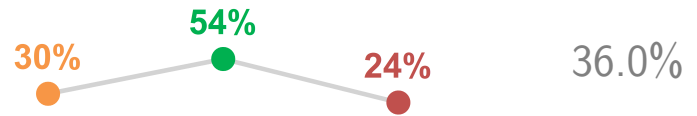
Performance Tiers

■ INTERVENE (0-24%) ■ WATCH (25-49%) ■ REINFORCE (50-74%) ■ MODEL (75-100%)

2014-15 2015-16 2016-17 3 YEAR AVG

OVERALL: INTERVENE (24%)

A school's overall score represents its combined performance on the Achievement, Progress, Climate, and College & Career (for high schools only) domains.



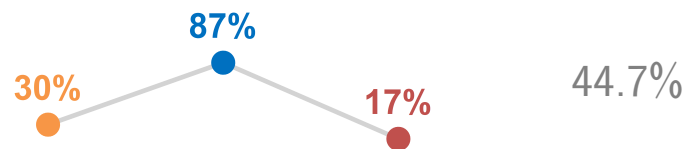
Achievement: INTERVENE (11%)

The Achievement domain measures performance on standardized assessments, including PSSA, Keystone Exams, ACCESS for ELLs, and reading assessments.



Progress: INTERVENE (17%)

The Progress domain measures growth on standardized assessments and progress towards graduation (for high schools only).



Climate: WATCH (45%)

The Climate domain measures school climate and student and parent/guardian engagement.



2016-2017 School Progress Report

Stephen Decatur School

School Code 842
Sector District
Address 3500 Academy Rd, 19154
Phone/Fax 215-400-3050 / 215-400-3051
Website webgui.phila.k12.pa.us/schools/d/decatur

Report Type K8 School
Grades in Report K-8
Enrollment 1,029
Admissions Category Neighborhood
Turnaround Model N/A

Performance Tiers

■ INTERVENE (0-24%) ■ WATCH (25-49%) ■ REINFORCE (50-74%) ■ MODEL (75-100%)

2014-15 2015-16 2016-17 3 YEAR AVG

OVERALL: REINFORCE (58%)

A school's overall score represents its combined performance on the Achievement, Progress, Climate, and College & Career (for high schools only) domains.



Achievement: WATCH (35%)

The Achievement domain measures performance on standardized assessments, including PSSA, Keystone Exams, ACCESS for ELLs, and reading assessments.



Progress: REINFORCE (72%)

The Progress domain measures growth on standardized assessments and progress towards graduation (for high schools only).



Climate: REINFORCE (64%)

The Climate domain measures school climate and student and parent/guardian engagement.



Tacony Academy Charter School

School Code X04
 Sector Charter
 Address 1330 Rhawn St, 19111
 Phone/Fax 215-742-5100 / 215-742-5200
 Website <http://ap-schools.org/taconyacademy.aspx>

Report Type K8 School
 Grades in Report K-8
 Enrollment 690
 Admissions Category Citywide With Criteria
 Turnaround Model N/A

Performance Tiers

■ INTERVENE (0-24%) ■ WATCH (25-49%) ■ REINFORCE (50-74%) ■ MODEL (75-100%)

2014-15 2015-16 2016-17 3 YEAR AVG

OVERALL: REINFORCE (60%)

A school's overall score represents its combined performance on the Achievement, Progress, Climate, and College & Career (for high schools only) domains.



Achievement: WATCH (36%)

The Achievement domain measures performance on standardized assessments, including PSSA, Keystone Exams, ACCESS for ELLs, and reading assessments.



Progress: REINFORCE (74%)

The Progress domain measures growth on standardized assessments and progress towards graduation (for high schools only).



Climate: REINFORCE (66%)

The Climate domain measures school climate and student and parent/guardian engagement.



2016-2017 School Progress Report

Tanner G. Duckrey School

School Code 446
Sector District
Address 1501 W Diamond St, 19121
Phone/Fax 215-400-7350 / 215-400-7351
Website webgui.phila.k12.pa.us/schools/d/duckrey

Report Type K8 School
Grades in Report K-8
Enrollment 635
Admissions Category Neighborhood
Turnaround Model N/A

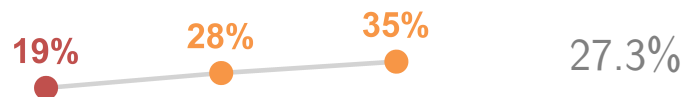
Performance Tiers

■ INTERVENE (0-24%) ■ WATCH (25-49%) ■ REINFORCE (50-74%) ■ MODEL (75-100%)

2014-15 2015-16 2016-17 3 YEAR AVG

OVERALL: WATCH (35%)

A school's overall score represents its combined performance on the Achievement, Progress, Climate, and College & Career (for high schools only) domains.



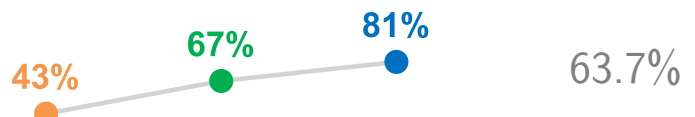
Achievement: INTERVENE (2%)

The Achievement domain measures performance on standardized assessments, including PSSA, Keystone Exams, ACCESS for ELLs, and reading assessments.



Progress: MODEL (81%)

The Progress domain measures growth on standardized assessments and progress towards graduation (for high schools only).



Climate: INTERVENE (14%)

The Climate domain measures school climate and student and parent/guardian engagement.



The Philadelphia Charter School for Arts and Sciences

School Code X22
 Sector Charter
 Address 1197 Haworth St, 19124
 Phone/Fax 215-537-2520 / N/A
 Website www.stringtheoryschools.org/edmunds-campus/art-science-landing-page/

Report Type K8 School
 Grades in Report K-8
 Enrollment 959
 Admissions Category Neighborhood
 Turnaround Model Renaissance Charter

Performance Tiers

■ INTERVENE (0-24%) ■ WATCH (25-49%) ■ REINFORCE (50-74%) ■ MODEL (75-100%)

2014-15 2015-16 2016-17 3 YEAR AVG

OVERALL: WATCH (34%)

A school's overall score represents its combined performance on the Achievement, Progress, Climate, and College & Career (for high schools only) domains.



Achievement: INTERVENE (16%)

The Achievement domain measures performance on standardized assessments, including PSSA, Keystone Exams, ACCESS for ELLs, and reading assessments.



Progress: WATCH (32%)

The Progress domain measures growth on standardized assessments and progress towards graduation (for high schools only).



Climate: REINFORCE (56%)

The Climate domain measures school climate and student and parent/guardian engagement.



Theodore Roosevelt School

School Code 636
 Sector District
 Address 430 E Washington Ln, 19144
 Phone/Fax 215-400-3640 / 215-400-3641
 Website webgui.phila.k12.pa.us/schools/r/roosevelt-es

Report Type K8 School
 Grades in Report K-8
 Enrollment 581
 Admissions Category Neighborhood
 Turnaround Model Turnaround

Performance Tiers

■ INTERVENE (0-24%) ■ WATCH (25-49%) ■ REINFORCE (50-74%) ■ MODEL (75-100%)

2014-15 2015-16 2016-17 3 YEAR AVG

OVERALL: INTERVENE (6%)

A school's overall score represents its combined performance on the Achievement, Progress, Climate, and College & Career (for high schools only) domains.



Achievement: INTERVENE (0%)

The Achievement domain measures performance on standardized assessments, including PSSA, Keystone Exams, ACCESS for ELLs, and reading assessments.



Progress: INTERVENE (14%)

The Progress domain measures growth on standardized assessments and progress towards graduation (for high schools only).



Climate: INTERVENE (2%)

The Climate domain measures school climate and student and parent/guardian engagement.



2016-2017 School Progress Report

Thomas K. Finletter School

School Code 727
Sector District
Address 6100 N Front St, 19120
Phone/Fax 215-400-3750 / 215-400-3751
Website webgui.phila.k12.pa.us/schools/f/finletter

Report Type K8 School
Grades in Report K-8
Enrollment 744
Admissions Category Neighborhood
Turnaround Model N/A

Performance Tiers

■ INTERVENE (0-24%) ■ WATCH (25-49%) ■ REINFORCE (50-74%) ■ MODEL (75-100%)

2014-15 2015-16 2016-17 3 YEAR AVG

OVERALL: WATCH (39%)

A school's overall score represents its combined performance on the Achievement, Progress, Climate, and College & Career (for high schools only) domains.



Achievement: INTERVENE (19%)

The Achievement domain measures performance on standardized assessments, including PSSA, Keystone Exams, ACCESS for ELLs, and reading assessments.



Progress: REINFORCE (56%)

The Progress domain measures growth on standardized assessments and progress towards graduation (for high schools only).



Climate: WATCH (37%)

The Climate domain measures school climate and student and parent/guardian engagement.



2016-2017 School Progress Report

Thomas Mifflin School

School Code 632
Sector District
Address 3624 Conrad St, 19129
Phone/Fax 215-400-3830 / 215-400-3831
Website webgui.phila.k12.pa.us/schools/m/mifflin

Report Type K8 School
Grades in Report K-8
Enrollment 300
Admissions Category Neighborhood
Turnaround Model N/A

Performance Tiers

■ INTERVENE (0-24%) ■ WATCH (25-49%) ■ REINFORCE (50-74%) ■ MODEL (75-100%)

2014-15 2015-16 2016-17 3 YEAR AVG

OVERALL: INTERVENE (18%)

A school's overall score represents its combined performance on the Achievement, Progress, Climate, and College & Career (for high schools only) domains.



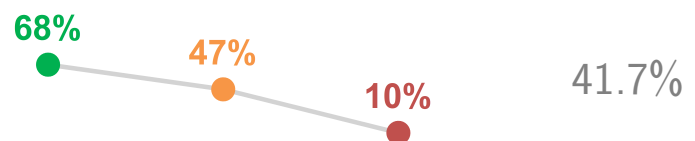
Achievement: INTERVENE (9%)

The Achievement domain measures performance on standardized assessments, including PSSA, Keystone Exams, ACCESS for ELLs, and reading assessments.



Progress: INTERVENE (10%)

The Progress domain measures growth on standardized assessments and progress towards graduation (for high schools only).



Climate: WATCH (35%)

The Climate domain measures school climate and student and parent/guardian engagement.



Thurgood Marshall School

School Code 550
 Sector District
 Address 5120 N 6th St, 19120
 Phone/Fax 215-400-3770 / 215-400-3771
 Website webgui.phila.k12.pa.us/schools/t/tmarshall

Report Type K8 School
 Grades in Report K-8
 Enrollment 797
 Admissions Category Neighborhood
 Turnaround Model N/A

Performance Tiers

■ INTERVENE (0-24%) ■ WATCH (25-49%) ■ REINFORCE (50-74%) ■ MODEL (75-100%)

2014-15 2015-16 2016-17 3 YEAR AVG

OVERALL: WATCH (31%)

A school's overall score represents its combined performance on the Achievement, Progress, Climate, and College & Career (for high schools only) domains.



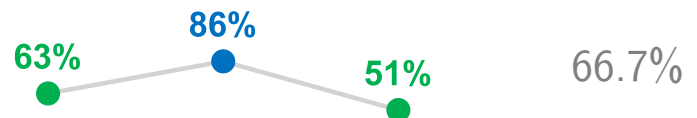
Achievement: INTERVENE (6%)

The Achievement domain measures performance on standardized assessments, including PSSA, Keystone Exams, ACCESS for ELLs, and reading assessments.



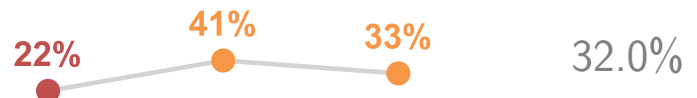
Progress: REINFORCE (51%)

The Progress domain measures growth on standardized assessments and progress towards graduation (for high schools only).



Climate: WATCH (33%)

The Climate domain measures school climate and student and parent/guardian engagement.



Universal Charter School at Alcorn

School Code X24
 Sector Charter
 Address 3200 Dickinson St, 19146
 Phone/Fax 215-952-6219 / N/A
 Website www.universalfamilyofschools.org/our-schools/universal-alcorn-charter-elementary-school/

Report Type K8 School
 Grades in Report K-8
 Enrollment 615
 Admissions Category Neighborhood
 Turnaround Model Renaissance Charter

Performance Tiers

■ INTERVENE (0-24%) ■ WATCH (25-49%) ■ REINFORCE (50-74%) ■ MODEL (75-100%)

2014-15 2015-16 2016-17 3 YEAR AVG

OVERALL: REINFORCE (56%)

A school's overall score represents its combined performance on the Achievement, Progress, Climate, and College & Career (for high schools only) domains.



Achievement: INTERVENE (15%)

The Achievement domain measures performance on standardized assessments, including PSSA, Keystone Exams, ACCESS for ELLs, and reading assessments.



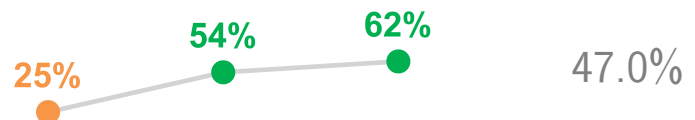
Progress: MODEL (83%)

The Progress domain measures growth on standardized assessments and progress towards graduation (for high schools only).



Climate: REINFORCE (62%)

The Climate domain measures school climate and student and parent/guardian engagement.



Universal Charter School at Creighton

School Code X21
 Sector Charter
 Address 5401 Tabor Ave, 19120
 Phone/Fax 215-537-2531 / N/A
 Website www.universalfamilyofschools.org/our-schools/universal-creighton-charter-school/

Report Type K8 School
 Grades in Report K-8
 Enrollment 757
 Admissions Category Neighborhood
 Turnaround Model Renaissance Charter

Performance Tiers

■ INTERVENE (0-24%) ■ WATCH (25-49%) ■ REINFORCE (50-74%) ■ MODEL (75-100%)

2014-15 2015-16 2016-17 3 YEAR AVG

OVERALL: REINFORCE (65%)

A school's overall score represents its combined performance on the Achievement, Progress, Climate, and College & Career (for high schools only) domains.



Achievement: WATCH (34%)

The Achievement domain measures performance on standardized assessments, including PSSA, Keystone Exams, ACCESS for ELLs, and reading assessments.



Progress: MODEL (93%)

The Progress domain measures growth on standardized assessments and progress towards graduation (for high schools only).



Climate: REINFORCE (61%)

The Climate domain measures school climate and student and parent/guardian engagement.



Universal Charter School at Daroff

School Code X11
 Sector Charter
 Address 5630 Vine St, 19139
 Phone/Fax 215-471-2905 / N/A
 Website www.universalfamilyofschools.org/our-schools/universal-daroff-charter-school/

Report Type K8 School
 Grades in Report K-8
 Enrollment 680
 Admissions Category Neighborhood
 Turnaround Model Renaissance Charter

Performance Tiers

■ INTERVENE (0-24%) ■ WATCH (25-49%) ■ REINFORCE (50-74%) ■ MODEL (75-100%)

2014-15 2015-16 2016-17 3 YEAR AVG

OVERALL: INTERVENE (15%)

A school's overall score represents its combined performance on the Achievement, Progress, Climate, and College & Career (for high schools only) domains.



Achievement: INTERVENE (7%)

The Achievement domain measures performance on standardized assessments, including PSSA, Keystone Exams, ACCESS for ELLs, and reading assessments.



Progress: INTERVENE (10%)

The Progress domain measures growth on standardized assessments and progress towards graduation (for high schools only).



Climate: WATCH (29%)

The Climate domain measures school climate and student and parent/guardian engagement.



Universal Institute Charter School

School Code W26
 Sector Charter
 Address 800 S 15th St, 19146
 Phone/Fax 215-732-2876 / 215-732-8066
 Website www.universalfamilyofschools.org/our-schools/universal-institute-charter-school/

Report Type K8 School
 Grades in Report K-8
 Enrollment 671
 Admissions Category Citywide
 Turnaround Model N/A

Performance Tiers

■ INTERVENE (0-24%) ■ WATCH (25-49%) ■ REINFORCE (50-74%) ■ MODEL (75-100%)

2014-15 2015-16 2016-17 3 YEAR AVG

OVERALL: REINFORCE (53%)

A school's overall score represents its combined performance on the Achievement, Progress, Climate, and College & Career (for high schools only) domains.



Achievement: INTERVENE (20%)

The Achievement domain measures performance on standardized assessments, including PSSA, Keystone Exams, ACCESS for ELLs, and reading assessments.



Progress: MODEL (81%)

The Progress domain measures growth on standardized assessments and progress towards graduation (for high schools only).



Climate: REINFORCE (53%)

The Climate domain measures school climate and student and parent/guardian engagement.



Vare-Washington School

School Code 272
 Sector District
 Address 1198 S 5th St, 19147
 Phone/Fax 215-400-8120 / 215-400-8121
 Website webgui.phila.k12.pa.us/schools/v/vare

Report Type K8 School
 Grades in Report K-8
 Enrollment 363
 Admissions Category Neighborhood
 Turnaround Model N/A


Performance Tiers

■ INTERVENE (0-24%) ■ WATCH (25-49%) ■ REINFORCE (50-74%) ■ MODEL (75-100%)

2014-15 2015-16 2016-17 3 YEAR AVG

OVERALL: REINFORCE (57%)

A school's overall score represents its combined performance on the Achievement, Progress, Climate, and College & Career (for high schools only) domains.



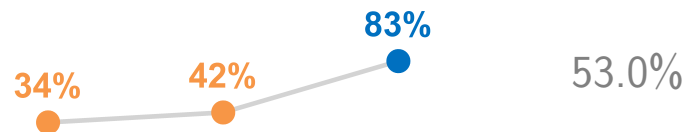
Achievement: INTERVENE (21%)

The Achievement domain measures performance on standardized assessments, including PSSA, Keystone Exams, ACCESS for ELLs, and reading assessments.



Progress: MODEL (83%)

The Progress domain measures growth on standardized assessments and progress towards graduation (for high schools only).



Climate: REINFORCE (68%)

The Climate domain measures school climate and student and parent/guardian engagement.



2016-2017 School Progress Report

West Oak Lane Charter School

School Code W14
Sector Charter
Address 7115 Stenton Ave, 19138
Phone/Fax 215-927-7995 / 215-927-7980
Website www.wolcs.org/

Report Type K8 School
Grades in Report K-8
Enrollment 1,063
Admissions Category Citywide
Turnaround Model N/A


Performance Tiers

■ INTERVENE (0-24%) ■ WATCH (25-49%) ■ REINFORCE (50-74%) ■ MODEL (75-100%)

2014-15 2015-16 2016-17 3 YEAR AVG

OVERALL: WATCH (39%)

A school's overall score represents its combined performance on the Achievement, Progress, Climate, and College & Career (for high schools only) domains.




Achievement: INTERVENE (23%)

The Achievement domain measures performance on standardized assessments, including PSSA, Keystone Exams, ACCESS for ELLs, and reading assessments.



Progress: WATCH (26%)

The Progress domain measures growth on standardized assessments and progress towards graduation (for high schools only).



Climate: REINFORCE (70%)

The Climate domain measures school climate and student and parent/guardian engagement.



2016-2017 School Progress Report

William C. Bryant School

School Code 123
Sector District
Address 6001 Cedar Ave, 19143
Phone/Fax 215-400-7910 / 215-400-7911
Website webgui.phila.k12.pa.us/schools/b/bryant

Report Type K8 School
Grades in Report K-8
Enrollment 403
Admissions Category Neighborhood
Turnaround Model Turnaround

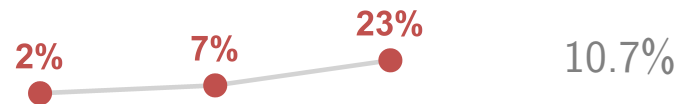
Performance Tiers

■ INTERVENE (0-24%) ■ WATCH (25-49%) ■ REINFORCE (50-74%) ■ MODEL (75-100%)

2014-15 2015-16 2016-17 3 YEAR AVG

OVERALL: INTERVENE (23%)

A school's overall score represents its combined performance on the Achievement, Progress, Climate, and College & Career (for high schools only) domains.



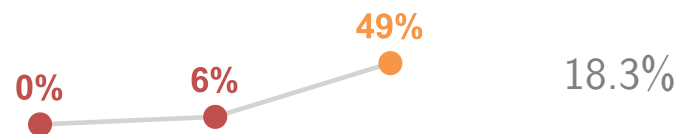
Achievement: INTERVENE (7%)

The Achievement domain measures performance on standardized assessments, including PSSA, Keystone Exams, ACCESS for ELLs, and reading assessments.



Progress: WATCH (49%)

The Progress domain measures growth on standardized assessments and progress towards graduation (for high schools only).



Climate: INTERVENE (14%)

The Climate domain measures school climate and student and parent/guardian engagement.



2016-2017 School Progress Report

William C. Longstreth School

School Code 135
Sector District
Address 5700 Willows Ave, 19143
Phone/Fax 215-400-7870 / 215-400-7871
Website webgui.phila.k12.pa.us/schools/l/longstreth

Report Type K8 School
Grades in Report K-8
Enrollment 498
Admissions Category Neighborhood
Turnaround Model N/A

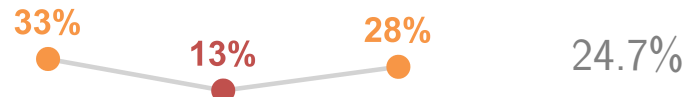
Performance Tiers

■ INTERVENE (0-24%) ■ WATCH (25-49%) ■ REINFORCE (50-74%) ■ MODEL (75-100%)

2014-15 2015-16 2016-17 3 YEAR AVG

OVERALL: WATCH (28%)

A school's overall score represents its combined performance on the Achievement, Progress, Climate, and College & Career (for high schools only) domains.



Achievement: INTERVENE (1%)

The Achievement domain measures performance on standardized assessments, including PSSA, Keystone Exams, ACCESS for ELLs, and reading assessments.



Progress: REINFORCE (64%)

The Progress domain measures growth on standardized assessments and progress towards graduation (for high schools only).



Climate: INTERVENE (19%)

The Climate domain measures school climate and student and parent/guardian engagement.



2016-2017 School Progress Report

William D. Kelley School

School Code 456
Sector District
Address 1601 N 28th St, 19121
Phone/Fax 215-400-7370 / 215-400-7371
Website webgui.phila.k12.pa.us/schools/k/kelley

Report Type K8 School
Grades in Report K-8
Enrollment 399
Admissions Category Neighborhood
Turnaround Model N/A

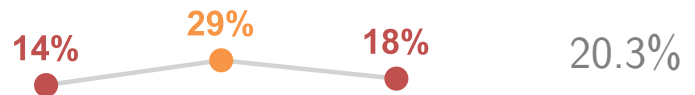
Performance Tiers

■ INTERVENE (0-24%) ■ WATCH (25-49%) ■ REINFORCE (50-74%) ■ MODEL (75-100%)

2014-15 2015-16 2016-17 3 YEAR AVG

OVERALL: INTERVENE (18%)

A school's overall score represents its combined performance on the Achievement, Progress, Climate, and College & Career (for high schools only) domains.



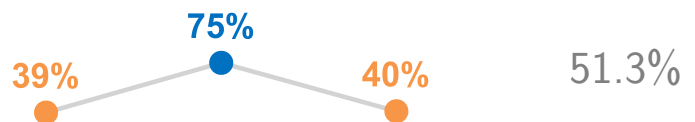
Achievement: INTERVENE (10%)

The Achievement domain measures performance on standardized assessments, including PSSA, Keystone Exams, ACCESS for ELLs, and reading assessments.



Progress: WATCH (40%)

The Progress domain measures growth on standardized assessments and progress towards graduation (for high schools only).



Climate: INTERVENE (5%)

The Climate domain measures school climate and student and parent/guardian engagement.



2016-2017 School Progress Report

William Dick School

School Code 427
Sector District
Address 2498 W Diamond St, 19121
Phone/Fax 215-400-7340 / 215-400-7341
Website webgui.phila.k12.pa.us/schools/d/dick

Report Type K8 School
Grades in Report K-8
Enrollment 554
Admissions Category Neighborhood
Turnaround Model N/A

Performance Tiers

■ INTERVENE (0-24%) ■ WATCH (25-49%) ■ REINFORCE (50-74%) ■ MODEL (75-100%)

2014-15 2015-16 2016-17 3 YEAR AVG

OVERALL: INTERVENE (17%)

A school's overall score represents its combined performance on the Achievement, Progress, Climate, and College & Career (for high schools only) domains.



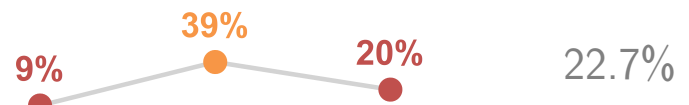
Achievement: INTERVENE (3%)

The Achievement domain measures performance on standardized assessments, including PSSA, Keystone Exams, ACCESS for ELLs, and reading assessments.



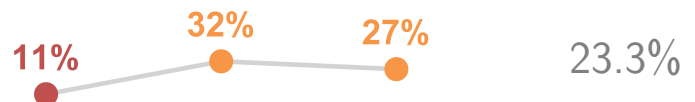
Progress: INTERVENE (20%)

The Progress domain measures growth on standardized assessments and progress towards graduation (for high schools only).



Climate: WATCH (27%)

The Climate domain measures school climate and student and parent/guardian engagement.



2016-2017 School Progress Report

William H. Hunter School

School Code 533
Sector District
Address 2400 N Front St, 19133
Phone/Fax 215-400-7110 / 215-400-7111
Website webgui.phila.k12.pa.us/schools/h/hunter

Report Type K8 School
Grades in Report K-8
Enrollment 527
Admissions Category Neighborhood
Turnaround Model N/A

Performance Tiers

■ INTERVENE (0-24%) ■ WATCH (25-49%) ■ REINFORCE (50-74%) ■ MODEL (75-100%)

2014-15 2015-16 2016-17 3 YEAR AVG

OVERALL: INTERVENE (18%)

A school's overall score represents its combined performance on the Achievement, Progress, Climate, and College & Career (for high schools only) domains.



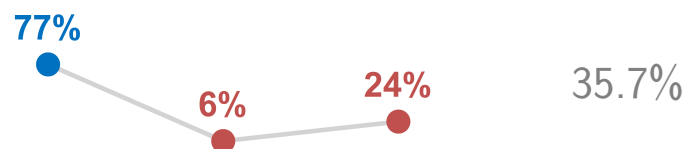
Achievement: INTERVENE (3%)

The Achievement domain measures performance on standardized assessments, including PSSA, Keystone Exams, ACCESS for ELLs, and reading assessments.



Progress: INTERVENE (24%)

The Progress domain measures growth on standardized assessments and progress towards graduation (for high schools only).



Climate: WATCH (25%)

The Climate domain measures school climate and student and parent/guardian engagement.



2016-2017 School Progress Report

William H. Ziegler School

School Code 746
Sector District
Address 5935 Saul St, 19149
Phone/Fax 215-400-3260 / 215-400-3261
Website <https://philasd.org/ziegler>

Report Type K8 School
Grades in Report K-8
Enrollment 543
Admissions Category Neighborhood
Turnaround Model N/A

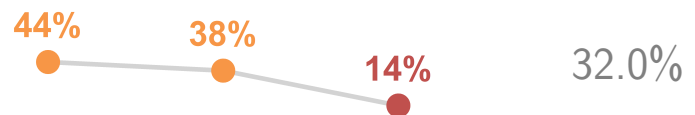
Performance Tiers

■ INTERVENE (0-24%) ■ WATCH (25-49%) ■ REINFORCE (50-74%) ■ MODEL (75-100%)

2014-15 2015-16 2016-17 3 YEAR AVG

OVERALL: INTERVENE (14%)

A school's overall score represents its combined performance on the Achievement, Progress, Climate, and College & Career (for high schools only) domains.



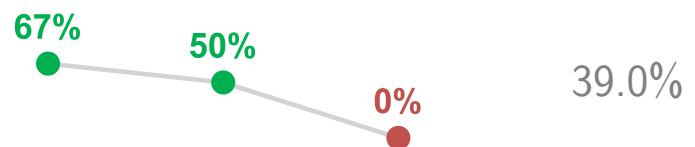
Achievement: INTERVENE (10%)

The Achievement domain measures performance on standardized assessments, including PSSA, Keystone Exams, ACCESS for ELLs, and reading assessments.



Progress: INTERVENE (0%)

The Progress domain measures growth on standardized assessments and progress towards graduation (for high schools only).



Climate: WATCH (30%)

The Climate domain measures school climate and student and parent/guardian engagement.



William M. Meredith School

School Code 238
Sector District
Address 725 S 5th St, 19147
Phone/Fax 215-400-7990 / 215-400-7991
Website webgui.phila.k12.pa.us/schools/m/meredith-school

Report Type K8 School
Grades in Report K-8
Enrollment 614
Admissions Category Neighborhood
Turnaround Model N/A

Performance Tiers

■ INTERVENE (0-24%) ■ WATCH (25-49%) ■ REINFORCE (50-74%) ■ MODEL (75-100%)

2014-15 2015-16 2016-17 3 YEAR AVG

OVERALL: REINFORCE (63%)

A school's overall score represents its combined performance on the Achievement, Progress, Climate, and College & Career (for high schools only) domains.



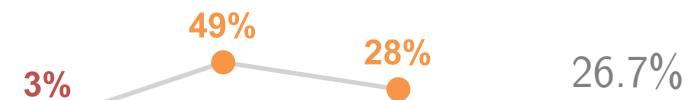
Achievement: MODEL (76%)

The Achievement domain measures performance on standardized assessments, including PSSA, Keystone Exams, ACCESS for ELLs, and reading assessments.



Progress: WATCH (28%)

The Progress domain measures growth on standardized assessments and progress towards graduation (for high schools only).



Climate: MODEL (94%)

The Climate domain measures school climate and student and parent/guardian engagement.



2016-2017 School Progress Report

William McKinley School

School Code 535
Sector District
Address 2101 N Orkney St, 19122
Phone/Fax 215-400-7440 / 215-400-7441
Website webgui.phila.k12.pa.us/schools/m/mckinley

Report Type K8 School
Grades in Report K-8
Enrollment 460
Admissions Category Neighborhood
Turnaround Model N/A

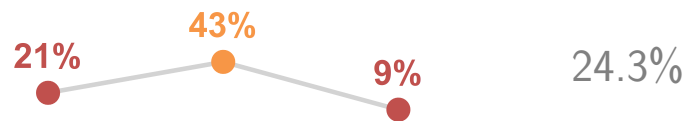
Performance Tiers

■ INTERVENE (0-24%) ■ WATCH (25-49%) ■ REINFORCE (50-74%) ■ MODEL (75-100%)

2014-15 2015-16 2016-17 3 YEAR AVG

OVERALL: INTERVENE (9%)

A school's overall score represents its combined performance on the Achievement, Progress, Climate, and College & Career (for high schools only) domains.



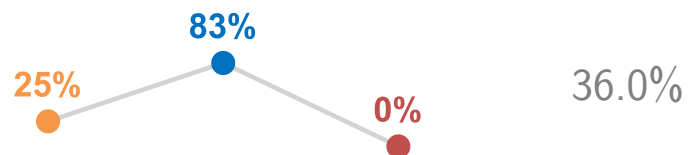
Achievement: INTERVENE (5%)

The Achievement domain measures performance on standardized assessments, including PSSA, Keystone Exams, ACCESS for ELLs, and reading assessments.



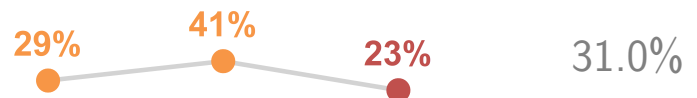
Progress: INTERVENE (0%)

The Progress domain measures growth on standardized assessments and progress towards graduation (for high schools only).



Climate: INTERVENE (23%)

The Climate domain measures school climate and student and parent/guardian engagement.



2016-2017 School Progress Report

Wissahickon Charter School

School Code W62
Sector Charter
Address 4700 Wissahickon Ave, 19144
Phone/Fax 267-338-1020 / 267-338-1030
Website www.wissahickoncharter.org

Report Type K8 School
Grades in Report K-8
Enrollment 948
Admissions Category Citywide With Criteria
Turnaround Model N/A

Performance Tiers

■ INTERVENE (0-24%) ■ WATCH (25-49%) ■ REINFORCE (50-74%) ■ MODEL (75-100%)

2014-15 2015-16 2016-17 3 YEAR AVG

OVERALL: WATCH (45%)

A school's overall score represents its combined performance on the Achievement, Progress, Climate, and College & Career (for high schools only) domains.



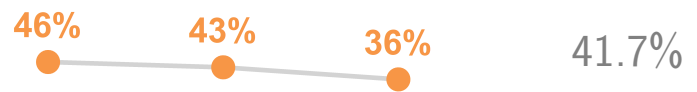
Achievement: WATCH (25%)

The Achievement domain measures performance on standardized assessments, including PSSA, Keystone Exams, ACCESS for ELLs, and reading assessments.



Progress: WATCH (36%)

The Progress domain measures growth on standardized assessments and progress towards graduation (for high schools only).



Climate: MODEL (75%)

The Climate domain measures school climate and student and parent/guardian engagement.

