

Academy for the Middle Years at Northwest

School Code 648
 Sector District
 Address 6000 Ridge Ave, 19128
 Phone/Fax 215-400-3460 / 215-400-3461
 Website webgui.phila.k12.pa.us/schools/a/amynw

Report Type Middle School
 Grades in Report 6-8
 Enrollment 313
 Admissions Category Special Admit
 Turnaround Model N/A


Performance Tiers

■ INTERVENE (0-24%) ■ WATCH (25-49%) ■ REINFORCE (50-74%) ■ MODEL (75-100%)

2014-15 2015-16 2016-17 3 YEAR AVG

OVERALL: REINFORCE (51%)

A school's overall score represents its combined performance on the Achievement, Progress, Climate, and College & Career (for high schools only) domains.



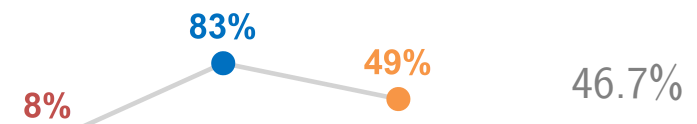
Achievement: WATCH (33%)

The Achievement domain measures performance on standardized assessments, including PSSA, Keystone Exams, ACCESS for ELLs, and reading assessments.



Progress: WATCH (49%)

The Progress domain measures growth on standardized assessments and progress towards graduation (for high schools only).



Climate: REINFORCE (71%)

The Climate domain measures school climate and student and parent/guardian engagement.



Alternative Middle Years at James Martin

School Code 543
 Sector District
 Address 3380 Richmond St, 19134
 Phone/Fax 215-400-7190 / 215-400-7191
 Website webgui.phila.k12.pa.us/schools/a/amy-5-at-james-martin

Report Type Middle School
 Grades in Report 6-8
 Enrollment 419
 Admissions Category Citywide
 Turnaround Model N/A

Performance Tiers

■ INTERVENE (0-24%) ■ WATCH (25-49%) ■ REINFORCE (50-74%) ■ MODEL (75-100%)

2014-15 2015-16 2016-17 3 YEAR AVG

OVERALL: INTERVENE (18%)

A school's overall score represents its combined performance on the Achievement, Progress, Climate, and College & Career (for high schools only) domains.



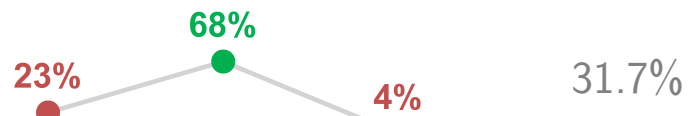
Achievement: INTERVENE (13%)

The Achievement domain measures performance on standardized assessments, including PSSA, Keystone Exams, ACCESS for ELLs, and reading assessments.



Progress: INTERVENE (4%)

The Progress domain measures growth on standardized assessments and progress towards graduation (for high schools only).



Climate: WATCH (42%)

The Climate domain measures school climate and student and parent/guardian engagement.



Aspira Charter School at Stetson

School Code X06
Sector Charter
Address 3200 B St, 19134
Phone/Fax 215-291-4720 / N/A
Website www.aspirapa.org/stetson/

Report Type Middle School
Grades in Report 5-8
Enrollment 891
Admissions Category Neighborhood
Turnaround Model Renaissance Charter

Performance Tiers

■ INTERVENE (0-24%) ■ WATCH (25-49%) ■ REINFORCE (50-74%) ■ MODEL (75-100%)

2014-15 2015-16 2016-17 3 YEAR AVG

OVERALL: WATCH (42%)

A school's overall score represents its combined performance on the Achievement, Progress, Climate, and College & Career (for high schools only) domains.



Achievement: INTERVENE (0%)

The Achievement domain measures performance on standardized assessments, including PSSA, Keystone Exams, ACCESS for ELLs, and reading assessments.



Progress: REINFORCE (73%)

The Progress domain measures growth on standardized assessments and progress towards graduation (for high schools only).



Climate: WATCH (46%)

The Climate domain measures school climate and student and parent/guardian engagement.



Austin Meehan School

School Code 814
 Sector District
 Address 3001 Ryan Ave, 19152
 Phone/Fax 215-400-3240 / 215-400-3241
 Website <https://philasd.org/meehan>

Report Type Middle School
 Grades in Report 7-8
 Enrollment 578
 Admissions Category Neighborhood
 Turnaround Model N/A

Performance Tiers

■ INTERVENE (0-24%) ■ WATCH (25-49%) ■ REINFORCE (50-74%) ■ MODEL (75-100%)

2014-15 2015-16 2016-17 3 YEAR AVG

OVERALL: INTERVENE (12%)

A school's overall score represents its combined performance on the Achievement, Progress, Climate, and College & Career (for high schools only) domains.



Achievement: INTERVENE (5%)

The Achievement domain measures performance on standardized assessments, including PSSA, Keystone Exams, ACCESS for ELLs, and reading assessments.



Progress: INTERVENE (0%)

The Progress domain measures growth on standardized assessments and progress towards graduation (for high schools only).



Climate: WATCH (33%)

The Climate domain measures school climate and student and parent/guardian engagement.



2016-2017 School Progress Report

Baldi School

School Code 816
Sector District
Address 8801 Verree Rd, 19115
Phone/Fax 215-400-3090 / 215-400-3091
Website www.baldims.org/

Report Type Middle School
Grades in Report 6-8
Enrollment 1,379
Admissions Category Neighborhood
Turnaround Model N/A

Performance Tiers

■ INTERVENE (0-24%) ■ WATCH (25-49%) ■ REINFORCE (50-74%) ■ MODEL (75-100%)

2014-15 2015-16 2016-17 3 YEAR AVG

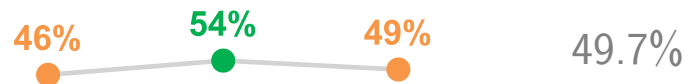
OVERALL: REINFORCE (65%)

A school's overall score represents its combined performance on the Achievement, Progress, Climate, and College & Career (for high schools only) domains.



Achievement: WATCH (49%)

The Achievement domain measures performance on standardized assessments, including PSSA, Keystone Exams, ACCESS for ELLs, and reading assessments.



Progress: REINFORCE (73%)

The Progress domain measures growth on standardized assessments and progress towards graduation (for high schools only).



Climate: REINFORCE (71%)

The Climate domain measures school climate and student and parent/guardian engagement.



Boys Latin of Philadelphia Charter School

School Code W88
Sector Charter
Address 5501 Cedar Ave, 19143
Phone/Fax 215-387-5149 / 215-387-5159
Website www.boyslatin.org/

Report Type Middle School
Grades in Report 6-8
Enrollment 360
Admissions Category Citywide
Turnaround Model N/A

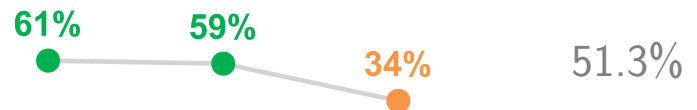
Performance Tiers

■ INTERVENE (0-24%) ■ WATCH (25-49%) ■ REINFORCE (50-74%) ■ MODEL (75-100%)

2014-15 2015-16 2016-17 3 YEAR AVG

OVERALL: WATCH (34%)

A school's overall score represents its combined performance on the Achievement, Progress, Climate, and College & Career (for high schools only) domains.



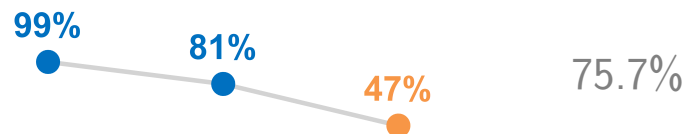
Achievement: INTERVENE (4%)

The Achievement domain measures performance on standardized assessments, including PSSA, Keystone Exams, ACCESS for ELLs, and reading assessments.



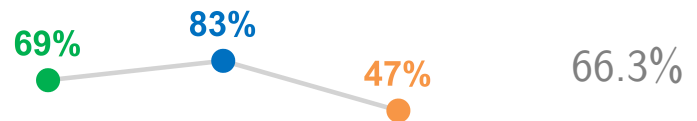
Progress: WATCH (47%)

The Progress domain measures growth on standardized assessments and progress towards graduation (for high schools only).



Climate: WATCH (47%)

The Climate domain measures school climate and student and parent/guardian engagement.



Eastern University Academy Charter School

School Code W97
Sector Charter
Address 3300 Henry Ave, 19129
Phone/Fax 215-769-3131 / 215-769-3112
Website www.euacademycs.org/

Report Type Middle School
Grades in Report 7-8
Enrollment 110
Admissions Category Citywide
Turnaround Model N/A


Performance Tiers

■ INTERVENE (0-24%) ■ WATCH (25-49%) ■ REINFORCE (50-74%) ■ MODEL (75-100%)

2014-15 2015-16 2016-17 3 YEAR AVG

OVERALL: INTERVENE (23%)

A school's overall score represents its combined performance on the Achievement, Progress, Climate, and College & Career (for high schools only) domains.



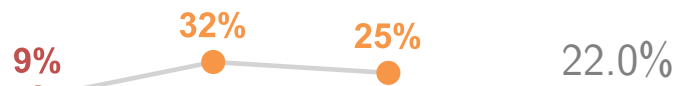
Achievement: INTERVENE (0%)

The Achievement domain measures performance on standardized assessments, including PSSA, Keystone Exams, ACCESS for ELLs, and reading assessments.



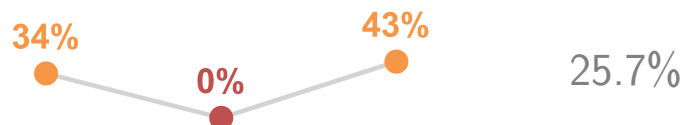
Progress: WATCH (25%)

The Progress domain measures growth on standardized assessments and progress towards graduation (for high schools only).



Climate: WATCH (43%)

The Climate domain measures school climate and student and parent/guardian engagement.



Esperanza Academy Charter School

School Code W33
 Sector Charter
 Address 301 W Hunting Park Ave, 19140
 Phone/Fax 215-457-3667 / 215-457-4381
 Website <http://esperanzaacademy.org/>

Report Type Middle School
 Grades in Report 6-8
 Enrollment 660
 Admissions Category Citywide
 Turnaround Model N/A

Performance Tiers

■ INTERVENE (0-24%) ■ WATCH (25-49%) ■ REINFORCE (50-74%) ■ MODEL (75-100%)

2014-15 2015-16 2016-17 3 YEAR AVG

OVERALL: REINFORCE (57%)

A school's overall score represents its combined performance on the Achievement, Progress, Climate, and College & Career (for high schools only) domains.



Achievement: INTERVENE (5%)

The Achievement domain measures performance on standardized assessments, including PSSA, Keystone Exams, ACCESS for ELLs, and reading assessments.



Progress: MODEL (100%)

The Progress domain measures growth on standardized assessments and progress towards graduation (for high schools only).



Climate: REINFORCE (58%)

The Climate domain measures school climate and student and parent/guardian engagement.



Feltonville School of Arts and Sciences

School Code 750
 Sector District
 Address 210 E Courtland St, 19120
 Phone/Fax 215-400-3810 / 215-400-3811
 Website webgui.phila.k12.pa.us/schools/f/feltonville-arts-and-sciences

Report Type Middle School
 Grades in Report 6-8
 Enrollment 555
 Admissions Category Neighborhood
 Turnaround Model N/A

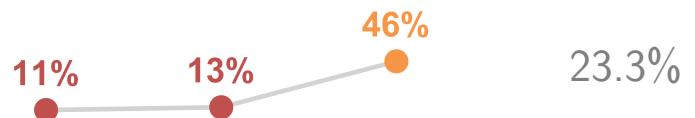
Performance Tiers

■ INTERVENE (0-24%) ■ WATCH (25-49%) ■ REINFORCE (50-74%) ■ MODEL (75-100%)

2014-15 2015-16 2016-17 3 YEAR AVG

OVERALL: WATCH (46%)

A school's overall score represents its combined performance on the Achievement, Progress, Climate, and College & Career (for high schools only) domains.



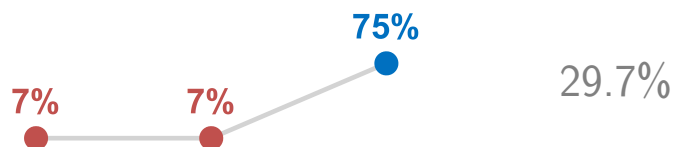
Achievement: INTERVENE (3%)

The Achievement domain measures performance on standardized assessments, including PSSA, Keystone Exams, ACCESS for ELLs, and reading assessments.



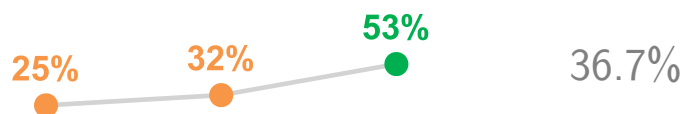
Progress: MODEL (75%)

The Progress domain measures growth on standardized assessments and progress towards graduation (for high schools only).



Climate: REINFORCE (53%)

The Climate domain measures school climate and student and parent/guardian engagement.



2016-2017 School Progress Report

Freire Charter School

School Code W18
Sector Charter
Address 2027 Chestnut St, 19103
Phone/Fax 215-557-8555 / 215-557-9051
Website www.freirecharterschool.org/

Report Type Middle School
Grades in Report 5-8
Enrollment 502
Admissions Category Citywide
Turnaround Model N/A

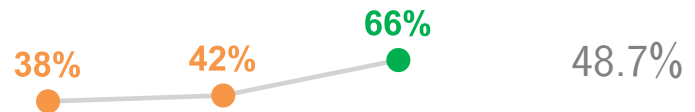
Performance Tiers

■ INTERVENE (0-24%) ■ WATCH (25-49%) ■ REINFORCE (50-74%) ■ MODEL (75-100%)

2014-15 2015-16 2016-17 3 YEAR AVG

OVERALL: REINFORCE (66%)

A school's overall score represents its combined performance on the Achievement, Progress, Climate, and College & Career (for high schools only) domains.



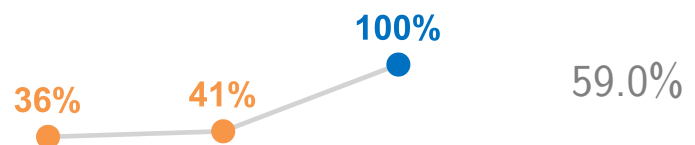
Achievement: INTERVENE (15%)

The Achievement domain measures performance on standardized assessments, including PSSA, Keystone Exams, ACCESS for ELLs, and reading assessments.



Progress: MODEL (100%)

The Progress domain measures growth on standardized assessments and progress towards graduation (for high schools only).



Climate: REINFORCE (71%)

The Climate domain measures school climate and student and parent/guardian engagement.



General Louis Wagner School

School Code 713
 Sector District
 Address 1701 Cheltenham Ave, 19126
 Phone/Fax 215-400-3560 / 215-400-3561
 Website webgui.phila.k12.pa.us/schools/w/wagner

Report Type Middle School
 Grades in Report 6-8
 Enrollment 521
 Admissions Category Neighborhood
 Turnaround Model N/A

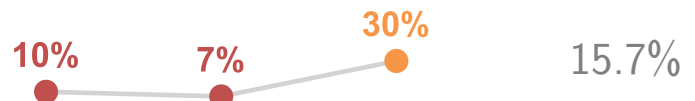
Performance Tiers

■ INTERVENE (0-24%) ■ WATCH (25-49%) ■ REINFORCE (50-74%) ■ MODEL (75-100%)

2014-15 2015-16 2016-17 3 YEAR AVG

OVERALL: WATCH (30%)

A school's overall score represents its combined performance on the Achievement, Progress, Climate, and College & Career (for high schools only) domains.



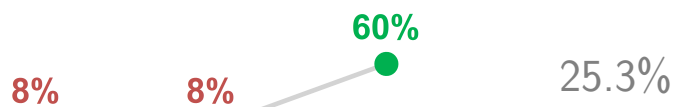
Achievement: INTERVENE (1%)

The Achievement domain measures performance on standardized assessments, including PSSA, Keystone Exams, ACCESS for ELLs, and reading assessments.



Progress: REINFORCE (60%)

The Progress domain measures growth on standardized assessments and progress towards graduation (for high schools only).



Climate: INTERVENE (22%)

The Climate domain measures school climate and student and parent/guardian engagement.



Girard Academic Music Program

School Code 241
 Sector District
 Address 2136 W Ritner St, 19145
 Phone/Fax 215-400-8230 / 215-400-8231
 Website www.gampschool.org/

Report Type Middle School
 Grades in Report 5-8
 Enrollment 333
 Admissions Category Special Admit
 Turnaround Model N/A

Performance Tiers

■ INTERVENE (0-24%) ■ WATCH (25-49%) ■ REINFORCE (50-74%) ■ MODEL (75-100%)

2014-15 2015-16 2016-17 3 YEAR AVG

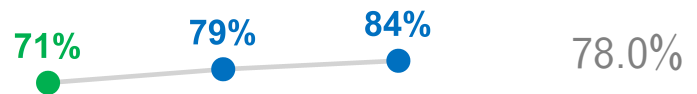
OVERALL: REINFORCE (72%)

A school's overall score represents its combined performance on the Achievement, Progress, Climate, and College & Career (for high schools only) domains.



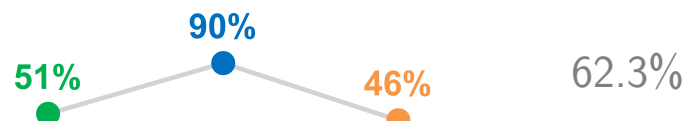
Achievement: MODEL (84%)

The Achievement domain measures performance on standardized assessments, including PSSA, Keystone Exams, ACCESS for ELLs, and reading assessments.



Progress: WATCH (46%)

The Progress domain measures growth on standardized assessments and progress towards graduation (for high schools only).



Climate: MODEL (93%)

The Climate domain measures school climate and student and parent/guardian engagement.



2016-2017 School Progress Report

Grover Washington, Jr. School

School Code 737
Sector District
Address 201 E Olney Ave, 19120
Phone/Fax 215-400-3820 / 215-400-3821
Website webgui.phila.k12.pa.us/schools/w/grover

Report Type Middle School
Grades in Report 5-8
Enrollment 541
Admissions Category Neighborhood
Turnaround Model N/A

Performance Tiers

■ INTERVENE (0-24%) ■ WATCH (25-49%) ■ REINFORCE (50-74%) ■ MODEL (75-100%)

2014-15 2015-16 2016-17 3 YEAR AVG

OVERALL: INTERVENE (23%)

A school's overall score represents its combined performance on the Achievement, Progress, Climate, and College & Career (for high schools only) domains.



Achievement: INTERVENE (10%)

The Achievement domain measures performance on standardized assessments, including PSSA, Keystone Exams, ACCESS for ELLs, and reading assessments.



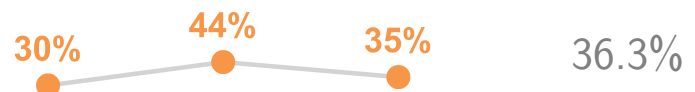
Progress: WATCH (25%)

The Progress domain measures growth on standardized assessments and progress towards graduation (for high schools only).



Climate: WATCH (35%)

The Climate domain measures school climate and student and parent/guardian engagement.



High School of Engineering and Science

School Code 403
 Sector District
 Address 1600 W Norris St, 19121
 Phone/Fax 215-400-7380 / 215-400-7381
 Website www.carver.phila.k12.pa.us

Report Type Middle School
 Grades in Report 7-8
 Enrollment 125
 Admissions Category Special Admit
 Turnaround Model N/A

Performance Tiers

■ INTERVENE (0-24%) ■ WATCH (25-49%) ■ REINFORCE (50-74%) ■ MODEL (75-100%)

2014-15 2015-16 2016-17 3 YEAR AVG

OVERALL: REINFORCE (54%)

A school's overall score represents its combined performance on the Achievement, Progress, Climate, and College & Career (for high schools only) domains.



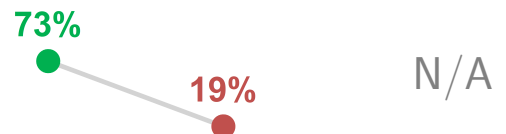
Achievement: REINFORCE (58%)

The Achievement domain measures performance on standardized assessments, including PSSA, Keystone Exams, ACCESS for ELLs, and reading assessments.



Progress: INTERVENE (19%)

The Progress domain measures growth on standardized assessments and progress towards graduation (for high schools only).



Climate: MODEL (94%)

The Climate domain measures school climate and student and parent/guardian engagement.



Hill-Freedman World Academy

School Code 646
Sector District
Address 1100 E Mt Pleasant Ave, 19150
Phone/Fax 215-400-3530 / 215-400-3531
Website webgui.phila.k12.pa.us/schools/h/hill-freedman

Report Type Middle School
Grades in Report 6-8
Enrollment 326
Admissions Category Special Admit
Turnaround Model N/A

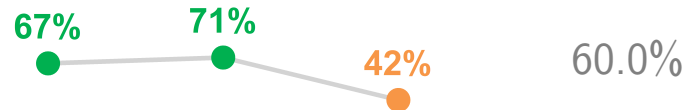
Performance Tiers

■ INTERVENE (0-24%) ■ WATCH (25-49%) ■ REINFORCE (50-74%) ■ MODEL (75-100%)

2014-15 2015-16 2016-17 3 YEAR AVG

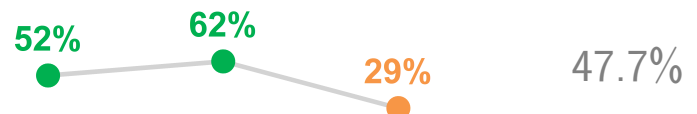
OVERALL: WATCH (42%)

A school's overall score represents its combined performance on the Achievement, Progress, Climate, and College & Career (for high schools only) domains.



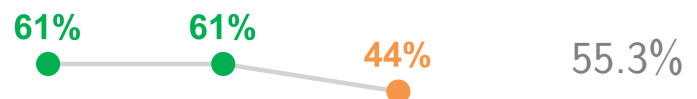
Achievement: WATCH (29%)

The Achievement domain measures performance on standardized assessments, including PSSA, Keystone Exams, ACCESS for ELLs, and reading assessments.




Progress: WATCH (44%)

The Progress domain measures growth on standardized assessments and progress towards graduation (for high schools only).



Climate: REINFORCE (52%)

The Climate domain measures school climate and student and parent/guardian engagement.



Julia R. Masterman School

School Code 214
 Sector District
 Address 1699 Spring Garden St, 19130
 Phone/Fax 215-400-7580 / 215-400-7581
 Website webgui.phila.k12.pa.us/schools/m/masterman

Report Type Middle School
 Grades in Report 5-8
 Enrollment 749
 Admissions Category Special Admit
 Turnaround Model N/A

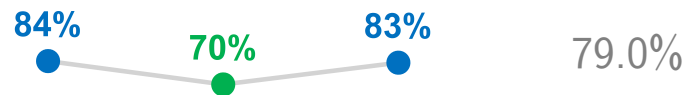
Performance Tiers

■ INTERVENE (0-24%) ■ WATCH (25-49%) ■ REINFORCE (50-74%) ■ MODEL (75-100%)

2014-15 2015-16 2016-17 3 YEAR AVG

OVERALL: MODEL (83%)

A school's overall score represents its combined performance on the Achievement, Progress, Climate, and College & Career (for high schools only) domains.



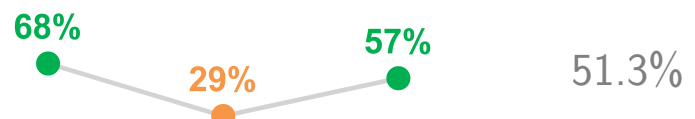
Achievement: MODEL (97%)

The Achievement domain measures performance on standardized assessments, including PSSA, Keystone Exams, ACCESS for ELLs, and reading assessments.



Progress: REINFORCE (57%)

The Progress domain measures growth on standardized assessments and progress towards graduation (for high schools only).



Climate: MODEL (96%)

The Climate domain measures school climate and student and parent/guardian engagement.



KIPP West Philadelphia Preparatory Charter School

School Code	W96	Report Type	Middle School
Sector	Charter	Grades in Report	5-8
Address	5900 Baltimore Ave, 19143	Enrollment	361
Phone/Fax	215-294-2973 / 215-294-8707	Admissions Category	Citywide With Criteria
Website	http://kippphiladelphia.org/our-schools/kipp-west-philadelphia-preparatory-charter-school/	Turnaround Model	N/A

Performance Tiers

■ INTERVENE (0-24%)
 ■ WATCH (25-49%)
 ■ REINFORCE (50-74%)
 ■ MODEL (75-100%)

2014-15 2015-16 2016-17 3 YEAR AVG

OVERALL: REINFORCE (52%)

A school's overall score represents its combined performance on the Achievement, Progress, Climate, and College & Career (for high schools only) domains.



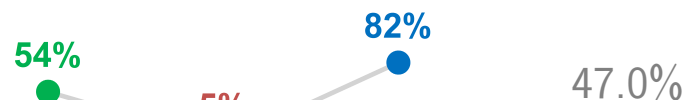
Achievement: INTERVENE (8%)

The Achievement domain measures performance on standardized assessments, including PSSA, Keystone Exams, ACCESS for ELLs, and reading assessments.



Progress: MODEL (82%)

The Progress domain measures growth on standardized assessments and progress towards graduation (for high schools only).



Climate: REINFORCE (58%)

The Climate domain measures school climate and student and parent/guardian engagement.



Mastery Charter School at Gratz

School Code X16
 Sector Charter
 Address 1798 W Hunting Park Ave, 19140
 Phone/Fax 215-227-4408 / N/A
 Website www.masterycharter.org/school/simon-gratz-high-school/

Report Type Middle School
 Grades in Report 7-8
 Enrollment 322
 Admissions Category Neighborhood
 Turnaround Model Renaissance Charter

Performance Tiers

■ INTERVENE (0-24%) ■ WATCH (25-49%) ■ REINFORCE (50-74%) ■ MODEL (75-100%)

2014-15 2015-16 2016-17 3 YEAR AVG

OVERALL: WATCH (43%)

A school's overall score represents its combined performance on the Achievement, Progress, Climate, and College & Career (for high schools only) domains.



Achievement: INTERVENE (9%)

The Achievement domain measures performance on standardized assessments, including PSSA, Keystone Exams, ACCESS for ELLs, and reading assessments.



Progress: MODEL (75%)

The Progress domain measures growth on standardized assessments and progress towards graduation (for high schools only).



Climate: WATCH (34%)

The Climate domain measures school climate and student and parent/guardian engagement.



Mastery Charter School at Lenfest

School Code W61
 Sector Charter
 Address 35 S 4th St, 19106
 Phone/Fax 215-922-1902 / 215-922-1903
 Website www.masterycharter.org/school/lenfest-campus/

Report Type Middle School
 Grades in Report 7-8
 Enrollment 228
 Admissions Category Citywide With Criteria
 Turnaround Model N/A

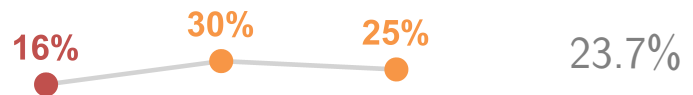
Performance Tiers

■ INTERVENE (0-24%) ■ WATCH (25-49%) ■ REINFORCE (50-74%) ■ MODEL (75-100%)

2014-15 2015-16 2016-17 3 YEAR AVG

OVERALL: WATCH (25%)

A school's overall score represents its combined performance on the Achievement, Progress, Climate, and College & Career (for high schools only) domains.



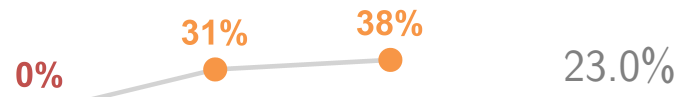
Achievement: INTERVENE (11%)

The Achievement domain measures performance on standardized assessments, including PSSA, Keystone Exams, ACCESS for ELLs, and reading assessments.



Progress: WATCH (38%)

The Progress domain measures growth on standardized assessments and progress towards graduation (for high schools only).



Climate: INTERVENE (24%)

The Climate domain measures school climate and student and parent/guardian engagement.



Mastery Charter School at Pickett

School Code W93
 Sector Charter
 Address 5700 Wayne Ave, 19144
 Phone/Fax 215-866-9000 / 215-866-9001
 Website www.masterycharter.org/schools/pickett-campus/

Report Type Middle School
 Grades in Report 6-8
 Enrollment 427
 Admissions Category Citywide With Criteria
 Turnaround Model N/A

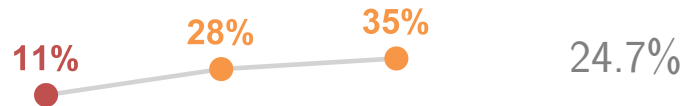
Performance Tiers

■ INTERVENE (0-24%) ■ WATCH (25-49%) ■ REINFORCE (50-74%) ■ MODEL (75-100%)

2014-15 2015-16 2016-17 3 YEAR AVG

OVERALL: WATCH (35%)

A school's overall score represents its combined performance on the Achievement, Progress, Climate, and College & Career (for high schools only) domains.



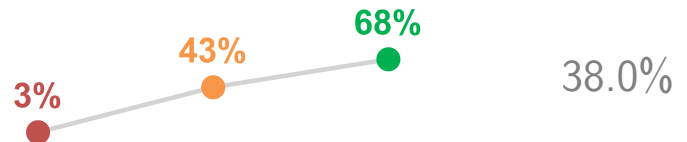
Achievement: INTERVENE (3%)

The Achievement domain measures performance on standardized assessments, including PSSA, Keystone Exams, ACCESS for ELLs, and reading assessments.



Progress: REINFORCE (68%)

The Progress domain measures growth on standardized assessments and progress towards graduation (for high schools only).



Climate: INTERVENE (24%)

The Climate domain measures school climate and student and parent/guardian engagement.



Mastery Charter School at Shoemaker

School Code	W83	Report Type	Middle School
Sector	Charter	Grades in Report	7-8
Address	5301 Media St, 19131	Enrollment	258
Phone/Fax	267-296-7111 / 267-296-7112	Admissions Category	Citywide With Criteria
Website	www.masterycharter.org/schools/shoemaker-campus/about-shoemaker.html	Turnaround Model	N/A


Performance Tiers

■ INTERVENE (0-24%)
 ■ WATCH (25-49%)
 ■ REINFORCE (50-74%)
 ■ MODEL (75-100%)

2014-15 2015-16 2016-17 3 YEAR AVG

OVERALL: REINFORCE (60%)

A school's overall score represents its combined performance on the Achievement, Progress, Climate, and College & Career (for high schools only) domains.



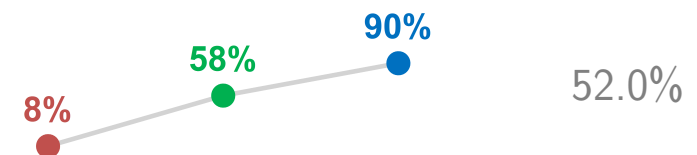
Achievement: INTERVENE (16%)

The Achievement domain measures performance on standardized assessments, including PSSA, Keystone Exams, ACCESS for ELLs, and reading assessments.



Progress: MODEL (90%)

The Progress domain measures growth on standardized assessments and progress towards graduation (for high schools only).



Climate: REINFORCE (66%)

The Climate domain measures school climate and student and parent/guardian engagement.



Memphis Street Academy Charter School at J.P. Jones

School Code	X23	Report Type	Middle School
Sector	Charter	Grades in Report	5-8
Address	2950 Memphis St, 19134	Enrollment	847
Phone/Fax	215-291-4709 / 215-291-4754	Admissions Category	Neighborhood
Website	http://ap-schools.org/memphisstreetacademy.aspx	Turnaround Model	Renaissance Charter

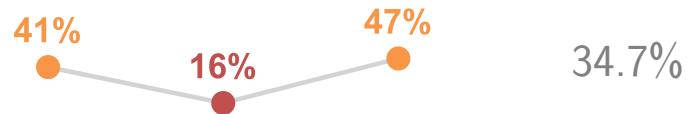
Performance Tiers

■ INTERVENE (0-24%)
 ■ WATCH (25-49%)
 ■ REINFORCE (50-74%)
 ■ MODEL (75-100%)

2014-15 2015-16 2016-17 3 YEAR AVG

OVERALL: WATCH (47%)

A school's overall score represents its combined performance on the Achievement, Progress, Climate, and College & Career (for high schools only) domains.



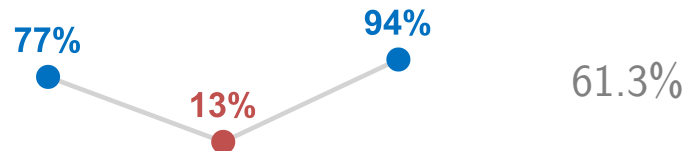
Achievement: INTERVENE (1%)

The Achievement domain measures performance on standardized assessments, including PSSA, Keystone Exams, ACCESS for ELLs, and reading assessments.



Progress: MODEL (94%)

The Progress domain measures growth on standardized assessments and progress towards graduation (for high schools only).



Climate: WATCH (35%)

The Climate domain measures school climate and student and parent/guardian engagement.



Middle Years Alternative School

School Code 158
 Sector District
 Address 4725 Fairmount Ave, 19139
 Phone/Fax 215-400-7720 / 215-400-7721
 Website webgui.phila.k12.pa.us/schools/m/mya

Report Type Middle School
 Grades in Report 5-8
 Enrollment 255
 Admissions Category Citywide
 Turnaround Model N/A


Performance Tiers

■ INTERVENE (0-24%) ■ WATCH (25-49%) ■ REINFORCE (50-74%) ■ MODEL (75-100%)

2014-15 2015-16 2016-17 3 YEAR AVG

OVERALL: REINFORCE (52%)

A school's overall score represents its combined performance on the Achievement, Progress, Climate, and College & Career (for high schools only) domains.



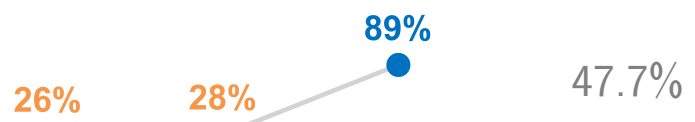
Achievement: INTERVENE (18%)

The Achievement domain measures performance on standardized assessments, including PSSA, Keystone Exams, ACCESS for ELLs, and reading assessments.



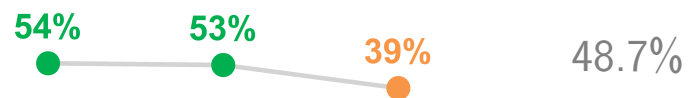
Progress: MODEL (89%)

The Progress domain measures growth on standardized assessments and progress towards graduation (for high schools only).



Climate: WATCH (39%)

The Climate domain measures school climate and student and parent/guardian engagement.



Penn Treaty High School

School Code 516
 Sector District
 Address 600 E Thompson St, 19125
 Phone/Fax 215-400-3800 / 215-400-3801
 Website webgui.phila.k12.pa.us/schools/p/penntreaty

Report Type Middle School
 Grades in Report 6-8
 Enrollment 216
 Admissions Category Neighborhood
 Turnaround Model N/A


Performance Tiers

■ INTERVENE (0-24%) ■ WATCH (25-49%) ■ REINFORCE (50-74%) ■ MODEL (75-100%)

2014-15 2015-16 2016-17 3 YEAR AVG

OVERALL: INTERVENE (24%)

A school's overall score represents its combined performance on the Achievement, Progress, Climate, and College & Career (for high schools only) domains.



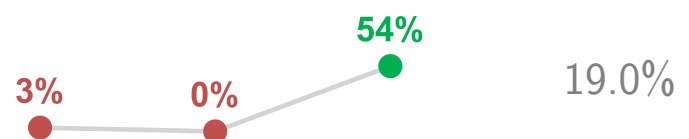
Achievement: INTERVENE (6%)

The Achievement domain measures performance on standardized assessments, including PSSA, Keystone Exams, ACCESS for ELLs, and reading assessments.



Progress: REINFORCE (54%)

The Progress domain measures growth on standardized assessments and progress towards graduation (for high schools only).



Climate: INTERVENE (13%)

The Climate domain measures school climate and student and parent/guardian engagement.



Richard Allen Preparatory Charter School

School Code W59
Sector Charter
Address 2601 S 58th St, 19143
Phone/Fax 215-878-1544 / 215-727-0711
Website www.rapcs.org/

Report Type Middle School
Grades in Report 5-8
Enrollment 481
Admissions Category Citywide
Turnaround Model N/A

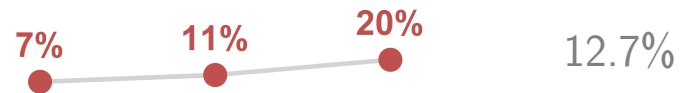
Performance Tiers

■ INTERVENE (0-24%) ■ WATCH (25-49%) ■ REINFORCE (50-74%) ■ MODEL (75-100%)

2014-15 2015-16 2016-17 3 YEAR AVG

OVERALL: INTERVENE (20%)

A school's overall score represents its combined performance on the Achievement, Progress, Climate, and College & Career (for high schools only) domains.




Achievement: INTERVENE (4%)

The Achievement domain measures performance on standardized assessments, including PSSA, Keystone Exams, ACCESS for ELLs, and reading assessments.



Progress: INTERVENE (21%)

The Progress domain measures growth on standardized assessments and progress towards graduation (for high schools only).



Climate: WATCH (36%)

The Climate domain measures school climate and student and parent/guardian engagement.



Roberto Clemente School

School Code 773
 Sector District
 Address 122 W Erie Ave, 19140
 Phone/Fax 215-400-3930 / 215-400-3931
 Website webgui.phila.k12.pa.us/schools/c/clemente-promise

Report Type Middle School
 Grades in Report 6-8
 Enrollment 491
 Admissions Category Neighborhood
 Turnaround Model Turnaround

Performance Tiers

■ INTERVENE (0-24%) ■ WATCH (25-49%) ■ REINFORCE (50-74%) ■ MODEL (75-100%)

2014-15 2015-16 2016-17 3 YEAR AVG

OVERALL: INTERVENE (4%)

A school's overall score represents its combined performance on the Achievement, Progress, Climate, and College & Career (for high schools only) domains.



Achievement: INTERVENE (0%)

The Achievement domain measures performance on standardized assessments, including PSSA, Keystone Exams, ACCESS for ELLs, and reading assessments.



Progress: INTERVENE (0%)

The Progress domain measures growth on standardized assessments and progress towards graduation (for high schools only).



Climate: INTERVENE (14%)

The Climate domain measures school climate and student and parent/guardian engagement.



2016-2017 School Progress Report

Russell H. Conwell School

School Code 523
Sector District
Address 1849 E Clearfield St, 19134
Phone/Fax 215-400-7210 / 215-400-7211
Website webgui.phila.k12.pa.us/schools/c/conwell

Report Type Middle School
Grades in Report 5-8
Enrollment 413
Admissions Category Special Admit
Turnaround Model N/A

Performance Tiers

■ INTERVENE (0-24%) ■ WATCH (25-49%) ■ REINFORCE (50-74%) ■ MODEL (75-100%)

2014-15 2015-16 2016-17 3 YEAR AVG

OVERALL: REINFORCE (51%)

A school's overall score represents its combined performance on the Achievement, Progress, Climate, and College & Career (for high schools only) domains.



Achievement: WATCH (30%)

The Achievement domain measures performance on standardized assessments, including PSSA, Keystone Exams, ACCESS for ELLs, and reading assessments.



Progress: REINFORCE (54%)

The Progress domain measures growth on standardized assessments and progress towards graduation (for high schools only).



Climate: REINFORCE (66%)

The Climate domain measures school climate and student and parent/guardian engagement.



Universal Charter School at Vare

School Code X18
 Sector Charter
 Address 2100 S 24th St, 19145
 Phone/Fax 215-952-8611 / N/A
 Website www.universalfamilyschools.org/our-schools/universal-vare-charter-school/

Report Type Middle School
 Grades in Report 5-8
 Enrollment 395
 Admissions Category Neighborhood
 Turnaround Model Renaissance Charter

Performance Tiers

■ INTERVENE (0-24%) ■ WATCH (25-49%) ■ REINFORCE (50-74%) ■ MODEL (75-100%)

2014-15 2015-16 2016-17 3 YEAR AVG

OVERALL: WATCH (45%)

A school's overall score represents its combined performance on the Achievement, Progress, Climate, and College & Career (for high schools only) domains.



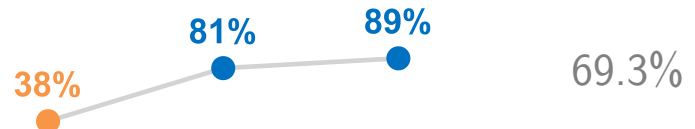
Achievement: INTERVENE (7%)

The Achievement domain measures performance on standardized assessments, including PSSA, Keystone Exams, ACCESS for ELLs, and reading assessments.



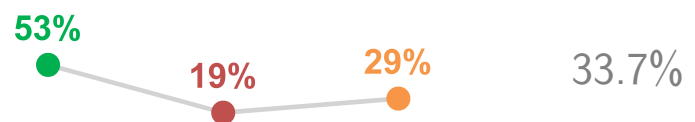
Progress: MODEL (89%)

The Progress domain measures growth on standardized assessments and progress towards graduation (for high schools only).



Climate: WATCH (29%)

The Climate domain measures school climate and student and parent/guardian engagement.



2016-2017 School Progress Report

Warren G. Harding School

School Code 711
Sector District
Address 2000 Wakeling St, 19124
Phone/Fax 215-400-3990 / 215-400-3991
Website webgui.phila.k12.pa.us/schools/h/harding

Report Type Middle School
Grades in Report 6-8
Enrollment 709
Admissions Category Neighborhood
Turnaround Model N/A

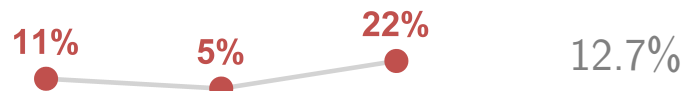
Performance Tiers

■ INTERVENE (0-24%) ■ WATCH (25-49%) ■ REINFORCE (50-74%) ■ MODEL (75-100%)

2014-15 2015-16 2016-17 3 YEAR AVG

OVERALL: INTERVENE (22%)

A school's overall score represents its combined performance on the Achievement, Progress, Climate, and College & Career (for high schools only) domains.



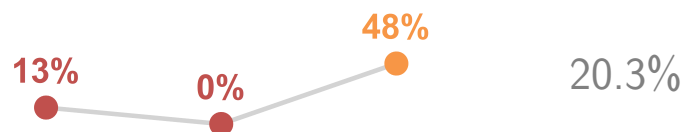
Achievement: INTERVENE (1%)

The Achievement domain measures performance on standardized assessments, including PSSA, Keystone Exams, ACCESS for ELLs, and reading assessments.



Progress: WATCH (48%)

The Progress domain measures growth on standardized assessments and progress towards graduation (for high schools only).



Climate: INTERVENE (11%)

The Climate domain measures school climate and student and parent/guardian engagement.



2016-2017 School Progress Report

William T. Tilden School

School Code 113
Sector District
Address 6601 Elmwood Ave, 19142
Phone/Fax 215-400-8170 / 215-400-8171
Website webgui.phila.k12.pa.us/schools/t/tilden

Report Type Middle School
Grades in Report 5-8
Enrollment 363
Admissions Category Neighborhood
Turnaround Model School Redesign Initiative

Performance Tiers

■ INTERVENE (0-24%) ■ WATCH (25-49%) ■ REINFORCE (50-74%) ■ MODEL (75-100%)

2014-15 2015-16 2016-17 3 YEAR AVG

OVERALL: INTERVENE (13%)

A school's overall score represents its combined performance on the Achievement, Progress, Climate, and College & Career (for high schools only) domains.




Achievement: INTERVENE (1%)

The Achievement domain measures performance on standardized assessments, including PSSA, Keystone Exams, ACCESS for ELLs, and reading assessments.




Progress: INTERVENE (19%)

The Progress domain measures growth on standardized assessments and progress towards graduation (for high schools only).



Climate: INTERVENE (17%)

The Climate domain measures school climate and student and parent/guardian engagement.



Woodrow Wilson School

School Code 812
 Sector District
 Address 1800 Cottman Ave, 19111
 Phone/Fax 215-400-3190 / 215-400-3191
 Website webgui.phila.k12.pa.us/schools/w/wilson

Report Type Middle School
 Grades in Report 6-8
 Enrollment 1,299
 Admissions Category Neighborhood
 Turnaround Model N/A

Performance Tiers

■ INTERVENE (0-24%) ■ WATCH (25-49%) ■ REINFORCE (50-74%) ■ MODEL (75-100%)

2014-15 2015-16 2016-17 3 YEAR AVG

OVERALL: WATCH (36%)

A school's overall score represents its combined performance on the Achievement, Progress, Climate, and College & Career (for high schools only) domains.



Achievement: INTERVENE (12%)

The Achievement domain measures performance on standardized assessments, including PSSA, Keystone Exams, ACCESS for ELLs, and reading assessments.



Progress: WATCH (40%)

The Progress domain measures growth on standardized assessments and progress towards graduation (for high schools only).



Climate: REINFORCE (54%)

The Climate domain measures school climate and student and parent/guardian engagement.



World Communications Charter School*

School Code	W03	Report Type	Middle School
Sector	Charter	Grades in Report	6-8
Address	Closed, Closed	Enrollment	112
Phone/Fax	Closed / Closed	Admissions Category	Citywide
Website	Closed	Turnaround Model	N/A

Performance Tiers

■ INTERVENE (0-24%)
 ■ WATCH (25-49%)
 ■ REINFORCE (50-74%)
 ■ MODEL (75-100%)

2014-15 2015-16 2016-17 3 YEAR AVG

OVERALL: INTERVENE (11%)

A school's overall score represents its combined performance on the Achievement, Progress, Climate, and College & Career (for high schools only) domains.



Achievement: INTERVENE (0%)

The Achievement domain measures performance on standardized assessments, including PSSA, Keystone Exams, ACCESS for ELLs, and reading assessments.



Progress: INTERVENE (8%)

The Progress domain measures growth on standardized assessments and progress towards graduation (for high schools only).



Climate: INSUFFICIENT DATA

The Climate domain measures school climate and student and parent/guardian engagement.



*School closed at the end of the 2016-2017 school year.

Young Scholars Charter School

School Code W29
 Sector Charter
 Address 900 N Marshall St, 19123
 Phone/Fax 215-232-9727 / 215-232-4542
 Website www.phillyscholars.org

Report Type Middle School
 Grades in Report 6-8
 Enrollment 257
 Admissions Category Citywide
 Turnaround Model N/A

Performance Tiers

■ INTERVENE (0-24%) ■ WATCH (25-49%) ■ REINFORCE (50-74%) ■ MODEL (75-100%)

2014-15 2015-16 2016-17 3 YEAR AVG

OVERALL: REINFORCE (69%)

A school's overall score represents its combined performance on the Achievement, Progress, Climate, and College & Career (for high schools only) domains.



Achievement: INTERVENE (24%)

The Achievement domain measures performance on standardized assessments, including PSSA, Keystone Exams, ACCESS for ELLs, and reading assessments.



Progress: MODEL (83%)

The Progress domain measures growth on standardized assessments and progress towards graduation (for high schools only).



Climate: MODEL (93%)

The Climate domain measures school climate and student and parent/guardian engagement.

