

Abram S. Jenks School

School Code 252
 Sector District
 Address 2501 S. 13th St., 19148
 Phone/Fax 215-400-8240 / 215-400-8241
 Website <http://philasd.org/asjenks/>

Report Type Elementary School
 Grades in Report K-5
 Enrollment 300
 Admissions Category Neighborhood
 Turnaround Model N/A


Performance Tiers

■ INTERVENE (0-24%)
 ■ WATCH (25-49%)
 ■ REINFORCE (50-74%)
 ■ MODEL (75-100%)

2015-16 2016-17 2017-18 3 YEAR AVG

OVERALL: REINFORCE (69%)

A school's overall score represents its combined performance on the Achievement, Progress, Climate, and College & Career (for high schools only) domains.



Achievement: REINFORCE (65%)

The Achievement domain measures performance on standardized assessments, including PSSA, Keystone Exams, ACCESS for ELLs, and reading assessments.



Progress: REINFORCE (59%)

The Progress domain measures growth on standardized assessments and progress towards graduation (for high schools only).



Climate: MODEL (85%)

The Climate domain measures school climate and student and parent/guardian engagement.



Alexander K. McClure School

School Code 738
 Sector District
 Address 600 W. Hunting Park Ave., 19140
 Phone/Fax 215-400-3870 / 215-400-3871
 Website <http://philasd.org/mcclure>

Report Type Elementary School
 Grades in Report K-5
 Enrollment 622
 Admissions Category Neighborhood
 Turnaround Model N/A

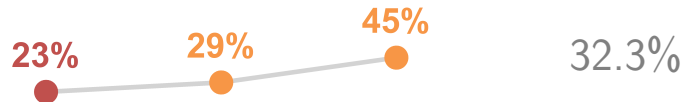
Performance Tiers

■ INTERVENE (0-24%)
 ■ WATCH (25-49%)
 ■ REINFORCE (50-74%)
 ■ MODEL (75-100%)

2015-16 2016-17 2017-18 3 YEAR AVG

OVERALL: WATCH (45%)

A school's overall score represents its combined performance on the Achievement, Progress, Climate, and College & Career (for high schools only) domains.



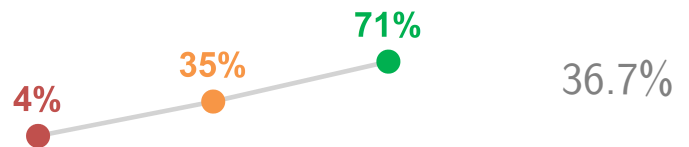
Achievement: INTERVENE (3%)

The Achievement domain measures performance on standardized assessments, including PSSA, Keystone Exams, ACCESS for ELLs, and reading assessments.



Progress: REINFORCE (71%)

The Progress domain measures growth on standardized assessments and progress towards graduation (for high schools only).



Climate: REINFORCE (55%)

The Climate domain measures school climate and student and parent/guardian engagement.



Anne Frank School

School Code 840
 Sector District
 Address 2000 Bowler St., 19115
 Phone/Fax 215-400-3070 / 215-400-3071
 Website <http://philasd.org/annefrank>

Report Type Elementary School
 Grades in Report K-5
 Enrollment 1,319
 Admissions Category Neighborhood
 Turnaround Model N/A

Performance Tiers

■ INTERVENE (0-24%)
 ■ WATCH (25-49%)
 ■ REINFORCE (50-74%)
 ■ MODEL (75-100%)

2015-16 2016-17 2017-18 3 YEAR AVG

OVERALL: MODEL (78%)

A school's overall score represents its combined performance on the Achievement, Progress, Climate, and College & Career (for high schools only) domains.



Achievement: REINFORCE (68%)

The Achievement domain measures performance on standardized assessments, including PSSA, Keystone Exams, ACCESS for ELLs, and reading assessments.



Progress: REINFORCE (73%)

The Progress domain measures growth on standardized assessments and progress towards graduation (for high schools only).



Climate: MODEL (93%)

The Climate domain measures school climate and student and parent/guardian engagement.



Bayard Taylor School

School Code 744
 Sector District
 Address 3698 N. Randolph St., 19140
 Phone/Fax 215-400-3880 / 215-400-3881
 Website <http://philasd.org/taylor>

Report Type Elementary School
 Grades in Report K-5
 Enrollment 548
 Admissions Category Neighborhood
 Turnaround Model N/A


Performance Tiers

■ INTERVENE (0-24%)
 ■ WATCH (25-49%)
 ■ REINFORCE (50-74%)
 ■ MODEL (75-100%)

2015-16 2016-17 2017-18 3 YEAR AVG

OVERALL: WATCH (34%)

A school's overall score represents its combined performance on the Achievement, Progress, Climate, and College & Career (for high schools only) domains.



Achievement: INTERVENE (0%)

The Achievement domain measures performance on standardized assessments, including PSSA, Keystone Exams, ACCESS for ELLs, and reading assessments.



Progress: REINFORCE (56%)

The Progress domain measures growth on standardized assessments and progress towards graduation (for high schools only).



Climate: WATCH (41%)

The Climate domain measures school climate and student and parent/guardian engagement.



Cayuga School

School Code 549
 Sector District
 Address 4344-4358 N. 5th St., 19140
 Phone/Fax 215-400-3850 / 215-400-3851
 Website <http://philasd.org/cayuga>

Report Type Elementary School
 Grades in Report K-5
 Enrollment 487
 Admissions Category Neighborhood
 Turnaround Model N/A

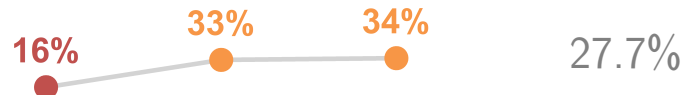
Performance Tiers

■ INTERVENE (0-24%)
 ■ WATCH (25-49%)
 ■ REINFORCE (50-74%)
 ■ MODEL (75-100%)

2015-16 2016-17 2017-18 3 YEAR AVG

OVERALL: WATCH (34%)

A school's overall score represents its combined performance on the Achievement, Progress, Climate, and College & Career (for high schools only) domains.



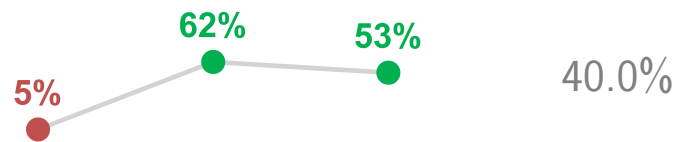
Achievement: INTERVENE (6%)

The Achievement domain measures performance on standardized assessments, including PSSA, Keystone Exams, ACCESS for ELLs, and reading assessments.



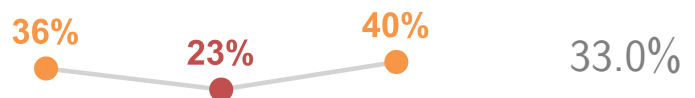
Progress: REINFORCE (53%)

The Progress domain measures growth on standardized assessments and progress towards graduation (for high schools only).



Climate: WATCH (40%)

The Climate domain measures school climate and student and parent/guardian engagement.



Clara Barton School

School Code 720
 Sector District
 Address 4600 Rosehill St., 19120
 Phone/Fax 215-400-3720 / 215-400-3721
 Website <http://philasd.org/barton>

Report Type Elementary School
 Grades in Report K-2
 Enrollment 711
 Admissions Category Neighborhood
 Turnaround Model N/A

Performance Tiers

■ INTERVENE (0-24%)
 ■ WATCH (25-49%)
 ■ REINFORCE (50-74%)
 ■ MODEL (75-100%)

2015-16 2016-17 2017-18 3 YEAR AVG

OVERALL: INSUFFICIENT DATA

A school's overall score represents its combined performance on the Achievement, Progress, Climate, and College & Career (for high schools only) domains.

N/A

Achievement: INSUFFICIENT DATA

The Achievement domain measures performance on standardized assessments, including PSSA, Keystone Exams, ACCESS for ELLs, and reading assessments.

N/A

Progress: INSUFFICIENT DATA

The Progress domain measures growth on standardized assessments and progress towards graduation (for high schools only).

N/A

Climate: REINFORCE (67%)

The Climate domain measures school climate and student and parent/guardian engagement.



Edwin Forrest School

School Code 825
 Sector District
 Address 7300 Cottage St., 19136
 Phone/Fax 215-400-3330 / 215-400-3331
 Website <http://philasd.org/forrest>

Report Type Elementary School
 Grades in Report K-6
 Enrollment 1,214
 Admissions Category Neighborhood
 Turnaround Model N/A

Performance Tiers

■ INTERVENE (0-24%)
 ■ WATCH (25-49%)
 ■ REINFORCE (50-74%)
 ■ MODEL (75-100%)

2015-16 2016-17 2017-18 3 YEAR AVG

OVERALL: INTERVENE (20%)

A school's overall score represents its combined performance on the Achievement, Progress, Climate, and College & Career (for high schools only) domains.



Achievement: INTERVENE (14%)

The Achievement domain measures performance on standardized assessments, including PSSA, Keystone Exams, ACCESS for ELLs, and reading assessments.



Progress: INTERVENE (8%)

The Progress domain measures growth on standardized assessments and progress towards graduation (for high schools only).



Climate: WATCH (42%)

The Climate domain measures school climate and student and parent/guardian engagement.



Eleanor C. Emlen School

School Code 622
 Sector District
 Address 6501 Chew Ave., 19119
 Phone/Fax 215-400-3470 / 215-400-3471
 Website <http://philasd.org/emlen>

Report Type Elementary School
 Grades in Report K-5
 Enrollment 394
 Admissions Category Neighborhood
 Turnaround Model N/A

Performance Tiers

■ INTERVENE (0-24%)
 ■ WATCH (25-49%)
 ■ REINFORCE (50-74%)
 ■ MODEL (75-100%)

2015-16 2016-17 2017-18 3 YEAR AVG

OVERALL: WATCH (28%)

A school's overall score represents its combined performance on the Achievement, Progress, Climate, and College & Career (for high schools only) domains.



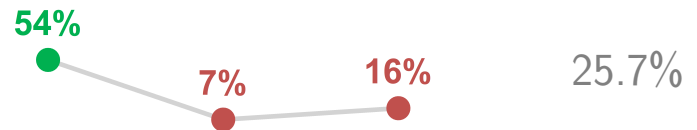
Achievement: INTERVENE (19%)

The Achievement domain measures performance on standardized assessments, including PSSA, Keystone Exams, ACCESS for ELLs, and reading assessments.



Progress: INTERVENE (16%)

The Progress domain measures growth on standardized assessments and progress towards graduation (for high schools only).



Climate: REINFORCE (51%)

The Climate domain measures school climate and student and parent/guardian engagement.



Ellwood School

School Code 726
 Sector District
 Address 6701 N. 13th St., 19126
 Phone/Fax 215-400-3540 / 215-400-3541
 Website <http://philasd.org/ellwood/>

Report Type Elementary School
 Grades in Report K-5
 Enrollment 287
 Admissions Category Neighborhood
 Turnaround Model N/A

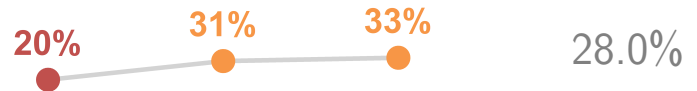
Performance Tiers

■ INTERVENE (0-24%) ■ WATCH (25-49%) ■ REINFORCE (50-74%) ■ MODEL (75-100%)

2015-16 2016-17 2017-18 3 YEAR AVG

OVERALL: WATCH (33%)

A school's overall score represents its combined performance on the Achievement, Progress, Climate, and College & Career (for high schools only) domains.



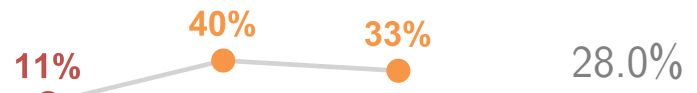
Achievement: INTERVENE (9%)

The Achievement domain measures performance on standardized assessments, including PSSA, Keystone Exams, ACCESS for ELLs, and reading assessments.




Progress: WATCH (33%)

The Progress domain measures growth on standardized assessments and progress towards graduation (for high schools only).



Climate: REINFORCE (55%)

The Climate domain measures school climate and student and parent/guardian engagement.



Feltonville Intermediate School

School Code 731
 Sector District
 Address 238 E. Wyoming Ave., 19120
 Phone/Fax 215-400-3730 / 215-400-3731
 Website <http://philasd.org/fint>

Report Type Elementary School
 Grades in Report 3-5
 Enrollment 761
 Admissions Category Neighborhood
 Turnaround Model N/A

Performance Tiers

■ INTERVENE (0-24%)
 ■ WATCH (25-49%)
 ■ REINFORCE (50-74%)
 ■ MODEL (75-100%)

2015-16 2016-17 2017-18 3 YEAR AVG

OVERALL: REINFORCE (61%)

A school's overall score represents its combined performance on the Achievement, Progress, Climate, and College & Career (for high schools only) domains.



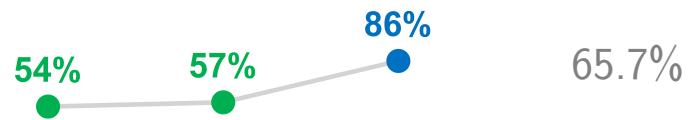
Achievement: INTERVENE (7%)

The Achievement domain measures performance on standardized assessments, including PSSA, Keystone Exams, ACCESS for ELLs, and reading assessments.



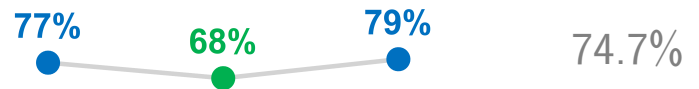
Progress: MODEL (86%)

The Progress domain measures growth on standardized assessments and progress towards graduation (for high schools only).



Climate: MODEL (79%)

The Climate domain measures school climate and student and parent/guardian engagement.



Fox Chase School

School Code	826	Report Type	Elementary School
Sector	District	Grades in Report	K-5
Address	500 Rhawn St., 19111	Enrollment	490
Phone/Fax	215-400-3170 / 215-400-3171	Admissions Category	Neighborhood
Website	http://philasd.org/foxchase	Turnaround Model	School Redesign Initiative

Performance Tiers

■ INTERVENE (0-24%)
 ■ WATCH (25-49%)
 ■ REINFORCE (50-74%)
 ■ MODEL (75-100%)

2015-16 2016-17 2017-18 3 YEAR AVG

OVERALL: WATCH (46%)

A school's overall score represents its combined performance on the Achievement, Progress, Climate, and College & Career (for high schools only) domains.



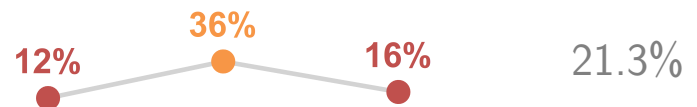
Achievement: WATCH (38%)

The Achievement domain measures performance on standardized assessments, including PSSA, Keystone Exams, ACCESS for ELLs, and reading assessments.



Progress: INTERVENE (16%)

The Progress domain measures growth on standardized assessments and progress towards graduation (for high schools only).



Climate: MODEL (90%)

The Climate domain measures school climate and student and parent/guardian engagement.



Frances E. Willard School

School Code 544
 Sector District
 Address 1930 E. Elkhart St., 19134
 Phone/Fax 215-400-7180 / 215-400-7181
 Website <http://philasd.org/willard/>

Report Type Elementary School
 Grades in Report K-4
 Enrollment 730
 Admissions Category Neighborhood
 Turnaround Model N/A

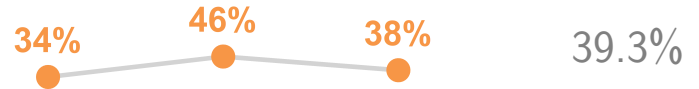
Performance Tiers

■ INTERVENE (0-24%)
 ■ WATCH (25-49%)
 ■ REINFORCE (50-74%)
 ■ MODEL (75-100%)

2015-16 2016-17 2017-18 3 YEAR AVG

OVERALL: WATCH (38%)

A school's overall score represents its combined performance on the Achievement, Progress, Climate, and College & Career (for high schools only) domains.



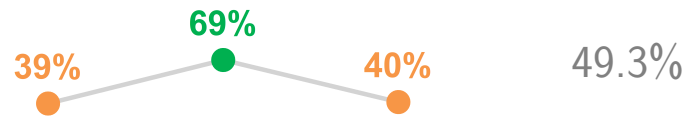
Achievement: WATCH (29%)

The Achievement domain measures performance on standardized assessments, including PSSA, Keystone Exams, ACCESS for ELLs, and reading assessments.



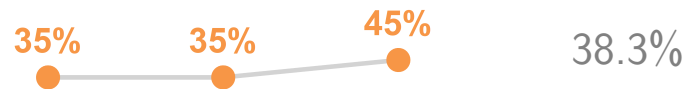
Progress: WATCH (40%)

The Progress domain measures growth on standardized assessments and progress towards graduation (for high schools only).



Climate: WATCH (45%)

The Climate domain measures school climate and student and parent/guardian engagement.



Francis S. Key School

School Code 254
 Sector District
 Address 2230 S. 8th St., 19148
 Phone/Fax 215-400-8250 / 215-400-8251
 Website <http://philasd.org/key/>

Report Type Elementary School
 Grades in Report K-6
 Enrollment 468
 Admissions Category Neighborhood
 Turnaround Model N/A

Performance Tiers

■ INTERVENE (0-24%)
 ■ WATCH (25-49%)
 ■ REINFORCE (50-74%)
 ■ MODEL (75-100%)

2015-16 2016-17 2017-18 3 YEAR AVG

OVERALL: REINFORCE (61%)

A school's overall score represents its combined performance on the Achievement, Progress, Climate, and College & Career (for high schools only) domains.



Achievement: INTERVENE (11%)

The Achievement domain measures performance on standardized assessments, including PSSA, Keystone Exams, ACCESS for ELLs, and reading assessments.



Progress: MODEL (75%)

The Progress domain measures growth on standardized assessments and progress towards graduation (for high schools only).



Climate: MODEL (95%)

The Climate domain measures school climate and student and parent/guardian engagement.



Henry W. Lawton School

School Code 733
 Sector District
 Address 6101 Jackson St., 19135
 Phone/Fax 215-400-3340 / 215-400-3341
 Website <http://philasd.org/lawton>

Report Type Elementary School
 Grades in Report K-5
 Enrollment 775
 Admissions Category Neighborhood
 Turnaround Model N/A

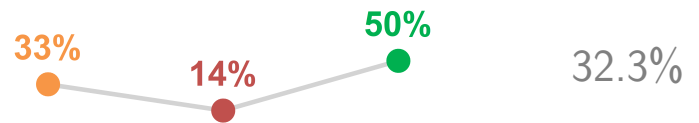
Performance Tiers

■ INTERVENE (0-24%)
 ■ WATCH (25-49%)
 ■ REINFORCE (50-74%)
 ■ MODEL (75-100%)

2015-16 2016-17 2017-18 3 YEAR AVG

OVERALL: REINFORCE (50%)

A school's overall score represents its combined performance on the Achievement, Progress, Climate, and College & Career (for high schools only) domains.



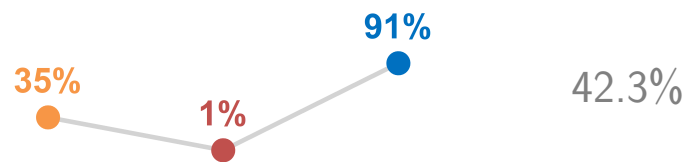
Achievement: INTERVENE (15%)

The Achievement domain measures performance on standardized assessments, including PSSA, Keystone Exams, ACCESS for ELLs, and reading assessments.



Progress: MODEL (91%)

The Progress domain measures growth on standardized assessments and progress towards graduation (for high schools only).



Climate: WATCH (32%)

The Climate domain measures school climate and student and parent/guardian engagement.



Horatio B. Hackett School

School Code 530
 Sector District
 Address 2161 E. York St., 19125
 Phone/Fax 215-400-7470 / 215-400-7471
 Website <http://philasd.org/hackett>

Report Type Elementary School
 Grades in Report K-5
 Enrollment 369
 Admissions Category Neighborhood
 Turnaround Model N/A

Performance Tiers

■ INTERVENE (0-24%)
 ■ WATCH (25-49%)
 ■ REINFORCE (50-74%)
 ■ MODEL (75-100%)

2015-16 2016-17 2017-18 3 YEAR AVG

OVERALL: REINFORCE (52%)

A school's overall score represents its combined performance on the Achievement, Progress, Climate, and College & Career (for high schools only) domains.



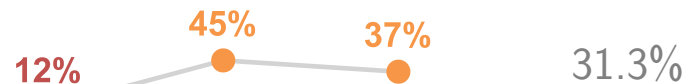
Achievement: WATCH (41%)

The Achievement domain measures performance on standardized assessments, including PSSA, Keystone Exams, ACCESS for ELLs, and reading assessments.



Progress: WATCH (37%)

The Progress domain measures growth on standardized assessments and progress towards graduation (for high schools only).



Climate: MODEL (80%)

The Climate domain measures school climate and student and parent/guardian engagement.



Independence Charter School West

School Code	X42	Report Type	Elementary School
Sector	Charter	Grades in Report	K-4
Address	5600 Chester Ave., 19143	Enrollment	397
Phone/Fax	215-724-5600 / 215-724-5601	Admissions Category	Citywide With Criteria
Website	http://www.icswest.org	Turnaround Model	N/A

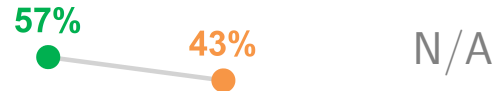
Performance Tiers

■ INTERVENE (0-24%)
 ■ WATCH (25-49%)
 ■ REINFORCE (50-74%)
 ■ MODEL (75-100%)

2015-16 2016-17 2017-18 3 YEAR AVG

OVERALL: WATCH (43%)

A school's overall score represents its combined performance on the Achievement, Progress, Climate, and College & Career (for high schools only) domains.



Achievement: INTERVENE (19%)

The Achievement domain measures performance on standardized assessments, including PSSA, Keystone Exams, ACCESS for ELLs, and reading assessments.



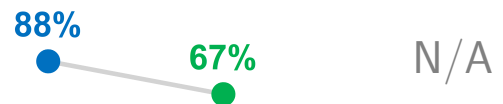
Progress: WATCH (41%)

The Progress domain measures growth on standardized assessments and progress towards graduation (for high schools only).



Climate: REINFORCE (67%)

The Climate domain measures school climate and student and parent/guardian engagement.



Inquiry Charter School

School Code W08
 Sector Charter
 Address 1301 Belmont Ave., 19104
 Phone/Fax 215-823-5541 / 215-877-1282
 Website <http://www.inquirycharterschool.org>

Report Type Elementary School
 Grades in Report K-4
 Enrollment 222
 Admissions Category Citywide
 Turnaround Model N/A

Performance Tiers

■ INTERVENE (0-24%)
 ■ WATCH (25-49%)
 ■ REINFORCE (50-74%)
 ■ MODEL (75-100%)

2015-16 2016-17 2017-18 3 YEAR AVG

OVERALL: REINFORCE (58%)

A school's overall score represents its combined performance on the Achievement, Progress, Climate, and College & Career (for high schools only) domains.

58%
●

N/A

Achievement: WATCH (29%)

The Achievement domain measures performance on standardized assessments, including PSSA, Keystone Exams, ACCESS for ELLs, and reading assessments.

29%
●

N/A

Progress: REINFORCE (64%)

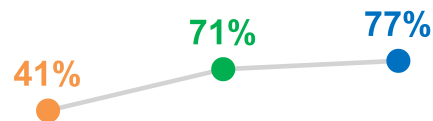
The Progress domain measures growth on standardized assessments and progress towards graduation (for high schools only).

64%
●

N/A

Climate: MODEL (77%)

The Climate domain measures school climate and student and parent/guardian engagement.



63.0%

Isaac A. Sheppard School

School Code 541
 Sector District
 Address 120 W. Cambria St., 19133
 Phone/Fax 215-400-7070 / 215-400-7071
 Website <http://philasd.org/sheppard/>

Report Type Elementary School
 Grades in Report K-4
 Enrollment 173
 Admissions Category Neighborhood
 Turnaround Model N/A

Performance Tiers

■ INTERVENE (0-24%)
 ■ WATCH (25-49%)
 ■ REINFORCE (50-74%)
 ■ MODEL (75-100%)

2015-16 2016-17 2017-18 3 YEAR AVG

OVERALL: WATCH (31%)

A school's overall score represents its combined performance on the Achievement, Progress, Climate, and College & Career (for high schools only) domains.



Achievement: INTERVENE (0%)

The Achievement domain measures performance on standardized assessments, including PSSA, Keystone Exams, ACCESS for ELLs, and reading assessments.



Progress: REINFORCE (56%)

The Progress domain measures growth on standardized assessments and progress towards graduation (for high schools only).



Climate: WATCH (37%)

The Climate domain measures school climate and student and parent/guardian engagement.



J. Hampton Moore School

School Code 831
 Sector District
 Address 6900 Summerdale Ave., 19111
 Phone/Fax 215-400-3180 / 215-400-3181
 Website <http://philasd.org/moore>

Report Type Elementary School
 Grades in Report K-5
 Enrollment 1,197
 Admissions Category Neighborhood
 Turnaround Model N/A

Performance Tiers

■ INTERVENE (0-24%)
 ■ WATCH (25-49%)
 ■ REINFORCE (50-74%)
 ■ MODEL (75-100%)

2015-16 2016-17 2017-18 3 YEAR AVG

OVERALL: REINFORCE (67%)

A school's overall score represents its combined performance on the Achievement, Progress, Climate, and College & Career (for high schools only) domains.



Achievement: WATCH (33%)

The Achievement domain measures performance on standardized assessments, including PSSA, Keystone Exams, ACCESS for ELLs, and reading assessments.



Progress: MODEL (79%)

The Progress domain measures growth on standardized assessments and progress towards graduation (for high schools only).



Climate: MODEL (85%)

The Climate domain measures school climate and student and parent/guardian engagement.



James J. Sullivan School

School Code 743
 Sector District
 Address 5300 Ditman St., 19124
 Phone/Fax 215-400-3960 / 215-400-3961
 Website <http://philasd.org/sullivan/>

Report Type Elementary School
 Grades in Report K-5
 Enrollment 730
 Admissions Category Neighborhood
 Turnaround Model N/A


Performance Tiers

■ INTERVENE (0-24%)
 ■ WATCH (25-49%)
 ■ REINFORCE (50-74%)
 ■ MODEL (75-100%)

2015-16 2016-17 2017-18 3 YEAR AVG

OVERALL: INTERVENE (19%)

A school's overall score represents its combined performance on the Achievement, Progress, Climate, and College & Career (for high schools only) domains.



Achievement: INTERVENE (4%)

The Achievement domain measures performance on standardized assessments, including PSSA, Keystone Exams, ACCESS for ELLs, and reading assessments.




Progress: INTERVENE (24%)

The Progress domain measures growth on standardized assessments and progress towards graduation (for high schools only).



Climate: WATCH (27%)

The Climate domain measures school climate and student and parent/guardian engagement.



James Logan School

School Code 630
 Sector District
 Address 1700 Lindley Ave., 19141
 Phone/Fax 215-400-3670 / 215-400-3671
 Website <http://philasd.org/logan>

Report Type Elementary School
 Grades in Report K-5
 Enrollment 330
 Admissions Category Neighborhood
 Turnaround Model N/A

Performance Tiers

■ INTERVENE (0-24%)
 ■ WATCH (25-49%)
 ■ REINFORCE (50-74%)
 ■ MODEL (75-100%)

2015-16 2016-17 2017-18 3 YEAR AVG

OVERALL: WATCH (33%)

A school's overall score represents its combined performance on the Achievement, Progress, Climate, and College & Career (for high schools only) domains.



Achievement: INTERVENE (16%)

The Achievement domain measures performance on standardized assessments, including PSSA, Keystone Exams, ACCESS for ELLs, and reading assessments.



Progress: WATCH (37%)

The Progress domain measures growth on standardized assessments and progress towards graduation (for high schools only).



Climate: WATCH (44%)

The Climate domain measures school climate and student and parent/guardian engagement.



James R. Lowell School

School Code 735
 Sector District
 Address 450 W. Nedro Ave., 19120
 Phone/Fax 215-400-3740 / 215-400-3741
 Website <http://philasd.org/lowell>

Report Type Elementary School
 Grades in Report K-4
 Enrollment 768
 Admissions Category Neighborhood
 Turnaround Model N/A

Performance Tiers

■ INTERVENE (0-24%)
 ■ WATCH (25-49%)
 ■ REINFORCE (50-74%)
 ■ MODEL (75-100%)

2015-16 2016-17 2017-18 3 YEAR AVG

OVERALL: WATCH (47%)

A school's overall score represents its combined performance on the Achievement, Progress, Climate, and College & Career (for high schools only) domains.



Achievement: INTERVENE (14%)

The Achievement domain measures performance on standardized assessments, including PSSA, Keystone Exams, ACCESS for ELLs, and reading assessments.



Progress: REINFORCE (68%)

The Progress domain measures growth on standardized assessments and progress towards graduation (for high schools only).



Climate: REINFORCE (54%)

The Climate domain measures school climate and student and parent/guardian engagement.



John B. Kelly School

School Code 647
 Sector District
 Address 5116 Pulaski Ave., 19144
 Phone/Fax 215-400-3580 / 215-400-3581
 Website <http://philasd.org/kelly/>

Report Type Elementary School
 Grades in Report K-5
 Enrollment 682
 Admissions Category Neighborhood
 Turnaround Model N/A

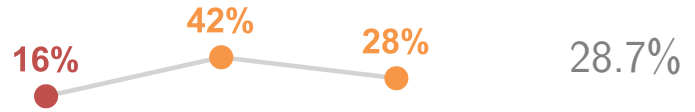
Performance Tiers

■ INTERVENE (0-24%)
 ■ WATCH (25-49%)
 ■ REINFORCE (50-74%)
 ■ MODEL (75-100%)

2015-16 2016-17 2017-18 3 YEAR AVG

OVERALL: WATCH (28%)

A school's overall score represents its combined performance on the Achievement, Progress, Climate, and College & Career (for high schools only) domains.



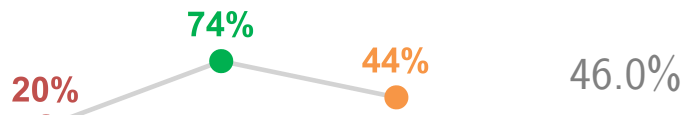
Achievement: INTERVENE (9%)

The Achievement domain measures performance on standardized assessments, including PSSA, Keystone Exams, ACCESS for ELLs, and reading assessments.




Progress: WATCH (44%)

The Progress domain measures growth on standardized assessments and progress towards graduation (for high schools only).



Climate: WATCH (26%)

The Climate domain measures school climate and student and parent/guardian engagement.



John H. Webster School

School Code 559
 Sector District
 Address 3400 Frankford Ave., 19134
 Phone/Fax 215-400-7170 / 215-400-7171
 Website <http://philasd.org/webster/>

Report Type Elementary School
 Grades in Report K-5
 Enrollment 803
 Admissions Category Neighborhood
 Turnaround Model N/A

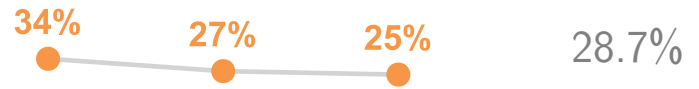
Performance Tiers

■ INTERVENE (0-24%)
 ■ WATCH (25-49%)
 ■ REINFORCE (50-74%)
 ■ MODEL (75-100%)

2015-16 2016-17 2017-18 3 YEAR AVG

OVERALL: WATCH (25%)

A school's overall score represents its combined performance on the Achievement, Progress, Climate, and College & Career (for high schools only) domains.



Achievement: INTERVENE (8%)

The Achievement domain measures performance on standardized assessments, including PSSA, Keystone Exams, ACCESS for ELLs, and reading assessments.



Progress: WATCH (41%)

The Progress domain measures growth on standardized assessments and progress towards graduation (for high schools only).



Climate: INTERVENE (22%)

The Climate domain measures school climate and student and parent/guardian engagement.



John M. Patterson School

School Code 140
 Sector District
 Address 7000 Buist Ave., 19142
 Phone/Fax 215-400-8190 / 215-400-8191
 Website <http://philasd.org/patterson>

Report Type Elementary School
 Grades in Report K-4
 Enrollment 582
 Admissions Category Neighborhood
 Turnaround Model N/A

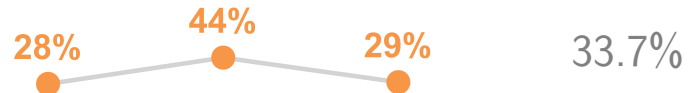
Performance Tiers

■ INTERVENE (0-24%)
 ■ WATCH (25-49%)
 ■ REINFORCE (50-74%)
 ■ MODEL (75-100%)

2015-16 2016-17 2017-18 3 YEAR AVG

OVERALL: WATCH (29%)

A school's overall score represents its combined performance on the Achievement, Progress, Climate, and College & Career (for high schools only) domains.



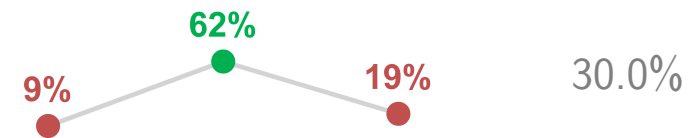
Achievement: INTERVENE (13%)

The Achievement domain measures performance on standardized assessments, including PSSA, Keystone Exams, ACCESS for ELLs, and reading assessments.



Progress: INTERVENE (19%)

The Progress domain measures growth on standardized assessments and progress towards graduation (for high schools only).



Climate: REINFORCE (59%)

The Climate domain measures school climate and student and parent/guardian engagement.



John Marshall School

School Code 736
 Sector District
 Address 4500 Griscom St., 19124
 Phone/Fax 215-400-3950 / 215-400-3951
 Website <http://philasd.org/johnmarshall/>

Report Type Elementary School
 Grades in Report K-5
 Enrollment 395
 Admissions Category Neighborhood
 Turnaround Model Turnaround


Performance Tiers

■ INTERVENE (0-24%)
 ■ WATCH (25-49%)
 ■ REINFORCE (50-74%)
 ■ MODEL (75-100%)

2015-16 2016-17 2017-18 3 YEAR AVG

OVERALL: INTERVENE (21%)

A school's overall score represents its combined performance on the Achievement, Progress, Climate, and College & Career (for high schools only) domains.



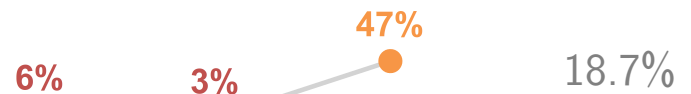
Achievement: INTERVENE (4%)

The Achievement domain measures performance on standardized assessments, including PSSA, Keystone Exams, ACCESS for ELLs, and reading assessments.



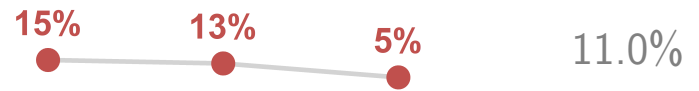
Progress: WATCH (47%)

The Progress domain measures growth on standardized assessments and progress towards graduation (for high schools only).



Climate: INTERVENE (5%)

The Climate domain measures school climate and student and parent/guardian engagement.



John Moffet School

School Code 537
 Sector District
 Address 127 W. Oxford St., 19122
 Phone/Fax 215-400-7390 / 215-400-7391
 Website <http://philasd.org/moffet>

Report Type Elementary School
 Grades in Report K-5
 Enrollment 311
 Admissions Category Neighborhood
 Turnaround Model N/A


Performance Tiers

■ INTERVENE (0-24%)
 ■ WATCH (25-49%)
 ■ REINFORCE (50-74%)
 ■ MODEL (75-100%)

2015-16 2016-17 2017-18 3 YEAR AVG

OVERALL: REINFORCE (50%)

A school's overall score represents its combined performance on the Achievement, Progress, Climate, and College & Career (for high schools only) domains.



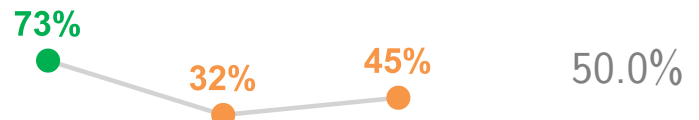
Achievement: INTERVENE (23%)

The Achievement domain measures performance on standardized assessments, including PSSA, Keystone Exams, ACCESS for ELLs, and reading assessments.



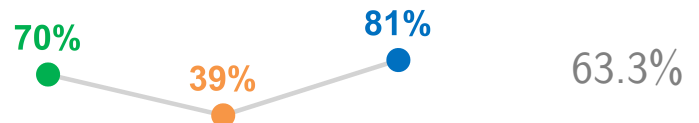
Progress: WATCH (45%)

The Progress domain measures growth on standardized assessments and progress towards graduation (for high schools only).



Climate: MODEL (81%)

The Climate domain measures school climate and student and parent/guardian engagement.



Joseph H. Brown School

School Code 821
 Sector District
 Address 3600 Stanwood St., 19136
 Phone/Fax 215-400-3320 / 215-400-3321
 Website <http://philasd.org/jhbrown/>

Report Type Elementary School
 Grades in Report K-6
 Enrollment 584
 Admissions Category Neighborhood
 Turnaround Model N/A

Performance Tiers

■ INTERVENE (0-24%)
 ■ WATCH (25-49%)
 ■ REINFORCE (50-74%)
 ■ MODEL (75-100%)

2015-16 2016-17 2017-18 3 YEAR AVG

OVERALL: WATCH (42%)

A school's overall score represents its combined performance on the Achievement, Progress, Climate, and College & Career (for high schools only) domains.




Achievement: INTERVENE (24%)

The Achievement domain measures performance on standardized assessments, including PSSA, Keystone Exams, ACCESS for ELLs, and reading assessments.



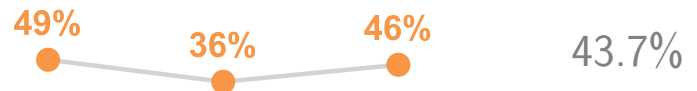
Progress: REINFORCE (53%)

The Progress domain measures growth on standardized assessments and progress towards graduation (for high schools only).



Climate: WATCH (46%)

The Climate domain measures school climate and student and parent/guardian engagement.



Joseph Pennell School

School Code 634
 Sector District
 Address 1800 Nedro Ave., 19141
 Phone/Fax 215-400-3680 / 215-400-3681
 Website <http://philasd.org/pennell>

Report Type Elementary School
 Grades in Report K-5
 Enrollment 434
 Admissions Category Neighborhood
 Turnaround Model N/A

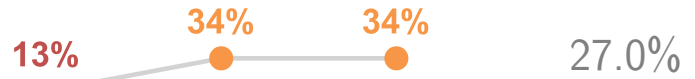
Performance Tiers

■ INTERVENE (0-24%)
 ■ WATCH (25-49%)
 ■ REINFORCE (50-74%)
 ■ MODEL (75-100%)

2015-16 2016-17 2017-18 3 YEAR AVG

OVERALL: WATCH (34%)

A school's overall score represents its combined performance on the Achievement, Progress, Climate, and College & Career (for high schools only) domains.




Achievement: INTERVENE (6%)

The Achievement domain measures performance on standardized assessments, including PSSA, Keystone Exams, ACCESS for ELLs, and reading assessments.



Progress: REINFORCE (57%)

The Progress domain measures growth on standardized assessments and progress towards graduation (for high schools only).



Climate: WATCH (31%)

The Climate domain measures school climate and student and parent/guardian engagement.



Joseph W. Catharine School

School Code 125
 Sector District
 Address 6600 Chester Ave., 19142
 Phone/Fax 215-400-8150 / 215-400-8151
 Website <http://philasd.org/catharine>

Report Type Elementary School
 Grades in Report K-5
 Enrollment 531
 Admissions Category Neighborhood
 Turnaround Model N/A

Performance Tiers

■ INTERVENE (0-24%)
 ■ WATCH (25-49%)
 ■ REINFORCE (50-74%)
 ■ MODEL (75-100%)

2015-16 2016-17 2017-18 3 YEAR AVG

OVERALL: INTERVENE (21%)

A school's overall score represents its combined performance on the Achievement, Progress, Climate, and College & Career (for high schools only) domains.



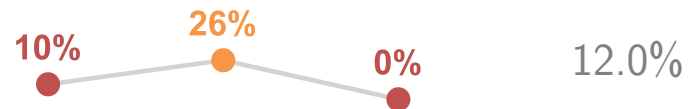
Achievement: INTERVENE (20%)

The Achievement domain measures performance on standardized assessments, including PSSA, Keystone Exams, ACCESS for ELLs, and reading assessments.



Progress: INTERVENE (0%)

The Progress domain measures growth on standardized assessments and progress towards graduation (for high schools only).



Climate: WATCH (49%)

The Climate domain measures school climate and student and parent/guardian engagement.



Julia W. Howe School

School Code 732
 Sector District
 Address 5800 N. 13th St., 19141
 Phone/Fax 215-400-3650 / 215-400-3651
 Website <http://philasd.org/howe>

Report Type Elementary School
 Grades in Report K-5
 Enrollment 238
 Admissions Category Neighborhood
 Turnaround Model N/A


Performance Tiers

■ INTERVENE (0-24%)
 ■ WATCH (25-49%)
 ■ REINFORCE (50-74%)
 ■ MODEL (75-100%)

2015-16 2016-17 2017-18 3 YEAR AVG

OVERALL: REINFORCE (51%)

A school's overall score represents its combined performance on the Achievement, Progress, Climate, and College & Career (for high schools only) domains.



Achievement: INTERVENE (10%)

The Achievement domain measures performance on standardized assessments, including PSSA, Keystone Exams, ACCESS for ELLs, and reading assessments.



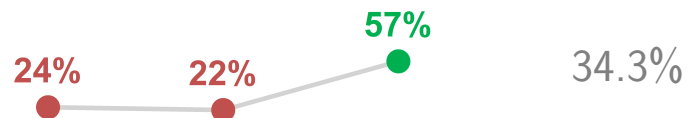
Progress: MODEL (77%)

The Progress domain measures growth on standardized assessments and progress towards graduation (for high schools only).



Climate: REINFORCE (57%)

The Climate domain measures school climate and student and parent/guardian engagement.



KIPP West Philadelphia Charter School

School Code X43
Sector Charter
Address 5070 Parkside Ave., 19131
Phone/Fax 267-787-5700 / 267-787-5711
Website <http://www.kippphiladelphia.org>

Report Type Elementary School
Grades in Report K-1
Enrollment 190
Admissions Category Citywide
Turnaround Model N/A

Performance Tiers

■ INTERVENE (0-24%) ■ WATCH (25-49%) ■ REINFORCE (50-74%) ■ MODEL (75-100%)

2015-16 2016-17 2017-18 3 YEAR AVG

OVERALL: INSUFFICIENT DATA

A school's overall score represents its combined performance on the Achievement, Progress, Climate, and College & Career (for high schools only) domains.

N/A

Achievement: INSUFFICIENT DATA

The Achievement domain measures performance on standardized assessments, including PSSA, Keystone Exams, ACCESS for ELLs, and reading assessments.

N/A

Progress: INSUFFICIENT DATA

The Progress domain measures growth on standardized assessments and progress towards graduation (for high schools only).

N/A

Climate: MODEL (97%)

The Climate domain measures school climate and student and parent/guardian engagement.

97%
●

N/A

Kennedy C. Crossan School

School Code 823
 Sector District
 Address 7350 Bingham St., 19111
 Phone/Fax 215-400-3160 / 215-400-3161
 Website <http://philasd.org/crossan/>

Report Type Elementary School
 Grades in Report K-5
 Enrollment 362
 Admissions Category Neighborhood
 Turnaround Model N/A


Performance Tiers

■ INTERVENE (0-24%)
 ■ WATCH (25-49%)
 ■ REINFORCE (50-74%)
 ■ MODEL (75-100%)

2015-16 2016-17 2017-18 3 YEAR AVG

OVERALL: REINFORCE (65%)

A school's overall score represents its combined performance on the Achievement, Progress, Climate, and College & Career (for high schools only) domains.



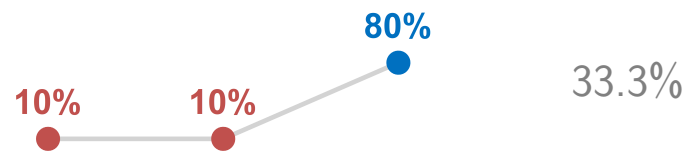
Achievement: WATCH (44%)

The Achievement domain measures performance on standardized assessments, including PSSA, Keystone Exams, ACCESS for ELLs, and reading assessments.



Progress: MODEL (80%)

The Progress domain measures growth on standardized assessments and progress towards graduation (for high schools only).



Climate: REINFORCE (66%)

The Climate domain measures school climate and student and parent/guardian engagement.



Laura H. Carnell School

School Code 722
 Sector District
 Address 1100 Devereaux Ave., 19111
 Phone/Fax 215-400-3150 / 215-400-3151
 Website <http://philasd.org/carnell>

Report Type Elementary School
 Grades in Report K-5
 Enrollment 948
 Admissions Category Neighborhood
 Turnaround Model School Redesign Initiative

Performance Tiers

■ INTERVENE (0-24%)
 ■ WATCH (25-49%)
 ■ REINFORCE (50-74%)
 ■ MODEL (75-100%)

2015-16 2016-17 2017-18 3 YEAR AVG

OVERALL: WATCH (39%)

A school's overall score represents its combined performance on the Achievement, Progress, Climate, and College & Career (for high schools only) domains.



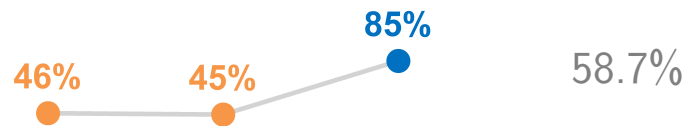
Achievement: INTERVENE (4%)

The Achievement domain measures performance on standardized assessments, including PSSA, Keystone Exams, ACCESS for ELLs, and reading assessments.




Progress: MODEL (85%)

The Progress domain measures growth on standardized assessments and progress towards graduation (for high schools only).



Climate: INTERVENE (19%)

The Climate domain measures school climate and student and parent/guardian engagement.



Lewis Elkin School

School Code 526
 Sector District
 Address 3199 D St., 19134
 Phone/Fax 215-400-7140 / 215-400-7141
 Website <http://philasd.org/elkin/>

Report Type Elementary School
 Grades in Report K-4
 Enrollment 827
 Admissions Category Neighborhood
 Turnaround Model N/A

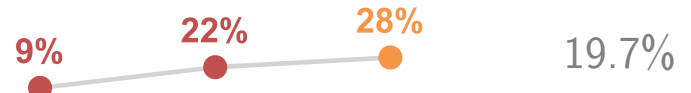
Performance Tiers

■ INTERVENE (0-24%)
 ■ WATCH (25-49%)
 ■ REINFORCE (50-74%)
 ■ MODEL (75-100%)

2015-16 2016-17 2017-18 3 YEAR AVG

OVERALL: WATCH (28%)

A school's overall score represents its combined performance on the Achievement, Progress, Climate, and College & Career (for high schools only) domains.



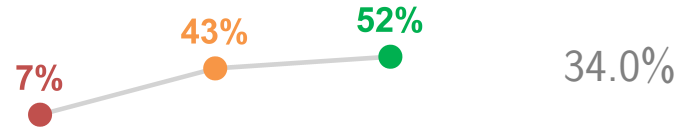
Achievement: INTERVENE (1%)

The Achievement domain measures performance on standardized assessments, including PSSA, Keystone Exams, ACCESS for ELLs, and reading assessments.




Progress: REINFORCE (52%)

The Progress domain measures growth on standardized assessments and progress towards graduation (for high schools only).



Climate: WATCH (26%)

The Climate domain measures school climate and student and parent/guardian engagement.



MaST Community Charter School II

School Code X40
 Sector Charter
 Address 6238 Rising Sun Ave., 19111
 Phone/Fax 215-398-7960 / N/A
 Website <http://www.mastccs.org/mast2>

Report Type Elementary School
 Grades in Report K-4
 Enrollment 502
 Admissions Category Citywide
 Turnaround Model N/A

Performance Tiers

■ INTERVENE (0-24%)
 ■ WATCH (25-49%)
 ■ REINFORCE (50-74%)
 ■ MODEL (75-100%)

2015-16 2016-17 2017-18 3 YEAR AVG

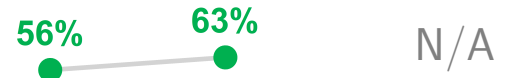
OVERALL: REINFORCE (74%)

A school's overall score represents its combined performance on the Achievement, Progress, Climate, and College & Career (for high schools only) domains.



Achievement: REINFORCE (63%)

The Achievement domain measures performance on standardized assessments, including PSSA, Keystone Exams, ACCESS for ELLs, and reading assessments.



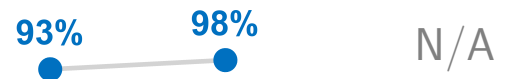
Progress: REINFORCE (63%)

The Progress domain measures growth on standardized assessments and progress towards graduation (for high schools only).



Climate: MODEL (98%)

The Climate domain measures school climate and student and parent/guardian engagement.



Mastery Charter School at Clymer

School Code X15
 Sector Charter
 Address 1201 W. Rush St., 19133
 Phone/Fax 215-223-2243 / 215-227-3697
 Website <http://www.masterycharter.org/school/clymer-elementary/>

Report Type Elementary School
 Grades in Report K-6
 Enrollment 584
 Admissions Category Neighborhood
 Turnaround Model Renaissance Charter

Performance Tiers

■ INTERVENE (0-24%)
 ■ WATCH (25-49%)
 ■ REINFORCE (50-74%)
 ■ MODEL (75-100%)

2015-16 2016-17 2017-18 3 YEAR AVG

OVERALL: WATCH (47%)

A school's overall score represents its combined performance on the Achievement, Progress, Climate, and College & Career (for high schools only) domains.



Achievement: INTERVENE (18%)

The Achievement domain measures performance on standardized assessments, including PSSA, Keystone Exams, ACCESS for ELLs, and reading assessments.



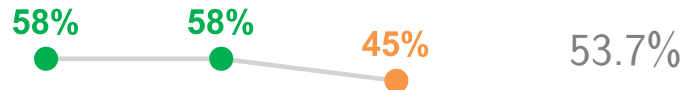
Progress: REINFORCE (71%)

The Progress domain measures growth on standardized assessments and progress towards graduation (for high schools only).



Climate: WATCH (45%)

The Climate domain measures school climate and student and parent/guardian engagement.



Mastery Charter School at Mann

School Code X08
 Sector Charter
 Address 5376 W. Berks St., 19131
 Phone/Fax 215-581-5616 / 215-581-5610
 Website <http://www.masterycharter.org/school/mann-elementary/>

Report Type Elementary School
 Grades in Report K-6
 Enrollment 564
 Admissions Category Neighborhood
 Turnaround Model Renaissance Charter

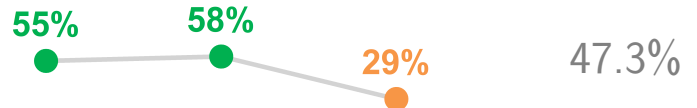
Performance Tiers

■ INTERVENE (0-24%) ■ WATCH (25-49%) ■ REINFORCE (50-74%) ■ MODEL (75-100%)

2015-16 2016-17 2017-18 3 YEAR AVG

OVERALL: WATCH (29%)

A school's overall score represents its combined performance on the Achievement, Progress, Climate, and College & Career (for high schools only) domains.



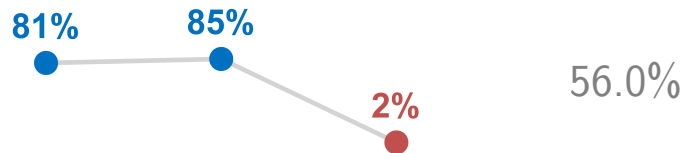
Achievement: WATCH (30%)

The Achievement domain measures performance on standardized assessments, including PSSA, Keystone Exams, ACCESS for ELLs, and reading assessments.




Progress: INTERVENE (2%)

The Progress domain measures growth on standardized assessments and progress towards graduation (for high schools only).



Climate: REINFORCE (62%)

The Climate domain measures school climate and student and parent/guardian engagement.



Mastery Charter School at Smedley

School Code X09
 Sector Charter
 Address 1790 Bridge St., 19124
 Phone/Fax 215-537-2523 / 215-537-3694
 Website <http://www.masterycharter.org/school/smedley-elementary/>

Report Type Elementary School
 Grades in Report K-6
 Enrollment 747
 Admissions Category Neighborhood
 Turnaround Model Renaissance Charter

Performance Tiers

■ INTERVENE (0-24%)
 ■ WATCH (25-49%)
 ■ REINFORCE (50-74%)
 ■ MODEL (75-100%)

2015-16 2016-17 2017-18 3 YEAR AVG

OVERALL: WATCH (28%)

A school's overall score represents its combined performance on the Achievement, Progress, Climate, and College & Career (for high schools only) domains.



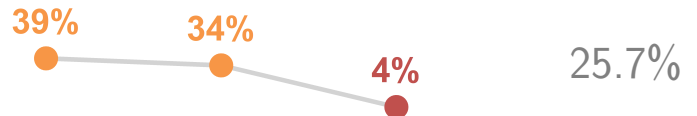
Achievement: WATCH (28%)

The Achievement domain measures performance on standardized assessments, including PSSA, Keystone Exams, ACCESS for ELLs, and reading assessments.



Progress: INTERVENE (4%)

The Progress domain measures growth on standardized assessments and progress towards graduation (for high schools only).



Climate: REINFORCE (56%)

The Climate domain measures school climate and student and parent/guardian engagement.



Mastery Charter School at Wister

School Code X27
 Sector Charter
 Address 67 E. Bringhurst St., 19144
 Phone/Fax 215-951-4003 / 215-951-2011
 Website <http://www.masterycharter.org/school/john-wister-elementary/>

Report Type Elementary School
 Grades in Report K-5
 Enrollment 510
 Admissions Category Neighborhood
 Turnaround Model Renaissance Charter

Performance Tiers

■ INTERVENE (0-24%)
 ■ WATCH (25-49%)
 ■ REINFORCE (50-74%)
 ■ MODEL (75-100%)

2015-16 2016-17 2017-18 3 YEAR AVG

OVERALL: WATCH (25%)

A school's overall score represents its combined performance on the Achievement, Progress, Climate, and College & Career (for high schools only) domains.



Achievement: INTERVENE (2%)

The Achievement domain measures performance on standardized assessments, including PSSA, Keystone Exams, ACCESS for ELLs, and reading assessments.



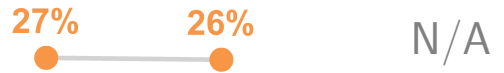
Progress: WATCH (42%)

The Progress domain measures growth on standardized assessments and progress towards graduation (for high schools only).



Climate: WATCH (26%)

The Climate domain measures school climate and student and parent/guardian engagement.



Philadelphia Montessori Charter School

School Code W78
 Sector Charter
 Address 2227 Island Ave., 19142
 Phone/Fax 215-365-4011 / 215-365-4367
 Website <http://www.philadelphiamontessori.org/>

Report Type Elementary School
 Grades in Report K-6
 Enrollment 185
 Admissions Category Citywide
 Turnaround Model N/A

Performance Tiers

■ INTERVENE (0-24%)
 ■ WATCH (25-49%)
 ■ REINFORCE (50-74%)
 ■ MODEL (75-100%)

2015-16 2016-17 2017-18 3 YEAR AVG

OVERALL: WATCH (45%)

A school's overall score represents its combined performance on the Achievement, Progress, Climate, and College & Career (for high schools only) domains.




Achievement: INTERVENE (22%)

The Achievement domain measures performance on standardized assessments, including PSSA, Keystone Exams, ACCESS for ELLs, and reading assessments.



Progress: WATCH (35%)

The Progress domain measures growth on standardized assessments and progress towards graduation (for high schools only).



Climate: MODEL (75%)

The Climate domain measures school climate and student and parent/guardian engagement.



Philip H. Sheridan School

School Code 553
 Sector District
 Address 800 E. Ontario St., 19134
 Phone/Fax 215-400-7160 / 215-400-7161
 Website <http://philasd.org/sheridan>

Report Type Elementary School
 Grades in Report K-4
 Enrollment 696
 Admissions Category Neighborhood
 Turnaround Model N/A

Performance Tiers

■ INTERVENE (0-24%)
 ■ WATCH (25-49%)
 ■ REINFORCE (50-74%)
 ■ MODEL (75-100%)

2015-16 2016-17 2017-18 3 YEAR AVG

OVERALL: INTERVENE (13%)

A school's overall score represents its combined performance on the Achievement, Progress, Climate, and College & Career (for high schools only) domains.



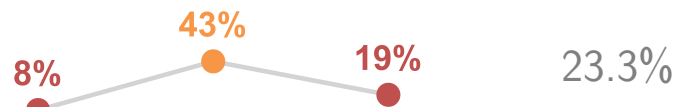
Achievement: INTERVENE (4%)

The Achievement domain measures performance on standardized assessments, including PSSA, Keystone Exams, ACCESS for ELLs, and reading assessments.



Progress: INTERVENE (19%)

The Progress domain measures growth on standardized assessments and progress towards graduation (for high schools only).



Climate: INTERVENE (15%)

The Climate domain measures school climate and student and parent/guardian engagement.



Prince Hall School

School Code 749
 Sector District
 Address 6101 N. Gratz St., 19141
 Phone/Fax 215-400-3690 / 215-400-3691
 Website <http://philasd.org/princehall>

Report Type Elementary School
 Grades in Report K-5
 Enrollment 538
 Admissions Category Neighborhood
 Turnaround Model N/A

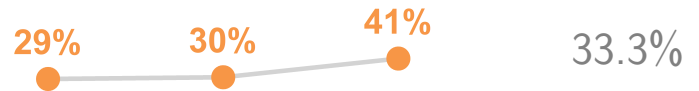
Performance Tiers

■ INTERVENE (0-24%)
 ■ WATCH (25-49%)
 ■ REINFORCE (50-74%)
 ■ MODEL (75-100%)

2015-16 2016-17 2017-18 3 YEAR AVG

OVERALL: WATCH (41%)

A school's overall score represents its combined performance on the Achievement, Progress, Climate, and College & Career (for high schools only) domains.



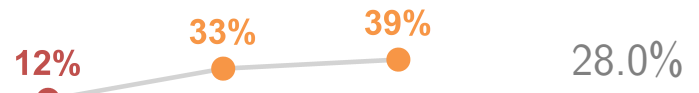
Achievement: INTERVENE (13%)

The Achievement domain measures performance on standardized assessments, including PSSA, Keystone Exams, ACCESS for ELLs, and reading assessments.




Progress: WATCH (39%)

The Progress domain measures growth on standardized assessments and progress towards graduation (for high schools only).



Climate: REINFORCE (71%)

The Climate domain measures school climate and student and parent/guardian engagement.



Rhawnhurst School

School Code 836
 Sector District
 Address 7809 Castor Ave., 19152
 Phone/Fax 215-400-3220 / 215-400-3221
 Website <http://philasd.org/rhawnhurst>

Report Type Elementary School
 Grades in Report K-5
 Enrollment 632
 Admissions Category Neighborhood
 Turnaround Model N/A

Performance Tiers

■ INTERVENE (0-24%)
 ■ WATCH (25-49%)
 ■ REINFORCE (50-74%)
 ■ MODEL (75-100%)

2015-16 2016-17 2017-18 3 YEAR AVG

OVERALL: REINFORCE (64%)

A school's overall score represents its combined performance on the Achievement, Progress, Climate, and College & Career (for high schools only) domains.



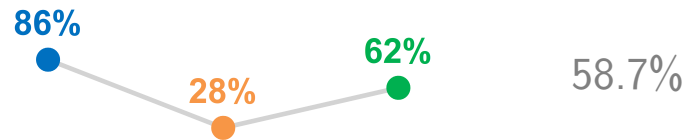
Achievement: WATCH (39%)

The Achievement domain measures performance on standardized assessments, including PSSA, Keystone Exams, ACCESS for ELLs, and reading assessments.



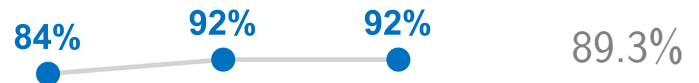
Progress: REINFORCE (62%)

The Progress domain measures growth on standardized assessments and progress towards graduation (for high schools only).



Climate: MODEL (92%)

The Climate domain measures school climate and student and parent/guardian engagement.



Richard R. Wright School

School Code 447
 Sector District
 Address 2201 N. 28th St., 19132
 Phone/Fax 215-400-7030 / 215-400-7031
 Website <http://philasd.org/wright/>

Report Type Elementary School
 Grades in Report K-5
 Enrollment 345
 Admissions Category Neighborhood
 Turnaround Model N/A

Performance Tiers

■ INTERVENE (0-24%)
 ■ WATCH (25-49%)
 ■ REINFORCE (50-74%)
 ■ MODEL (75-100%)

2015-16 2016-17 2017-18 3 YEAR AVG

OVERALL: WATCH (37%)

A school's overall score represents its combined performance on the Achievement, Progress, Climate, and College & Career (for high schools only) domains.



Achievement: INTERVENE (10%)

The Achievement domain measures performance on standardized assessments, including PSSA, Keystone Exams, ACCESS for ELLs, and reading assessments.



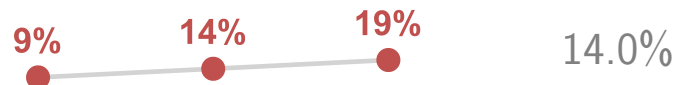
Progress: REINFORCE (72%)

The Progress domain measures growth on standardized assessments and progress towards graduation (for high schools only).



Climate: INTERVENE (19%)

The Climate domain measures school climate and student and parent/guardian engagement.



Richmond School

School Code 540
 Sector District
 Address 2944 Belgrade St., 19134
 Phone/Fax 215-400-7150 / 215-400-7151
 Website <http://philasd.org/richmond/>

Report Type Elementary School
 Grades in Report K-5
 Enrollment 625
 Admissions Category Neighborhood
 Turnaround Model N/A

Performance Tiers

■ INTERVENE (0-24%)
 ■ WATCH (25-49%)
 ■ REINFORCE (50-74%)
 ■ MODEL (75-100%)

2015-16 2016-17 2017-18 3 YEAR AVG

OVERALL: WATCH (38%)

A school's overall score represents its combined performance on the Achievement, Progress, Climate, and College & Career (for high schools only) domains.



Achievement: WATCH (29%)

The Achievement domain measures performance on standardized assessments, including PSSA, Keystone Exams, ACCESS for ELLs, and reading assessments.



Progress: WATCH (46%)

The Progress domain measures growth on standardized assessments and progress towards graduation (for high schools only).



Climate: WATCH (38%)

The Climate domain measures school climate and student and parent/guardian engagement.



Robert B. Pollock School

School Code 841
 Sector District
 Address 2875 Welsh Rd., 19152
 Phone/Fax 215-400-3210 / 215-400-3211
 Website <http://philasd.org/pollock/>

Report Type Elementary School
 Grades in Report K-6
 Enrollment 628
 Admissions Category Neighborhood
 Turnaround Model N/A

Performance Tiers

■ INTERVENE (0-24%)
 ■ WATCH (25-49%)
 ■ REINFORCE (50-74%)
 ■ MODEL (75-100%)

2015-16 2016-17 2017-18 3 YEAR AVG

OVERALL: REINFORCE (52%)

A school's overall score represents its combined performance on the Achievement, Progress, Climate, and College & Career (for high schools only) domains.



Achievement: WATCH (34%)

The Achievement domain measures performance on standardized assessments, including PSSA, Keystone Exams, ACCESS for ELLs, and reading assessments.



Progress: REINFORCE (65%)

The Progress domain measures growth on standardized assessments and progress towards graduation (for high schools only).



Climate: REINFORCE (53%)

The Climate domain measures school climate and student and parent/guardian engagement.



Samuel Powel School

School Code 139
 Sector District
 Address 301 N. 36th St., 19104
 Phone/Fax 215-400-7740 / 215-400-7741
 Website <http://philasd.org/powel>

Report Type Elementary School
 Grades in Report K-4
 Enrollment 267
 Admissions Category Neighborhood
 Turnaround Model N/A

Performance Tiers

■ INTERVENE (0-24%)
 ■ WATCH (25-49%)
 ■ REINFORCE (50-74%)
 ■ MODEL (75-100%)

2015-16 2016-17 2017-18 3 YEAR AVG

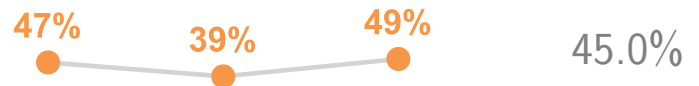
OVERALL: REINFORCE (60%)

A school's overall score represents its combined performance on the Achievement, Progress, Climate, and College & Career (for high schools only) domains.



Achievement: WATCH (49%)

The Achievement domain measures performance on standardized assessments, including PSSA, Keystone Exams, ACCESS for ELLs, and reading assessments.



Progress: WATCH (42%)

The Progress domain measures growth on standardized assessments and progress towards graduation (for high schools only).



Climate: MODEL (91%)

The Climate domain measures school climate and student and parent/guardian engagement.



Solomon Solis-Cohen School

School Code 834
 Sector District
 Address 7001 Horrocks St., 19149
 Phone/Fax 215-400-3250 / 215-400-3251
 Website <http://philasd.org/soliscohen/>

Report Type Elementary School
 Grades in Report K-5
 Enrollment 1,200
 Admissions Category Neighborhood
 Turnaround Model N/A

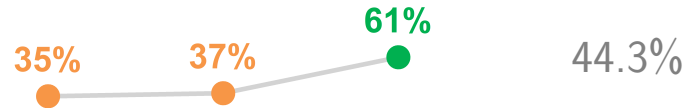
Performance Tiers

■ INTERVENE (0-24%)
 ■ WATCH (25-49%)
 ■ REINFORCE (50-74%)
 ■ MODEL (75-100%)

2015-16 2016-17 2017-18 3 YEAR AVG

OVERALL: REINFORCE (61%)

A school's overall score represents its combined performance on the Achievement, Progress, Climate, and College & Career (for high schools only) domains.



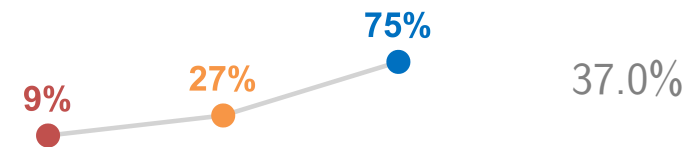
Achievement: INTERVENE (23%)

The Achievement domain measures performance on standardized assessments, including PSSA, Keystone Exams, ACCESS for ELLs, and reading assessments.




Progress: MODEL (75%)

The Progress domain measures growth on standardized assessments and progress towards graduation (for high schools only).



Climate: MODEL (81%)

The Climate domain measures school climate and student and parent/guardian engagement.



Stephen Girard School

School Code 232
 Sector District
 Address 1800 Snyder Ave., 19145
 Phone/Fax 215-400-8180 / 215-400-8181
 Website <http://philasd.org/girard>

Report Type Elementary School
 Grades in Report K-4
 Enrollment 533
 Admissions Category Neighborhood
 Turnaround Model N/A

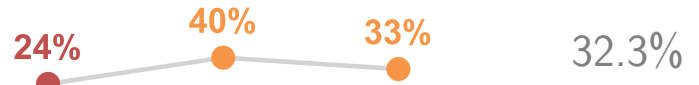
Performance Tiers

■ INTERVENE (0-24%)
 ■ WATCH (25-49%)
 ■ REINFORCE (50-74%)
 ■ MODEL (75-100%)

2015-16 2016-17 2017-18 3 YEAR AVG

OVERALL: WATCH (33%)

A school's overall score represents its combined performance on the Achievement, Progress, Climate, and College & Career (for high schools only) domains.



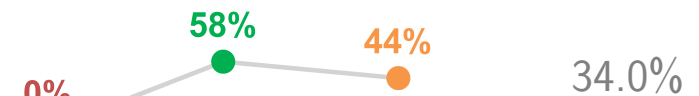
Achievement: INTERVENE (14%)

The Achievement domain measures performance on standardized assessments, including PSSA, Keystone Exams, ACCESS for ELLs, and reading assessments.



Progress: WATCH (44%)

The Progress domain measures growth on standardized assessments and progress towards graduation (for high schools only).



Climate: WATCH (38%)

The Climate domain measures school climate and student and parent/guardian engagement.



Thomas G. Morton School

School Code 138
 Sector District
 Address 2501 S. 63rd St., 19142
 Phone/Fax 215-400-8160 / 215-400-8161
 Website <http://philasd.org/morton>

Report Type Elementary School
 Grades in Report K-5
 Enrollment 634
 Admissions Category Neighborhood
 Turnaround Model N/A

Performance Tiers

■ INTERVENE (0-24%)
 ■ WATCH (25-49%)
 ■ REINFORCE (50-74%)
 ■ MODEL (75-100%)

2015-16 2016-17 2017-18 3 YEAR AVG

OVERALL: WATCH (43%)

A school's overall score represents its combined performance on the Achievement, Progress, Climate, and College & Career (for high schools only) domains.



Achievement: INTERVENE (7%)

The Achievement domain measures performance on standardized assessments, including PSSA, Keystone Exams, ACCESS for ELLs, and reading assessments.




Progress: MODEL (82%)

The Progress domain measures growth on standardized assessments and progress towards graduation (for high schools only).



Climate: WATCH (30%)

The Climate domain measures school climate and student and parent/guardian engagement.



Thomas Holme School

School Code 827
 Sector District
 Address 9125 Academy Rd., 19114
 Phone/Fax 215-400-3130 / 215-400-3131
 Website <http://philasd.org/holme>

Report Type Elementary School
 Grades in Report K-6
 Enrollment 596
 Admissions Category Neighborhood
 Turnaround Model N/A

Performance Tiers

■ INTERVENE (0-24%)
 ■ WATCH (25-49%)
 ■ REINFORCE (50-74%)
 ■ MODEL (75-100%)

2015-16 2016-17 2017-18 3 YEAR AVG

OVERALL: REINFORCE (54%)

A school's overall score represents its combined performance on the Achievement, Progress, Climate, and College & Career (for high schools only) domains.



Achievement: WATCH (41%)

The Achievement domain measures performance on standardized assessments, including PSSA, Keystone Exams, ACCESS for ELLs, and reading assessments.



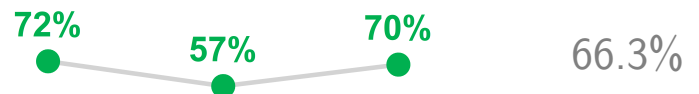
Progress: REINFORCE (52%)

The Progress domain measures growth on standardized assessments and progress towards graduation (for high schools only).



Climate: REINFORCE (70%)

The Climate domain measures school climate and student and parent/guardian engagement.



Thomas M. Peirce School

School Code 438
 Sector District
 Address 2300 W. Cambria St., 19132
 Phone/Fax 215-400-7020 / 215-400-7021
 Website <http://philasd.org/tmpeirce>

Report Type Elementary School
 Grades in Report K-6
 Enrollment 482
 Admissions Category Neighborhood
 Turnaround Model N/A

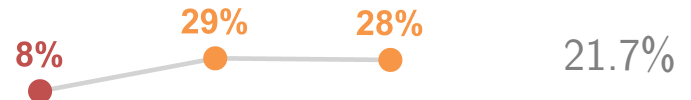
Performance Tiers

■ INTERVENE (0-24%)
 ■ WATCH (25-49%)
 ■ REINFORCE (50-74%)
 ■ MODEL (75-100%)

2015-16 2016-17 2017-18 3 YEAR AVG

OVERALL: WATCH (28%)

A school's overall score represents its combined performance on the Achievement, Progress, Climate, and College & Career (for high schools only) domains.



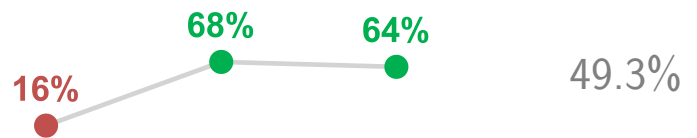
Achievement: INTERVENE (6%)

The Achievement domain measures performance on standardized assessments, including PSSA, Keystone Exams, ACCESS for ELLs, and reading assessments.



Progress: REINFORCE (64%)

The Progress domain measures growth on standardized assessments and progress towards graduation (for high schools only).



Climate: INTERVENE (6%)

The Climate domain measures school climate and student and parent/guardian engagement.



Universal Charter School at Bluford

School Code X10
 Sector Charter
 Address 5801 Media St., 19131
 Phone/Fax 215-581-5502 / 215-581-5725
 Website <http://universalfamilyofschools.org/our-schools/universal-bluford-charter-school/>

Report Type Elementary School
 Grades in Report K-6
 Enrollment 531
 Admissions Category Neighborhood
 Turnaround Model Renaissance Charter

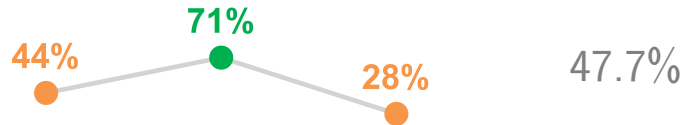
Performance Tiers

■ INTERVENE (0-24%)
 ■ WATCH (25-49%)
 ■ REINFORCE (50-74%)
 ■ MODEL (75-100%)

2015-16 2016-17 2017-18 3 YEAR AVG

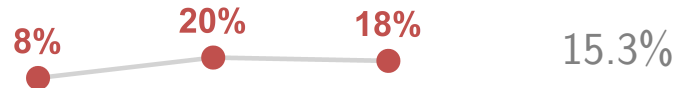
OVERALL: WATCH (28%)

A school's overall score represents its combined performance on the Achievement, Progress, Climate, and College & Career (for high schools only) domains.



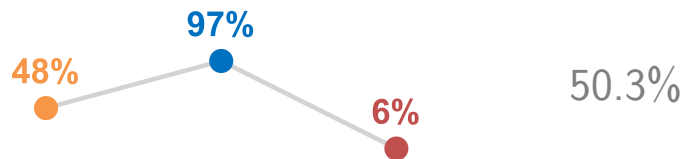
Achievement: INTERVENE (18%)

The Achievement domain measures performance on standardized assessments, including PSSA, Keystone Exams, ACCESS for ELLs, and reading assessments.



Progress: INTERVENE (6%)

The Progress domain measures growth on standardized assessments and progress towards graduation (for high schools only).



Climate: REINFORCE (66%)

The Climate domain measures school climate and student and parent/guardian engagement.



Watson Comly School

School Code 837
 Sector District
 Address 1001 Byberry Rd., 19116
 Phone/Fax 215-400-3010 / 215-400-3011
 Website <http://philasd.org/comly>

Report Type Elementary School
 Grades in Report K-5
 Enrollment 497
 Admissions Category Neighborhood
 Turnaround Model N/A

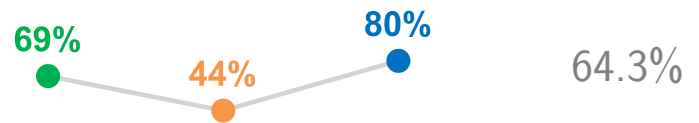
Performance Tiers

■ INTERVENE (0-24%)
 ■ WATCH (25-49%)
 ■ REINFORCE (50-74%)
 ■ MODEL (75-100%)

2015-16 2016-17 2017-18 3 YEAR AVG

OVERALL: MODEL (80%)

A school's overall score represents its combined performance on the Achievement, Progress, Climate, and College & Career (for high schools only) domains.



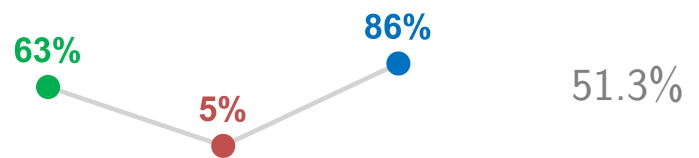
Achievement: REINFORCE (65%)

The Achievement domain measures performance on standardized assessments, including PSSA, Keystone Exams, ACCESS for ELLs, and reading assessments.



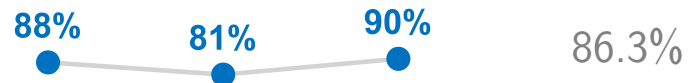
Progress: MODEL (86%)

The Progress domain measures growth on standardized assessments and progress towards graduation (for high schools only).



Climate: MODEL (90%)

The Climate domain measures school climate and student and parent/guardian engagement.



William Cramp School

School Code 547
 Sector District
 Address 3449 N. Mascher St., 19140
 Phone/Fax 215-400-3860 / 215-400-3861
 Website <http://philasd.org/cramp>

Report Type Elementary School
 Grades in Report K-5
 Enrollment 505
 Admissions Category Neighborhood
 Turnaround Model N/A

Performance Tiers

■ INTERVENE (0-24%)
 ■ WATCH (25-49%)
 ■ REINFORCE (50-74%)
 ■ MODEL (75-100%)

2015-16 2016-17 2017-18 3 YEAR AVG

OVERALL: INTERVENE (22%)

A school's overall score represents its combined performance on the Achievement, Progress, Climate, and College & Career (for high schools only) domains.



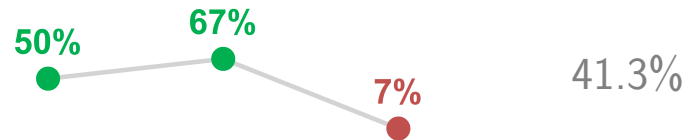
Achievement: INTERVENE (6%)

The Achievement domain measures performance on standardized assessments, including PSSA, Keystone Exams, ACCESS for ELLs, and reading assessments.



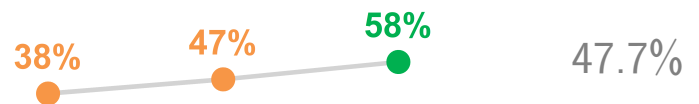
Progress: INTERVENE (7%)

The Progress domain measures growth on standardized assessments and progress towards graduation (for high schools only).



Climate: REINFORCE (58%)

The Climate domain measures school climate and student and parent/guardian engagement.



William H. Loesche School

School Code 844
 Sector District
 Address 595 Tomlinson Rd., 19116
 Phone/Fax 215-400-3020 / 215-400-3021
 Website <http://philasd.org/loesche>

Report Type Elementary School
 Grades in Report K-5
 Enrollment 858
 Admissions Category Neighborhood
 Turnaround Model N/A

Performance Tiers

■ INTERVENE (0-24%)
 ■ WATCH (25-49%)
 ■ REINFORCE (50-74%)
 ■ MODEL (75-100%)

2015-16 2016-17 2017-18 3 YEAR AVG

OVERALL: MODEL (82%)

A school's overall score represents its combined performance on the Achievement, Progress, Climate, and College & Career (for high schools only) domains.



Achievement: REINFORCE (54%)

The Achievement domain measures performance on standardized assessments, including PSSA, Keystone Exams, ACCESS for ELLs, and reading assessments.



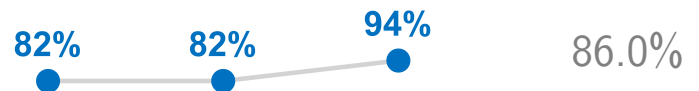
Progress: MODEL (94%)

The Progress domain measures growth on standardized assessments and progress towards graduation (for high schools only).



Climate: MODEL (94%)

The Climate domain measures school climate and student and parent/guardian engagement.



William Rowen School

School Code 753
 Sector District
 Address 6841 N. 19th St., 19126
 Phone/Fax 215-400-3550 / 215-400-3551
 Website <http://philasd.org/rowen/>

Report Type Elementary School
 Grades in Report K-5
 Enrollment 467
 Admissions Category Neighborhood
 Turnaround Model N/A

Performance Tiers

■ INTERVENE (0-24%)
 ■ WATCH (25-49%)
 ■ REINFORCE (50-74%)
 ■ MODEL (75-100%)

2015-16 2016-17 2017-18 3 YEAR AVG

OVERALL: WATCH (49%)

A school's overall score represents its combined performance on the Achievement, Progress, Climate, and College & Career (for high schools only) domains.



Achievement: INTERVENE (17%)

The Achievement domain measures performance on standardized assessments, including PSSA, Keystone Exams, ACCESS for ELLs, and reading assessments.



Progress: REINFORCE (65%)

The Progress domain measures growth on standardized assessments and progress towards graduation (for high schools only).



Climate: REINFORCE (59%)

The Climate domain measures school climate and student and parent/guardian engagement.

