

A. Philip Randolph Career and Technical High School

School Code 609
Sector District
Address 3101 Henry Ave., 19129
Phone/Fax 215-400-3840 / 215-400-3841
Website <http://philasd.org/randolph/>

Report Type High School
Grades in Report 9-12
Enrollment 493
Admissions Category Citywide
Turnaround Model N/A

Performance Tiers

■ INTERVENE (0-24%) ■ WATCH (25-49%) ■ REINFORCE (50-74%) ■ MODEL (75-100%)

2015-16 2016-17 2017-18 3 YEAR AVG

OVERALL: WATCH (25%)

A school's overall score represents its combined performance on the Achievement, Progress, Climate, and College & Career (for high schools only) domains.



Achievement: INTERVENE (0%)

The Achievement domain measures performance on standardized assessments, including PSSA, Keystone Exams, ACCESS for ELLs, and reading assessments.




Progress: INTERVENE (24%)

The Progress domain measures growth on standardized assessments and progress towards graduation (for high schools only).



Climate: REINFORCE (58%)

The Climate domain measures school climate and student and parent/guardian engagement.



College & Career: WATCH (35%)

The College & Career domain measures college and career readiness and post-secondary outcomes.



2017-2018 School Progress Report

Abraham Lincoln High School

School Code 801
Sector District
Address 3201 Ryan Ave., 19136
Phone/Fax 215-400-3300 / 215-400-3301
Website <http://philasd.org/lincoln>

Report Type High School
Grades in Report 9-12
Enrollment 1,657
Admissions Category Neighborhood
Turnaround Model N/A

Performance Tiers

■ INTERVENE (0-24%) ■ WATCH (25-49%) ■ REINFORCE (50-74%) ■ MODEL (75-100%)

2015-16 2016-17 2017-18 3 YEAR AVG

OVERALL: INTERVENE (15%)

A school's overall score represents its combined performance on the Achievement, Progress, Climate, and College & Career (for high schools only) domains.



Achievement: INTERVENE (1%)

The Achievement domain measures performance on standardized assessments, including PSSA, Keystone Exams, ACCESS for ELLs, and reading assessments.



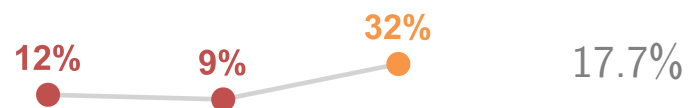
Progress: INTERVENE (19%)

The Progress domain measures growth on standardized assessments and progress towards graduation (for high schools only).



Climate: WATCH (32%)

The Climate domain measures school climate and student and parent/guardian engagement.



College & Career: INTERVENE (10%)

The College & Career domain measures college and career readiness and post-secondary outcomes.



Academy at Palumbo

School Code 262
 Sector District
 Address 1100 Catharine St., 19147
 Phone/Fax 215-400-8130 / 215-400-8131
 Website <http://philasd.org/palumbo>

Report Type High School
 Grades in Report 9-12
 Enrollment 924
 Admissions Category Special Admit
 Turnaround Model N/A

Performance Tiers

■ INTERVENE (0-24%) ■ WATCH (25-49%) ■ REINFORCE (50-74%) ■ MODEL (75-100%)

2015-16 2016-17 2017-18 3 YEAR AVG

OVERALL: REINFORCE (74%)

A school's overall score represents its combined performance on the Achievement, Progress, Climate, and College & Career (for high schools only) domains.



Achievement: REINFORCE (66%)

The Achievement domain measures performance on standardized assessments, including PSSA, Keystone Exams, ACCESS for ELLs, and reading assessments.



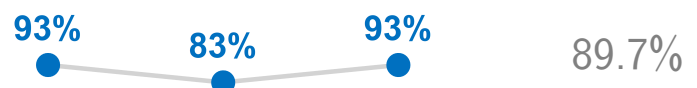
Progress: REINFORCE (68%)

The Progress domain measures growth on standardized assessments and progress towards graduation (for high schools only).



Climate: MODEL (93%)

The Climate domain measures school climate and student and parent/guardian engagement.



College & Career: MODEL (79%)

The College & Career domain measures college and career readiness and post-secondary outcomes.



Architecture and Design Charter School

School Code W17
Sector Charter
Address 105 S. 7th St., 19106
Phone/Fax 215-351-2900 / 215-351-9458
Website <http://www.chadphila.org/>

Report Type High School
Grades in Report 9-12
Enrollment 609
Admissions Category Citywide
Turnaround Model N/A

Performance Tiers

■ INTERVENE (0-24%) ■ WATCH (25-49%) ■ REINFORCE (50-74%) ■ MODEL (75-100%)

2015-16 2016-17 2017-18 3 YEAR AVG

OVERALL: INTERVENE (21%)

A school's overall score represents its combined performance on the Achievement, Progress, Climate, and College & Career (for high schools only) domains.




Achievement: INTERVENE (0%)

The Achievement domain measures performance on standardized assessments, including PSSA, Keystone Exams, ACCESS for ELLs, and reading assessments.



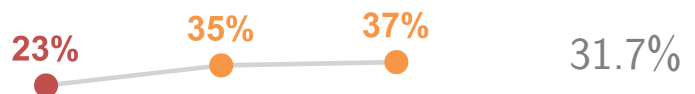
Progress: INTERVENE (22%)

The Progress domain measures growth on standardized assessments and progress towards graduation (for high schools only).



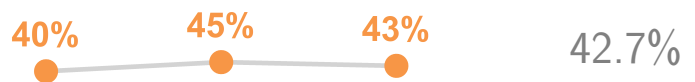
Climate: WATCH (37%)

The Climate domain measures school climate and student and parent/guardian engagement.



College & Career: WATCH (43%)

The College & Career domain measures college and career readiness and post-secondary outcomes.



Arts Academy at Benjamin Rush

School Code 804
Sector District
Address 11081 Knights Rd., 19154
Phone/Fax 215-400-3030 / 215-400-3031
Website <http://philasd.org/rush>

Report Type High School
Grades in Report 9-12
Enrollment 631
Admissions Category Special Admit
Turnaround Model N/A

Performance Tiers

■ INTERVENE (0-24%) ■ WATCH (25-49%) ■ REINFORCE (50-74%) ■ MODEL (75-100%)

2015-16 2016-17 2017-18 3 YEAR AVG

OVERALL: REINFORCE (52%)

A school's overall score represents its combined performance on the Achievement, Progress, Climate, and College & Career (for high schools only) domains.



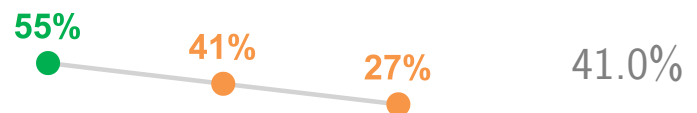
Achievement: WATCH (46%)

The Achievement domain measures performance on standardized assessments, including PSSA, Keystone Exams, ACCESS for ELLs, and reading assessments.



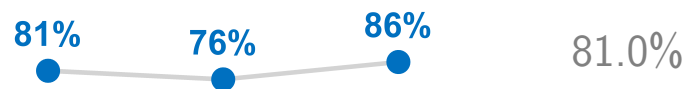
Progress: WATCH (27%)

The Progress domain measures growth on standardized assessments and progress towards graduation (for high schools only).



Climate: MODEL (86%)

The Climate domain measures school climate and student and parent/guardian engagement.



College & Career: MODEL (80%)

The College & Career domain measures college and career readiness and post-secondary outcomes.



Aspira Charter School at Olney

School Code X14
 Sector Charter
 Address 100 W. Duncannon Ave., 19120
 Phone/Fax 215-456-3014 / 215-456-3138
 Website <http://www.aspirapa.org/olney/>

Report Type High School
 Grades in Report 9-12
 Enrollment 2,006
 Admissions Category Neighborhood
 Turnaround Model Renaissance Charter

Performance Tiers

■ INTERVENE (0-24%) ■ WATCH (25-49%) ■ REINFORCE (50-74%) ■ MODEL (75-100%)

2015-16 2016-17 2017-18 3 YEAR AVG

OVERALL: INTERVENE (12%)

A school's overall score represents its combined performance on the Achievement, Progress, Climate, and College & Career (for high schools only) domains.



Achievement: INTERVENE (0%)

The Achievement domain measures performance on standardized assessments, including PSSA, Keystone Exams, ACCESS for ELLs, and reading assessments.



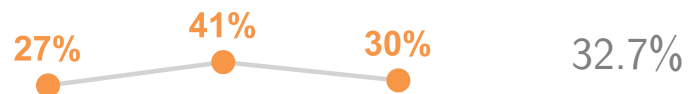
Progress: INTERVENE (14%)

The Progress domain measures growth on standardized assessments and progress towards graduation (for high schools only).



Climate: WATCH (30%)

The Climate domain measures school climate and student and parent/guardian engagement.



College & Career: INTERVENE (8%)

The College & Career domain measures college and career readiness and post-secondary outcomes.



2017-2018 School Progress Report

Benjamin Franklin High School

School Code 201
Sector District
Address 550 N. Broad St., 19130
Phone/Fax 215-400-7600 / 215-400-7601
Website <http://philasd.org/bfhs/>

Report Type High School
Grades in Report 9-12
Enrollment 506
Admissions Category Neighborhood
Turnaround Model N/A

Performance Tiers

■ INTERVENE (0-24%) ■ WATCH (25-49%) ■ REINFORCE (50-74%) ■ MODEL (75-100%)

2015-16 2016-17 2017-18 3 YEAR AVG

OVERALL: INTERVENE (6%)

A school's overall score represents its combined performance on the Achievement, Progress, Climate, and College & Career (for high schools only) domains.



Achievement: INTERVENE (0%)

The Achievement domain measures performance on standardized assessments, including PSSA, Keystone Exams, ACCESS for ELLs, and reading assessments.



Progress: INTERVENE (8%)

The Progress domain measures growth on standardized assessments and progress towards graduation (for high schools only).



Climate: INTERVENE (9%)

The Climate domain measures school climate and student and parent/guardian engagement.



College & Career: INTERVENE (5%)

The College & Career domain measures college and career readiness and post-secondary outcomes.



Boys Latin of Philadelphia Charter School

School Code W88
Sector Charter
Address 5501 Cedar Ave., 19143
Phone/Fax 215-387-5149 / 215-387-5159
Website <http://www.boyslatin.org/>

Report Type High School
Grades in Report 9-12
Enrollment 457
Admissions Category Citywide
Turnaround Model N/A


Performance Tiers

■ INTERVENE (0-24%) ■ WATCH (25-49%) ■ REINFORCE (50-74%) ■ MODEL (75-100%)

2015-16 2016-17 2017-18 3 YEAR AVG

OVERALL: WATCH (44%)

A school's overall score represents its combined performance on the Achievement, Progress, Climate, and College & Career (for high schools only) domains.



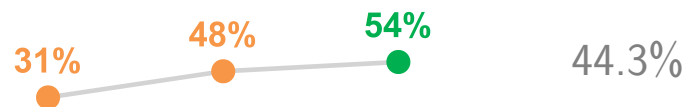
Achievement: INTERVENE (6%)

The Achievement domain measures performance on standardized assessments, including PSSA, Keystone Exams, ACCESS for ELLs, and reading assessments.



Progress: REINFORCE (54%)

The Progress domain measures growth on standardized assessments and progress towards graduation (for high schools only).



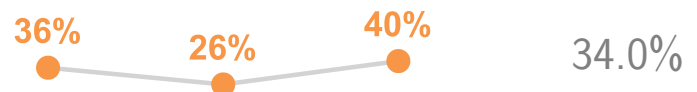
Climate: MODEL (81%)

The Climate domain measures school climate and student and parent/guardian engagement.



College & Career: WATCH (40%)

The College & Career domain measures college and career readiness and post-secondary outcomes.



2017-2018 School Progress Report

Building 21

School Code 561
Sector District
Address 6501 Limekiln Pike, 19138
Phone/Fax 215-400-7450 / 215-400-7451
Website <http://philasd.org/building21>

Report Type High School
Grades in Report 9-12
Enrollment 382
Admissions Category Citywide
Turnaround Model N/A

Performance Tiers

■ INTERVENE (0-24%) ■ WATCH (25-49%) ■ REINFORCE (50-74%) ■ MODEL (75-100%)

2015-16 2016-17 2017-18 3 YEAR AVG

OVERALL: INTERVENE (12%)

A school's overall score represents its combined performance on the Achievement, Progress, Climate, and College & Career (for high schools only) domains.



Achievement: INTERVENE (0%)

The Achievement domain measures performance on standardized assessments, including PSSA, Keystone Exams, ACCESS for ELLs, and reading assessments.



Progress: INTERVENE (12%)

The Progress domain measures growth on standardized assessments and progress towards graduation (for high schools only).



Climate: INTERVENE (21%)

The Climate domain measures school climate and student and parent/guardian engagement.



College & Career: WATCH (31%)

The College & Career domain measures college and career readiness and post-secondary outcomes.



Central High School

School Code 601
 Sector District
 Address 1700 W. Olney Ave., 19141
 Phone/Fax 215-400-3590 / 215-400-3591
 Website <http://philasd.org/centralhs>

Report Type High School
 Grades in Report 9-12
 Enrollment 2,386
 Admissions Category Special Admit
 Turnaround Model N/A

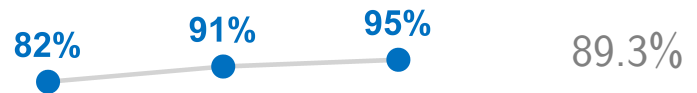
Performance Tiers

■ INTERVENE (0-24%) ■ WATCH (25-49%) ■ REINFORCE (50-74%) ■ MODEL (75-100%)

2015-16 2016-17 2017-18 3 YEAR AVG

OVERALL: MODEL (95%)

A school's overall score represents its combined performance on the Achievement, Progress, Climate, and College & Career (for high schools only) domains.



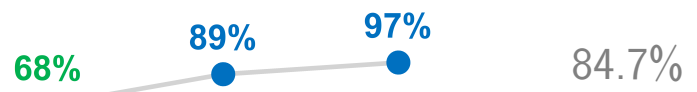
Achievement: MODEL (96%)

The Achievement domain measures performance on standardized assessments, including PSSA, Keystone Exams, ACCESS for ELLs, and reading assessments.



Progress: MODEL (97%)

The Progress domain measures growth on standardized assessments and progress towards graduation (for high schools only).



Climate: MODEL (91%)

The Climate domain measures school climate and student and parent/guardian engagement.



College & Career: MODEL (91%)

The College & Career domain measures college and career readiness and post-secondary outcomes.



Community Academy of Philadelphia Charter School

School Code W01
Sector Charter
Address 1100 E. Erie Ave., 19124
Phone/Fax 215-533-6700 / 215-533-6722
Website <http://www.communityacademy.org>

Report Type High School
Grades in Report 9-12
Enrollment 608
Admissions Category Citywide
Turnaround Model N/A

Performance Tiers

■ INTERVENE (0-24%) ■ WATCH (25-49%) ■ REINFORCE (50-74%) ■ MODEL (75-100%)

2015-16 2016-17 2017-18 3 YEAR AVG

OVERALL: REINFORCE (55%)

A school's overall score represents its combined performance on the Achievement, Progress, Climate, and College & Career (for high schools only) domains.



Achievement: INTERVENE (12%)

The Achievement domain measures performance on standardized assessments, including PSSA, Keystone Exams, ACCESS for ELLs, and reading assessments.



Progress: MODEL (84%)

The Progress domain measures growth on standardized assessments and progress towards graduation (for high schools only).



Climate: REINFORCE (69%)

The Climate domain measures school climate and student and parent/guardian engagement.



College & Career: WATCH (48%)

The College & Career domain measures college and career readiness and post-secondary outcomes.



Constitution High School

School Code 267
 Sector District
 Address 18 S. 7th St., 19106
 Phone/Fax 215-400-7850 / 215-400-7851
 Website <http://philasd.org/constitutionhs>

Report Type High School
 Grades in Report 9-12
 Enrollment 393
 Admissions Category Citywide
 Turnaround Model N/A

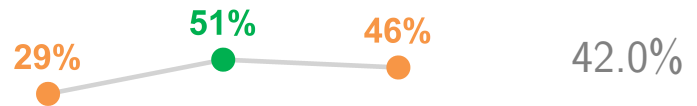
Performance Tiers

■ INTERVENE (0-24%) ■ WATCH (25-49%) ■ REINFORCE (50-74%) ■ MODEL (75-100%)

2015-16 2016-17 2017-18 3 YEAR AVG

OVERALL: WATCH (46%)

A school's overall score represents its combined performance on the Achievement, Progress, Climate, and College & Career (for high schools only) domains.



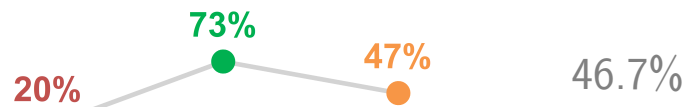
Achievement: INTERVENE (14%)

The Achievement domain measures performance on standardized assessments, including PSSA, Keystone Exams, ACCESS for ELLs, and reading assessments.



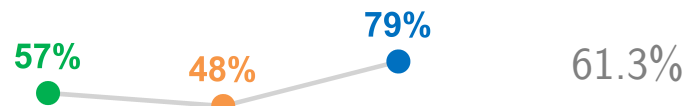
Progress: WATCH (47%)

The Progress domain measures growth on standardized assessments and progress towards graduation (for high schools only).



Climate: MODEL (79%)

The Climate domain measures school climate and student and parent/guardian engagement.



College & Career: REINFORCE (71%)

The College & Career domain measures college and career readiness and post-secondary outcomes.



Eastern University Academy Charter School

School Code W97
 Sector Charter
 Address 3300 Henry Ave., 19129
 Phone/Fax 215-769-3131 / 215-769-3112
 Website <http://www.euacademy.org/>

Report Type High School
 Grades in Report 9-12
 Enrollment 215
 Admissions Category Citywide
 Turnaround Model N/A

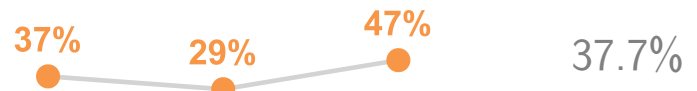
Performance Tiers

■ INTERVENE (0-24%) ■ WATCH (25-49%) ■ REINFORCE (50-74%) ■ MODEL (75-100%)

2015-16 2016-17 2017-18 3 YEAR AVG

OVERALL: WATCH (47%)

A school's overall score represents its combined performance on the Achievement, Progress, Climate, and College & Career (for high schools only) domains.



Achievement: INTERVENE (7%)

The Achievement domain measures performance on standardized assessments, including PSSA, Keystone Exams, ACCESS for ELLs, and reading assessments.



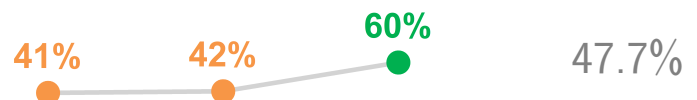
Progress: MODEL (81%)

The Progress domain measures growth on standardized assessments and progress towards graduation (for high schools only).



Climate: REINFORCE (60%)

The Climate domain measures school climate and student and parent/guardian engagement.



College & Career: INTERVENE (24%)

The College & Career domain measures college and career readiness and post-secondary outcomes.



Esperanza Academy Charter School

School Code W33
Sector Charter
Address 301 W. Hunting Park Ave., 19140
Phone/Fax 215-457-3667 / 215-457-4381
Website <http://esperanzaacademy.org>

Report Type High School
Grades in Report 9-12
Enrollment 758
Admissions Category Citywide
Turnaround Model N/A

Performance Tiers

■ INTERVENE (0-24%) ■ WATCH (25-49%) ■ REINFORCE (50-74%) ■ MODEL (75-100%)

2015-16 2016-17 2017-18 3 YEAR AVG

OVERALL: REINFORCE (54%)

A school's overall score represents its combined performance on the Achievement, Progress, Climate, and College & Career (for high schools only) domains.



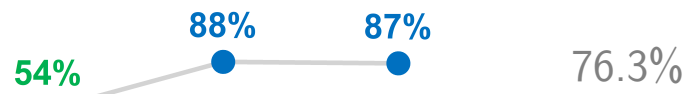
Achievement: INTERVENE (13%)

The Achievement domain measures performance on standardized assessments, including PSSA, Keystone Exams, ACCESS for ELLs, and reading assessments.



Progress: MODEL (87%)

The Progress domain measures growth on standardized assessments and progress towards graduation (for high schools only).



Climate: REINFORCE (55%)

The Climate domain measures school climate and student and parent/guardian engagement.



College & Career: WATCH (48%)

The College & Career domain measures college and career readiness and post-secondary outcomes.



First Philadelphia Preparatory Charter School

School Code	W64	Report Type	High School
Sector	Charter	Grades in Report	9-12
Address	4300 Tacony St., 19124	Enrollment	336
Phone/Fax	215-743-3100 / 215-743-9877	Admissions Category	Citywide With Criteria
Website	http://www.ap-schools.org/First-Phila-Prep	Turnaround Model	N/A

Performance Tiers

■ INTERVENE (0-24%)
 ■ WATCH (25-49%)
 ■ REINFORCE (50-74%)
 ■ MODEL (75-100%)

2015-16 2016-17 2017-18 3 YEAR AVG

OVERALL: INTERVENE (23%)

A school's overall score represents its combined performance on the Achievement, Progress, Climate, and College & Career (for high schools only) domains.



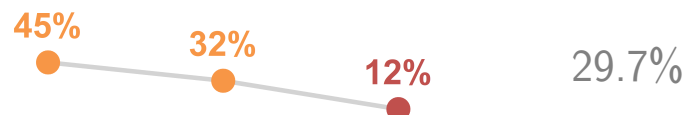
Achievement: INTERVENE (1%)

The Achievement domain measures performance on standardized assessments, including PSSA, Keystone Exams, ACCESS for ELLs, and reading assessments.



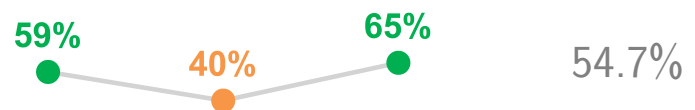
Progress: INTERVENE (12%)

The Progress domain measures growth on standardized assessments and progress towards graduation (for high schools only).



Climate: REINFORCE (65%)

The Climate domain measures school climate and student and parent/guardian engagement.



College & Career: WATCH (29%)

The College & Career domain measures college and career readiness and post-secondary outcomes.



Frankford High School

School Code 701
 Sector District
 Address 5000 Oxford Ave., 19124
 Phone/Fax 215-400-7200 / 215-400-7201
 Website <http://philasd.org/frankfordhs>

Report Type High School
 Grades in Report 9-12
 Enrollment 955
 Admissions Category Neighborhood
 Turnaround Model N/A

Performance Tiers

■ INTERVENE (0-24%) ■ WATCH (25-49%) ■ REINFORCE (50-74%) ■ MODEL (75-100%)

2015-16 2016-17 2017-18 3 YEAR AVG

OVERALL: INTERVENE (12%)

A school's overall score represents its combined performance on the Achievement, Progress, Climate, and College & Career (for high schools only) domains.



Achievement: INTERVENE (0%)

The Achievement domain measures performance on standardized assessments, including PSSA, Keystone Exams, ACCESS for ELLs, and reading assessments.




Progress: INTERVENE (15%)

The Progress domain measures growth on standardized assessments and progress towards graduation (for high schools only).



Climate: INTERVENE (24%)

The Climate domain measures school climate and student and parent/guardian engagement.



College & Career: INTERVENE (7%)

The College & Career domain measures college and career readiness and post-secondary outcomes.



2017-2018 School Progress Report

Franklin Learning Center

School Code 229
Sector District
Address 616 N. 15th St., 19130
Phone/Fax 215-400-7570 / 215-400-7571
Website <http://philasd.org/flc>

Report Type High School
Grades in Report 9-12
Enrollment 888
Admissions Category Special Admit
Turnaround Model N/A

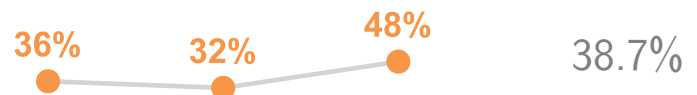
Performance Tiers

■ INTERVENE (0-24%) ■ WATCH (25-49%) ■ REINFORCE (50-74%) ■ MODEL (75-100%)

2015-16 2016-17 2017-18 3 YEAR AVG


OVERALL: WATCH (48%)

A school's overall score represents its combined performance on the Achievement, Progress, Climate, and College & Career (for high schools only) domains.



Achievement: INTERVENE (21%)

The Achievement domain measures performance on standardized assessments, including PSSA, Keystone Exams, ACCESS for ELLs, and reading assessments.



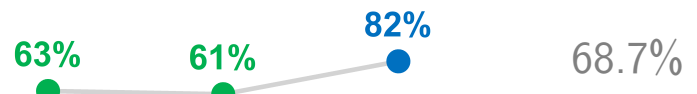
Progress: REINFORCE (54%)

The Progress domain measures growth on standardized assessments and progress towards graduation (for high schools only).



Climate: MODEL (82%)

The Climate domain measures school climate and student and parent/guardian engagement.



College & Career: WATCH (41%)

The College & Career domain measures college and career readiness and post-secondary outcomes.



Franklin Towne Charter High School

School Code W31
Sector Charter
Address 5301 Tacony St., 19137
Phone/Fax 215-289-5000 / 215-535-8910
Website <http://hs.franklintowne.org/>

Report Type High School
Grades in Report 9-12
Enrollment 1,169
Admissions Category Citywide With Criteria
Turnaround Model N/A

Performance Tiers

■ INTERVENE (0-24%) ■ WATCH (25-49%) ■ REINFORCE (50-74%) ■ MODEL (75-100%)

2015-16 2016-17 2017-18 3 YEAR AVG

OVERALL: MODEL (80%)

A school's overall score represents its combined performance on the Achievement, Progress, Climate, and College & Career (for high schools only) domains.



Achievement: REINFORCE (60%)

The Achievement domain measures performance on standardized assessments, including PSSA, Keystone Exams, ACCESS for ELLs, and reading assessments.



Progress: MODEL (98%)

The Progress domain measures growth on standardized assessments and progress towards graduation (for high schools only).



Climate: MODEL (89%)

The Climate domain measures school climate and student and parent/guardian engagement.



College & Career: REINFORCE (65%)

The College & Career domain measures college and career readiness and post-secondary outcomes.



2017-2018 School Progress Report

Freire Charter School

School Code W18
Sector Charter
Address 2027 Chestnut St., 19103
Phone/Fax 215-557-8555 / 215-557-9051
Website <http://www.freirecharterschool.org/>

Report Type High School
Grades in Report 9-12
Enrollment 481
Admissions Category Citywide
Turnaround Model N/A

Performance Tiers

■ INTERVENE (0-24%) ■ WATCH (25-49%) ■ REINFORCE (50-74%) ■ MODEL (75-100%)

2015-16 2016-17 2017-18 3 YEAR AVG

OVERALL: WATCH (38%)

A school's overall score represents its combined performance on the Achievement, Progress, Climate, and College & Career (for high schools only) domains.



Achievement: INTERVENE (11%)

The Achievement domain measures performance on standardized assessments, including PSSA, Keystone Exams, ACCESS for ELLs, and reading assessments.



Progress: WATCH (45%)

The Progress domain measures growth on standardized assessments and progress towards graduation (for high schools only).



Climate: REINFORCE (60%)

The Climate domain measures school climate and student and parent/guardian engagement.



College & Career: WATCH (47%)

The College & Career domain measures college and career readiness and post-secondary outcomes.



2017-2018 School Progress Report

Furness High School

School Code 216
Sector District
Address 1900 S. 3rd St., 19148
Phone/Fax 215-400-8300 / 215-400-8301
Website <http://philasd.org/furness>

Report Type High School
Grades in Report 9-12
Enrollment 669
Admissions Category Neighborhood
Turnaround Model N/A

Performance Tiers

■ INTERVENE (0-24%) ■ WATCH (25-49%) ■ REINFORCE (50-74%) ■ MODEL (75-100%)

2015-16 2016-17 2017-18 3 YEAR AVG

OVERALL: WATCH (26%)

A school's overall score represents its combined performance on the Achievement, Progress, Climate, and College & Career (for high schools only) domains.



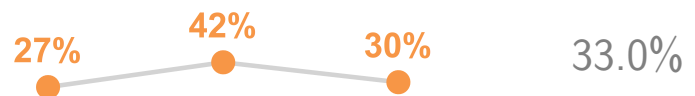
Achievement: INTERVENE (3%)

The Achievement domain measures performance on standardized assessments, including PSSA, Keystone Exams, ACCESS for ELLs, and reading assessments.




Progress: WATCH (30%)

The Progress domain measures growth on standardized assessments and progress towards graduation (for high schools only).



Climate: REINFORCE (61%)

The Climate domain measures school climate and student and parent/guardian engagement.



College & Career: INTERVENE (15%)

The College & Career domain measures college and career readiness and post-secondary outcomes.



2017-2018 School Progress Report

George Washington High School

School Code 803
Sector District
Address 10175 Bustleton Ave., 19116
Phone/Fax 215-400-3100 / 215-400-3101
Website <http://philasd.org/gwhs/>

Report Type High School
Grades in Report 9-12
Enrollment 1,277
Admissions Category Neighborhood
Turnaround Model N/A


Performance Tiers

■ INTERVENE (0-24%) ■ WATCH (25-49%) ■ REINFORCE (50-74%) ■ MODEL (75-100%)

2015-16 2016-17 2017-18 3 YEAR AVG

OVERALL: INTERVENE (22%)

A school's overall score represents its combined performance on the Achievement, Progress, Climate, and College & Career (for high schools only) domains.




Achievement: INTERVENE (8%)

The Achievement domain measures performance on standardized assessments, including PSSA, Keystone Exams, ACCESS for ELLs, and reading assessments.



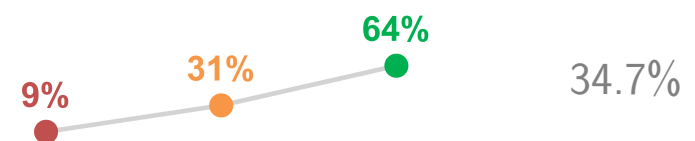
Progress: INTERVENE (12%)

The Progress domain measures growth on standardized assessments and progress towards graduation (for high schools only).



Climate: REINFORCE (64%)

The Climate domain measures school climate and student and parent/guardian engagement.



College & Career: INTERVENE (20%)

The College & Career domain measures college and career readiness and post-secondary outcomes.



Girard Academic Music Program

School Code 241
Sector District
Address 2136 W. Ritner St., 19145
Phone/Fax 215-400-8230 / 215-400-8231
Website <http://philasd.org/gamp>

Report Type High School
Grades in Report 9-12
Enrollment 253
Admissions Category Special Admit
Turnaround Model N/A

Performance Tiers

■ INTERVENE (0-24%) ■ WATCH (25-49%) ■ REINFORCE (50-74%) ■ MODEL (75-100%)

2015-16 2016-17 2017-18 3 YEAR AVG

OVERALL: REINFORCE (68%)

A school's overall score represents its combined performance on the Achievement, Progress, Climate, and College & Career (for high schools only) domains.



Achievement: REINFORCE (62%)

The Achievement domain measures performance on standardized assessments, including PSSA, Keystone Exams, ACCESS for ELLs, and reading assessments.



Progress: REINFORCE (60%)

The Progress domain measures growth on standardized assessments and progress towards graduation (for high schools only).



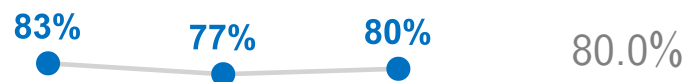
Climate: MODEL (82%)

The Climate domain measures school climate and student and parent/guardian engagement.



College & Career: MODEL (80%)

The College & Career domain measures college and career readiness and post-secondary outcomes.



High School for Creative and Performing Arts

School Code 202
Sector District
Address 901 S. Broad St., 19147
Phone/Fax 215-400-8140 / 215-400-8141
Website <http://philasd.org/capa>

Report Type High School
Grades in Report 9-12
Enrollment 707
Admissions Category Special Admit
Turnaround Model N/A

Performance Tiers

■ INTERVENE (0-24%) ■ WATCH (25-49%) ■ REINFORCE (50-74%) ■ MODEL (75-100%)

2015-16 2016-17 2017-18 3 YEAR AVG

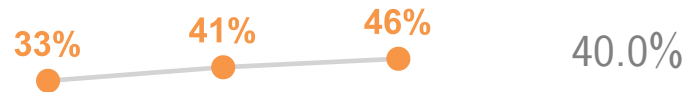
OVERALL: REINFORCE (55%)

A school's overall score represents its combined performance on the Achievement, Progress, Climate, and College & Career (for high schools only) domains.



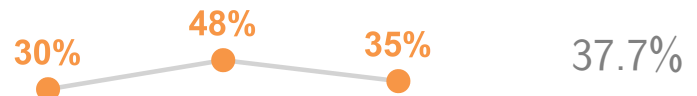
Achievement: WATCH (46%)

The Achievement domain measures performance on standardized assessments, including PSSA, Keystone Exams, ACCESS for ELLs, and reading assessments.



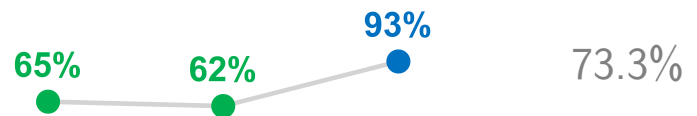
Progress: WATCH (35%)

The Progress domain measures growth on standardized assessments and progress towards graduation (for high schools only).



Climate: MODEL (93%)

The Climate domain measures school climate and student and parent/guardian engagement.



College & Career: REINFORCE (69%)

The College & Career domain measures college and career readiness and post-secondary outcomes.



High School of Engineering and Science

School Code 403
 Sector District
 Address 1600 W. Norris St., 19121
 Phone/Fax 215-400-7380 / 215-400-7381
 Website <http://philasd.org/hses>

Report Type High School
 Grades in Report 9-12
 Enrollment 777
 Admissions Category Special Admit
 Turnaround Model N/A

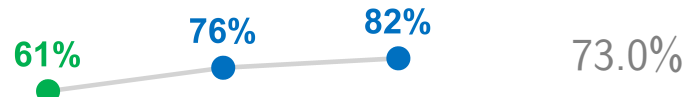
Performance Tiers

■ INTERVENE (0-24%) ■ WATCH (25-49%) ■ REINFORCE (50-74%) ■ MODEL (75-100%)

2015-16 2016-17 2017-18 3 YEAR AVG

OVERALL: MODEL (82%)

A school's overall score represents its combined performance on the Achievement, Progress, Climate, and College & Career (for high schools only) domains.



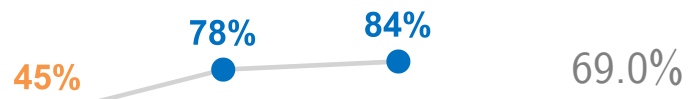
Achievement: REINFORCE (72%)

The Achievement domain measures performance on standardized assessments, including PSSA, Keystone Exams, ACCESS for ELLs, and reading assessments.



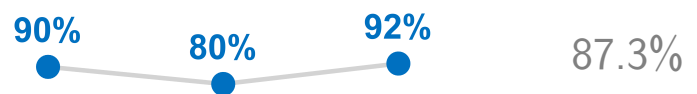
Progress: MODEL (84%)

The Progress domain measures growth on standardized assessments and progress towards graduation (for high schools only).



Climate: MODEL (92%)

The Climate domain measures school climate and student and parent/guardian engagement.



College & Career: MODEL (81%)

The College & Career domain measures college and career readiness and post-secondary outcomes.



High School of the Future

School Code 103
 Sector District
 Address 4021 Parkside Ave., 19104
 Phone/Fax 215-400-7790 / 215-400-7791
 Website <http://philasd.org/sof/>

Report Type High School
 Grades in Report 9-12
 Enrollment 488
 Admissions Category Citywide
 Turnaround Model N/A

Performance Tiers

■ INTERVENE (0-24%) ■ WATCH (25-49%) ■ REINFORCE (50-74%) ■ MODEL (75-100%)

2015-16 2016-17 2017-18 3 YEAR AVG

OVERALL: WATCH (25%)

A school's overall score represents its combined performance on the Achievement, Progress, Climate, and College & Career (for high schools only) domains.



Achievement: INTERVENE (0%)

The Achievement domain measures performance on standardized assessments, including PSSA, Keystone Exams, ACCESS for ELLs, and reading assessments.




Progress: INTERVENE (19%)

The Progress domain measures growth on standardized assessments and progress towards graduation (for high schools only).



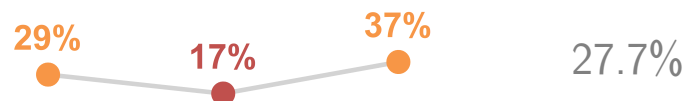
Climate: REINFORCE (65%)

The Climate domain measures school climate and student and parent/guardian engagement.



College & Career: WATCH (37%)

The College & Career domain measures college and career readiness and post-secondary outcomes.



Hill-Freedman World Academy

School Code 646
Sector District
Address 1100 E. Mt. Pleasant Ave., 19150
Phone/Fax 215-400-3530 / 215-400-3531
Website <http://philasd.org/hfwa>

Report Type High School
Grades in Report 9-12
Enrollment 389
Admissions Category Special Admit
Turnaround Model N/A

Performance Tiers

■ INTERVENE (0-24%) ■ WATCH (25-49%) ■ REINFORCE (50-74%) ■ MODEL (75-100%)

2015-16 2016-17 2017-18 3 YEAR AVG


OVERALL: REINFORCE (50%)

A school's overall score represents its combined performance on the Achievement, Progress, Climate, and College & Career (for high schools only) domains.



Achievement: WATCH (33%)

The Achievement domain measures performance on standardized assessments, including PSSA, Keystone Exams, ACCESS for ELLs, and reading assessments.



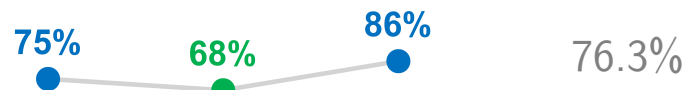
Progress: WATCH (43%)

The Progress domain measures growth on standardized assessments and progress towards graduation (for high schools only).



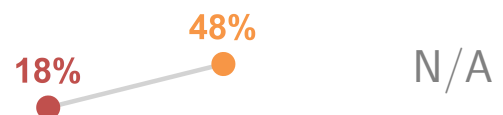
Climate: MODEL (86%)

The Climate domain measures school climate and student and parent/guardian engagement.



College & Career: WATCH (48%)

The College & Career domain measures college and career readiness and post-secondary outcomes.



Imhotep Institute Charter High School

School Code W09
Sector Charter
Address 6201 N. 21St Street, 19138
Phone/Fax 215-438-4140 / 215-438-4160
Website <https://www.imhotephighschool.com/>

Report Type High School
Grades in Report 9-12
Enrollment 569
Admissions Category Citywide
Turnaround Model N/A

Performance Tiers

■ INTERVENE (0-24%) ■ WATCH (25-49%) ■ REINFORCE (50-74%) ■ MODEL (75-100%)

2015-16 2016-17 2017-18 3 YEAR AVG

OVERALL: WATCH (25%)

A school's overall score represents its combined performance on the Achievement, Progress, Climate, and College & Career (for high schools only) domains.



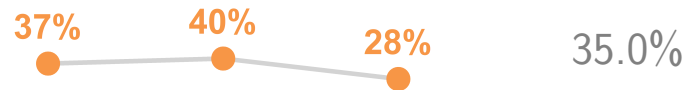
Achievement: INTERVENE (0%)

The Achievement domain measures performance on standardized assessments, including PSSA, Keystone Exams, ACCESS for ELLs, and reading assessments.




Progress: WATCH (28%)

The Progress domain measures growth on standardized assessments and progress towards graduation (for high schools only).



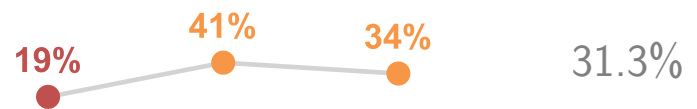
Climate: REINFORCE (52%)

The Climate domain measures school climate and student and parent/guardian engagement.



College & Career: WATCH (34%)

The College & Career domain measures college and career readiness and post-secondary outcomes.



2017-2018 School Progress Report

John Bartram High School

School Code 101
Sector District
Address 2401 S. 67th St., 19142
Phone/Fax 215-400-8100 / 215-400-8101
Website <http://philasd.org/bartram/>

Report Type High School
Grades in Report 9-12
Enrollment 561
Admissions Category Neighborhood
Turnaround Model N/A

Performance Tiers

■ INTERVENE (0-24%) ■ WATCH (25-49%) ■ REINFORCE (50-74%) ■ MODEL (75-100%)

2015-16 2016-17 2017-18 3 YEAR AVG

OVERALL: INTERVENE (13%)

A school's overall score represents its combined performance on the Achievement, Progress, Climate, and College & Career (for high schools only) domains.



Achievement: INTERVENE (0%)

The Achievement domain measures performance on standardized assessments, including PSSA, Keystone Exams, ACCESS for ELLs, and reading assessments.



Progress: WATCH (25%)

The Progress domain measures growth on standardized assessments and progress towards graduation (for high schools only).



Climate: INTERVENE (15%)

The Climate domain measures school climate and student and parent/guardian engagement.



College & Career: INTERVENE (6%)

The College & Career domain measures college and career readiness and post-secondary outcomes.



Jules E. Mastbaum Area Vocational Technical High School

School Code 506
Sector District
Address 3116 Frankford Ave., 19134
Phone/Fax 215-400-7220 / 215-400-7221
Website <http://philasd.org/mastbaum/>

Report Type High School
Grades in Report 9-12
Enrollment 792
Admissions Category Citywide
Turnaround Model N/A

Performance Tiers

■ INTERVENE (0-24%) ■ WATCH (25-49%) ■ REINFORCE (50-74%) ■ MODEL (75-100%)

2015-16 2016-17 2017-18 3 YEAR AVG

OVERALL: WATCH (25%)

A school's overall score represents its combined performance on the Achievement, Progress, Climate, and College & Career (for high schools only) domains.



Achievement: INTERVENE (4%)

The Achievement domain measures performance on standardized assessments, including PSSA, Keystone Exams, ACCESS for ELLs, and reading assessments.



Progress: WATCH (29%)

The Progress domain measures growth on standardized assessments and progress towards graduation (for high schools only).



Climate: WATCH (38%)

The Climate domain measures school climate and student and parent/guardian engagement.



College & Career: WATCH (48%)

The College & Career domain measures college and career readiness and post-secondary outcomes.



2017-2018 School Progress Report

Julia R. Masterman School

School Code 214
Sector District
Address 1699 Spring Garden St., 19130
Phone/Fax 215-400-7580 / 215-400-7581
Website <http://philasd.org/masterman>

Report Type High School
Grades in Report 9-12
Enrollment 451
Admissions Category Special Admit
Turnaround Model N/A

Performance Tiers

■ INTERVENE (0-24%) ■ WATCH (25-49%) ■ REINFORCE (50-74%) ■ MODEL (75-100%)

2015-16 2016-17 2017-18 3 YEAR AVG

OVERALL: MODEL (78%)

A school's overall score represents its combined performance on the Achievement, Progress, Climate, and College & Career (for high schools only) domains.



Achievement: MODEL (100%)

The Achievement domain measures performance on standardized assessments, including PSSA, Keystone Exams, ACCESS for ELLs, and reading assessments.



Progress: REINFORCE (51%)

The Progress domain measures growth on standardized assessments and progress towards graduation (for high schools only).



Climate: MODEL (92%)

The Climate domain measures school climate and student and parent/guardian engagement.



College & Career: MODEL (91%)

The College & Career domain measures college and career readiness and post-secondary outcomes.



KIPP DuBois Charter School

School Code	W53	Report Type	High School
Sector	Charter	Grades in Report	9-12
Address	5070 Parkside Ave., 19131	Enrollment	526
Phone/Fax	215-307-3465 / 215-307-3271	Admissions Category	Citywide With Criteria
Website	http://kippphiladelphia.org/our-schools/kipp-dubois-collegiate-academy/	Turnaround Model	N/A

Performance Tiers

■ INTERVENE (0-24%)
 ■ WATCH (25-49%)
 ■ REINFORCE (50-74%)
 ■ MODEL (75-100%)

2015-16 2016-17 2017-18 3 YEAR AVG

OVERALL: WATCH (31%)

A school's overall score represents its combined performance on the Achievement, Progress, Climate, and College & Career (for high schools only) domains.



Achievement: INTERVENE (5%)

The Achievement domain measures performance on standardized assessments, including PSSA, Keystone Exams, ACCESS for ELLs, and reading assessments.



Progress: WATCH (29%)

The Progress domain measures growth on standardized assessments and progress towards graduation (for high schools only).



Climate: REINFORCE (64%)

The Climate domain measures school climate and student and parent/guardian engagement.



College & Career: WATCH (40%)

The College & Career domain measures college and career readiness and post-secondary outcomes.



Kensington Health Sciences Academy

School Code 555
Sector District
Address 2463 Emerald St., 19125
Phone/Fax 215-400-3600 / 215-400-3601
Website <http://philasd.org/khsa/>

Report Type High School
Grades in Report 9-12
Enrollment 432
Admissions Category Neighborhood
Turnaround Model N/A

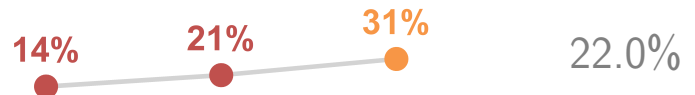
Performance Tiers

■ INTERVENE (0-24%) ■ WATCH (25-49%) ■ REINFORCE (50-74%) ■ MODEL (75-100%)

2015-16 2016-17 2017-18 3 YEAR AVG

OVERALL: WATCH (31%)

A school's overall score represents its combined performance on the Achievement, Progress, Climate, and College & Career (for high schools only) domains.



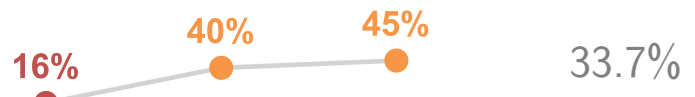
Achievement: INTERVENE (4%)

The Achievement domain measures performance on standardized assessments, including PSSA, Keystone Exams, ACCESS for ELLs, and reading assessments.




Progress: WATCH (45%)

The Progress domain measures growth on standardized assessments and progress towards graduation (for high schools only).



Climate: REINFORCE (53%)

The Climate domain measures school climate and student and parent/guardian engagement.



College & Career: INTERVENE (15%)

The College & Career domain measures college and career readiness and post-secondary outcomes.



2017-2018 School Progress Report

Kensington High School

School Code 570
Sector District
Address 2501 Coral St., 19125
Phone/Fax 215-400-7700 / 215-400-7701
Website <http://philasd.org/kensingtonhs>

Report Type High School
Grades in Report 9-12
Enrollment 579
Admissions Category Neighborhood
Turnaround Model N/A

Performance Tiers

■ INTERVENE (0-24%) ■ WATCH (25-49%) ■ REINFORCE (50-74%) ■ MODEL (75-100%)

2015-16 2016-17 2017-18 3 YEAR AVG

OVERALL: INTERVENE (8%)

A school's overall score represents its combined performance on the Achievement, Progress, Climate, and College & Career (for high schools only) domains.



Achievement: INTERVENE (0%)

The Achievement domain measures performance on standardized assessments, including PSSA, Keystone Exams, ACCESS for ELLs, and reading assessments.



Progress: INTERVENE (10%)

The Progress domain measures growth on standardized assessments and progress towards graduation (for high schools only).



Climate: INTERVENE (18%)

The Climate domain measures school climate and student and parent/guardian engagement.



College & Career: INTERVENE (4%)

The College & Career domain measures college and career readiness and post-secondary outcomes.



Kensington High School for Creative and Performing Arts

School Code 552
Sector District
Address 1901 N. Front St., 19122
Phone/Fax 215-400-7400 / 215-400-7401
Website <http://philasd.org/kcapa/>

Report Type High School
Grades in Report 9-12
Enrollment 493
Admissions Category Neighborhood
Turnaround Model N/A

Performance Tiers

■ INTERVENE (0-24%) ■ WATCH (25-49%) ■ REINFORCE (50-74%) ■ MODEL (75-100%)

2015-16 2016-17 2017-18 3 YEAR AVG

OVERALL: INTERVENE (18%)

A school's overall score represents its combined performance on the Achievement, Progress, Climate, and College & Career (for high schools only) domains.



Achievement: INTERVENE (1%)

The Achievement domain measures performance on standardized assessments, including PSSA, Keystone Exams, ACCESS for ELLs, and reading assessments.



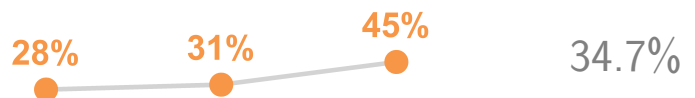
Progress: INTERVENE (18%)

The Progress domain measures growth on standardized assessments and progress towards graduation (for high schools only).




Climate: WATCH (45%)

The Climate domain measures school climate and student and parent/guardian engagement.



College & Career: INTERVENE (14%)

The College & Career domain measures college and career readiness and post-secondary outcomes.



Lankenau High School

School Code 654
 Sector District
 Address 201 Spring Lane, 19128
 Phone/Fax 215-400-3420 / 215-400-3421
 Website <http://philasd.org/lankenau>

Report Type High School
 Grades in Report 9-12
 Enrollment 348
 Admissions Category Special Admit
 Turnaround Model N/A


Performance Tiers

■ INTERVENE (0-24%) ■ WATCH (25-49%) ■ REINFORCE (50-74%) ■ MODEL (75-100%)

2015-16 2016-17 2017-18 3 YEAR AVG

OVERALL: REINFORCE (58%)

A school's overall score represents its combined performance on the Achievement, Progress, Climate, and College & Career (for high schools only) domains.



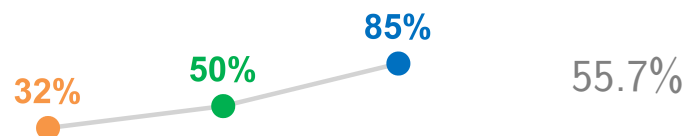
Achievement: INTERVENE (9%)

The Achievement domain measures performance on standardized assessments, including PSSA, Keystone Exams, ACCESS for ELLs, and reading assessments.



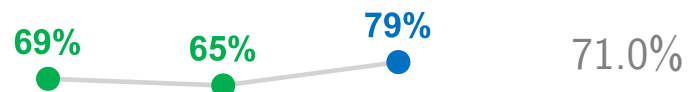
Progress: MODEL (85%)

The Progress domain measures growth on standardized assessments and progress towards graduation (for high schools only).



Climate: MODEL (79%)

The Climate domain measures school climate and student and parent/guardian engagement.



College & Career: REINFORCE (72%)

The College & Career domain measures college and career readiness and post-secondary outcomes.



Mariana Bracetti Academy Charter School

School Code W32
 Sector Charter
 Address 1840 Torresdale Ave., 19124
 Phone/Fax 215-291-4436 / 215-291-4985
 Website <http://www.mbacs.org>

Report Type High School
 Grades in Report 9-12
 Enrollment 480
 Admissions Category Citywide
 Turnaround Model N/A

Performance Tiers

■ INTERVENE (0-24%) ■ WATCH (25-49%) ■ REINFORCE (50-74%) ■ MODEL (75-100%)

2015-16 2016-17 2017-18 3 YEAR AVG

OVERALL: REINFORCE (58%)

A school's overall score represents its combined performance on the Achievement, Progress, Climate, and College & Career (for high schools only) domains.



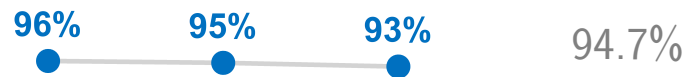
Achievement: INTERVENE (19%)

The Achievement domain measures performance on standardized assessments, including PSSA, Keystone Exams, ACCESS for ELLs, and reading assessments.



Progress: MODEL (93%)

The Progress domain measures growth on standardized assessments and progress towards graduation (for high schools only).



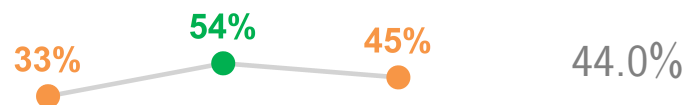
Climate: REINFORCE (67%)

The Climate domain measures school climate and student and parent/guardian engagement.



College & Career: WATCH (45%)

The College & Career domain measures college and career readiness and post-secondary outcomes.



Maritime Academy Charter School (MACHS)

School Code W66
Sector Charter
Address 2275 Bridge St., 19137
Phone/Fax 215-535-4555 / 215-535-4398
Website <http://www.maritimecharter.org/>

Report Type High School
Grades in Report 9-12
Enrollment 254
Admissions Category Citywide
Turnaround Model N/A

Performance Tiers

■ INTERVENE (0-24%) ■ WATCH (25-49%) ■ REINFORCE (50-74%) ■ MODEL (75-100%)

2015-16 2016-17 2017-18 3 YEAR AVG

OVERALL: WATCH (37%)

A school's overall score represents its combined performance on the Achievement, Progress, Climate, and College & Career (for high schools only) domains.



Achievement: INTERVENE (16%)

The Achievement domain measures performance on standardized assessments, including PSSA, Keystone Exams, ACCESS for ELLs, and reading assessments.



Progress: WATCH (31%)

The Progress domain measures growth on standardized assessments and progress towards graduation (for high schools only).




Climate: REINFORCE (74%)

The Climate domain measures school climate and student and parent/guardian engagement.



College & Career: WATCH (43%)

The College & Career domain measures college and career readiness and post-secondary outcomes.



Martin Luther King High School

School Code 606
 Sector District
 Address 6100 Stenton Ave., 19138
 Phone/Fax 215-400-3500 / 215-400-3501
 Website <http://philasd.org/mlkhs/>

Report Type High School
 Grades in Report 9-12
 Enrollment 667
 Admissions Category Neighborhood
 Turnaround Model Turnaround

Performance Tiers

■ INTERVENE (0-24%) ■ WATCH (25-49%) ■ REINFORCE (50-74%) ■ MODEL (75-100%)

2015-16 2016-17 2017-18 3 YEAR AVG

OVERALL: INTERVENE (10%)

A school's overall score represents its combined performance on the Achievement, Progress, Climate, and College & Career (for high schools only) domains.



Achievement: INTERVENE (0%)

The Achievement domain measures performance on standardized assessments, including PSSA, Keystone Exams, ACCESS for ELLs, and reading assessments.



Progress: INTERVENE (19%)

The Progress domain measures growth on standardized assessments and progress towards graduation (for high schools only).



Climate: INTERVENE (12%)

The Climate domain measures school climate and student and parent/guardian engagement.



College & Career: INTERVENE (3%)

The College & Career domain measures college and career readiness and post-secondary outcomes.



Mastery Charter School at Gratz

School Code X16
 Sector Charter
 Address 1798 W. Hunting Park Ave., 19140
 Phone/Fax 215-227-4408 / 215-227-3694
 Website <http://www.masterycharter.org/gratzprep>

Report Type High School
 Grades in Report 9-12
 Enrollment 1,240
 Admissions Category Neighborhood
 Turnaround Model Renaissance Charter

Performance Tiers

■ INTERVENE (0-24%) ■ WATCH (25-49%) ■ REINFORCE (50-74%) ■ MODEL (75-100%)

2015-16 2016-17 2017-18 3 YEAR AVG

OVERALL: INTERVENE (9%)

A school's overall score represents its combined performance on the Achievement, Progress, Climate, and College & Career (for high schools only) domains.



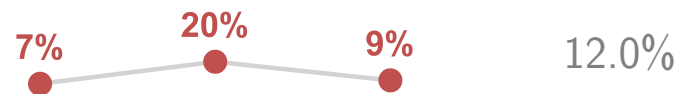
Achievement: INTERVENE (1%)

The Achievement domain measures performance on standardized assessments, including PSSA, Keystone Exams, ACCESS for ELLs, and reading assessments.



Progress: INTERVENE (9%)

The Progress domain measures growth on standardized assessments and progress towards graduation (for high schools only).



Climate: INTERVENE (21%)

The Climate domain measures school climate and student and parent/guardian engagement.



College & Career: INTERVENE (12%)

The College & Career domain measures college and career readiness and post-secondary outcomes.



Mastery Charter School at Hardy Williams

School Code	W23	Report Type	High School
Sector	Charter	Grades in Report	9-12
Address	5400 Warrington Ave., 19143	Enrollment	409
Phone/Fax	215-724-2343 / 215-729-1356	Admissions Category	Citywide With Criteria
Website	http://www.masterycharter.org/school/hardy-williams-high/	Turnaround Model	N/A

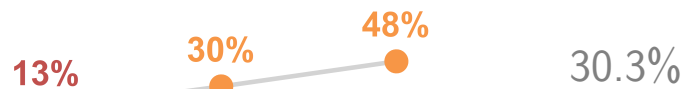
Performance Tiers

■ INTERVENE (0-24%)
 ■ WATCH (25-49%)
 ■ REINFORCE (50-74%)
 ■ MODEL (75-100%)

2015-16 2016-17 2017-18 3 YEAR AVG

OVERALL: WATCH (48%)

A school's overall score represents its combined performance on the Achievement, Progress, Climate, and College & Career (for high schools only) domains.



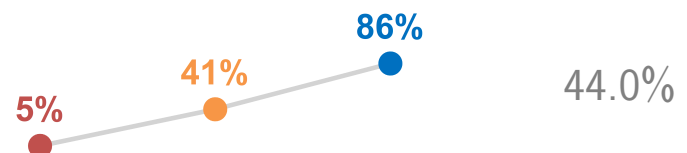
Achievement: INTERVENE (15%)

The Achievement domain measures performance on standardized assessments, including PSSA, Keystone Exams, ACCESS for ELLs, and reading assessments.



Progress: MODEL (86%)

The Progress domain measures growth on standardized assessments and progress towards graduation (for high schools only).



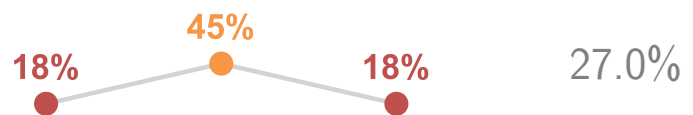
Climate: WATCH (39%)

The Climate domain measures school climate and student and parent/guardian engagement.



College & Career: INTERVENE (18%)

The College & Career domain measures college and career readiness and post-secondary outcomes.



Mastery Charter School at Lenfest

School Code W61
 Sector Charter
 Address 35 S. 4th St., 19106
 Phone/Fax 215-922-1902 / 215-922-1903
 Website <http://www.masterycharter.org/school/lenfest-campus/>

Report Type High School
 Grades in Report 9-12
 Enrollment 364
 Admissions Category Citywide With Criteria
 Turnaround Model N/A

Performance Tiers

■ INTERVENE (0-24%) ■ WATCH (25-49%) ■ REINFORCE (50-74%) ■ MODEL (75-100%)

2015-16 2016-17 2017-18 3 YEAR AVG

OVERALL: WATCH (42%)

A school's overall score represents its combined performance on the Achievement, Progress, Climate, and College & Career (for high schools only) domains.



Achievement: INTERVENE (20%)

The Achievement domain measures performance on standardized assessments, including PSSA, Keystone Exams, ACCESS for ELLs, and reading assessments.



Progress: REINFORCE (57%)

The Progress domain measures growth on standardized assessments and progress towards graduation (for high schools only).



Climate: REINFORCE (53%)

The Climate domain measures school climate and student and parent/guardian engagement.



College & Career: WATCH (26%)

The College & Career domain measures college and career readiness and post-secondary outcomes.



Mastery Charter School at Pickett

School Code W93
 Sector Charter
 Address 5700 Wayne Ave., 19144
 Phone/Fax 215-866-9000 / 215-866-9001
 Website <http://www.masterycharter.org/schools/pickett-campus/>

Report Type High School
 Grades in Report 9-12
 Enrollment 443
 Admissions Category Citywide With Criteria
 Turnaround Model N/A

Performance Tiers

■ INTERVENE (0-24%) ■ WATCH (25-49%) ■ REINFORCE (50-74%) ■ MODEL (75-100%)

2015-16 2016-17 2017-18 3 YEAR AVG

OVERALL: WATCH (36%)

A school's overall score represents its combined performance on the Achievement, Progress, Climate, and College & Career (for high schools only) domains.



Achievement: INTERVENE (8%)

The Achievement domain measures performance on standardized assessments, including PSSA, Keystone Exams, ACCESS for ELLs, and reading assessments.



Progress: REINFORCE (56%)

The Progress domain measures growth on standardized assessments and progress towards graduation (for high schools only).



Climate: WATCH (40%)

The Climate domain measures school climate and student and parent/guardian engagement.



College & Career: WATCH (32%)

The College & Career domain measures college and career readiness and post-secondary outcomes.



Mastery Charter School at Shoemaker

School Code W83
 Sector Charter
 Address 5301 Media St., 19131
 Phone/Fax 267-296-7111 / 267-296-7112
 Website <http://www.masterycharter.org/schools/shoemaker-campus/about-shoemaker.html>

Report Type High School
 Grades in Report 9-12
 Enrollment 507
 Admissions Category Citywide With Criteria
 Turnaround Model N/A

Performance Tiers

■ INTERVENE (0-24%) ■ WATCH (25-49%) ■ REINFORCE (50-74%) ■ MODEL (75-100%)

2015-16 2016-17 2017-18 3 YEAR AVG

OVERALL: WATCH (35%)

A school's overall score represents its combined performance on the Achievement, Progress, Climate, and College & Career (for high schools only) domains.



Achievement: INTERVENE (8%)

The Achievement domain measures performance on standardized assessments, including PSSA, Keystone Exams, ACCESS for ELLs, and reading assessments.



Progress: WATCH (38%)

The Progress domain measures growth on standardized assessments and progress towards graduation (for high schools only).



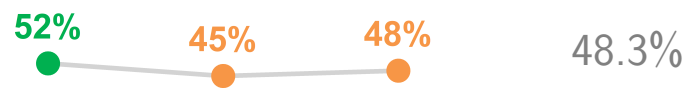
Climate: REINFORCE (61%)

The Climate domain measures school climate and student and parent/guardian engagement.



College & Career: WATCH (48%)

The College & Career domain measures college and career readiness and post-secondary outcomes.



Mastery Charter School at Thomas Campus

School Code	W85	Report Type	High School
Sector	Charter	Grades in Report	9-12
Address	927 Johnston St., 19148	Enrollment	433
Phone/Fax	267-236-0036 / 267-236-0030	Admissions Category	Citywide With Criteria
Website	http://www.masterycharter.org/school/thomas-elementary	Turnaround Model	N/A

Performance Tiers

■ INTERVENE (0-24%)
 ■ WATCH (25-49%)
 ■ REINFORCE (50-74%)
 ■ MODEL (75-100%)

2015-16 2016-17 2017-18 3 YEAR AVG

OVERALL: WATCH (48%)

A school's overall score represents its combined performance on the Achievement, Progress, Climate, and College & Career (for high schools only) domains.



Achievement: WATCH (31%)

The Achievement domain measures performance on standardized assessments, including PSSA, Keystone Exams, ACCESS for ELLs, and reading assessments.



Progress: REINFORCE (63%)

The Progress domain measures growth on standardized assessments and progress towards graduation (for high schools only).



Climate: REINFORCE (51%)

The Climate domain measures school climate and student and parent/guardian engagement.



College & Career: WATCH (33%)

The College & Career domain measures college and career readiness and post-secondary outcomes.



Math, Civics and Sciences Charter School

School Code W21
Sector Charter
Address 447 N. Broad St., 19123
Phone/Fax 215-923-4880 / N/A
Website <http://www.mcscs.org/>

Report Type High School
Grades in Report 9-12
Enrollment 309
Admissions Category Citywide
Turnaround Model N/A

Performance Tiers

■ INTERVENE (0-24%) ■ WATCH (25-49%) ■ REINFORCE (50-74%) ■ MODEL (75-100%)

2015-16 2016-17 2017-18 3 YEAR AVG

OVERALL: WATCH (28%)

A school's overall score represents its combined performance on the Achievement, Progress, Climate, and College & Career (for high schools only) domains.



Achievement: INTERVENE (0%)

The Achievement domain measures performance on standardized assessments, including PSSA, Keystone Exams, ACCESS for ELLs, and reading assessments.



Progress: WATCH (25%)

The Progress domain measures growth on standardized assessments and progress towards graduation (for high schools only).



Climate: REINFORCE (62%)

The Climate domain measures school climate and student and parent/guardian engagement.



College & Career: REINFORCE (50%)

The College & Career domain measures college and career readiness and post-secondary outcomes.



2017-2018 School Progress Report

Mathematics, Science, and Technology Community Charter School (MaST)

School Code W28
Sector Charter
Address 1800 Byberry Rd., 19116
Phone/Fax 267-348-1100 / N/A
Website <http://www.mastccs.org/>

Report Type High School
Grades in Report 9-12
Enrollment 427
Admissions Category Citywide
Turnaround Model N/A

Performance Tiers

■ INTERVENE (0-24%) ■ WATCH (25-49%) ■ REINFORCE (50-74%) ■ MODEL (75-100%)

2015-16 2016-17 2017-18 3 YEAR AVG

OVERALL: REINFORCE (69%)

A school's overall score represents its combined performance on the Achievement, Progress, Climate, and College & Career (for high schools only) domains.



Achievement: REINFORCE (57%)

The Achievement domain measures performance on standardized assessments, including PSSA, Keystone Exams, ACCESS for ELLs, and reading assessments.



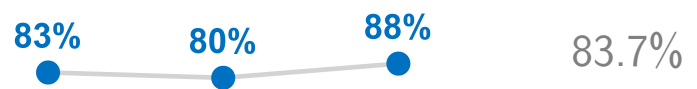
Progress: REINFORCE (65%)

The Progress domain measures growth on standardized assessments and progress towards graduation (for high schools only).



Climate: MODEL (88%)

The Climate domain measures school climate and student and parent/guardian engagement.



College & Career: MODEL (80%)

The College & Career domain measures college and career readiness and post-secondary outcomes.



Motivation High School

School Code 119
 Sector District
 Address 5900 Baltimore Ave., 19143
 Phone/Fax 215-400-7930 / 215-400-7931
 Website <http://philasd.org/motivationhs>

Report Type High School
 Grades in Report 9-12
 Enrollment 411
 Admissions Category Special Admit
 Turnaround Model N/A

Performance Tiers

■ INTERVENE (0-24%) ■ WATCH (25-49%) ■ REINFORCE (50-74%) ■ MODEL (75-100%)

2015-16 2016-17 2017-18 3 YEAR AVG

OVERALL: WATCH (30%)

A school's overall score represents its combined performance on the Achievement, Progress, Climate, and College & Career (for high schools only) domains.



Achievement: INTERVENE (3%)

The Achievement domain measures performance on standardized assessments, including PSSA, Keystone Exams, ACCESS for ELLs, and reading assessments.



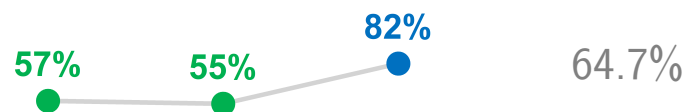
Progress: INTERVENE (23%)

The Progress domain measures growth on standardized assessments and progress towards graduation (for high schools only).




Climate: MODEL (82%)

The Climate domain measures school climate and student and parent/guardian engagement.



College & Career: WATCH (27%)

The College & Career domain measures college and career readiness and post-secondary outcomes.



Multicultural Academy Charter School

School Code W12
Sector Charter
Address 3821 N. Broad St., 19140
Phone/Fax 215-227-0513 / 215-227-0415
Website <http://www.macs.k12.pa.us/>

Report Type High School
Grades in Report 9-12
Enrollment 279
Admissions Category Citywide
Turnaround Model N/A

Performance Tiers

■ INTERVENE (0-24%) ■ WATCH (25-49%) ■ REINFORCE (50-74%) ■ MODEL (75-100%)

2015-16 2016-17 2017-18 3 YEAR AVG

OVERALL: REINFORCE (58%)

A school's overall score represents its combined performance on the Achievement, Progress, Climate, and College & Career (for high schools only) domains.



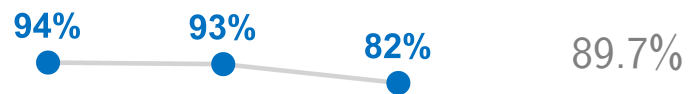
Achievement: INTERVENE (10%)

The Achievement domain measures performance on standardized assessments, including PSSA, Keystone Exams, ACCESS for ELLs, and reading assessments.



Progress: MODEL (82%)

The Progress domain measures growth on standardized assessments and progress towards graduation (for high schools only).



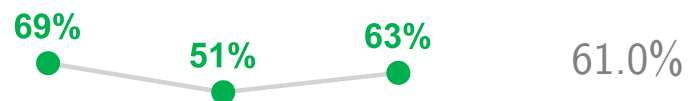
Climate: MODEL (77%)

The Climate domain measures school climate and student and parent/guardian engagement.



College & Career: REINFORCE (63%)

The College & Career domain measures college and career readiness and post-secondary outcomes.



Murrell Dobbins Career and Technical High School

School Code 406
Sector District
Address 2150 W. Lehigh Ave., 19132
Phone/Fax 215-400-7050 / 215-400-7051
Website <http://philasd.org/dobbins>

Report Type High School
Grades in Report 9-12
Enrollment 610
Admissions Category Citywide
Turnaround Model N/A


Performance Tiers

■ INTERVENE (0-24%) ■ WATCH (25-49%) ■ REINFORCE (50-74%) ■ MODEL (75-100%)

2015-16 2016-17 2017-18 3 YEAR AVG

OVERALL: INTERVENE (22%)

A school's overall score represents its combined performance on the Achievement, Progress, Climate, and College & Career (for high schools only) domains.




Achievement: INTERVENE (0%)

The Achievement domain measures performance on standardized assessments, including PSSA, Keystone Exams, ACCESS for ELLs, and reading assessments.




Progress: INTERVENE (22%)

The Progress domain measures growth on standardized assessments and progress towards graduation (for high schools only).




Climate: WATCH (39%)

The Climate domain measures school climate and student and parent/guardian engagement.



College & Career: REINFORCE (50%)

The College & Career domain measures college and career readiness and post-secondary outcomes.



New Foundations Charter School

School Code W34
Sector Charter
Address 8001 Torresdale Ave., 19136
Phone/Fax 215-624-8100 / 215-624-0600
Website <http://www.nfcsonline.org/>

Report Type High School
Grades in Report 9-12
Enrollment 766
Admissions Category Citywide With Criteria
Turnaround Model N/A

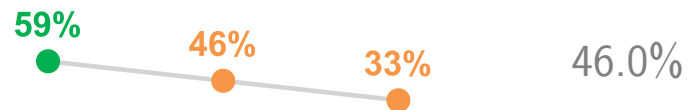
Performance Tiers

■ INTERVENE (0-24%) ■ WATCH (25-49%) ■ REINFORCE (50-74%) ■ MODEL (75-100%)

2015-16 2016-17 2017-18 3 YEAR AVG

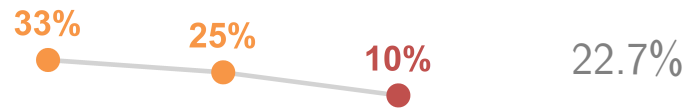
OVERALL: WATCH (33%)

A school's overall score represents its combined performance on the Achievement, Progress, Climate, and College & Career (for high schools only) domains.



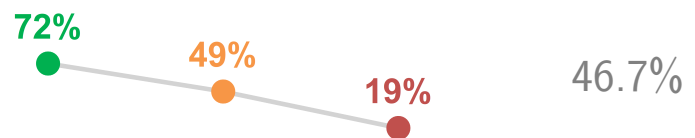
Achievement: INTERVENE (10%)

The Achievement domain measures performance on standardized assessments, including PSSA, Keystone Exams, ACCESS for ELLs, and reading assessments.



Progress: INTERVENE (19%)

The Progress domain measures growth on standardized assessments and progress towards graduation (for high schools only).



Climate: MODEL (75%)

The Climate domain measures school climate and student and parent/guardian engagement.



College & Career: REINFORCE (63%)

The College & Career domain measures college and career readiness and post-secondary outcomes.



Northeast High School

School Code 802
Sector District
Address 1601 Cottman Ave., 19111
Phone/Fax 215-400-3200 / 215-400-3201
Website <http://philasd.org/nehs>

Report Type High School
Grades in Report 9-12
Enrollment 3,363
Admissions Category Neighborhood
Turnaround Model N/A

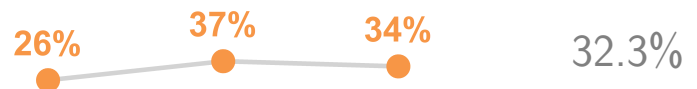
Performance Tiers

■ INTERVENE (0-24%) ■ WATCH (25-49%) ■ REINFORCE (50-74%) ■ MODEL (75-100%)

2015-16 2016-17 2017-18 3 YEAR AVG

OVERALL: WATCH (34%)

A school's overall score represents its combined performance on the Achievement, Progress, Climate, and College & Career (for high schools only) domains.



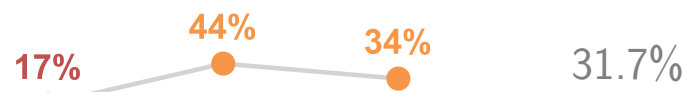
Achievement: INTERVENE (19%)

The Achievement domain measures performance on standardized assessments, including PSSA, Keystone Exams, ACCESS for ELLs, and reading assessments.



Progress: WATCH (34%)

The Progress domain measures growth on standardized assessments and progress towards graduation (for high schools only).



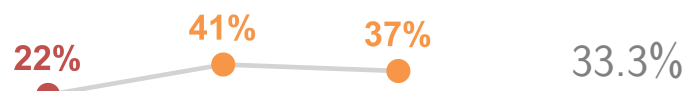
Climate: REINFORCE (56%)

The Climate domain measures school climate and student and parent/guardian engagement.



College & Career: WATCH (37%)

The College & Career domain measures college and career readiness and post-secondary outcomes.



Overbrook High School

School Code 402
 Sector District
 Address 5898 Lancaster Ave., 19131
 Phone/Fax 215-400-7300 / 215-400-7301
 Website <http://philasd.org/overbrookhs/>

Report Type High School
 Grades in Report 9-12
 Enrollment 568
 Admissions Category Neighborhood
 Turnaround Model N/A

Performance Tiers

■ INTERVENE (0-24%) ■ WATCH (25-49%) ■ REINFORCE (50-74%) ■ MODEL (75-100%)

2015-16 2016-17 2017-18 3 YEAR AVG

OVERALL: INTERVENE (7%)

A school's overall score represents its combined performance on the Achievement, Progress, Climate, and College & Career (for high schools only) domains.



Achievement: INTERVENE (0%)

The Achievement domain measures performance on standardized assessments, including PSSA, Keystone Exams, ACCESS for ELLs, and reading assessments.



Progress: INTERVENE (14%)

The Progress domain measures growth on standardized assessments and progress towards graduation (for high schools only).



Climate: INTERVENE (3%)

The Climate domain measures school climate and student and parent/guardian engagement.



College & Career: INTERVENE (7%)

The College & Career domain measures college and career readiness and post-secondary outcomes.



Parkway Center City Middle College High School

School Code 508
Sector District
Address 540 N. 13th St., 19123
Phone/Fax 215-400-7620 / 215-400-7621
Website <http://philasd.org/parkwaycc>

Report Type High School
Grades in Report 9-12
Enrollment 478
Admissions Category Special Admit
Turnaround Model School Redesign Initiative

Performance Tiers

■ INTERVENE (0-24%) ■ WATCH (25-49%) ■ REINFORCE (50-74%) ■ MODEL (75-100%)

2015-16 2016-17 2017-18 3 YEAR AVG

OVERALL: REINFORCE (61%)

A school's overall score represents its combined performance on the Achievement, Progress, Climate, and College & Career (for high schools only) domains.



Achievement: WATCH (34%)

The Achievement domain measures performance on standardized assessments, including PSSA, Keystone Exams, ACCESS for ELLs, and reading assessments.




Progress: REINFORCE (73%)

The Progress domain measures growth on standardized assessments and progress towards graduation (for high schools only).



Climate: MODEL (75%)

The Climate domain measures school climate and student and parent/guardian engagement.



College & Career: REINFORCE (71%)

The College & Career domain measures college and career readiness and post-secondary outcomes.



Parkway Northwest High School

School Code 507
 Sector District
 Address 6200 Crittenden St., 19138
 Phone/Fax 215-400-3390 / 215-400-3391
 Website <http://philasd.org/parkwaynw>

Report Type High School
 Grades in Report 9-12
 Enrollment 260
 Admissions Category Special Admit
 Turnaround Model N/A

Performance Tiers

■ INTERVENE (0-24%) ■ WATCH (25-49%) ■ REINFORCE (50-74%) ■ MODEL (75-100%)

2015-16 2016-17 2017-18 3 YEAR AVG

OVERALL: WATCH (28%)

A school's overall score represents its combined performance on the Achievement, Progress, Climate, and College & Career (for high schools only) domains.



Achievement: INTERVENE (3%)

The Achievement domain measures performance on standardized assessments, including PSSA, Keystone Exams, ACCESS for ELLs, and reading assessments.




Progress: INTERVENE (21%)

The Progress domain measures growth on standardized assessments and progress towards graduation (for high schools only).



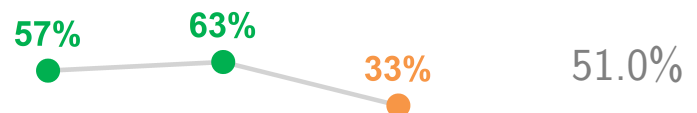
Climate: REINFORCE (74%)

The Climate domain measures school climate and student and parent/guardian engagement.



College & Career: WATCH (33%)

The College & Career domain measures college and career readiness and post-secondary outcomes.



2017-2018 School Progress Report

Parkway West High School

School Code 509
Sector District
Address 4725 Fairmount Ave., 19139
Phone/Fax 215-400-7710 / 215-400-7711
Website <http://philasd.org/parkwaywest>

Report Type High School
Grades in Report 9-12
Enrollment 315
Admissions Category Special Admit
Turnaround Model N/A

Performance Tiers

■ INTERVENE (0-24%) ■ WATCH (25-49%) ■ REINFORCE (50-74%) ■ MODEL (75-100%)

2015-16 2016-17 2017-18 3 YEAR AVG

OVERALL: INTERVENE (21%)

A school's overall score represents its combined performance on the Achievement, Progress, Climate, and College & Career (for high schools only) domains.



Achievement: INTERVENE (5%)

The Achievement domain measures performance on standardized assessments, including PSSA, Keystone Exams, ACCESS for ELLs, and reading assessments.



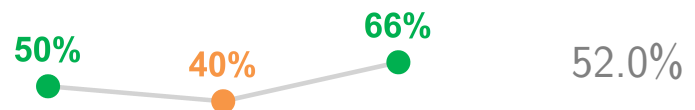
Progress: INTERVENE (10%)

The Progress domain measures growth on standardized assessments and progress towards graduation (for high schools only).




Climate: REINFORCE (66%)

The Climate domain measures school climate and student and parent/guardian engagement.



College & Career: INTERVENE (21%)

The College & Career domain measures college and career readiness and post-secondary outcomes.



Paul Robeson High School for Human Services

School Code 105
Sector District
Address 4125 Ludlow St., 19104
Phone/Fax 215-400-7780 / 215-400-7781
Website <http://philasd.org/robeson>

Report Type High School
Grades in Report 9-12
Enrollment 299
Admissions Category Citywide
Turnaround Model N/A

Performance Tiers

■ INTERVENE (0-24%) ■ WATCH (25-49%) ■ REINFORCE (50-74%) ■ MODEL (75-100%)

2015-16 2016-17 2017-18 3 YEAR AVG

OVERALL: WATCH (44%)

A school's overall score represents its combined performance on the Achievement, Progress, Climate, and College & Career (for high schools only) domains.



Achievement: INTERVENE (3%)

The Achievement domain measures performance on standardized assessments, including PSSA, Keystone Exams, ACCESS for ELLs, and reading assessments.



Progress: REINFORCE (65%)

The Progress domain measures growth on standardized assessments and progress towards graduation (for high schools only).



Climate: REINFORCE (62%)

The Climate domain measures school climate and student and parent/guardian engagement.



College & Career: REINFORCE (55%)

The College & Career domain measures college and career readiness and post-secondary outcomes.



2017-2018 School Progress Report

Penn Treaty High School

School Code 516
Sector District
Address 600 E. Thompson St., 19125
Phone/Fax 215-400-3800 / 215-400-3801
Website <http://philasd.org/penntreaty>

Report Type High School
Grades in Report 9-12
Enrollment 342
Admissions Category Neighborhood
Turnaround Model N/A

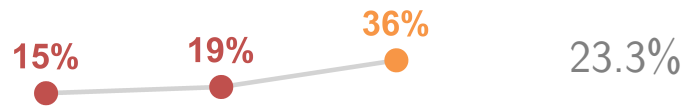
Performance Tiers

■ INTERVENE (0-24%) ■ WATCH (25-49%) ■ REINFORCE (50-74%) ■ MODEL (75-100%)

2015-16 2016-17 2017-18 3 YEAR AVG

OVERALL: WATCH (36%)

A school's overall score represents its combined performance on the Achievement, Progress, Climate, and College & Career (for high schools only) domains.



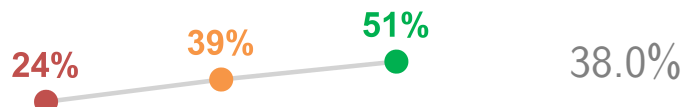
Achievement: INTERVENE (5%)

The Achievement domain measures performance on standardized assessments, including PSSA, Keystone Exams, ACCESS for ELLs, and reading assessments.



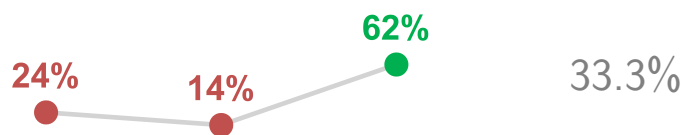
Progress: REINFORCE (51%)

The Progress domain measures growth on standardized assessments and progress towards graduation (for high schools only).



Climate: REINFORCE (62%)

The Climate domain measures school climate and student and parent/guardian engagement.



College & Career: INTERVENE (13%)

The College & Career domain measures college and career readiness and post-secondary outcomes.



People for People Charter School

School Code W35
 Sector Charter
 Address 800 N. Broad St., 19130
 Phone/Fax 215-763-7060 / 215-763-6210
 Website <https://www.pfpcs.org>

Report Type High School
 Grades in Report 9-11
 Enrollment 67
 Admissions Category Citywide
 Turnaround Model N/A

Performance Tiers

■ INTERVENE (0-24%) ■ WATCH (25-49%) ■ REINFORCE (50-74%) ■ MODEL (75-100%)

2015-16 2016-17 2017-18 3 YEAR AVG

OVERALL: WATCH (38%)

A school's overall score represents its combined performance on the Achievement, Progress, Climate, and College & Career (for high schools only) domains.

38%
●

N/A

Achievement: INTERVENE (8%)

The Achievement domain measures performance on standardized assessments, including PSSA, Keystone Exams, ACCESS for ELLs, and reading assessments.

8%
●

N/A

Progress: WATCH (47%)

The Progress domain measures growth on standardized assessments and progress towards graduation (for high schools only).

47%
●

N/A

Climate: REINFORCE (66%)

The Climate domain measures school climate and student and parent/guardian engagement.

66%
●

N/A

College & Career: INSUFFICIENT DATA

The College & Career domain measures college and career readiness and post-secondary outcomes.

N/A

Philadelphia Academy Charter School

School Code W22
Sector Charter
Address 11000 Roosevelt Blvd., 19116
Phone/Fax 215-676-8320 / 215-676-8340
Website <http://www.philadelphiaacademy.org>

Report Type High School
Grades in Report 9-12
Enrollment 432
Admissions Category Citywide
Turnaround Model N/A

Performance Tiers

■ INTERVENE (0-24%) ■ WATCH (25-49%) ■ REINFORCE (50-74%) ■ MODEL (75-100%)

2015-16 2016-17 2017-18 3 YEAR AVG

OVERALL: WATCH (44%)

A school's overall score represents its combined performance on the Achievement, Progress, Climate, and College & Career (for high schools only) domains.



Achievement: INTERVENE (23%)

The Achievement domain measures performance on standardized assessments, including PSSA, Keystone Exams, ACCESS for ELLs, and reading assessments.



Progress: WATCH (45%)

The Progress domain measures growth on standardized assessments and progress towards graduation (for high schools only).



Climate: REINFORCE (65%)

The Climate domain measures school climate and student and parent/guardian engagement.



College & Career: REINFORCE (60%)

The College & Career domain measures college and career readiness and post-secondary outcomes.



Philadelphia Electrical and Technology Charter School

School Code W58
Sector Charter
Address 1420 Chestnut St., 19102
Phone/Fax 267-514-1823 / 267-514-1834
Website <http://www.petchs.org/>

Report Type High School
Grades in Report 9-12
Enrollment 614
Admissions Category Citywide
Turnaround Model N/A

Performance Tiers

■ INTERVENE (0-24%) ■ WATCH (25-49%) ■ REINFORCE (50-74%) ■ MODEL (75-100%)

2015-16 2016-17 2017-18 3 YEAR AVG

OVERALL: WATCH (46%)

A school's overall score represents its combined performance on the Achievement, Progress, Climate, and College & Career (for high schools only) domains.



Achievement: INTERVENE (5%)

The Achievement domain measures performance on standardized assessments, including PSSA, Keystone Exams, ACCESS for ELLs, and reading assessments.



Progress: MODEL (82%)

The Progress domain measures growth on standardized assessments and progress towards graduation (for high schools only).



Climate: WATCH (40%)

The Climate domain measures school climate and student and parent/guardian engagement.



College & Career: WATCH (34%)

The College & Career domain measures college and career readiness and post-secondary outcomes.



Philadelphia High School for Girls

School Code 605
Sector District
Address 1400 W. Olney Ave., 19141
Phone/Fax 215-400-3700 / 215-400-3701
Website <http://philasd.org/girlshs>

Report Type High School
Grades in Report 9-12
Enrollment 990
Admissions Category Special Admit
Turnaround Model N/A

Performance Tiers

■ INTERVENE (0-24%) ■ WATCH (25-49%) ■ REINFORCE (50-74%) ■ MODEL (75-100%)

2015-16 2016-17 2017-18 3 YEAR AVG

OVERALL: REINFORCE (72%)

A school's overall score represents its combined performance on the Achievement, Progress, Climate, and College & Career (for high schools only) domains.



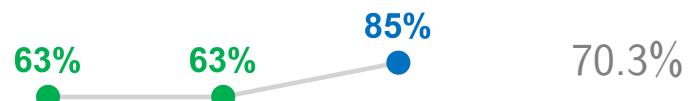
Achievement: WATCH (48%)

The Achievement domain measures performance on standardized assessments, including PSSA, Keystone Exams, ACCESS for ELLs, and reading assessments.



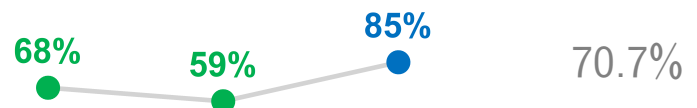
Progress: MODEL (85%)

The Progress domain measures growth on standardized assessments and progress towards graduation (for high schools only).



Climate: MODEL (85%)

The Climate domain measures school climate and student and parent/guardian engagement.



College & Career: REINFORCE (74%)

The College & Career domain measures college and career readiness and post-secondary outcomes.



Philadelphia Military Academy

School Code 505
Sector District
Address 2118 N. 13th St., 19122
Phone/Fax 215-400-7420 / 215-400-7421
Website <http://philasd.org/pma/>

Report Type High School
Grades in Report 9-12
Enrollment 311
Admissions Category Citywide
Turnaround Model N/A

Performance Tiers

■ INTERVENE (0-24%) ■ WATCH (25-49%) ■ REINFORCE (50-74%) ■ MODEL (75-100%)

2015-16 2016-17 2017-18 3 YEAR AVG

OVERALL: WATCH (48%)

A school's overall score represents its combined performance on the Achievement, Progress, Climate, and College & Career (for high schools only) domains.



Achievement: INTERVENE (7%)

The Achievement domain measures performance on standardized assessments, including PSSA, Keystone Exams, ACCESS for ELLs, and reading assessments.




Progress: MODEL (77%)

The Progress domain measures growth on standardized assessments and progress towards graduation (for high schools only).



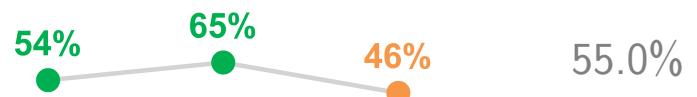
Climate: REINFORCE (63%)

The Climate domain measures school climate and student and parent/guardian engagement.



College & Career: WATCH (46%)

The College & Career domain measures college and career readiness and post-secondary outcomes.



Philadelphia Performing Arts: A String Theory Charter School

School Code W36
Sector Charter
Address 2600 S. Broad St., 19145
Phone/Fax 215-551-4000 / 215-551-1113
Website <http://www.stringtheoryschools.org>

Report Type High School
Grades in Report 9-12
Enrollment 716
Admissions Category Citywide With Criteria
Turnaround Model N/A

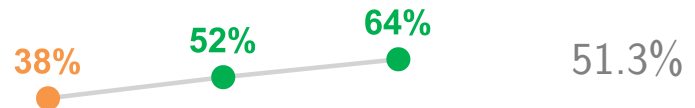
Performance Tiers

■ INTERVENE (0-24%) ■ WATCH (25-49%) ■ REINFORCE (50-74%) ■ MODEL (75-100%)

2015-16 2016-17 2017-18 3 YEAR AVG

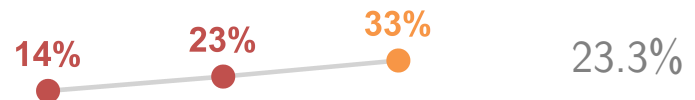
OVERALL: REINFORCE (64%)

A school's overall score represents its combined performance on the Achievement, Progress, Climate, and College & Career (for high schools only) domains.



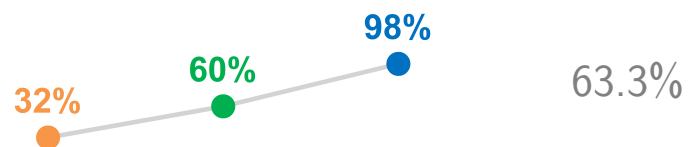
Achievement: WATCH (33%)

The Achievement domain measures performance on standardized assessments, including PSSA, Keystone Exams, ACCESS for ELLs, and reading assessments.



Progress: MODEL (98%)

The Progress domain measures growth on standardized assessments and progress towards graduation (for high schools only).



Climate: REINFORCE (72%)

The Climate domain measures school climate and student and parent/guardian engagement.



College & Career: REINFORCE (55%)

The College & Career domain measures college and career readiness and post-secondary outcomes.



2017-2018 School Progress Report

Preparatory Charter School of Mathematics, Science, Technology and Careers

School Code W13
Sector Charter
Address 1928 Point Breeze Ave., 19145
Phone/Fax 215-334-6144 / 215-334-6147
Website <https://prepchs.org/>

Report Type High School
Grades in Report 9-12
Enrollment 611
Admissions Category Citywide
Turnaround Model N/A

Performance Tiers

■ INTERVENE (0-24%) ■ WATCH (25-49%) ■ REINFORCE (50-74%) ■ MODEL (75-100%)

2015-16 2016-17 2017-18 3 YEAR AVG

OVERALL: WATCH (35%)

A school's overall score represents its combined performance on the Achievement, Progress, Climate, and College & Career (for high schools only) domains.



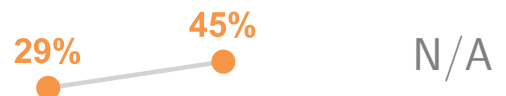
Achievement: INTERVENE (10%)

The Achievement domain measures performance on standardized assessments, including PSSA, Keystone Exams, ACCESS for ELLs, and reading assessments.



Progress: WATCH (45%)

The Progress domain measures growth on standardized assessments and progress towards graduation (for high schools only).



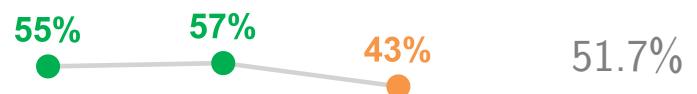
Climate: WATCH (49%)

The Climate domain measures school climate and student and parent/guardian engagement.



College & Career: WATCH (43%)

The College & Career domain measures college and career readiness and post-secondary outcomes.



Roxborough High School

School Code 603
 Sector District
 Address 6498 Ridge Ave., 19128
 Phone/Fax 215-400-3400 / 215-400-3401
 Website <http://philasd.org/roxboroughhs/>

Report Type High School
 Grades in Report 9-12
 Enrollment 652
 Admissions Category Neighborhood
 Turnaround Model N/A

Performance Tiers

■ INTERVENE (0-24%) ■ WATCH (25-49%) ■ REINFORCE (50-74%) ■ MODEL (75-100%)

2015-16 2016-17 2017-18 3 YEAR AVG

OVERALL: INTERVENE (14%)

A school's overall score represents its combined performance on the Achievement, Progress, Climate, and College & Career (for high schools only) domains.



Achievement: INTERVENE (0%)

The Achievement domain measures performance on standardized assessments, including PSSA, Keystone Exams, ACCESS for ELLs, and reading assessments.



Progress: INTERVENE (17%)

The Progress domain measures growth on standardized assessments and progress towards graduation (for high schools only).



Climate: WATCH (29%)

The Climate domain measures school climate and student and parent/guardian engagement.



College & Career: INTERVENE (17%)

The College & Career domain measures college and career readiness and post-secondary outcomes.



2017-2018 School Progress Report

Samuel Fels High School

School Code 712
Sector District
Address 5500 Langdon St., 19124
Phone/Fax 215-400-7100 / 215-400-7101
Website <https://www.philasd.org/fels>

Report Type High School
Grades in Report 9-12
Enrollment 962
Admissions Category Neighborhood
Turnaround Model N/A

Performance Tiers

■ INTERVENE (0-24%) ■ WATCH (25-49%) ■ REINFORCE (50-74%) ■ MODEL (75-100%)

2015-16 2016-17 2017-18 3 YEAR AVG

OVERALL: INTERVENE (18%)

A school's overall score represents its combined performance on the Achievement, Progress, Climate, and College & Career (for high schools only) domains.



Achievement: INTERVENE (1%)

The Achievement domain measures performance on standardized assessments, including PSSA, Keystone Exams, ACCESS for ELLs, and reading assessments.



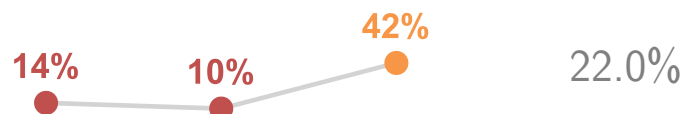
Progress: INTERVENE (21%)

The Progress domain measures growth on standardized assessments and progress towards graduation (for high schools only).



Climate: WATCH (42%)

The Climate domain measures school climate and student and parent/guardian engagement.



College & Career: INTERVENE (9%)

The College & Career domain measures college and career readiness and post-secondary outcomes.



Sankofa Freedom Academy Charter School

School Code	W99	Report Type	High School
Sector	Charter	Grades in Report	9-12
Address	2501 Kensington Ave., 19125	Enrollment	180
Phone/Fax	215-288-2001 / 215-288-2099	Admissions Category	Citywide With Criteria
Website	http://www.sfacs.us/	Turnaround Model	N/A

Performance Tiers

■ INTERVENE (0-24%)
 ■ WATCH (25-49%)
 ■ REINFORCE (50-74%)
 ■ MODEL (75-100%)

2015-16 2016-17 2017-18 3 YEAR AVG

OVERALL: WATCH (45%)

A school's overall score represents its combined performance on the Achievement, Progress, Climate, and College & Career (for high schools only) domains.



Achievement: INTERVENE (5%)

The Achievement domain measures performance on standardized assessments, including PSSA, Keystone Exams, ACCESS for ELLs, and reading assessments.



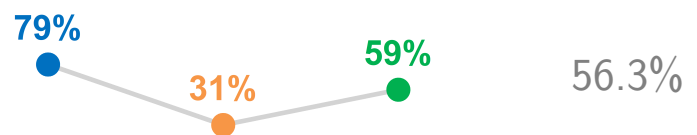
Progress: REINFORCE (72%)

The Progress domain measures growth on standardized assessments and progress towards graduation (for high schools only).



Climate: REINFORCE (59%)

The Climate domain measures school climate and student and parent/guardian engagement.



College & Career: WATCH (45%)

The College & Career domain measures college and career readiness and post-secondary outcomes.



Science Leadership Academy

School Code 265
 Sector District
 Address 55 N. 22nd St., 19103
 Phone/Fax 215-400-7830 / 215-400-7831
 Website <http://philasd.org/sla>

Report Type High School
 Grades in Report 9-12
 Enrollment 501
 Admissions Category Special Admit
 Turnaround Model N/A

Performance Tiers

■ INTERVENE (0-24%) ■ WATCH (25-49%) ■ REINFORCE (50-74%) ■ MODEL (75-100%)

2015-16 2016-17 2017-18 3 YEAR AVG


OVERALL: REINFORCE (65%)

A school's overall score represents its combined performance on the Achievement, Progress, Climate, and College & Career (for high schools only) domains.



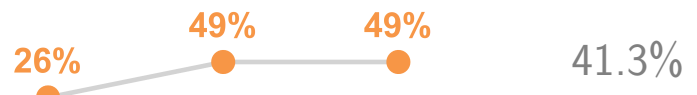
Achievement: REINFORCE (59%)

The Achievement domain measures performance on standardized assessments, including PSSA, Keystone Exams, ACCESS for ELLs, and reading assessments.



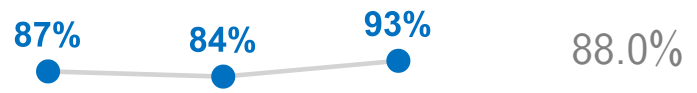
Progress: WATCH (49%)

The Progress domain measures growth on standardized assessments and progress towards graduation (for high schools only).



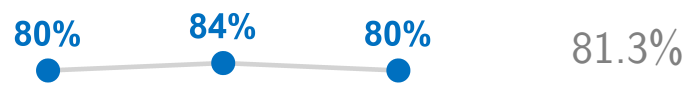
Climate: MODEL (93%)

The Climate domain measures school climate and student and parent/guardian engagement.



College & Career: MODEL (80%)

The College & Career domain measures college and career readiness and post-secondary outcomes.



South Philadelphia High School

School Code 200
Sector District
Address 2101 S. Broad St., 19148
Phone/Fax 215-400-8400 / 215-400-8401
Website <http://philasd.org/sphs/>

Report Type High School
Grades in Report 9-12
Enrollment 559
Admissions Category Neighborhood
Turnaround Model N/A

Performance Tiers

■ INTERVENE (0-24%) ■ WATCH (25-49%) ■ REINFORCE (50-74%) ■ MODEL (75-100%)

2015-16 2016-17 2017-18 3 YEAR AVG

OVERALL: INTERVENE (12%)

A school's overall score represents its combined performance on the Achievement, Progress, Climate, and College & Career (for high schools only) domains.



Achievement: INTERVENE (1%)

The Achievement domain measures performance on standardized assessments, including PSSA, Keystone Exams, ACCESS for ELLs, and reading assessments.



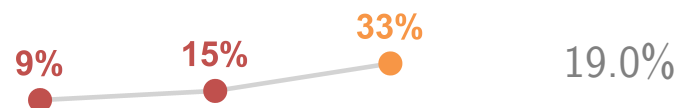
Progress: INTERVENE (11%)

The Progress domain measures growth on standardized assessments and progress towards graduation (for high schools only).



Climate: WATCH (33%)

The Climate domain measures school climate and student and parent/guardian engagement.



College & Career: INTERVENE (5%)

The College & Career domain measures college and career readiness and post-secondary outcomes.



Strawberry Mansion High School

School Code 414
 Sector District
 Address 3133 Ridge Ave., 19121
 Phone/Fax 215-400-7500 / 215-400-7501
 Website <http://philasd.org/smhs>

Report Type High School
 Grades in Report 9-12
 Enrollment 293
 Admissions Category Neighborhood
 Turnaround Model Turnaround

Performance Tiers

■ INTERVENE (0-24%) ■ WATCH (25-49%) ■ REINFORCE (50-74%) ■ MODEL (75-100%)

2015-16 2016-17 2017-18 3 YEAR AVG

OVERALL: INTERVENE (7%)

A school's overall score represents its combined performance on the Achievement, Progress, Climate, and College & Career (for high schools only) domains.



Achievement: INTERVENE (0%)

The Achievement domain measures performance on standardized assessments, including PSSA, Keystone Exams, ACCESS for ELLs, and reading assessments.



Progress: INTERVENE (15%)

The Progress domain measures growth on standardized assessments and progress towards graduation (for high schools only).



Climate: INTERVENE (5%)

The Climate domain measures school climate and student and parent/guardian engagement.



College & Career: INTERVENE (4%)

The College & Career domain measures college and career readiness and post-secondary outcomes.



Swenson Arts and Technology High School

School Code 809
Sector District
Address 2750 Red Lion Rd., 19114
Phone/Fax 215-400-3140 / 215-400-3141
Website <http://philasd.org/swenson/>

Report Type High School
Grades in Report 9-12
Enrollment 648
Admissions Category Citywide
Turnaround Model N/A

Performance Tiers

■ INTERVENE (0-24%) ■ WATCH (25-49%) ■ REINFORCE (50-74%) ■ MODEL (75-100%)

2015-16 2016-17 2017-18 3 YEAR AVG

OVERALL: WATCH (31%)

A school's overall score represents its combined performance on the Achievement, Progress, Climate, and College & Career (for high schools only) domains.



Achievement: INTERVENE (12%)

The Achievement domain measures performance on standardized assessments, including PSSA, Keystone Exams, ACCESS for ELLs, and reading assessments.



Progress: INTERVENE (21%)

The Progress domain measures growth on standardized assessments and progress towards graduation (for high schools only).



Climate: REINFORCE (73%)

The Climate domain measures school climate and student and parent/guardian engagement.



College & Career: WATCH (44%)

The College & Career domain measures college and career readiness and post-secondary outcomes.



2017-2018 School Progress Report

TECH Freire Charter School

School Code X41
Sector Charter
Address 2221 N. Broad St., 19132
Phone/Fax 267-507-1111 / N/A
Website <http://www.techfreire.org>

Report Type High School
Grades in Report 9-11
Enrollment 413
Admissions Category Citywide With Criteria
Turnaround Model N/A

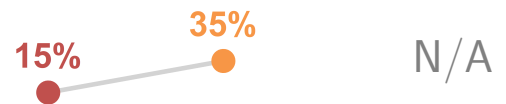
Performance Tiers

■ INTERVENE (0-24%) ■ WATCH (25-49%) ■ REINFORCE (50-74%) ■ MODEL (75-100%)

2015-16 2016-17 2017-18 3 YEAR AVG

OVERALL: WATCH (35%)

A school's overall score represents its combined performance on the Achievement, Progress, Climate, and College & Career (for high schools only) domains.



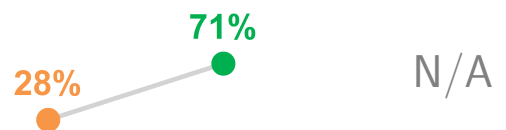
Achievement: INTERVENE (5%)

The Achievement domain measures performance on standardized assessments, including PSSA, Keystone Exams, ACCESS for ELLs, and reading assessments.



Progress: REINFORCE (71%)

The Progress domain measures growth on standardized assessments and progress towards graduation (for high schools only).



Climate: INTERVENE (18%)

The Climate domain measures school climate and student and parent/guardian engagement.



College & Career: INSUFFICIENT DATA

The College & Career domain measures college and career readiness and post-secondary outcomes.

N/A

Tacony Academy Charter School

School Code	X04	Report Type	High School
Sector	Charter	Grades in Report	9-12
Address	1330 Rhawn St., 19111	Enrollment	398
Phone/Fax	215-742-5100 / 215-742-5200	Admissions Category	Citywide With Criteria
Website	http://www.ap-schools.org/Tacony-Academy-Charter	Turnaround Model	N/A

Performance Tiers

■ INTERVENE (0-24%)
 ■ WATCH (25-49%)
 ■ REINFORCE (50-74%)
 ■ MODEL (75-100%)

2015-16 2016-17 2017-18 3 YEAR AVG

OVERALL: WATCH (32%)

A school's overall score represents its combined performance on the Achievement, Progress, Climate, and College & Career (for high schools only) domains.



Achievement: INTERVENE (9%)

The Achievement domain measures performance on standardized assessments, including PSSA, Keystone Exams, ACCESS for ELLs, and reading assessments.



Progress: WATCH (38%)

The Progress domain measures growth on standardized assessments and progress towards graduation (for high schools only).




Climate: REINFORCE (50%)

The Climate domain measures school climate and student and parent/guardian engagement.



College & Career: REINFORCE (51%)

The College & Career domain measures college and career readiness and post-secondary outcomes.



2017-2018 School Progress Report

The LINC

School Code 566
Sector District
Address 122 W. Erie Ave., 19140
Phone/Fax 215-400-3940 / 215-400-3941
Website <http://philasd.org/thelinc>

Report Type High School
Grades in Report 9-12
Enrollment 265
Admissions Category Citywide
Turnaround Model N/A


Performance Tiers

■ INTERVENE (0-24%) ■ WATCH (25-49%) ■ REINFORCE (50-74%) ■ MODEL (75-100%)

2015-16 2016-17 2017-18 3 YEAR AVG

OVERALL: INTERVENE (22%)

A school's overall score represents its combined performance on the Achievement, Progress, Climate, and College & Career (for high schools only) domains.



Achievement: INTERVENE (0%)

The Achievement domain measures performance on standardized assessments, including PSSA, Keystone Exams, ACCESS for ELLs, and reading assessments.



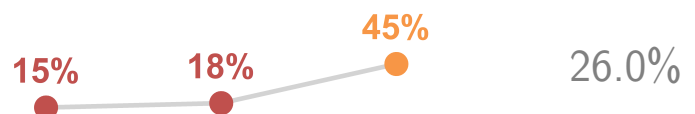
Progress: WATCH (25%)

The Progress domain measures growth on standardized assessments and progress towards graduation (for high schools only).



Climate: WATCH (45%)

The Climate domain measures school climate and student and parent/guardian engagement.



College & Career: WATCH (29%)

The College & Career domain measures college and career readiness and post-secondary outcomes.



The Science Leadership Academy at Beeber

School Code 268
Sector District
Address 5925 Malvern Ave., 19131
Phone/Fax 215-400-7270 / 215-400-7271
Website <http://philasd.org/slabeeber>

Report Type High School
Grades in Report 9-12
Enrollment 484
Admissions Category Special Admit
Turnaround Model N/A

Performance Tiers

■ INTERVENE (0-24%) ■ WATCH (25-49%) ■ REINFORCE (50-74%) ■ MODEL (75-100%)

2015-16 2016-17 2017-18 3 YEAR AVG

OVERALL: REINFORCE (55%)

A school's overall score represents its combined performance on the Achievement, Progress, Climate, and College & Career (for high schools only) domains.



Achievement: WATCH (33%)

The Achievement domain measures performance on standardized assessments, including PSSA, Keystone Exams, ACCESS for ELLs, and reading assessments.



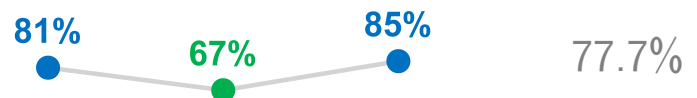
Progress: REINFORCE (54%)

The Progress domain measures growth on standardized assessments and progress towards graduation (for high schools only).



Climate: MODEL (85%)

The Climate domain measures school climate and student and parent/guardian engagement.



College & Career: REINFORCE (67%)

The College & Career domain measures college and career readiness and post-secondary outcomes.



2017-2018 School Progress Report

The U School

School Code 562
Sector District
Address 2000 N. 7th St., 19122
Phone/Fax 215-400-7460 / 215-400-7461
Website <http://philasd.org/uschool>

Report Type High School
Grades in Report 9-12
Enrollment 291
Admissions Category Citywide
Turnaround Model N/A

Performance Tiers

■ INTERVENE (0-24%) ■ WATCH (25-49%) ■ REINFORCE (50-74%) ■ MODEL (75-100%)

2015-16 2016-17 2017-18 3 YEAR AVG

OVERALL: INTERVENE (23%)

A school's overall score represents its combined performance on the Achievement, Progress, Climate, and College & Career (for high schools only) domains.



Achievement: INTERVENE (0%)

The Achievement domain measures performance on standardized assessments, including PSSA, Keystone Exams, ACCESS for ELLs, and reading assessments.



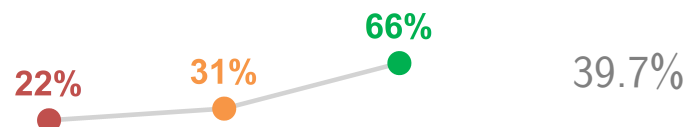
Progress: INTERVENE (12%)

The Progress domain measures growth on standardized assessments and progress towards graduation (for high schools only).



Climate: REINFORCE (66%)

The Climate domain measures school climate and student and parent/guardian engagement.



College & Career: WATCH (41%)

The College & Career domain measures college and career readiness and post-secondary outcomes.



The Workshop School

School Code 856
 Sector District
 Address 221 S. Hanson St., 19139
 Phone/Fax 215-400-7730 / 215-400-7731
 Website <http://philasd.org/workshopschool>

Report Type High School
 Grades in Report 9-12
 Enrollment 242
 Admissions Category Citywide
 Turnaround Model N/A

Performance Tiers

■ INTERVENE (0-24%) ■ WATCH (25-49%) ■ REINFORCE (50-74%) ■ MODEL (75-100%)

2015-16 2016-17 2017-18 3 YEAR AVG

OVERALL: WATCH (30%)

A school's overall score represents its combined performance on the Achievement, Progress, Climate, and College & Career (for high schools only) domains.



Achievement: INTERVENE (0%)

The Achievement domain measures performance on standardized assessments, including PSSA, Keystone Exams, ACCESS for ELLs, and reading assessments.



Progress: INTERVENE (23%)

The Progress domain measures growth on standardized assessments and progress towards graduation (for high schools only).



Climate: REINFORCE (65%)

The Climate domain measures school climate and student and parent/guardian engagement.



College & Career: WATCH (40%)

The College & Career domain measures college and career readiness and post-secondary outcomes.



2017-2018 School Progress Report

Thomas A. Edison High School

School Code 502
Sector District
Address 151 W. Luzerne St., 19140
Phone/Fax 215-400-3900 / 215-400-3901
Website <http://philasd.org/edison>

Report Type High School
Grades in Report 9-12
Enrollment 1,055
Admissions Category Neighborhood
Turnaround Model Turnaround

Performance Tiers

■ INTERVENE (0-24%) ■ WATCH (25-49%) ■ REINFORCE (50-74%) ■ MODEL (75-100%)

2015-16 2016-17 2017-18 3 YEAR AVG

OVERALL: INTERVENE (8%)

A school's overall score represents its combined performance on the Achievement, Progress, Climate, and College & Career (for high schools only) domains.



Achievement: INTERVENE (0%)

The Achievement domain measures performance on standardized assessments, including PSSA, Keystone Exams, ACCESS for ELLs, and reading assessments.



Progress: INTERVENE (12%)

The Progress domain measures growth on standardized assessments and progress towards graduation (for high schools only).



Climate: INTERVENE (9%)

The Climate domain measures school climate and student and parent/guardian engagement.



College & Career: INTERVENE (13%)

The College & Career domain measures college and career readiness and post-secondary outcomes.



Universal Charter School at Audenried

School Code X17
 Sector Charter
 Address 3301 Tasker St., 19145
 Phone/Fax 215-952-4801 / 267-909-9425
 Website <http://universalfamilyofschools.org/our-schools/universal-audenried-charter-high-school/>

Report Type High School
 Grades in Report 9-12
 Enrollment 604
 Admissions Category Neighborhood
 Turnaround Model Renaissance Charter

Performance Tiers

■ INTERVENE (0-24%) ■ WATCH (25-49%) ■ REINFORCE (50-74%) ■ MODEL (75-100%)

2015-16 2016-17 2017-18 3 YEAR AVG

OVERALL: INTERVENE (24%)

A school's overall score represents its combined performance on the Achievement, Progress, Climate, and College & Career (for high schools only) domains.



Achievement: INTERVENE (0%)

The Achievement domain measures performance on standardized assessments, including PSSA, Keystone Exams, ACCESS for ELLs, and reading assessments.



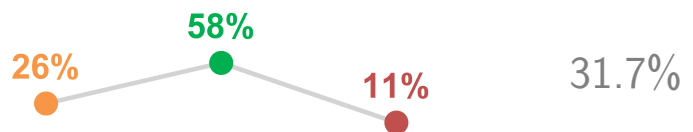
Progress: REINFORCE (52%)

The Progress domain measures growth on standardized assessments and progress towards graduation (for high schools only).



Climate: INTERVENE (11%)

The Climate domain measures school climate and student and parent/guardian engagement.



College & Career: INTERVENE (14%)

The College & Career domain measures college and career readiness and post-secondary outcomes.



2017-2018 School Progress Report

Walter B. Saul High School

School Code 604
Sector District
Address 7100 Henry Ave., 19128
Phone/Fax 215-400-3450 / 215-400-3451
Website <http://philasd.org/saul/>

Report Type High School
Grades in Report 9-12
Enrollment 506
Admissions Category Special Admit
Turnaround Model N/A


Performance Tiers

■ INTERVENE (0-24%) ■ WATCH (25-49%) ■ REINFORCE (50-74%) ■ MODEL (75-100%)

2015-16 2016-17 2017-18 3 YEAR AVG

OVERALL: WATCH (35%)

A school's overall score represents its combined performance on the Achievement, Progress, Climate, and College & Career (for high schools only) domains.



Achievement: INTERVENE (10%)

The Achievement domain measures performance on standardized assessments, including PSSA, Keystone Exams, ACCESS for ELLs, and reading assessments.



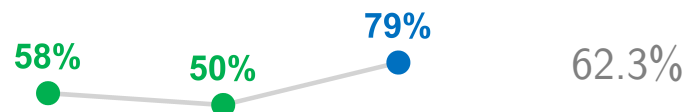
Progress: INTERVENE (23%)

The Progress domain measures growth on standardized assessments and progress towards graduation (for high schools only).



Climate: MODEL (79%)

The Climate domain measures school climate and student and parent/guardian engagement.



College & Career: REINFORCE (62%)

The College & Career domain measures college and career readiness and post-secondary outcomes.



West Philadelphia High School

School Code 102
 Sector District
 Address 4901 Chestnut St., 19139
 Phone/Fax 215-400-7900 / 215-400-7901
 Website <http://philasd.org/wphs>

Report Type High School
 Grades in Report 9-12
 Enrollment 478
 Admissions Category Neighborhood
 Turnaround Model Turnaround

Performance Tiers

■ INTERVENE (0-24%) ■ WATCH (25-49%) ■ REINFORCE (50-74%) ■ MODEL (75-100%)

2015-16 2016-17 2017-18 3 YEAR AVG

OVERALL: INTERVENE (8%)

A school's overall score represents its combined performance on the Achievement, Progress, Climate, and College & Career (for high schools only) domains.



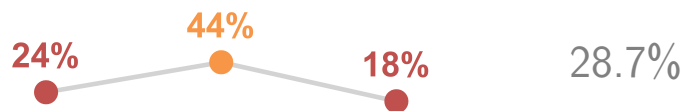
Achievement: INTERVENE (0%)

The Achievement domain measures performance on standardized assessments, including PSSA, Keystone Exams, ACCESS for ELLs, and reading assessments.



Progress: INTERVENE (18%)

The Progress domain measures growth on standardized assessments and progress towards graduation (for high schools only).



Climate: INTERVENE (4%)

The Climate domain measures school climate and student and parent/guardian engagement.



College & Career: INTERVENE (4%)

The College & Career domain measures college and career readiness and post-secondary outcomes.



2017-2018 School Progress Report

William L. Sayre High School

School Code 110
Sector District
Address 5800 Walnut St., 19139
Phone/Fax 215-400-7800 / 215-400-7801
Website <http://philasd.org/sayre/>

Report Type High School
Grades in Report 9-12
Enrollment 425
Admissions Category Neighborhood
Turnaround Model N/A

Performance Tiers

■ INTERVENE (0-24%) ■ WATCH (25-49%) ■ REINFORCE (50-74%) ■ MODEL (75-100%)

2015-16 2016-17 2017-18 3 YEAR AVG

OVERALL: INTERVENE (8%)

A school's overall score represents its combined performance on the Achievement, Progress, Climate, and College & Career (for high schools only) domains.



Achievement: INTERVENE (0%)

The Achievement domain measures performance on standardized assessments, including PSSA, Keystone Exams, ACCESS for ELLs, and reading assessments.



Progress: INTERVENE (16%)

The Progress domain measures growth on standardized assessments and progress towards graduation (for high schools only).



Climate: INTERVENE (8%)

The Climate domain measures school climate and student and parent/guardian engagement.



College & Career: INTERVENE (2%)

The College & Career domain measures college and career readiness and post-secondary outcomes.



2017-2018 School Progress Report

William W. Bodine High School

School Code 515
Sector District
Address 1101 N. 4th St., 19123
Phone/Fax 215-400-7630 / 215-400-7631
Website <http://philasd.org/bodine/>

Report Type High School
Grades in Report 9-12
Enrollment 515
Admissions Category Special Admit
Turnaround Model N/A

Performance Tiers

■ INTERVENE (0-24%) ■ WATCH (25-49%) ■ REINFORCE (50-74%) ■ MODEL (75-100%)

2015-16 2016-17 2017-18 3 YEAR AVG

OVERALL: WATCH (46%)

A school's overall score represents its combined performance on the Achievement, Progress, Climate, and College & Career (for high schools only) domains.



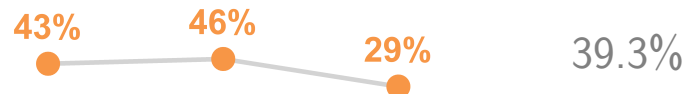
Achievement: WATCH (29%)

The Achievement domain measures performance on standardized assessments, including PSSA, Keystone Exams, ACCESS for ELLs, and reading assessments.



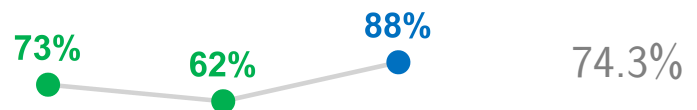
Progress: WATCH (29%)

The Progress domain measures growth on standardized assessments and progress towards graduation (for high schools only).



Climate: MODEL (88%)

The Climate domain measures school climate and student and parent/guardian engagement.



College & Career: REINFORCE (70%)

The College & Career domain measures college and career readiness and post-secondary outcomes.

