

## 2017-2018 School Progress Report

### A.L. Fitzpatrick School

School Code 839  
Sector District  
Address 11061 Knights Rd., 19154  
Phone/Fax 215-400-3060 / 215-400-3061  
Website <http://philasd.org/fitzpatrick>

Report Type K8 School  
Grades in Report K-8  
Enrollment 799  
Admissions Category Neighborhood  
Turnaround Model N/A

#### Performance Tiers

■ INTERVENE (0-24%) ■ WATCH (25-49%) ■ REINFORCE (50-74%) ■ MODEL (75-100%)

2015-16 2016-17 2017-18 3 YEAR AVG

#### OVERALL: WATCH (41%)

A school's overall score represents its combined performance on the Achievement, Progress, Climate, and College & Career (for high schools only) domains.



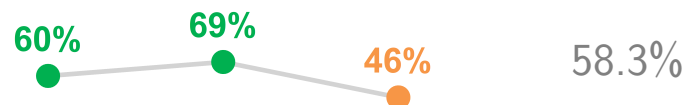
#### Achievement: WATCH (27%)

The Achievement domain measures performance on standardized assessments, including PSSA, Keystone Exams, ACCESS for ELLs, and reading assessments.




#### Progress: WATCH (46%)

The Progress domain measures growth on standardized assessments and progress towards graduation (for high schools only).



#### Climate: REINFORCE (50%)

The Climate domain measures school climate and student and parent/guardian engagement.



## Ad Prima Charter School

School Code W79  
 Sector Charter  
 Address 1922 N. 63rd St., 19151  
 Phone/Fax 267-403-2672 / 267-292-4058  
 Website <http://www.adprimacharterschools.org/>

Report Type K8 School  
 Grades in Report K-8  
 Enrollment 558  
 Admissions Category Citywide  
 Turnaround Model N/A

### Performance Tiers

■ INTERVENE (0-24%) ■ WATCH (25-49%) ■ REINFORCE (50-74%) ■ MODEL (75-100%)

2015-16 2016-17 2017-18 3 YEAR AVG

### OVERALL: WATCH (46%)

A school's overall score represents its combined performance on the Achievement, Progress, Climate, and College & Career (for high schools only) domains.



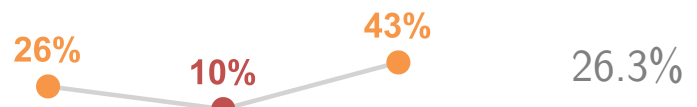
### Achievement: WATCH (29%)

The Achievement domain measures performance on standardized assessments, including PSSA, Keystone Exams, ACCESS for ELLs, and reading assessments.



### Progress: WATCH (43%)

The Progress domain measures growth on standardized assessments and progress towards graduation (for high schools only).



### Climate: REINFORCE (66%)

The Climate domain measures school climate and student and parent/guardian engagement.



## Add B. Anderson School

School Code 146  
Sector District  
Address 1034 S. 60th St., 19143  
Phone/Fax 215-400-7890 / 215-400-7891  
Website <http://philasd.org/anderson>

Report Type K8 School  
Grades in Report K-8  
Enrollment 481  
Admissions Category Neighborhood  
Turnaround Model N/A


### Performance Tiers

■ INTERVENE (0-24%) ■ WATCH (25-49%) ■ REINFORCE (50-74%) ■ MODEL (75-100%)

2015-16 2016-17 2017-18 3 YEAR AVG

### OVERALL: INTERVENE (21%)

A school's overall score represents its combined performance on the Achievement, Progress, Climate, and College & Career (for high schools only) domains.



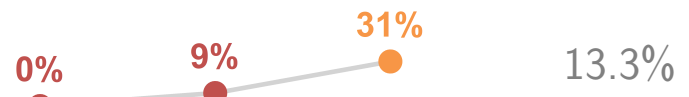
### Achievement: INTERVENE (6%)

The Achievement domain measures performance on standardized assessments, including PSSA, Keystone Exams, ACCESS for ELLs, and reading assessments.




### Progress: WATCH (31%)

The Progress domain measures growth on standardized assessments and progress towards graduation (for high schools only).



### Climate: INTERVENE (24%)

The Climate domain measures school climate and student and parent/guardian engagement.



## 2017-2018 School Progress Report

### Alain Locke School

School Code 147  
Sector District  
Address 4550 Haverford Ave., 19139  
Phone/Fax 215-400-7670 / 215-400-7671  
Website <http://philasd.org/locke/>

Report Type K8 School  
Grades in Report K-8  
Enrollment 442  
Admissions Category Neighborhood  
Turnaround Model N/A

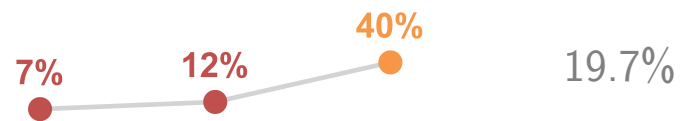
### Performance Tiers

■ INTERVENE (0-24%) ■ WATCH (25-49%) ■ REINFORCE (50-74%) ■ MODEL (75-100%)

2015-16 2016-17 2017-18 3 YEAR AVG

### OVERALL: WATCH (40%)

A school's overall score represents its combined performance on the Achievement, Progress, Climate, and College & Career (for high schools only) domains.



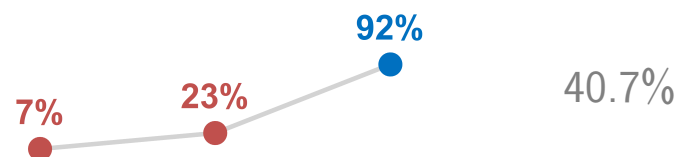
### Achievement: INTERVENE (2%)

The Achievement domain measures performance on standardized assessments, including PSSA, Keystone Exams, ACCESS for ELLs, and reading assessments.



### Progress: MODEL (92%)

The Progress domain measures growth on standardized assessments and progress towards graduation (for high schools only).



### Climate: INTERVENE (15%)

The Climate domain measures school climate and student and parent/guardian engagement.





## 2017-2018 School Progress Report

### Albert M. Greenfield School

School Code 247  
Sector District  
Address 2200 Chestnut St., 19103  
Phone/Fax 215-400-7810 / 215-400-7811  
Website <http://philasd.org/greenfield/>

Report Type K8 School  
Grades in Report K-8  
Enrollment 620  
Admissions Category Neighborhood  
Turnaround Model N/A

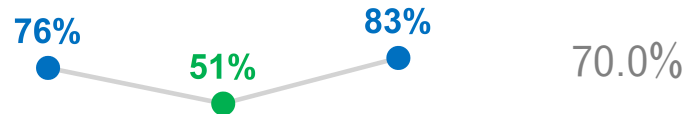
### Performance Tiers

■ INTERVENE (0-24%) ■ WATCH (25-49%) ■ REINFORCE (50-74%) ■ MODEL (75-100%)

2015-16 2016-17 2017-18 3 YEAR AVG

### OVERALL: MODEL (83%)

A school's overall score represents its combined performance on the Achievement, Progress, Climate, and College & Career (for high schools only) domains.



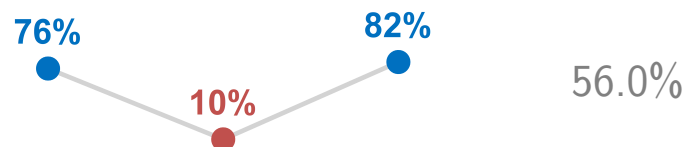
### Achievement: REINFORCE (74%)

The Achievement domain measures performance on standardized assessments, including PSSA, Keystone Exams, ACCESS for ELLs, and reading assessments.



### Progress: MODEL (82%)

The Progress domain measures growth on standardized assessments and progress towards graduation (for high schools only).



### Climate: MODEL (94%)

The Climate domain measures school climate and student and parent/guardian engagement.



## 2017-2018 School Progress Report

### Alexander Adaire School

School Code 520  
Sector District  
Address 1300 E. Palmer St., 19125  
Phone/Fax 215-400-7480 / 215-400-7481  
Website <http://philasd.org/adaire/>

Report Type K8 School  
Grades in Report K-8  
Enrollment 356  
Admissions Category Neighborhood  
Turnaround Model N/A

### Performance Tiers

■ INTERVENE (0-24%) ■ WATCH (25-49%) ■ REINFORCE (50-74%) ■ MODEL (75-100%)

2015-16 2016-17 2017-18 3 YEAR AVG

### OVERALL: REINFORCE (61%)

A school's overall score represents its combined performance on the Achievement, Progress, Climate, and College & Career (for high schools only) domains.



### Achievement: WATCH (36%)

The Achievement domain measures performance on standardized assessments, including PSSA, Keystone Exams, ACCESS for ELLs, and reading assessments.



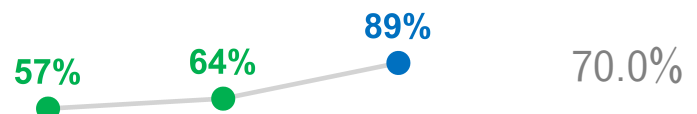
### Progress: REINFORCE (57%)

The Progress domain measures growth on standardized assessments and progress towards graduation (for high schools only).



### Climate: MODEL (89%)

The Climate domain measures school climate and student and parent/guardian engagement.



## 2017-2018 School Progress Report

### Allen M. Stearne School

School Code 729  
Sector District  
Address 1655 Unity St., 19124  
Phone/Fax 215-400-3980 / 215-400-3981  
Website <http://philasd.org/stearne/>

Report Type K8 School  
Grades in Report K-8  
Enrollment 517  
Admissions Category Neighborhood  
Turnaround Model N/A

### Performance Tiers

■ INTERVENE (0-24%) ■ WATCH (25-49%) ■ REINFORCE (50-74%) ■ MODEL (75-100%)

2015-16 2016-17 2017-18 3 YEAR AVG

### OVERALL: WATCH (26%)

A school's overall score represents its combined performance on the Achievement, Progress, Climate, and College & Career (for high schools only) domains.




### Achievement: INTERVENE (0%)

The Achievement domain measures performance on standardized assessments, including PSSA, Keystone Exams, ACCESS for ELLs, and reading assessments.



### Progress: REINFORCE (62%)

The Progress domain measures growth on standardized assessments and progress towards graduation (for high schools only).



### Climate: INTERVENE (9%)

The Climate domain measures school climate and student and parent/guardian engagement.



## Alliance For Progress Charter School

School Code W15  
Sector Charter  
Address 1821 N. Cecil B. Moore Ave., 19121  
Phone/Fax 215-232-4892 / 215-232-4893  
Website <http://www.afpcs.org/>

Report Type K8 School  
Grades in Report K-8  
Enrollment 469  
Admissions Category Citywide  
Turnaround Model N/A

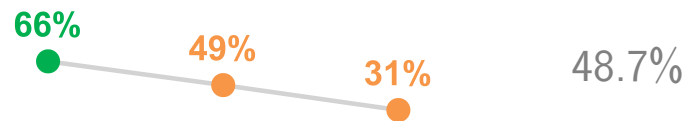
### Performance Tiers

■ INTERVENE (0-24%) ■ WATCH (25-49%) ■ REINFORCE (50-74%) ■ MODEL (75-100%)

2015-16 2016-17 2017-18 3 YEAR AVG

### OVERALL: WATCH (31%)

A school's overall score represents its combined performance on the Achievement, Progress, Climate, and College & Career (for high schools only) domains.



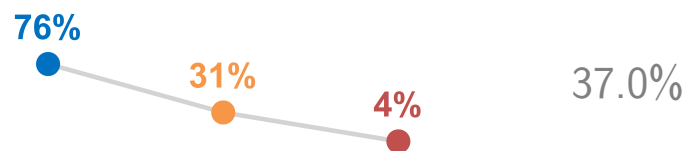
### Achievement: INTERVENE (24%)

The Achievement domain measures performance on standardized assessments, including PSSA, Keystone Exams, ACCESS for ELLs, and reading assessments.



### Progress: INTERVENE (4%)

The Progress domain measures growth on standardized assessments and progress towards graduation (for high schools only).



### Climate: REINFORCE (71%)

The Climate domain measures school climate and student and parent/guardian engagement.



## 2017-2018 School Progress Report

### Andrew Hamilton School

School Code 129  
Sector District  
Address 5640 Spruce St., 19139  
Phone/Fax 215-400-7650 / 215-400-7651  
Website <http://philasd.org/hamilton>

Report Type K8 School  
Grades in Report K-8  
Enrollment 532  
Admissions Category Neighborhood  
Turnaround Model N/A

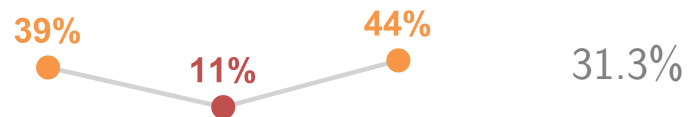
### Performance Tiers

■ INTERVENE (0-24%) ■ WATCH (25-49%) ■ REINFORCE (50-74%) ■ MODEL (75-100%)

2015-16 2016-17 2017-18 3 YEAR AVG

### OVERALL: WATCH (44%)

A school's overall score represents its combined performance on the Achievement, Progress, Climate, and College & Career (for high schools only) domains.



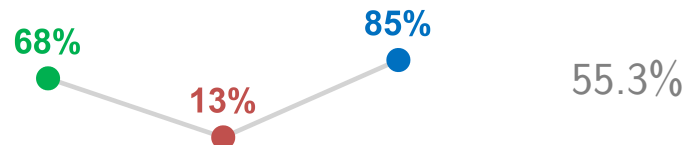
### Achievement: INTERVENE (13%)

The Achievement domain measures performance on standardized assessments, including PSSA, Keystone Exams, ACCESS for ELLs, and reading assessments.



### Progress: MODEL (85%)

The Progress domain measures growth on standardized assessments and progress towards graduation (for high schools only).



### Climate: INTERVENE (21%)

The Climate domain measures school climate and student and parent/guardian engagement.



## 2017-2018 School Progress Report

### Andrew J. Morrison School

School Code 739  
Sector District  
Address 5100 N. 3rd St., 19120  
Phone/Fax 215-400-3780 / 215-400-3781  
Website <http://philasd.org/morrison>

Report Type K8 School  
Grades in Report K-8  
Enrollment 686  
Admissions Category Neighborhood  
Turnaround Model N/A

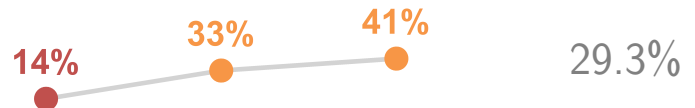
### Performance Tiers

■ INTERVENE (0-24%) ■ WATCH (25-49%) ■ REINFORCE (50-74%) ■ MODEL (75-100%)

2015-16 2016-17 2017-18 3 YEAR AVG

### OVERALL: WATCH (41%)

A school's overall score represents its combined performance on the Achievement, Progress, Climate, and College & Career (for high schools only) domains.



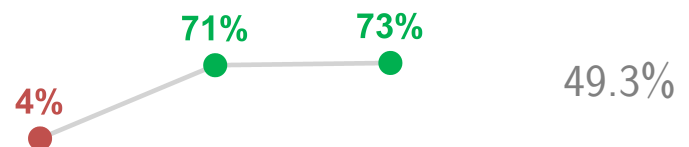
### Achievement: INTERVENE (6%)

The Achievement domain measures performance on standardized assessments, including PSSA, Keystone Exams, ACCESS for ELLs, and reading assessments.



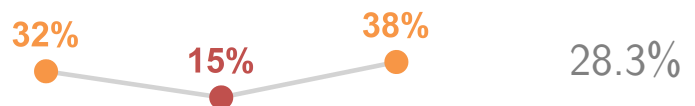
### Progress: REINFORCE (73%)

The Progress domain measures growth on standardized assessments and progress towards graduation (for high schools only).



### Climate: WATCH (38%)

The Climate domain measures school climate and student and parent/guardian engagement.



## 2017-2018 School Progress Report

### Andrew Jackson School

School Code 251  
Sector District  
Address 1213 S. 12th St., 19147  
Phone/Fax 215-400-7970 / 215-400-7971  
Website <http://philasd.org/jackson/>

Report Type K8 School  
Grades in Report K-8  
Enrollment 580  
Admissions Category Neighborhood  
Turnaround Model N/A

### Performance Tiers

■ INTERVENE (0-24%) ■ WATCH (25-49%) ■ REINFORCE (50-74%) ■ MODEL (75-100%)

2015-16 2016-17 2017-18 3 YEAR AVG

### OVERALL: REINFORCE (59%)

A school's overall score represents its combined performance on the Achievement, Progress, Climate, and College & Career (for high schools only) domains.



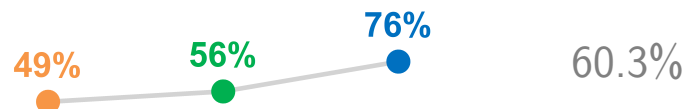
### Achievement: WATCH (25%)

The Achievement domain measures performance on standardized assessments, including PSSA, Keystone Exams, ACCESS for ELLs, and reading assessments.



### Progress: MODEL (76%)

The Progress domain measures growth on standardized assessments and progress towards graduation (for high schools only).



### Climate: REINFORCE (72%)

The Climate domain measures school climate and student and parent/guardian engagement.



## 2017-2018 School Progress Report

### Anna B. Day School

School Code 620  
Sector District  
Address 6324 Crittenden St., 19138  
Phone/Fax 215-400-3520 / 215-400-3521  
Website <http://philasd.org/abday/>

Report Type K8 School  
Grades in Report K-8  
Enrollment 469  
Admissions Category Neighborhood  
Turnaround Model N/A

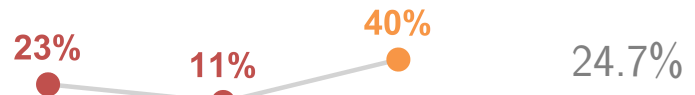
### Performance Tiers

■ INTERVENE (0-24%) ■ WATCH (25-49%) ■ REINFORCE (50-74%) ■ MODEL (75-100%)

2015-16 2016-17 2017-18 3 YEAR AVG

### OVERALL: WATCH (40%)

A school's overall score represents its combined performance on the Achievement, Progress, Climate, and College & Career (for high schools only) domains.



### Achievement: INTERVENE (13%)

The Achievement domain measures performance on standardized assessments, including PSSA, Keystone Exams, ACCESS for ELLs, and reading assessments.



### Progress: REINFORCE (65%)

The Progress domain measures growth on standardized assessments and progress towards graduation (for high schools only).



### Climate: WATCH (34%)

The Climate domain measures school climate and student and parent/guardian engagement.





## 2017-2018 School Progress Report

### Anna L. Lingelbach School

School Code 644  
Sector District  
Address 6340 Wayne Ave., 19144  
Phone/Fax 215-400-3630 / 215-400-3631  
Website <http://philasd.org/lingelbach/>

Report Type K8 School  
Grades in Report K-8  
Enrollment 411  
Admissions Category Neighborhood  
Turnaround Model N/A


### Performance Tiers

■ INTERVENE (0-24%) ■ WATCH (25-49%) ■ REINFORCE (50-74%) ■ MODEL (75-100%)

2015-16 2016-17 2017-18 3 YEAR AVG

### OVERALL: WATCH (30%)

A school's overall score represents its combined performance on the Achievement, Progress, Climate, and College & Career (for high schools only) domains.



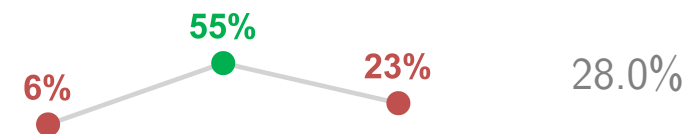
### Achievement: INTERVENE (14%)

The Achievement domain measures performance on standardized assessments, including PSSA, Keystone Exams, ACCESS for ELLs, and reading assessments.



### Progress: INTERVENE (23%)

The Progress domain measures growth on standardized assessments and progress towards graduation (for high schools only).



### Climate: REINFORCE (56%)

The Climate domain measures school climate and student and parent/guardian engagement.



## 2017-2018 School Progress Report

### Antonia Pantoja Charter School

School Code W95  
Sector Charter  
Address 4101 N. American St., 19140  
Phone/Fax 215-329-2733 / 215-329-2433  
Website <http://www.aspirapa.org/pantoja/>

Report Type K8 School  
Grades in Report K-8  
Enrollment 697  
Admissions Category Citywide  
Turnaround Model N/A

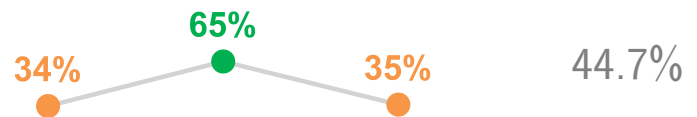
#### Performance Tiers

■ INTERVENE (0-24%) ■ WATCH (25-49%) ■ REINFORCE (50-74%) ■ MODEL (75-100%)

2015-16 2016-17 2017-18 3 YEAR AVG

#### OVERALL: WATCH (35%)

A school's overall score represents its combined performance on the Achievement, Progress, Climate, and College & Career (for high schools only) domains.



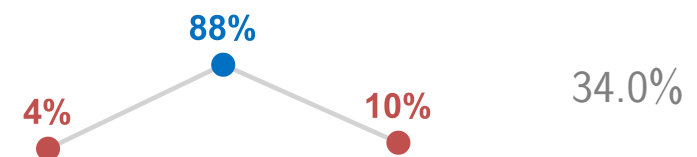
#### Achievement: INTERVENE (22%)

The Achievement domain measures performance on standardized assessments, including PSSA, Keystone Exams, ACCESS for ELLs, and reading assessments.



#### Progress: INTERVENE (10%)

The Progress domain measures growth on standardized assessments and progress towards graduation (for high schools only).



#### Climate: MODEL (78%)

The Climate domain measures school climate and student and parent/guardian engagement.



## 2017-2018 School Progress Report

### Avery D. Harrington School

School Code 130  
Sector District  
Address 5300 Baltimore Ave., 19143  
Phone/Fax 215-400-7920 / 215-400-7921  
Website <http://philasd.org/harrington>

Report Type K8 School  
Grades in Report K-8  
Enrollment 485  
Admissions Category Neighborhood  
Turnaround Model N/A


#### Performance Tiers

■ INTERVENE (0-24%) ■ WATCH (25-49%) ■ REINFORCE (50-74%) ■ MODEL (75-100%)

2015-16 2016-17 2017-18 3 YEAR AVG

#### OVERALL: INTERVENE (16%)

A school's overall score represents its combined performance on the Achievement, Progress, Climate, and College & Career (for high schools only) domains.



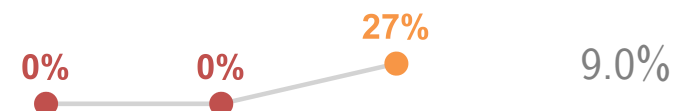
#### Achievement: INTERVENE (10%)

The Achievement domain measures performance on standardized assessments, including PSSA, Keystone Exams, ACCESS for ELLs, and reading assessments.



#### Progress: WATCH (27%)

The Progress domain measures growth on standardized assessments and progress towards graduation (for high schools only).



#### Climate: INTERVENE (7%)

The Climate domain measures school climate and student and parent/guardian engagement.



# Bache-Martin School

School Code 221  
 Sector District  
 Address 2201 Brown St., 19130  
 Phone/Fax 215-400-7550 / 215-400-7551  
 Website <http://philasd.org/bachemartin>

Report Type K8 School  
 Grades in Report K-8  
 Enrollment 466  
 Admissions Category Neighborhood  
 Turnaround Model N/A

## Performance Tiers

■ INTERVENE (0-24%) ■ WATCH (25-49%) ■ REINFORCE (50-74%) ■ MODEL (75-100%)

2015-16 2016-17 2017-18 3 YEAR AVG

### OVERALL: WATCH (40%)

A school's overall score represents its combined performance on the Achievement, Progress, Climate, and College & Career (for high schools only) domains.



### Achievement: WATCH (30%)

The Achievement domain measures performance on standardized assessments, including PSSA, Keystone Exams, ACCESS for ELLs, and reading assessments.



### Progress: WATCH (39%)

The Progress domain measures growth on standardized assessments and progress towards graduation (for high schools only).



### Climate: REINFORCE (53%)

The Climate domain measures school climate and student and parent/guardian engagement.



## 2017-2018 School Progress Report

### Belmont Charter School

School Code W68  
Sector Charter  
Address 4030 Brown St., 19104  
Phone/Fax 215-823-8208 / 215-823-8209  
Website <http://www.belmontcharternetwork.org/bcs/>

Report Type K8 School  
Grades in Report K-8  
Enrollment 677  
Admissions Category Neighborhood  
Turnaround Model N/A

### Performance Tiers

■ INTERVENE (0-24%) ■ WATCH (25-49%) ■ REINFORCE (50-74%) ■ MODEL (75-100%)

2015-16 2016-17 2017-18 3 YEAR AVG

### OVERALL: WATCH (43%)

A school's overall score represents its combined performance on the Achievement, Progress, Climate, and College & Career (for high schools only) domains.



### Achievement: INTERVENE (13%)

The Achievement domain measures performance on standardized assessments, including PSSA, Keystone Exams, ACCESS for ELLs, and reading assessments.



### Progress: REINFORCE (63%)

The Progress domain measures growth on standardized assessments and progress towards graduation (for high schools only).



### Climate: WATCH (47%)

The Climate domain measures school climate and student and parent/guardian engagement.



## 2017-2018 School Progress Report

### Benjamin B. Comegys School

School Code 126  
Sector District  
Address 5100 Greenway Ave., 19143  
Phone/Fax 215-400-7860 / 215-400-7861  
Website <http://philasd.org/comegys/>

Report Type K8 School  
Grades in Report K-8  
Enrollment 507  
Admissions Category Neighborhood  
Turnaround Model N/A

### Performance Tiers

■ INTERVENE (0-24%) ■ WATCH (25-49%) ■ REINFORCE (50-74%) ■ MODEL (75-100%)

2015-16 2016-17 2017-18 3 YEAR AVG

### OVERALL: WATCH (32%)

A school's overall score represents its combined performance on the Achievement, Progress, Climate, and College & Career (for high schools only) domains.



### Achievement: INTERVENE (3%)

The Achievement domain measures performance on standardized assessments, including PSSA, Keystone Exams, ACCESS for ELLs, and reading assessments.



### Progress: REINFORCE (66%)

The Progress domain measures growth on standardized assessments and progress towards graduation (for high schools only).



### Climate: INTERVENE (19%)

The Climate domain measures school climate and student and parent/guardian engagement.



## 2017-2018 School Progress Report

### Benjamin Franklin School

School Code 728  
Sector District  
Address 5735 Rising Sun Ave., 19120  
Phone/Fax 215-400-3760 / 215-400-3761  
Website <http://philasd.org/franklin/>

Report Type K8 School  
Grades in Report K-8  
Enrollment 978  
Admissions Category Neighborhood  
Turnaround Model N/A

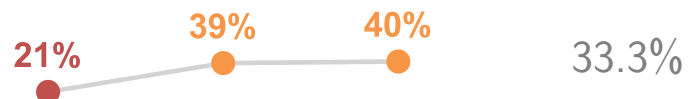
### Performance Tiers

■ INTERVENE (0-24%) ■ WATCH (25-49%) ■ REINFORCE (50-74%) ■ MODEL (75-100%)

2015-16 2016-17 2017-18 3 YEAR AVG

### OVERALL: WATCH (40%)

A school's overall score represents its combined performance on the Achievement, Progress, Climate, and College & Career (for high schools only) domains.



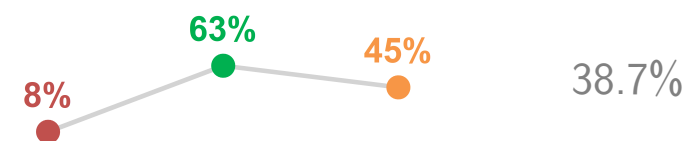
### Achievement: INTERVENE (8%)

The Achievement domain measures performance on standardized assessments, including PSSA, Keystone Exams, ACCESS for ELLs, and reading assessments.



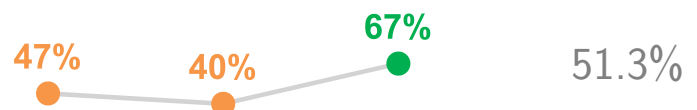
### Progress: WATCH (45%)

The Progress domain measures growth on standardized assessments and progress towards graduation (for high schools only).



### Climate: REINFORCE (67%)

The Climate domain measures school climate and student and parent/guardian engagement.



## 2017-2018 School Progress Report

### Bridesburg School

School Code 747  
Sector District  
Address 2824 Jenks St., 19137  
Phone/Fax 215-400-7240 / 215-400-7241  
Website <http://philasd.org/bridesburg>

Report Type K8 School  
Grades in Report K-8  
Enrollment 814  
Admissions Category Neighborhood  
Turnaround Model N/A


### Performance Tiers

■ INTERVENE (0-24%) ■ WATCH (25-49%) ■ REINFORCE (50-74%) ■ MODEL (75-100%)

2015-16 2016-17 2017-18 3 YEAR AVG

### OVERALL: REINFORCE (58%)

A school's overall score represents its combined performance on the Achievement, Progress, Climate, and College & Career (for high schools only) domains.



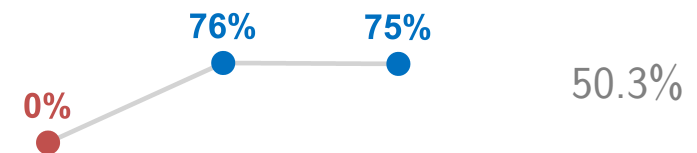
### Achievement: WATCH (35%)

The Achievement domain measures performance on standardized assessments, including PSSA, Keystone Exams, ACCESS for ELLs, and reading assessments.




### Progress: MODEL (75%)

The Progress domain measures growth on standardized assessments and progress towards graduation (for high schools only).



### Climate: REINFORCE (59%)

The Climate domain measures school climate and student and parent/guardian engagement.





## 2017-2018 School Progress Report

### Charles W. Henry School

School Code 625  
Sector District  
Address 601 Carpenter Ln., 19119  
Phone/Fax 215-400-3480 / 215-400-3481  
Website <http://philasd.org/henry>

Report Type K8 School  
Grades in Report K-8  
Enrollment 481  
Admissions Category Neighborhood  
Turnaround Model N/A

### Performance Tiers

■ INTERVENE (0-24%) ■ WATCH (25-49%) ■ REINFORCE (50-74%) ■ MODEL (75-100%)

2015-16 2016-17 2017-18 3 YEAR AVG

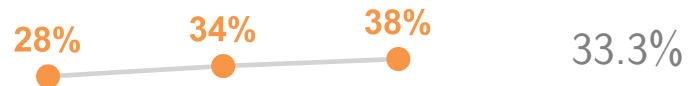
### OVERALL: REINFORCE (66%)

A school's overall score represents its combined performance on the Achievement, Progress, Climate, and College & Career (for high schools only) domains.



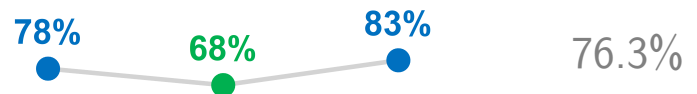
### Achievement: WATCH (38%)

The Achievement domain measures performance on standardized assessments, including PSSA, Keystone Exams, ACCESS for ELLs, and reading assessments.



### Progress: MODEL (83%)

The Progress domain measures growth on standardized assessments and progress towards graduation (for high schools only).



### Climate: REINFORCE (71%)

The Climate domain measures school climate and student and parent/guardian engagement.



## 2017-2018 School Progress Report

### Chester A. Arthur School

School Code 248  
Sector District  
Address 2000 Catharine St., 19146  
Phone/Fax 215-400-7940 / 215-400-7941  
Website <http://philasd.org/arthur>

Report Type K8 School  
Grades in Report K-8  
Enrollment 257  
Admissions Category Neighborhood  
Turnaround Model School Redesign Initiative

### Performance Tiers

■ INTERVENE (0-24%) ■ WATCH (25-49%) ■ REINFORCE (50-74%) ■ MODEL (75-100%)

2015-16 2016-17 2017-18 3 YEAR AVG

### OVERALL: REINFORCE (51%)

A school's overall score represents its combined performance on the Achievement, Progress, Climate, and College & Career (for high schools only) domains.



### Achievement: WATCH (33%)

The Achievement domain measures performance on standardized assessments, including PSSA, Keystone Exams, ACCESS for ELLs, and reading assessments.



### Progress: REINFORCE (55%)

The Progress domain measures growth on standardized assessments and progress towards graduation (for high schools only).



### Climate: REINFORCE (64%)

The Climate domain measures school climate and student and parent/guardian engagement.



# Christopher Columbus Charter School

School Code W06  
 Sector Charter  
 Address 916 Christian St., 19147  
 Phone/Fax 215-925-7400 / 215-925-7491  
 Website <http://christophercolumbus.comcastbiz.net/>

Report Type K8 School  
 Grades in Report K-8  
 Enrollment 856  
 Admissions Category Citywide  
 Turnaround Model N/A

## Performance Tiers

■ INTERVENE (0-24%) ■ WATCH (25-49%) ■ REINFORCE (50-74%) ■ MODEL (75-100%)

2015-16 2016-17 2017-18 3 YEAR AVG

## OVERALL: REINFORCE (74%)

A school's overall score represents its combined performance on the Achievement, Progress, Climate, and College & Career (for high schools only) domains.



## Achievement: REINFORCE (52%)

The Achievement domain measures performance on standardized assessments, including PSSA, Keystone Exams, ACCESS for ELLs, and reading assessments.



## Progress: MODEL (80%)

The Progress domain measures growth on standardized assessments and progress towards graduation (for high schools only).



## Climate: MODEL (87%)

The Climate domain measures school climate and student and parent/guardian engagement.



# Community Academy of Philadelphia Charter School

School Code W01  
Sector Charter  
Address 1100 E. Erie Ave., 19124  
Phone/Fax 215-533-6700 / 215-533-6722  
Website <http://www.communityacademy.org>

Report Type K8 School  
Grades in Report K-8  
Enrollment 614  
Admissions Category Citywide  
Turnaround Model N/A

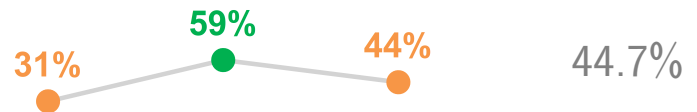
## Performance Tiers

■ INTERVENE (0-24%) ■ WATCH (25-49%) ■ REINFORCE (50-74%) ■ MODEL (75-100%)

2015-16 2016-17 2017-18 3 YEAR AVG

### OVERALL: WATCH (44%)

A school's overall score represents its combined performance on the Achievement, Progress, Climate, and College & Career (for high schools only) domains.



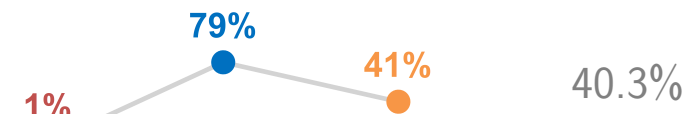
### Achievement: INTERVENE (23%)

The Achievement domain measures performance on standardized assessments, including PSSA, Keystone Exams, ACCESS for ELLs, and reading assessments.



### Progress: WATCH (41%)

The Progress domain measures growth on standardized assessments and progress towards graduation (for high schools only).



### Climate: REINFORCE (69%)

The Climate domain measures school climate and student and parent/guardian engagement.



## 2017-2018 School Progress Report

### Cook-Wissahickon School

School Code 641  
Sector District  
Address 201 E. Salaignac St., 19128  
Phone/Fax 215-400-3430 / 215-400-3431  
Website <http://philasd.org/cookwissahickon>

Report Type K8 School  
Grades in Report K-8  
Enrollment 465  
Admissions Category Neighborhood  
Turnaround Model N/A

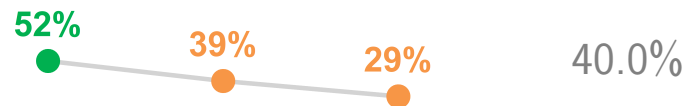
#### Performance Tiers

■ INTERVENE (0-24%) ■ WATCH (25-49%) ■ REINFORCE (50-74%) ■ MODEL (75-100%)

2015-16 2016-17 2017-18 3 YEAR AVG

#### OVERALL: WATCH (29%)

A school's overall score represents its combined performance on the Achievement, Progress, Climate, and College & Career (for high schools only) domains.



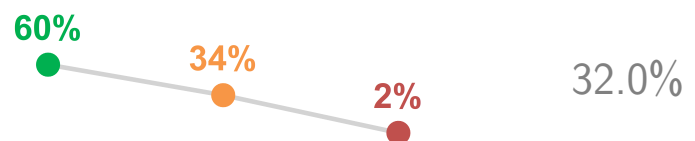
#### Achievement: INTERVENE (23%)

The Achievement domain measures performance on standardized assessments, including PSSA, Keystone Exams, ACCESS for ELLs, and reading assessments.



#### Progress: INTERVENE (2%)

The Progress domain measures growth on standardized assessments and progress towards graduation (for high schools only).



#### Climate: REINFORCE (67%)

The Climate domain measures school climate and student and parent/guardian engagement.



## D. Newlin Fell School

School Code 219  
 Sector District  
 Address 900 W. Oregon Ave., 19148  
 Phone/Fax 215-400-8260 / 215-400-8261  
 Website <http://philasd.org/fell/>

Report Type K8 School  
 Grades in Report K-8  
 Enrollment 574  
 Admissions Category Neighborhood  
 Turnaround Model N/A

### Performance Tiers

■ INTERVENE (0-24%) ■ WATCH (25-49%) ■ REINFORCE (50-74%) ■ MODEL (75-100%)

2015-16 2016-17 2017-18 3 YEAR AVG

### OVERALL: REINFORCE (65%)

A school's overall score represents its combined performance on the Achievement, Progress, Climate, and College & Career (for high schools only) domains.



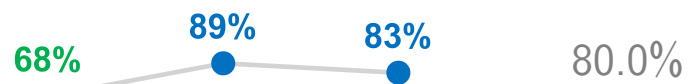
### Achievement: WATCH (44%)

The Achievement domain measures performance on standardized assessments, including PSSA, Keystone Exams, ACCESS for ELLs, and reading assessments.



### Progress: MODEL (83%)

The Progress domain measures growth on standardized assessments and progress towards graduation (for high schools only).



### Climate: REINFORCE (64%)

The Climate domain measures school climate and student and parent/guardian engagement.



## 2017-2018 School Progress Report

### Delaplaine McDaniel School

School Code 237  
Sector District  
Address 1801 S. 22nd St., 19145  
Phone/Fax 215-400-8220 / 215-400-8221  
Website <http://philasd.org/mcdaniel>

Report Type K8 School  
Grades in Report K-8  
Enrollment 442  
Admissions Category Neighborhood  
Turnaround Model N/A

### Performance Tiers

■ INTERVENE (0-24%) ■ WATCH (25-49%) ■ REINFORCE (50-74%) ■ MODEL (75-100%)

2015-16 2016-17 2017-18 3 YEAR AVG

### OVERALL: INTERVENE (24%)

A school's overall score represents its combined performance on the Achievement, Progress, Climate, and College & Career (for high schools only) domains.



### Achievement: INTERVENE (2%)

The Achievement domain measures performance on standardized assessments, including PSSA, Keystone Exams, ACCESS for ELLs, and reading assessments.




### Progress: WATCH (42%)

The Progress domain measures growth on standardized assessments and progress towards graduation (for high schools only).



### Climate: INTERVENE (24%)

The Climate domain measures school climate and student and parent/guardian engagement.



## Discovery Charter School

School Code W72  
 Sector Charter  
 Address 4700 Parkside Ave., 19131  
 Phone/Fax 215-879-8182 / 215-879-9510  
 Website <http://www.discoverycharterschool.com>

Report Type K8 School  
 Grades in Report K-8  
 Enrollment 728  
 Admissions Category Citywide  
 Turnaround Model N/A

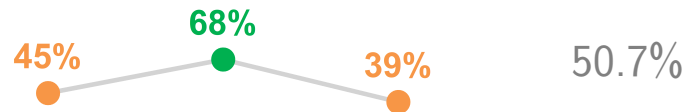
### Performance Tiers

■ INTERVENE (0-24%) ■ WATCH (25-49%) ■ REINFORCE (50-74%) ■ MODEL (75-100%)

2015-16 2016-17 2017-18 3 YEAR AVG

### OVERALL: WATCH (39%)

A school's overall score represents its combined performance on the Achievement, Progress, Climate, and College & Career (for high schools only) domains.



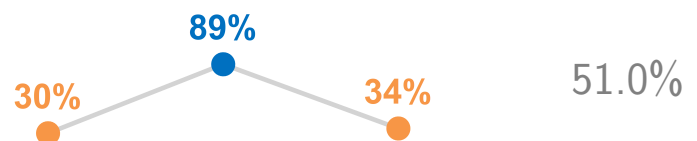
### Achievement: INTERVENE (20%)

The Achievement domain measures performance on standardized assessments, including PSSA, Keystone Exams, ACCESS for ELLs, and reading assessments.




### Progress: WATCH (34%)

The Progress domain measures growth on standardized assessments and progress towards graduation (for high schools only).



### Climate: REINFORCE (63%)

The Climate domain measures school climate and student and parent/guardian engagement.





## 2017-2018 School Progress Report

### Dr. Ethel Allen School

School Code 444  
Sector District  
Address 3200 W. Lehigh Ave., 19132  
Phone/Fax 215-400-7040 / 215-400-7041  
Website <http://philasd.org/ethelallen>

Report Type K8 School  
Grades in Report K-8  
Enrollment 440  
Admissions Category Neighborhood  
Turnaround Model Turnaround

### Performance Tiers

■ INTERVENE (0-24%) ■ WATCH (25-49%) ■ REINFORCE (50-74%) ■ MODEL (75-100%)

2015-16 2016-17 2017-18 3 YEAR AVG

### OVERALL: WATCH (26%)

A school's overall score represents its combined performance on the Achievement, Progress, Climate, and College & Career (for high schools only) domains.



### Achievement: INTERVENE (2%)

The Achievement domain measures performance on standardized assessments, including PSSA, Keystone Exams, ACCESS for ELLs, and reading assessments.



### Progress: REINFORCE (50%)

The Progress domain measures growth on standardized assessments and progress towards graduation (for high schools only).



### Climate: INTERVENE (19%)

The Climate domain measures school climate and student and parent/guardian engagement.



## E. Washington Rhodes School

School Code 435  
 Sector District  
 Address 2900 W. Clearfield St., 19132  
 Phone/Fax 215-400-7060 / 215-400-7061  
 Website <http://philasd.org/rhodes/>

Report Type K8 School  
 Grades in Report K-8  
 Enrollment 556  
 Admissions Category Neighborhood  
 Turnaround Model Turnaround

### Performance Tiers

■ INTERVENE (0-24%) ■ WATCH (25-49%) ■ REINFORCE (50-74%) ■ MODEL (75-100%)

2015-16 2016-17 2017-18 3 YEAR AVG

### OVERALL: INTERVENE (14%)

A school's overall score represents its combined performance on the Achievement, Progress, Climate, and College & Career (for high schools only) domains.



### Achievement: INTERVENE (2%)

The Achievement domain measures performance on standardized assessments, including PSSA, Keystone Exams, ACCESS for ELLs, and reading assessments.



### Progress: WATCH (26%)

The Progress domain measures growth on standardized assessments and progress towards graduation (for high schools only).



### Climate: INTERVENE (10%)

The Climate domain measures school climate and student and parent/guardian engagement.



## 2017-2018 School Progress Report

### Edward Gideon School

School Code 453  
Sector District  
Address 2817 W. Glenwood Ave., 19121  
Phone/Fax 215-400-7360 / 215-400-7361  
Website <http://philasd.org/gideon>

Report Type K8 School  
Grades in Report K-8  
Enrollment 283  
Admissions Category Neighborhood  
Turnaround Model N/A

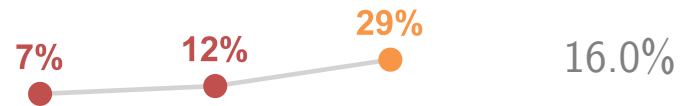
### Performance Tiers

■ INTERVENE (0-24%) ■ WATCH (25-49%) ■ REINFORCE (50-74%) ■ MODEL (75-100%)

2015-16 2016-17 2017-18 3 YEAR AVG

### OVERALL: WATCH (29%)

A school's overall score represents its combined performance on the Achievement, Progress, Climate, and College & Career (for high schools only) domains.



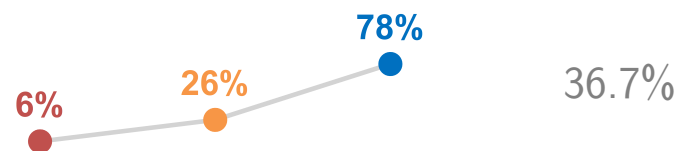
### Achievement: INTERVENE (2%)

The Achievement domain measures performance on standardized assessments, including PSSA, Keystone Exams, ACCESS for ELLs, and reading assessments.



### Progress: MODEL (78%)

The Progress domain measures growth on standardized assessments and progress towards graduation (for high schools only).



### Climate: INTERVENE (8%)

The Climate domain measures school climate and student and parent/guardian engagement.



## 2017-2018 School Progress Report

### Edward Heston School

School Code 430  
Sector District  
Address 1621 N. 54th St., 19131  
Phone/Fax 215-400-7290 / 215-400-7291  
Website <http://philasd.org/heston>

Report Type K8 School  
Grades in Report K-8  
Enrollment 532  
Admissions Category Neighborhood  
Turnaround Model Turnaround

### Performance Tiers

■ INTERVENE (0-24%) ■ WATCH (25-49%) ■ REINFORCE (50-74%) ■ MODEL (75-100%)

2015-16 2016-17 2017-18 3 YEAR AVG

### OVERALL: INTERVENE (6%)

A school's overall score represents its combined performance on the Achievement, Progress, Climate, and College & Career (for high schools only) domains.



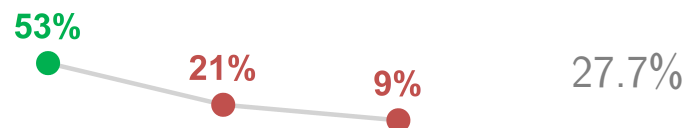
### Achievement: INTERVENE (3%)

The Achievement domain measures performance on standardized assessments, including PSSA, Keystone Exams, ACCESS for ELLs, and reading assessments.



### Progress: INTERVENE (9%)

The Progress domain measures growth on standardized assessments and progress towards graduation (for high schools only).



### Climate: INTERVENE (6%)

The Climate domain measures school climate and student and parent/guardian engagement.



## 2017-2018 School Progress Report

### Edward T. Steel School

School Code 639  
Sector District  
Address 4301 Wayne Ave., 19140  
Phone/Fax 215-400-3910 / 215-400-3911  
Website <http://philasd.org/steel/>

Report Type K8 School  
Grades in Report K-8  
Enrollment 520  
Admissions Category Neighborhood  
Turnaround Model N/A


### Performance Tiers

■ INTERVENE (0-24%) ■ WATCH (25-49%) ■ REINFORCE (50-74%) ■ MODEL (75-100%)

2015-16 2016-17 2017-18 3 YEAR AVG

### OVERALL: WATCH (27%)

A school's overall score represents its combined performance on the Achievement, Progress, Climate, and College & Career (for high schools only) domains.



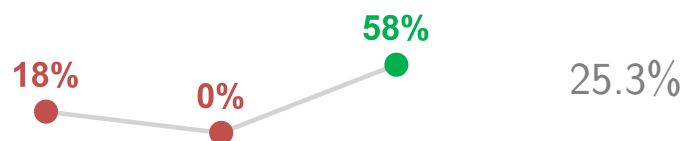
### Achievement: INTERVENE (2%)

The Achievement domain measures performance on standardized assessments, including PSSA, Keystone Exams, ACCESS for ELLs, and reading assessments.



### Progress: REINFORCE (58%)

The Progress domain measures growth on standardized assessments and progress towards graduation (for high schools only).



### Climate: INTERVENE (12%)

The Climate domain measures school climate and student and parent/guardian engagement.



## 2017-2018 School Progress Report

### Edwin M. Stanton School

School Code 245  
Sector District  
Address 901 S. 17th St., 19146  
Phone/Fax 215-400-7960 / 215-400-7961  
Website <http://philasd.org/emstanton/>

Report Type K8 School  
Grades in Report K-8  
Enrollment 254  
Admissions Category Neighborhood  
Turnaround Model N/A

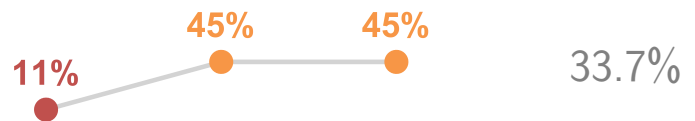
#### Performance Tiers

■ INTERVENE (0-24%) ■ WATCH (25-49%) ■ REINFORCE (50-74%) ■ MODEL (75-100%)

2015-16 2016-17 2017-18 3 YEAR AVG

#### OVERALL: WATCH (45%)

A school's overall score represents its combined performance on the Achievement, Progress, Climate, and College & Career (for high schools only) domains.



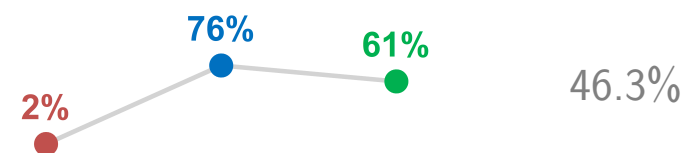
#### Achievement: INTERVENE (16%)

The Achievement domain measures performance on standardized assessments, including PSSA, Keystone Exams, ACCESS for ELLs, and reading assessments.



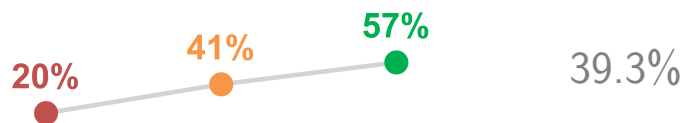
#### Progress: REINFORCE (61%)

The Progress domain measures growth on standardized assessments and progress towards graduation (for high schools only).



#### Climate: REINFORCE (57%)

The Climate domain measures school climate and student and parent/guardian engagement.



## 2017-2018 School Progress Report

### Eliza B. Kirkbride School

School Code 258  
Sector District  
Address 1501 S. 7th St., 19147  
Phone/Fax 215-400-7980 / 215-400-7981  
Website <http://philasd.org/kirkbride>

Report Type K8 School  
Grades in Report K-8  
Enrollment 550  
Admissions Category Neighborhood  
Turnaround Model N/A

### Performance Tiers

■ INTERVENE (0-24%) ■ WATCH (25-49%) ■ REINFORCE (50-74%) ■ MODEL (75-100%)

2015-16 2016-17 2017-18 3 YEAR AVG

### OVERALL: REINFORCE (60%)

A school's overall score represents its combined performance on the Achievement, Progress, Climate, and College & Career (for high schools only) domains.




### Achievement: WATCH (42%)

The Achievement domain measures performance on standardized assessments, including PSSA, Keystone Exams, ACCESS for ELLs, and reading assessments.



### Progress: REINFORCE (52%)

The Progress domain measures growth on standardized assessments and progress towards graduation (for high schools only).



### Climate: MODEL (89%)

The Climate domain measures school climate and student and parent/guardian engagement.



## 2017-2018 School Progress Report

### Ethan Allen School

School Code 820  
Sector District  
Address 6329 Battersby St., 19149  
Phone/Fax 215-400-3270 / 215-400-3271  
Website <http://philasd.org/ethanallen>

Report Type K8 School  
Grades in Report K-8  
Enrollment 978  
Admissions Category Neighborhood  
Turnaround Model N/A

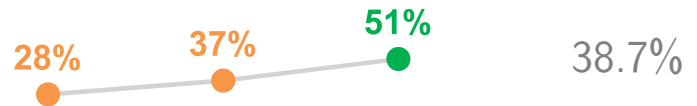
### Performance Tiers

■ INTERVENE (0-24%) ■ WATCH (25-49%) ■ REINFORCE (50-74%) ■ MODEL (75-100%)

2015-16 2016-17 2017-18 3 YEAR AVG

### OVERALL: REINFORCE (51%)

A school's overall score represents its combined performance on the Achievement, Progress, Climate, and College & Career (for high schools only) domains.



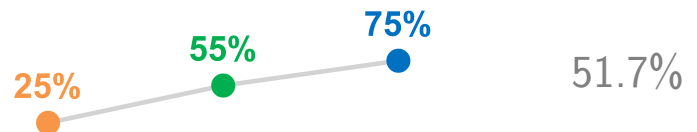
### Achievement: INTERVENE (15%)

The Achievement domain measures performance on standardized assessments, including PSSA, Keystone Exams, ACCESS for ELLs, and reading assessments.




### Progress: MODEL (75%)

The Progress domain measures growth on standardized assessments and progress towards graduation (for high schools only).



### Climate: REINFORCE (57%)

The Climate domain measures school climate and student and parent/guardian engagement.





# Eugenio Maria De Hostos Charter School

School Code W07  
Sector Charter  
Address 6301 N. 2nd St., 19120  
Phone/Fax 215-324-7012 / 215-324-7017  
Website <http://www.aspirapa.org/hostos/>

Report Type K8 School  
Grades in Report K-8  
Enrollment 504  
Admissions Category Citywide  
Turnaround Model N/A

## Performance Tiers

■ INTERVENE (0-24%) ■ WATCH (25-49%) ■ REINFORCE (50-74%) ■ MODEL (75-100%)

2015-16 2016-17 2017-18 3 YEAR AVG

### OVERALL: REINFORCE (58%)

A school's overall score represents its combined performance on the Achievement, Progress, Climate, and College & Career (for high schools only) domains.



### Achievement: WATCH (35%)

The Achievement domain measures performance on standardized assessments, including PSSA, Keystone Exams, ACCESS for ELLs, and reading assessments.



### Progress: REINFORCE (67%)

The Progress domain measures growth on standardized assessments and progress towards graduation (for high schools only).



### Climate: REINFORCE (72%)

The Climate domain measures school climate and student and parent/guardian engagement.



## F. Amedee Bregy School

School Code 224  
Sector District  
Address 1700 Bigler St., 19145  
Phone/Fax 215-400-8210 / 215-400-8211  
Website <http://philasd.org/bregy/>

Report Type K8 School  
Grades in Report K-8  
Enrollment 340  
Admissions Category Neighborhood  
Turnaround Model N/A

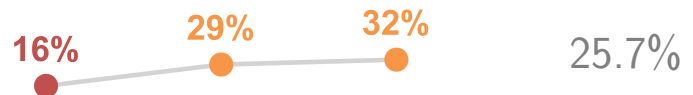
### Performance Tiers

■ INTERVENE (0-24%) ■ WATCH (25-49%) ■ REINFORCE (50-74%) ■ MODEL (75-100%)

2015-16 2016-17 2017-18 3 YEAR AVG

### OVERALL: WATCH (32%)

A school's overall score represents its combined performance on the Achievement, Progress, Climate, and College & Career (for high schools only) domains.



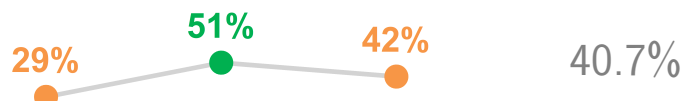
### Achievement: INTERVENE (11%)

The Achievement domain measures performance on standardized assessments, including PSSA, Keystone Exams, ACCESS for ELLs, and reading assessments.



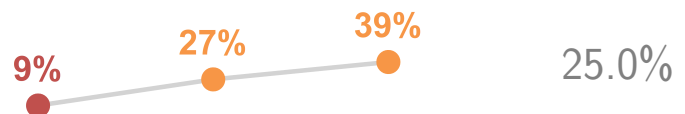
### Progress: WATCH (42%)

The Progress domain measures growth on standardized assessments and progress towards graduation (for high schools only).



### Climate: WATCH (39%)

The Climate domain measures school climate and student and parent/guardian engagement.



# First Philadelphia Preparatory Charter School

School Code	W64	Report Type	K8 School
Sector	Charter	Grades in Report	K-8
Address	4300 Tacony St., 19124	Enrollment	1,491
Phone/Fax	215-743-3100 / 215-743-9877	Admissions Category	Citywide With Criteria
Website	http://www.ap-schools.org/First-Phila-Prep	Turnaround Model	N/A


## Performance Tiers

■ INTERVENE (0-24%)
 ■ WATCH (25-49%)
 ■ REINFORCE (50-74%)
 ■ MODEL (75-100%)

2015-16      2016-17      2017-18      3 YEAR AVG

## OVERALL: REINFORCE (59%)

A school's overall score represents its combined performance on the Achievement, Progress, Climate, and College & Career (for high schools only) domains.



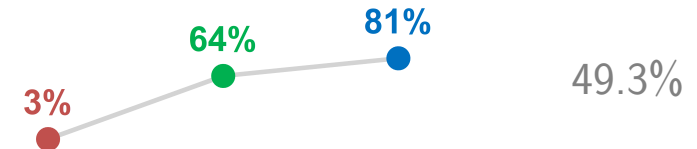
## Achievement: INTERVENE (19%)

The Achievement domain measures performance on standardized assessments, including PSSA, Keystone Exams, ACCESS for ELLs, and reading assessments.



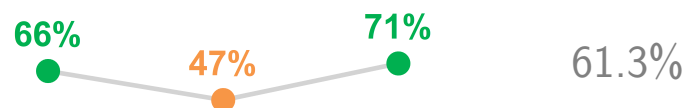
## Progress: MODEL (81%)

The Progress domain measures growth on standardized assessments and progress towards graduation (for high schools only).



## Climate: REINFORCE (71%)

The Climate domain measures school climate and student and parent/guardian engagement.



## Fitler Academics Plus School

School Code 623  
 Sector District  
 Address 140 W. Seymour St., 19144  
 Phone/Fax 215-400-3610 / 215-400-3611  
 Website <http://philasd.org/fitler>

Report Type K8 School  
 Grades in Report K-8  
 Enrollment 235  
 Admissions Category Citywide  
 Turnaround Model N/A

### Performance Tiers

■ INTERVENE (0-24%) ■ WATCH (25-49%) ■ REINFORCE (50-74%) ■ MODEL (75-100%)

2015-16 2016-17 2017-18 3 YEAR AVG

### OVERALL: WATCH (45%)

A school's overall score represents its combined performance on the Achievement, Progress, Climate, and College & Career (for high schools only) domains.



### Achievement: WATCH (26%)

The Achievement domain measures performance on standardized assessments, including PSSA, Keystone Exams, ACCESS for ELLs, and reading assessments.



### Progress: WATCH (38%)

The Progress domain measures growth on standardized assessments and progress towards graduation (for high schools only).



### Climate: REINFORCE (72%)

The Climate domain measures school climate and student and parent/guardian engagement.



## Folk Arts-Cultural Treasures Charter School

School Code W84  
 Sector Charter  
 Address 1023 Callowhill St., 19123  
 Phone/Fax 215-569-2600 / 215-569-3985  
 Website <http://www.factschool.org>

Report Type K8 School  
 Grades in Report K-8  
 Enrollment 503  
 Admissions Category Citywide  
 Turnaround Model N/A

### Performance Tiers

■ INTERVENE (0-24%) ■ WATCH (25-49%) ■ REINFORCE (50-74%) ■ MODEL (75-100%)

2015-16 2016-17 2017-18 3 YEAR AVG

### OVERALL: MODEL (81%)

A school's overall score represents its combined performance on the Achievement, Progress, Climate, and College & Career (for high schools only) domains.



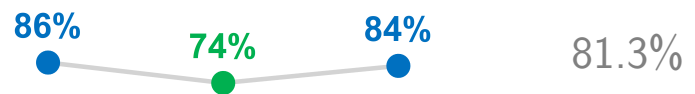
### Achievement: REINFORCE (67%)

The Achievement domain measures performance on standardized assessments, including PSSA, Keystone Exams, ACCESS for ELLs, and reading assessments.



### Progress: MODEL (84%)

The Progress domain measures growth on standardized assessments and progress towards graduation (for high schools only).



### Climate: MODEL (92%)

The Climate domain measures school climate and student and parent/guardian engagement.



## 2017-2018 School Progress Report

### Francis Hopkinson School

School Code 730  
Sector District  
Address 4001 L St., 19124  
Phone/Fax 215-400-3970 / 215-400-3971  
Website <http://philasd.org/hopkinson>

Report Type K8 School  
Grades in Report K-8  
Enrollment 914  
Admissions Category Neighborhood  
Turnaround Model N/A

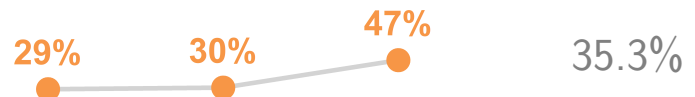
### Performance Tiers

■ INTERVENE (0-24%) ■ WATCH (25-49%) ■ REINFORCE (50-74%) ■ MODEL (75-100%)

2015-16 2016-17 2017-18 3 YEAR AVG

### OVERALL: WATCH (47%)

A school's overall score represents its combined performance on the Achievement, Progress, Climate, and College & Career (for high schools only) domains.



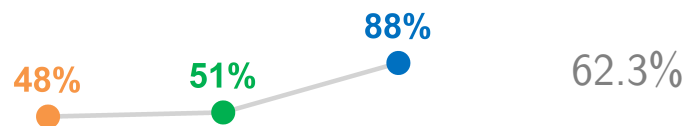
### Achievement: INTERVENE (5%)

The Achievement domain measures performance on standardized assessments, including PSSA, Keystone Exams, ACCESS for ELLs, and reading assessments.



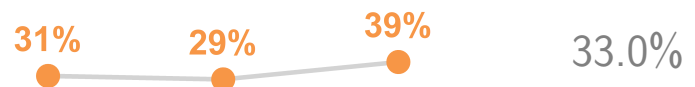
### Progress: MODEL (88%)

The Progress domain measures growth on standardized assessments and progress towards graduation (for high schools only).



### Climate: WATCH (39%)

The Climate domain measures school climate and student and parent/guardian engagement.



## 2017-2018 School Progress Report

### Franklin S. Edmonds School

School Code 621  
Sector District  
Address 8025 Thouron Ave., 19150  
Phone/Fax 215-400-3370 / 215-400-3371  
Website <http://philasd.org/edmonds>

Report Type K8 School  
Grades in Report K-7  
Enrollment 600  
Admissions Category Neighborhood  
Turnaround Model N/A

### Performance Tiers

■ INTERVENE (0-24%) ■ WATCH (25-49%) ■ REINFORCE (50-74%) ■ MODEL (75-100%)

2015-16 2016-17 2017-18 3 YEAR AVG

### OVERALL: WATCH (29%)

A school's overall score represents its combined performance on the Achievement, Progress, Climate, and College & Career (for high schools only) domains.



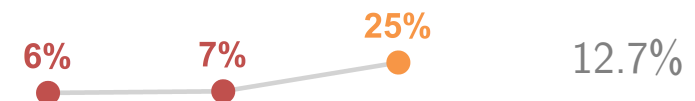
### Achievement: INTERVENE (16%)

The Achievement domain measures performance on standardized assessments, including PSSA, Keystone Exams, ACCESS for ELLs, and reading assessments.



### Progress: WATCH (25%)

The Progress domain measures growth on standardized assessments and progress towards graduation (for high schools only).



### Climate: WATCH (46%)

The Climate domain measures school climate and student and parent/guardian engagement.



## Franklin Towne Charter Elementary School

School Code X03  
 Sector Charter  
 Address 4259 Richmond St., 19137  
 Phone/Fax 215-289-3389 / 215-288-4041  
 Website <http://es.franklintowne.org>

Report Type K8 School  
 Grades in Report K-8  
 Enrollment 936  
 Admissions Category Citywide With Criteria  
 Turnaround Model N/A

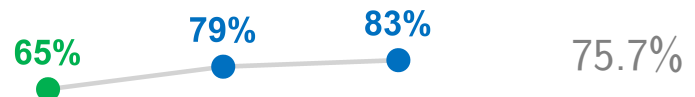
### Performance Tiers

■ INTERVENE (0-24%) ■ WATCH (25-49%) ■ REINFORCE (50-74%) ■ MODEL (75-100%)

2015-16 2016-17 2017-18 3 YEAR AVG

### OVERALL: MODEL (83%)

A school's overall score represents its combined performance on the Achievement, Progress, Climate, and College & Career (for high schools only) domains.



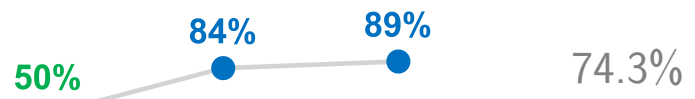
### Achievement: REINFORCE (66%)

The Achievement domain measures performance on standardized assessments, including PSSA, Keystone Exams, ACCESS for ELLs, and reading assessments.



### Progress: MODEL (89%)

The Progress domain measures growth on standardized assessments and progress towards graduation (for high schools only).



### Climate: MODEL (91%)

The Climate domain measures school climate and student and parent/guardian engagement.





## 2017-2018 School Progress Report

### General George A. McCall School

School Code 234  
Sector District  
Address 325 S. 7th St., 19106  
Phone/Fax 215-400-7840 / 215-400-7841  
Website <http://philasd.org/mccall/>

Report Type K8 School  
Grades in Report K-8  
Enrollment 727  
Admissions Category Neighborhood  
Turnaround Model N/A

#### Performance Tiers

■ INTERVENE (0-24%) ■ WATCH (25-49%) ■ REINFORCE (50-74%) ■ MODEL (75-100%)

2015-16 2016-17 2017-18 3 YEAR AVG

#### OVERALL: MODEL (81%)

A school's overall score represents its combined performance on the Achievement, Progress, Climate, and College & Career (for high schools only) domains.



#### Achievement: REINFORCE (69%)

The Achievement domain measures performance on standardized assessments, including PSSA, Keystone Exams, ACCESS for ELLs, and reading assessments.



#### Progress: MODEL (85%)

The Progress domain measures growth on standardized assessments and progress towards graduation (for high schools only).



#### Climate: MODEL (88%)

The Climate domain measures school climate and student and parent/guardian engagement.



## 2017-2018 School Progress Report

### General George G. Meade School

School Code 457  
Sector District  
Address 1600 N. 18th St., 19121  
Phone/Fax 215-400-7310 / 215-400-7311  
Website <http://philasd.org/meade>

Report Type K8 School  
Grades in Report K-8  
Enrollment 375  
Admissions Category Neighborhood  
Turnaround Model N/A

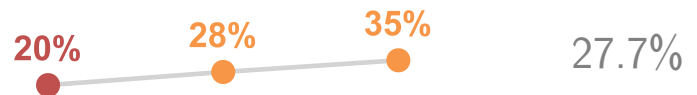
### Performance Tiers

■ INTERVENE (0-24%) ■ WATCH (25-49%) ■ REINFORCE (50-74%) ■ MODEL (75-100%)

2015-16 2016-17 2017-18 3 YEAR AVG

### OVERALL: WATCH (35%)

A school's overall score represents its combined performance on the Achievement, Progress, Climate, and College & Career (for high schools only) domains.



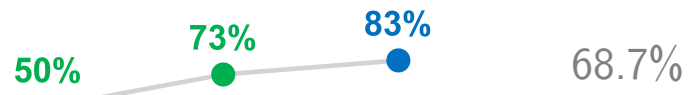
### Achievement: INTERVENE (2%)

The Achievement domain measures performance on standardized assessments, including PSSA, Keystone Exams, ACCESS for ELLs, and reading assessments.



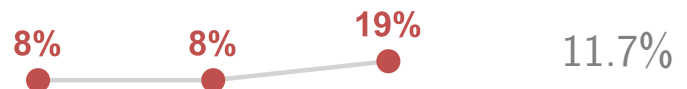
### Progress: MODEL (83%)

The Progress domain measures growth on standardized assessments and progress towards graduation (for high schools only).



### Climate: INTERVENE (19%)

The Climate domain measures school climate and student and parent/guardian engagement.



## 2017-2018 School Progress Report

### General Philip Kearny School

School Code 548  
Sector District  
Address 601 Fairmount Ave., 19123  
Phone/Fax 215-400-7590 / 215-400-7591  
Website <http://philasd.org/kearny>

Report Type K8 School  
Grades in Report K-8  
Enrollment 333  
Admissions Category Neighborhood  
Turnaround Model N/A

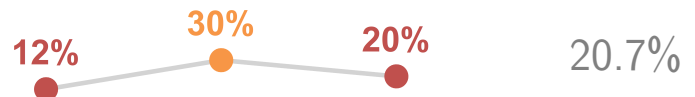
### Performance Tiers

■ INTERVENE (0-24%) ■ WATCH (25-49%) ■ REINFORCE (50-74%) ■ MODEL (75-100%)

2015-16 2016-17 2017-18 3 YEAR AVG

### OVERALL: INTERVENE (20%)

A school's overall score represents its combined performance on the Achievement, Progress, Climate, and College & Career (for high schools only) domains.



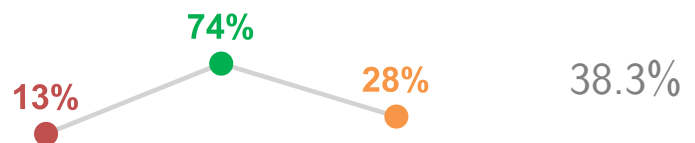
### Achievement: INTERVENE (10%)

The Achievement domain measures performance on standardized assessments, including PSSA, Keystone Exams, ACCESS for ELLs, and reading assessments.




### Progress: WATCH (28%)

The Progress domain measures growth on standardized assessments and progress towards graduation (for high schools only).



### Climate: INTERVENE (21%)

The Climate domain measures school climate and student and parent/guardian engagement.



## 2017-2018 School Progress Report

### George W. Childs School

School Code 226  
Sector District  
Address 1599 Wharton St., 19146  
Phone/Fax 215-400-7950 / 215-400-7951  
Website <http://philasd.org/childs/>

Report Type K8 School  
Grades in Report K-8  
Enrollment 520  
Admissions Category Neighborhood  
Turnaround Model N/A

### Performance Tiers

■ INTERVENE (0-24%) ■ WATCH (25-49%) ■ REINFORCE (50-74%) ■ MODEL (75-100%)

2015-16 2016-17 2017-18 3 YEAR AVG

### OVERALL: WATCH (35%)

A school's overall score represents its combined performance on the Achievement, Progress, Climate, and College & Career (for high schools only) domains.



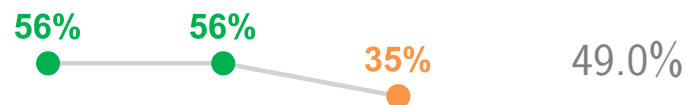
### Achievement: INTERVENE (22%)

The Achievement domain measures performance on standardized assessments, including PSSA, Keystone Exams, ACCESS for ELLs, and reading assessments.



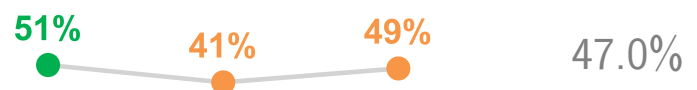
### Progress: WATCH (35%)

The Progress domain measures growth on standardized assessments and progress towards graduation (for high schools only).



### Climate: WATCH (49%)

The Climate domain measures school climate and student and parent/guardian engagement.



## 2017-2018 School Progress Report

### George W. Nebinger School

School Code 259  
Sector District  
Address 601 Carpenter St., 19147  
Phone/Fax 215-400-8110 / 215-400-8111  
Website <http://philasd.org/nebinger/>

Report Type K8 School  
Grades in Report K-8  
Enrollment 375  
Admissions Category Neighborhood  
Turnaround Model N/A

### Performance Tiers

■ INTERVENE (0-24%) ■ WATCH (25-49%) ■ REINFORCE (50-74%) ■ MODEL (75-100%)

2015-16 2016-17 2017-18 3 YEAR AVG


### OVERALL: WATCH (36%)

A school's overall score represents its combined performance on the Achievement, Progress, Climate, and College & Career (for high schools only) domains.




### Achievement: WATCH (29%)

The Achievement domain measures performance on standardized assessments, including PSSA, Keystone Exams, ACCESS for ELLs, and reading assessments.




### Progress: INTERVENE (15%)

The Progress domain measures growth on standardized assessments and progress towards graduation (for high schools only).



### Climate: REINFORCE (70%)

The Climate domain measures school climate and student and parent/guardian engagement.



## 2017-2018 School Progress Report

### George W. Sharswood School

School Code 263  
Sector District  
Address 2300 S. 2nd St., 19148  
Phone/Fax 215-400-8270 / 215-400-8271  
Website <http://philasd.org/sharswood/>

Report Type K8 School  
Grades in Report K-8  
Enrollment 549  
Admissions Category Neighborhood  
Turnaround Model N/A

### Performance Tiers

■ INTERVENE (0-24%) ■ WATCH (25-49%) ■ REINFORCE (50-74%) ■ MODEL (75-100%)

2015-16 2016-17 2017-18 3 YEAR AVG

### OVERALL: REINFORCE (61%)

A school's overall score represents its combined performance on the Achievement, Progress, Climate, and College & Career (for high schools only) domains.



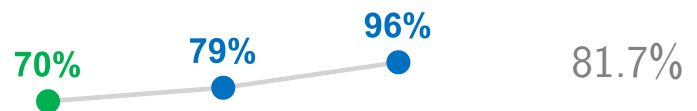
### Achievement: INTERVENE (24%)

The Achievement domain measures performance on standardized assessments, including PSSA, Keystone Exams, ACCESS for ELLs, and reading assessments.



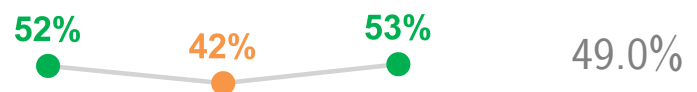
### Progress: MODEL (96%)

The Progress domain measures growth on standardized assessments and progress towards graduation (for high schools only).



### Climate: REINFORCE (53%)

The Climate domain measures school climate and student and parent/guardian engagement.



## 2017-2018 School Progress Report

### Gilbert Spruance School

School Code 835  
Sector District  
Address 6401 Horrocks St., 19149  
Phone/Fax 215-400-3290 / 215-400-3291  
Website <http://philasd.org/spruance>

Report Type K8 School  
Grades in Report K-8  
Enrollment 1,410  
Admissions Category Neighborhood  
Turnaround Model N/A

### Performance Tiers

■ INTERVENE (0-24%) ■ WATCH (25-49%) ■ REINFORCE (50-74%) ■ MODEL (75-100%)

2015-16 2016-17 2017-18 3 YEAR AVG

### OVERALL: REINFORCE (50%)

A school's overall score represents its combined performance on the Achievement, Progress, Climate, and College & Career (for high schools only) domains.



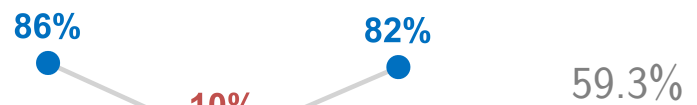
### Achievement: INTERVENE (17%)

The Achievement domain measures performance on standardized assessments, including PSSA, Keystone Exams, ACCESS for ELLs, and reading assessments.



### Progress: MODEL (82%)

The Progress domain measures growth on standardized assessments and progress towards graduation (for high schools only).



### Climate: WATCH (44%)

The Climate domain measures school climate and student and parent/guardian engagement.



## Global Leadership Academy Charter School

School Code W37  
Sector Charter  
Address 4601 W. Girard Ave., 19131  
Phone/Fax 267-295-5700 / 267-295-5701  
Website <http://www.glacharter.org>

Report Type K8 School  
Grades in Report K-8  
Enrollment 696  
Admissions Category Citywide  
Turnaround Model N/A


### Performance Tiers

■ INTERVENE (0-24%) ■ WATCH (25-49%) ■ REINFORCE (50-74%) ■ MODEL (75-100%)

2015-16 2016-17 2017-18 3 YEAR AVG

### OVERALL: REINFORCE (64%)

A school's overall score represents its combined performance on the Achievement, Progress, Climate, and College & Career (for high schools only) domains.



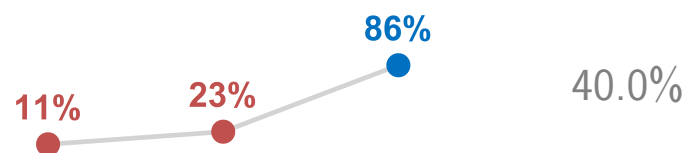
### Achievement: INTERVENE (18%)

The Achievement domain measures performance on standardized assessments, including PSSA, Keystone Exams, ACCESS for ELLs, and reading assessments.



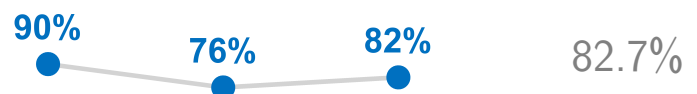
### Progress: MODEL (86%)

The Progress domain measures growth on standardized assessments and progress towards graduation (for high schools only).



### Climate: MODEL (82%)

The Climate domain measures school climate and student and parent/guardian engagement.





## Global Leadership Academy at Huey

School Code X28  
Sector Charter  
Address 5200 Pine St., 19143  
Phone/Fax 215-471-2978 / 215-471-2979  
Website <http://www.glacharter.org>

Report Type K8 School  
Grades in Report K-8  
Enrollment 564  
Admissions Category Neighborhood  
Turnaround Model Renaissance Charter

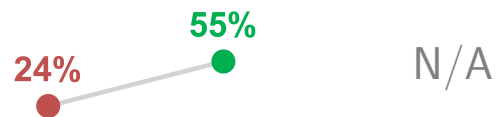
### Performance Tiers

■ INTERVENE (0-24%) ■ WATCH (25-49%) ■ REINFORCE (50-74%) ■ MODEL (75-100%)

2015-16 2016-17 2017-18 3 YEAR AVG

### OVERALL: REINFORCE (55%)

A school's overall score represents its combined performance on the Achievement, Progress, Climate, and College & Career (for high schools only) domains.



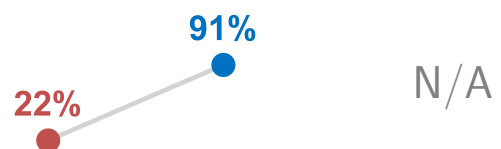
### Achievement: INTERVENE (0%)

The Achievement domain measures performance on standardized assessments, including PSSA, Keystone Exams, ACCESS for ELLs, and reading assessments.



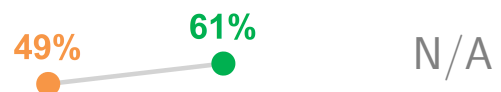
### Progress: MODEL (91%)

The Progress domain measures growth on standardized assessments and progress towards graduation (for high schools only).



### Climate: REINFORCE (61%)

The Climate domain measures school climate and student and parent/guardian engagement.



## 2017-2018 School Progress Report

### Green Woods Charter School

School Code W65  
Sector Charter  
Address 468 Domino Lane, 19128  
Phone/Fax 215-482-6337 / 215-482-9135  
Website <http://www.greenwoodscharter.org/>

Report Type K8 School  
Grades in Report K-8  
Enrollment 692  
Admissions Category Citywide With Criteria  
Turnaround Model N/A

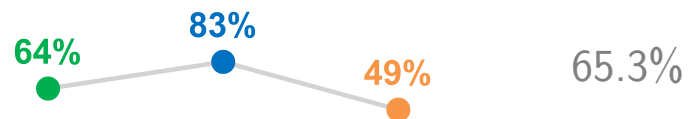
### Performance Tiers

■ INTERVENE (0-24%) ■ WATCH (25-49%) ■ REINFORCE (50-74%) ■ MODEL (75-100%)

2015-16 2016-17 2017-18 3 YEAR AVG

### OVERALL: WATCH (49%)

A school's overall score represents its combined performance on the Achievement, Progress, Climate, and College & Career (for high schools only) domains.



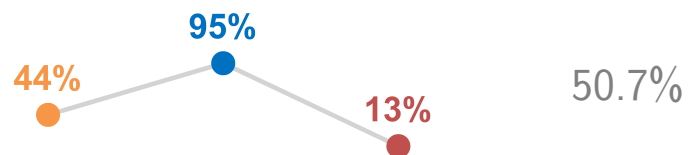
### Achievement: REINFORCE (62%)

The Achievement domain measures performance on standardized assessments, including PSSA, Keystone Exams, ACCESS for ELLs, and reading assessments.



### Progress: INTERVENE (13%)

The Progress domain measures growth on standardized assessments and progress towards graduation (for high schools only).



### Climate: MODEL (81%)

The Climate domain measures school climate and student and parent/guardian engagement.



## 2017-2018 School Progress Report

### Hamilton Disston School

School Code 824  
Sector District  
Address 6801 Cottage St., 19135  
Phone/Fax 215-400-3350 / 215-400-3351  
Website <http://philasd.org/disston>

Report Type K8 School  
Grades in Report K-8  
Enrollment 906  
Admissions Category Neighborhood  
Turnaround Model N/A

### Performance Tiers

■ INTERVENE (0-24%) ■ WATCH (25-49%) ■ REINFORCE (50-74%) ■ MODEL (75-100%)

2015-16 2016-17 2017-18 3 YEAR AVG

### OVERALL: WATCH (28%)

A school's overall score represents its combined performance on the Achievement, Progress, Climate, and College & Career (for high schools only) domains.



### Achievement: INTERVENE (5%)

The Achievement domain measures performance on standardized assessments, including PSSA, Keystone Exams, ACCESS for ELLs, and reading assessments.



### Progress: REINFORCE (55%)

The Progress domain measures growth on standardized assessments and progress towards graduation (for high schools only).



### Climate: INTERVENE (18%)

The Climate domain measures school climate and student and parent/guardian engagement.



# Harambee Institute of Science and Technology Charter School

School Code W02  
Sector Charter  
Address 640 N. 66th St., 19151  
Phone/Fax 215-472-8770 / 215-472-9611  
Website <http://histcs.org/>

Report Type K8 School  
Grades in Report K-8  
Enrollment 539  
Admissions Category Citywide  
Turnaround Model N/A

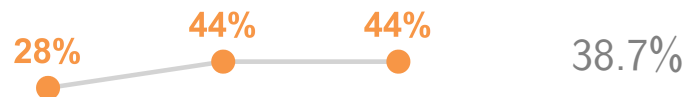
## Performance Tiers

■ INTERVENE (0-24%) ■ WATCH (25-49%) ■ REINFORCE (50-74%) ■ MODEL (75-100%)

2015-16 2016-17 2017-18 3 YEAR AVG

### OVERALL: WATCH (44%)

A school's overall score represents its combined performance on the Achievement, Progress, Climate, and College & Career (for high schools only) domains.



### Achievement: INTERVENE (21%)

The Achievement domain measures performance on standardized assessments, including PSSA, Keystone Exams, ACCESS for ELLs, and reading assessments.



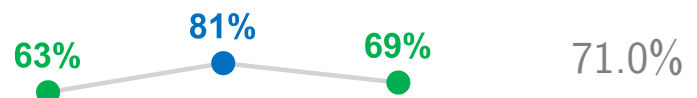
### Progress: WATCH (41%)

The Progress domain measures growth on standardized assessments and progress towards graduation (for high schools only).



### Climate: REINFORCE (69%)

The Climate domain measures school climate and student and parent/guardian engagement.



## 2017-2018 School Progress Report

### Henry A. Brown School

School Code 521  
Sector District  
Address 1946 E. Sergeant St., 19125  
Phone/Fax 215-400-7490 / 215-400-7491  
Website <http://philasd.org/habrown>

Report Type K8 School  
Grades in Report K-8  
Enrollment 497  
Admissions Category Neighborhood  
Turnaround Model N/A

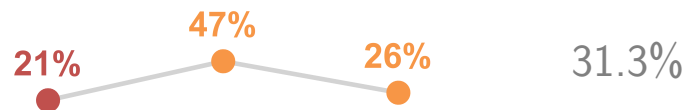
### Performance Tiers

■ INTERVENE (0-24%) ■ WATCH (25-49%) ■ REINFORCE (50-74%) ■ MODEL (75-100%)

2015-16 2016-17 2017-18 3 YEAR AVG

### OVERALL: WATCH (26%)

A school's overall score represents its combined performance on the Achievement, Progress, Climate, and College & Career (for high schools only) domains.



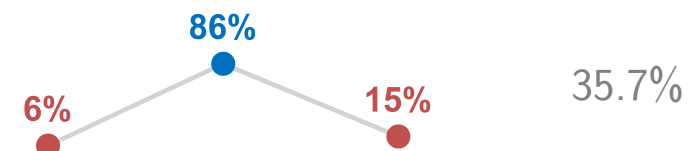
### Achievement: INTERVENE (19%)

The Achievement domain measures performance on standardized assessments, including PSSA, Keystone Exams, ACCESS for ELLs, and reading assessments.



### Progress: INTERVENE (15%)

The Progress domain measures growth on standardized assessments and progress towards graduation (for high schools only).



### Climate: WATCH (47%)

The Climate domain measures school climate and student and parent/guardian engagement.



## 2017-2018 School Progress Report

### Henry C. Lea School

School Code 134  
Sector District  
Address 4700 Locust St., 19139  
Phone/Fax 215-400-7660 / 215-400-7661  
Website <http://philasd.org/lea>

Report Type K8 School  
Grades in Report K-8  
Enrollment 554  
Admissions Category Neighborhood  
Turnaround Model N/A

### Performance Tiers

■ INTERVENE (0-24%) ■ WATCH (25-49%) ■ REINFORCE (50-74%) ■ MODEL (75-100%)

2015-16 2016-17 2017-18 3 YEAR AVG

### OVERALL: REINFORCE (51%)

A school's overall score represents its combined performance on the Achievement, Progress, Climate, and College & Career (for high schools only) domains.



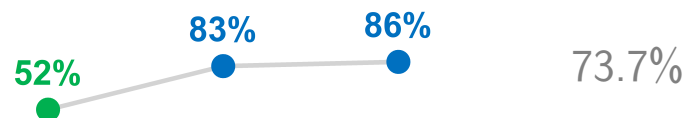
### Achievement: INTERVENE (20%)

The Achievement domain measures performance on standardized assessments, including PSSA, Keystone Exams, ACCESS for ELLs, and reading assessments.




### Progress: MODEL (86%)

The Progress domain measures growth on standardized assessments and progress towards graduation (for high schools only).



### Climate: WATCH (41%)

The Climate domain measures school climate and student and parent/guardian engagement.



## 2017-2018 School Progress Report

### Henry H. Houston School

School Code 626  
Sector District  
Address 7300 Rural Ln., 19119  
Phone/Fax 215-400-3490 / 215-400-3491  
Website <http://philasd.org/houston/>

Report Type K8 School  
Grades in Report K-8  
Enrollment 378  
Admissions Category Neighborhood  
Turnaround Model N/A

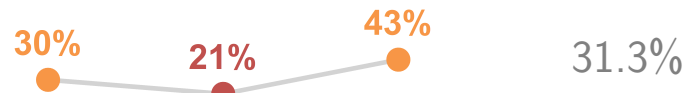
### Performance Tiers

■ INTERVENE (0-24%) ■ WATCH (25-49%) ■ REINFORCE (50-74%) ■ MODEL (75-100%)

2015-16 2016-17 2017-18 3 YEAR AVG

### OVERALL: WATCH (43%)

A school's overall score represents its combined performance on the Achievement, Progress, Climate, and College & Career (for high schools only) domains.



### Achievement: INTERVENE (15%)

The Achievement domain measures performance on standardized assessments, including PSSA, Keystone Exams, ACCESS for ELLs, and reading assessments.



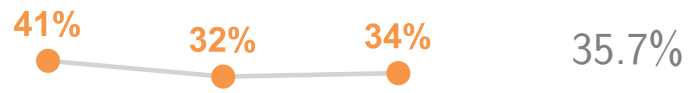
### Progress: REINFORCE (72%)

The Progress domain measures growth on standardized assessments and progress towards graduation (for high schools only).



### Climate: WATCH (34%)

The Climate domain measures school climate and student and parent/guardian engagement.



## Honorable Luis Munoz-Marin School

School Code 568  
 Sector District  
 Address 3300 N. 3rd St., 19140  
 Phone/Fax 215-400-3920 / 215-400-3921  
 Website <http://philasd.org/munozmarin>

Report Type K8 School  
 Grades in Report K-8  
 Enrollment 605  
 Admissions Category Neighborhood  
 Turnaround Model Turnaround


### Performance Tiers

■ INTERVENE (0-24%) ■ WATCH (25-49%) ■ REINFORCE (50-74%) ■ MODEL (75-100%)

2015-16 2016-17 2017-18 3 YEAR AVG

### OVERALL: REINFORCE (51%)

A school's overall score represents its combined performance on the Achievement, Progress, Climate, and College & Career (for high schools only) domains.



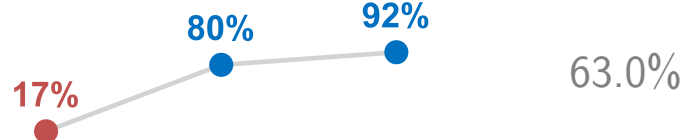
### Achievement: INTERVENE (4%)

The Achievement domain measures performance on standardized assessments, including PSSA, Keystone Exams, ACCESS for ELLs, and reading assessments.



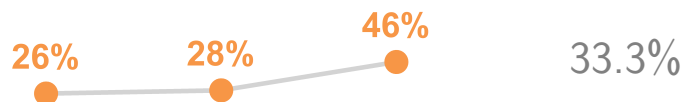
### Progress: MODEL (92%)

The Progress domain measures growth on standardized assessments and progress towards graduation (for high schools only).



### Climate: WATCH (46%)

The Climate domain measures school climate and student and parent/guardian engagement.





## Independence Charter School

School Code W41  
 Sector Charter  
 Address 1600 Lombard St., 19146  
 Phone/Fax 215-238-8000 / 215-545-2924  
 Website <http://www.independencecharter.org>

Report Type K8 School  
 Grades in Report K-8  
 Enrollment 817  
 Admissions Category Citywide  
 Turnaround Model N/A

### Performance Tiers

■ INTERVENE (0-24%) ■ WATCH (25-49%) ■ REINFORCE (50-74%) ■ MODEL (75-100%)

2015-16 2016-17 2017-18 3 YEAR AVG

### OVERALL: REINFORCE (71%)

A school's overall score represents its combined performance on the Achievement, Progress, Climate, and College & Career (for high schools only) domains.



### Achievement: REINFORCE (56%)

The Achievement domain measures performance on standardized assessments, including PSSA, Keystone Exams, ACCESS for ELLs, and reading assessments.



### Progress: REINFORCE (63%)

The Progress domain measures growth on standardized assessments and progress towards graduation (for high schools only).



### Climate: MODEL (96%)

The Climate domain measures school climate and student and parent/guardian engagement.



## 2017-2018 School Progress Report

### James Dobson School

School Code 645  
Sector District  
Address 4667 Umbria St., 19127  
Phone/Fax 215-400-3570 / 215-400-3571  
Website <http://philasd.org/dobson/>

Report Type K8 School  
Grades in Report K-8  
Enrollment 270  
Admissions Category Neighborhood  
Turnaround Model N/A

### Performance Tiers

■ INTERVENE (0-24%) ■ WATCH (25-49%) ■ REINFORCE (50-74%) ■ MODEL (75-100%)

2015-16 2016-17 2017-18 3 YEAR AVG

### OVERALL: WATCH (45%)

A school's overall score represents its combined performance on the Achievement, Progress, Climate, and College & Career (for high schools only) domains.



### Achievement: WATCH (34%)

The Achievement domain measures performance on standardized assessments, including PSSA, Keystone Exams, ACCESS for ELLs, and reading assessments.



### Progress: WATCH (41%)

The Progress domain measures growth on standardized assessments and progress towards graduation (for high schools only).



### Climate: REINFORCE (58%)

The Climate domain measures school climate and student and parent/guardian engagement.



## 2017-2018 School Progress Report

### James G. Blaine School

School Code 422  
Sector District  
Address 3001 W. Berks St., 19121  
Phone/Fax 215-400-7330 / 215-400-7331  
Website <http://philasd.org/blaine>

Report Type K8 School  
Grades in Report K-8  
Enrollment 493  
Admissions Category Neighborhood  
Turnaround Model N/A

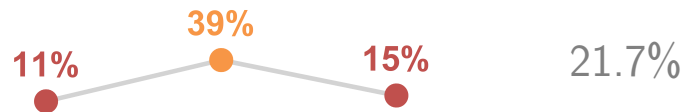
### Performance Tiers

■ INTERVENE (0-24%) ■ WATCH (25-49%) ■ REINFORCE (50-74%) ■ MODEL (75-100%)

2015-16 2016-17 2017-18 3 YEAR AVG

### OVERALL: INTERVENE (15%)

A school's overall score represents its combined performance on the Achievement, Progress, Climate, and College & Career (for high schools only) domains.



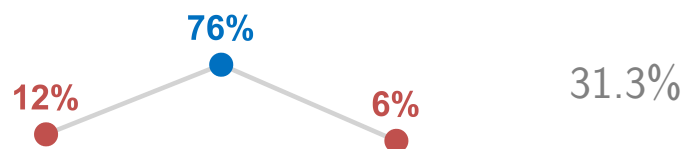
### Achievement: INTERVENE (12%)

The Achievement domain measures performance on standardized assessments, including PSSA, Keystone Exams, ACCESS for ELLs, and reading assessments.



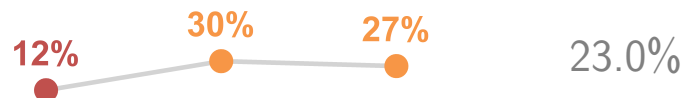
### Progress: INTERVENE (6%)

The Progress domain measures growth on standardized assessments and progress towards graduation (for high schools only).



### Climate: WATCH (27%)

The Climate domain measures school climate and student and parent/guardian engagement.



## 2017-2018 School Progress Report

### James R. Ludlow School

School Code 534  
Sector District  
Address 550 W. Master St., 19122  
Phone/Fax 215-400-7430 / 215-400-7431  
Website <http://philasd.org/ludlow>

Report Type K8 School  
Grades in Report K-8  
Enrollment 316  
Admissions Category Neighborhood  
Turnaround Model N/A


### Performance Tiers

■ INTERVENE (0-24%) ■ WATCH (25-49%) ■ REINFORCE (50-74%) ■ MODEL (75-100%)

2015-16 2016-17 2017-18 3 YEAR AVG

### OVERALL: WATCH (34%)

A school's overall score represents its combined performance on the Achievement, Progress, Climate, and College & Career (for high schools only) domains.



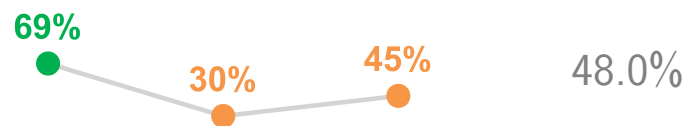
### Achievement: INTERVENE (19%)

The Achievement domain measures performance on standardized assessments, including PSSA, Keystone Exams, ACCESS for ELLs, and reading assessments.



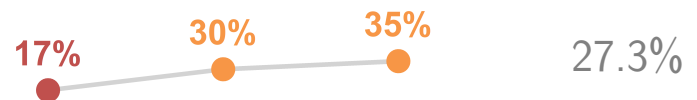
### Progress: WATCH (45%)

The Progress domain measures growth on standardized assessments and progress towards graduation (for high schools only).



### Climate: WATCH (35%)

The Climate domain measures school climate and student and parent/guardian engagement.



## 2017-2018 School Progress Report

### James Rhoads School

School Code 141  
Sector District  
Address 4901 Parrish St., 19139  
Phone/Fax 215-400-7680 / 215-400-7681  
Website <http://philasd.org/rhoads>

Report Type K8 School  
Grades in Report K-8  
Enrollment 540  
Admissions Category Neighborhood  
Turnaround Model N/A

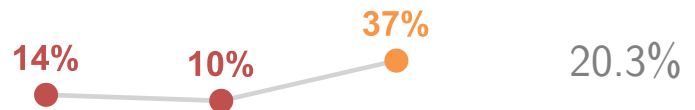
### Performance Tiers

■ INTERVENE (0-24%) ■ WATCH (25-49%) ■ REINFORCE (50-74%) ■ MODEL (75-100%)

2015-16 2016-17 2017-18 3 YEAR AVG

### OVERALL: WATCH (37%)

A school's overall score represents its combined performance on the Achievement, Progress, Climate, and College & Career (for high schools only) domains.



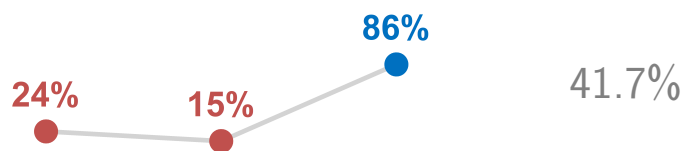
### Achievement: INTERVENE (6%)

The Achievement domain measures performance on standardized assessments, including PSSA, Keystone Exams, ACCESS for ELLs, and reading assessments.



### Progress: MODEL (86%)

The Progress domain measures growth on standardized assessments and progress towards graduation (for high schools only).



### Climate: INTERVENE (5%)

The Climate domain measures school climate and student and parent/guardian engagement.



## 2017-2018 School Progress Report

### Jay Cooke School

School Code 710  
Sector District  
Address 1300 W. Loudon St., 19141  
Phone/Fax 215-400-8330 / 215-400-8331  
Website <http://philasd.org/cooke>

Report Type K8 School  
Grades in Report K-8  
Enrollment 437  
Admissions Category Neighborhood  
Turnaround Model Turnaround

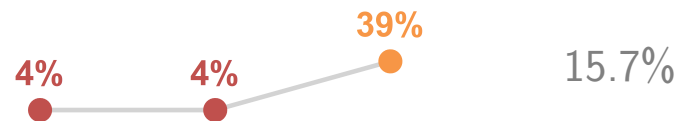
### Performance Tiers

■ INTERVENE (0-24%) ■ WATCH (25-49%) ■ REINFORCE (50-74%) ■ MODEL (75-100%)

2015-16 2016-17 2017-18 3 YEAR AVG

### OVERALL: WATCH (39%)

A school's overall score represents its combined performance on the Achievement, Progress, Climate, and College & Career (for high schools only) domains.



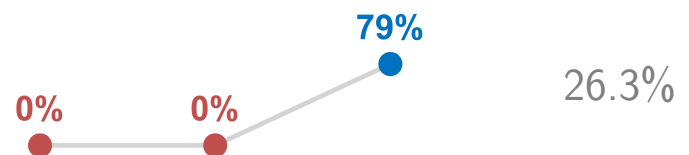
### Achievement: INTERVENE (6%)

The Achievement domain measures performance on standardized assessments, including PSSA, Keystone Exams, ACCESS for ELLs, and reading assessments.




### Progress: MODEL (79%)

The Progress domain measures growth on standardized assessments and progress towards graduation (for high schools only).



### Climate: INTERVENE (21%)

The Climate domain measures school climate and student and parent/guardian engagement.



# Jenks Academy for Arts and Sciences

School Code 627  
Sector District  
Address 8301 Germantown Ave., 19118  
Phone/Fax 215-400-3360 / 215-400-3361  
Website <http://philasd.org/jsjenks/>

Report Type K8 School  
Grades in Report K-8  
Enrollment 512  
Admissions Category Neighborhood  
Turnaround Model School Redesign Initiative


## Performance Tiers

■ INTERVENE (0-24%) ■ WATCH (25-49%) ■ REINFORCE (50-74%) ■ MODEL (75-100%)

2015-16 2016-17 2017-18 3 YEAR AVG

## OVERALL: REINFORCE (53%)

A school's overall score represents its combined performance on the Achievement, Progress, Climate, and College & Career (for high schools only) domains.



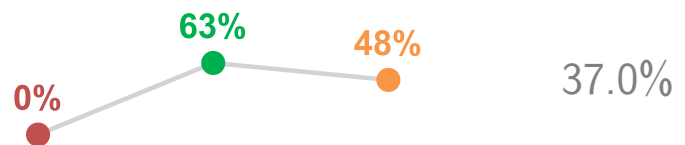
## Achievement: WATCH (31%)

The Achievement domain measures performance on standardized assessments, including PSSA, Keystone Exams, ACCESS for ELLs, and reading assessments.



## Progress: WATCH (48%)

The Progress domain measures growth on standardized assessments and progress towards graduation (for high schools only).



## Climate: MODEL (80%)

The Climate domain measures school climate and student and parent/guardian engagement.



## 2017-2018 School Progress Report

### John Barry School

School Code 120  
Sector District  
Address 5900 Race St., 19139  
Phone/Fax 215-400-7640 / 215-400-7641  
Website <http://philasd.org/barry>

Report Type K8 School  
Grades in Report K-8  
Enrollment 639  
Admissions Category Neighborhood  
Turnaround Model Turnaround

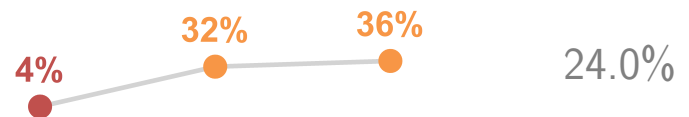
### Performance Tiers

■ INTERVENE (0-24%) ■ WATCH (25-49%) ■ REINFORCE (50-74%) ■ MODEL (75-100%)

2015-16 2016-17 2017-18 3 YEAR AVG

### OVERALL: WATCH (36%)

A school's overall score represents its combined performance on the Achievement, Progress, Climate, and College & Career (for high schools only) domains.



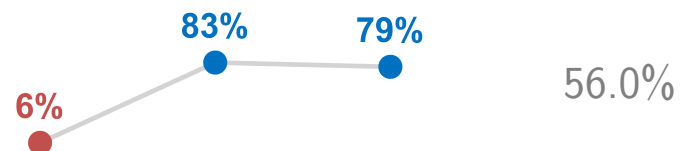
### Achievement: INTERVENE (7%)

The Achievement domain measures performance on standardized assessments, including PSSA, Keystone Exams, ACCESS for ELLs, and reading assessments.



### Progress: MODEL (79%)

The Progress domain measures growth on standardized assessments and progress towards graduation (for high schools only).



### Climate: INTERVENE (11%)

The Climate domain measures school climate and student and parent/guardian engagement.





## 2017-2018 School Progress Report

### John F. Hartranft School

School Code 532  
Sector District  
Address 720 W. Cumberland St., 19133  
Phone/Fax 215-400-7090 / 215-400-7091  
Website <http://philasd.org/hartranft/>

Report Type K8 School  
Grades in Report K-8  
Enrollment 513  
Admissions Category Neighborhood  
Turnaround Model N/A

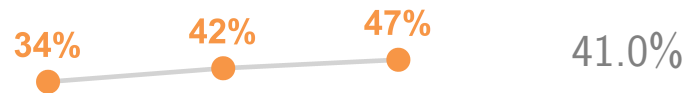
### Performance Tiers

■ INTERVENE (0-24%) ■ WATCH (25-49%) ■ REINFORCE (50-74%) ■ MODEL (75-100%)

2015-16 2016-17 2017-18 3 YEAR AVG

### OVERALL: WATCH (47%)

A school's overall score represents its combined performance on the Achievement, Progress, Climate, and College & Career (for high schools only) domains.



### Achievement: INTERVENE (13%)

The Achievement domain measures performance on standardized assessments, including PSSA, Keystone Exams, ACCESS for ELLs, and reading assessments.



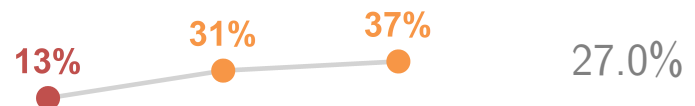
### Progress: MODEL (83%)

The Progress domain measures growth on standardized assessments and progress towards graduation (for high schools only).



### Climate: WATCH (37%)

The Climate domain measures school climate and student and parent/guardian engagement.



## 2017-2018 School Progress Report

### John F. McCloskey School

School Code 631  
Sector District  
Address 8500 Pickering St., 19150  
Phone/Fax 215-400-3380 / 215-400-3381  
Website <http://philasd.org/mccloskey>

Report Type K8 School  
Grades in Report K-8  
Enrollment 452  
Admissions Category Neighborhood  
Turnaround Model N/A

### Performance Tiers

■ INTERVENE (0-24%) ■ WATCH (25-49%) ■ REINFORCE (50-74%) ■ MODEL (75-100%)

2015-16 2016-17 2017-18 3 YEAR AVG

### OVERALL: INTERVENE (19%)

A school's overall score represents its combined performance on the Achievement, Progress, Climate, and College & Career (for high schools only) domains.



### Achievement: INTERVENE (11%)

The Achievement domain measures performance on standardized assessments, including PSSA, Keystone Exams, ACCESS for ELLs, and reading assessments.



### Progress: INTERVENE (24%)

The Progress domain measures growth on standardized assessments and progress towards graduation (for high schools only).



### Climate: INTERVENE (21%)

The Climate domain measures school climate and student and parent/guardian engagement.



## 2017-2018 School Progress Report

### John H. Taggart School

School Code 269  
Sector District  
Address 400 W. Porter St., 19148  
Phone/Fax 215-400-8290 / 215-400-8291  
Website <http://philasd.org/taggart/>

Report Type K8 School  
Grades in Report K-8  
Enrollment 447  
Admissions Category Neighborhood  
Turnaround Model N/A


### Performance Tiers

■ INTERVENE (0-24%) ■ WATCH (25-49%) ■ REINFORCE (50-74%) ■ MODEL (75-100%)

2015-16 2016-17 2017-18 3 YEAR AVG

### OVERALL: REINFORCE (60%)

A school's overall score represents its combined performance on the Achievement, Progress, Climate, and College & Career (for high schools only) domains.



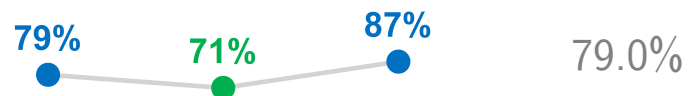
### Achievement: INTERVENE (16%)

The Achievement domain measures performance on standardized assessments, including PSSA, Keystone Exams, ACCESS for ELLs, and reading assessments.



### Progress: MODEL (87%)

The Progress domain measures growth on standardized assessments and progress towards graduation (for high schools only).



### Climate: REINFORCE (70%)

The Climate domain measures school climate and student and parent/guardian engagement.



## 2017-2018 School Progress Report

### John Hancock Demonstration School

School Code 877  
Sector District  
Address 3700 Morrell Ave., 19114  
Phone/Fax 215-400-3120 / 215-400-3121  
Website <http://philasd.org/hancock>

Report Type K8 School  
Grades in Report K-8  
Enrollment 742  
Admissions Category Neighborhood  
Turnaround Model School Redesign Initiative

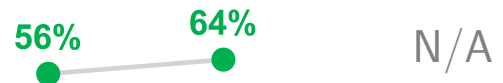
#### Performance Tiers

■ INTERVENE (0-24%) ■ WATCH (25-49%) ■ REINFORCE (50-74%) ■ MODEL (75-100%)

2015-16 2016-17 2017-18 3 YEAR AVG

#### OVERALL: REINFORCE (64%)

A school's overall score represents its combined performance on the Achievement, Progress, Climate, and College & Career (for high schools only) domains.



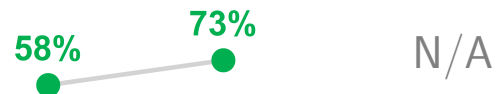
#### Achievement: REINFORCE (50%)

The Achievement domain measures performance on standardized assessments, including PSSA, Keystone Exams, ACCESS for ELLs, and reading assessments.



#### Progress: REINFORCE (73%)

The Progress domain measures growth on standardized assessments and progress towards graduation (for high schools only).



#### Climate: REINFORCE (66%)

The Climate domain measures school climate and student and parent/guardian engagement.



## 2017-2018 School Progress Report

### John Welsh School

School Code 542  
Sector District  
Address 2331 N. 4th St., 19133  
Phone/Fax 215-400-7130 / 215-400-7131  
Website <http://philasd.org/welsh/>

Report Type K8 School  
Grades in Report K-8  
Enrollment 380  
Admissions Category Neighborhood  
Turnaround Model N/A

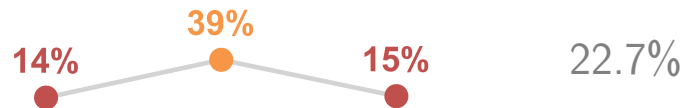
### Performance Tiers

■ INTERVENE (0-24%) ■ WATCH (25-49%) ■ REINFORCE (50-74%) ■ MODEL (75-100%)

2015-16 2016-17 2017-18 3 YEAR AVG

### OVERALL: INTERVENE (15%)

A school's overall score represents its combined performance on the Achievement, Progress, Climate, and College & Career (for high schools only) domains.



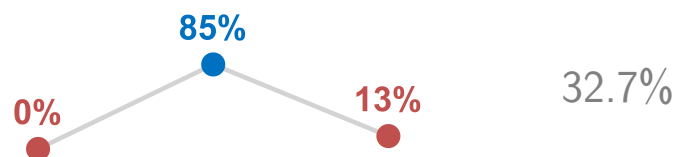
### Achievement: INTERVENE (4%)

The Achievement domain measures performance on standardized assessments, including PSSA, Keystone Exams, ACCESS for ELLs, and reading assessments.



### Progress: INTERVENE (13%)

The Progress domain measures growth on standardized assessments and progress towards graduation (for high schools only).



### Climate: WATCH (30%)

The Climate domain measures school climate and student and parent/guardian engagement.



## Joseph Greenberg School

School Code 843  
 Sector District  
 Address 600 Sharon Ln., 19115  
 Phone/Fax 215-400-3080 / 215-400-3081  
 Website <http://philasd.org/greenberg>

Report Type K8 School  
 Grades in Report K-8  
 Enrollment 794  
 Admissions Category Neighborhood  
 Turnaround Model N/A

### Performance Tiers

■ INTERVENE (0-24%) ■ WATCH (25-49%) ■ REINFORCE (50-74%) ■ MODEL (75-100%)

2015-16 2016-17 2017-18 3 YEAR AVG

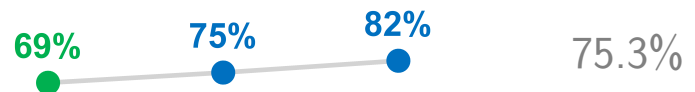
### OVERALL: MODEL (90%)

A school's overall score represents its combined performance on the Achievement, Progress, Climate, and College & Career (for high schools only) domains.



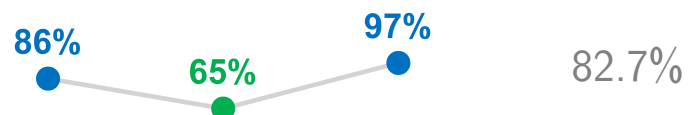
### Achievement: MODEL (82%)

The Achievement domain measures performance on standardized assessments, including PSSA, Keystone Exams, ACCESS for ELLs, and reading assessments.



### Progress: MODEL (97%)

The Progress domain measures growth on standardized assessments and progress towards graduation (for high schools only).



### Climate: MODEL (89%)

The Climate domain measures school climate and student and parent/guardian engagement.



## 2017-2018 School Progress Report

### Julia de Burgos School

School Code 517  
Sector District  
Address 401 W. Lehigh Ave., 19133  
Phone/Fax 215-400-7080 / 215-400-7081  
Website <http://philasd.org/deburgos/>

Report Type K8 School  
Grades in Report K-8  
Enrollment 896  
Admissions Category Neighborhood  
Turnaround Model N/A

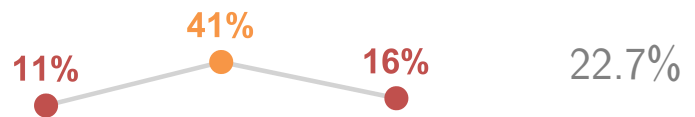
### Performance Tiers

■ INTERVENE (0-24%) ■ WATCH (25-49%) ■ REINFORCE (50-74%) ■ MODEL (75-100%)

2015-16 2016-17 2017-18 3 YEAR AVG

### OVERALL: INTERVENE (16%)

A school's overall score represents its combined performance on the Achievement, Progress, Climate, and College & Career (for high schools only) domains.



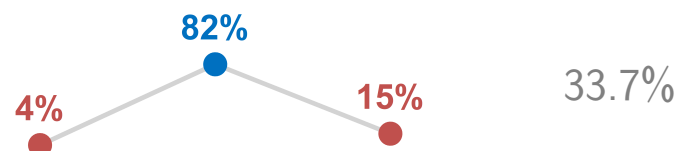
### Achievement: INTERVENE (2%)

The Achievement domain measures performance on standardized assessments, including PSSA, Keystone Exams, ACCESS for ELLs, and reading assessments.



### Progress: INTERVENE (15%)

The Progress domain measures growth on standardized assessments and progress towards graduation (for high schools only).



### Climate: WATCH (30%)

The Climate domain measures school climate and student and parent/guardian engagement.



## 2017-2018 School Progress Report

### Juniata Park Academy

School Code 715  
Sector District  
Address 801 E. Hunting Park Ave., 19124  
Phone/Fax 215-400-7010 / 215-400-7011  
Website <http://philasd.org/juniatapark>

Report Type K8 School  
Grades in Report K-8  
Enrollment 1,107  
Admissions Category Neighborhood  
Turnaround Model N/A

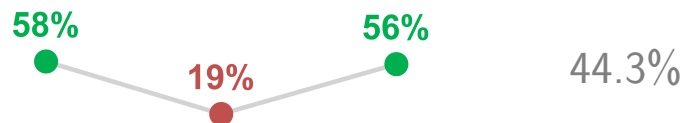
### Performance Tiers

■ INTERVENE (0-24%) ■ WATCH (25-49%) ■ REINFORCE (50-74%) ■ MODEL (75-100%)

2015-16 2016-17 2017-18 3 YEAR AVG

### OVERALL: REINFORCE (56%)

A school's overall score represents its combined performance on the Achievement, Progress, Climate, and College & Career (for high schools only) domains.



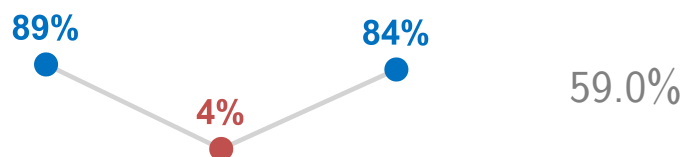
### Achievement: INTERVENE (13%)

The Achievement domain measures performance on standardized assessments, including PSSA, Keystone Exams, ACCESS for ELLs, and reading assessments.




### Progress: MODEL (84%)

The Progress domain measures growth on standardized assessments and progress towards graduation (for high schools only).



### Climate: REINFORCE (63%)

The Climate domain measures school climate and student and parent/guardian engagement.





# KIPP Philadelphia Charter School

School Code W70  
 Sector Charter  
 Address 2539 N. 16th St., 19132  
 Phone/Fax 267-758-2630 / 215-827-5942  
 Website <http://kippphiladelphia.org/our-schools/kipp-philadelphia-preparatory-academy/>

Report Type K8 School  
 Grades in Report K-8  
 Enrollment 857  
 Admissions Category Citywide  
 Turnaround Model N/A

## Performance Tiers

■ INTERVENE (0-24%) ■ WATCH (25-49%) ■ REINFORCE (50-74%) ■ MODEL (75-100%)

2015-16 2016-17 2017-18 3 YEAR AVG

### OVERALL: WATCH (26%)

A school's overall score represents its combined performance on the Achievement, Progress, Climate, and College & Career (for high schools only) domains.



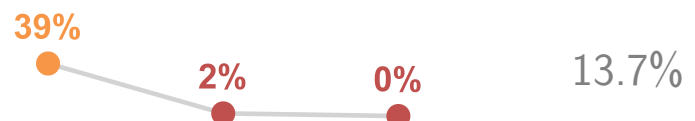
### Achievement: INTERVENE (17%)

The Achievement domain measures performance on standardized assessments, including PSSA, Keystone Exams, ACCESS for ELLs, and reading assessments.



### Progress: INTERVENE (0%)

The Progress domain measures growth on standardized assessments and progress towards graduation (for high schools only).



### Climate: REINFORCE (67%)

The Climate domain measures school climate and student and parent/guardian engagement.



## 2017-2018 School Progress Report

### Kenderton Elementary School

School Code 436  
Sector District  
Address 1500 W. Ontario St., 19140  
Phone/Fax 215-400-8340 / 215-400-8341  
Website <http://philasd.org/kenderton>

Report Type K8 School  
Grades in Report K-8  
Enrollment 457  
Admissions Category Neighborhood  
Turnaround Model N/A

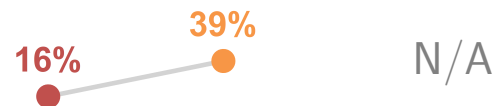
#### Performance Tiers

■ INTERVENE (0-24%) ■ WATCH (25-49%) ■ REINFORCE (50-74%) ■ MODEL (75-100%)

2015-16 2016-17 2017-18 3 YEAR AVG

#### OVERALL: WATCH (39%)

A school's overall score represents its combined performance on the Achievement, Progress, Climate, and College & Career (for high schools only) domains.



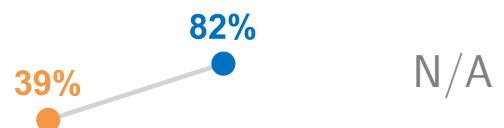
#### Achievement: INTERVENE (5%)

The Achievement domain measures performance on standardized assessments, including PSSA, Keystone Exams, ACCESS for ELLs, and reading assessments.



#### Progress: MODEL (82%)

The Progress domain measures growth on standardized assessments and progress towards graduation (for high schools only).



#### Climate: INTERVENE (16%)

The Climate domain measures school climate and student and parent/guardian engagement.



# Keystone Academy Charter School

School Code W89  
 Sector Charter  
 Address 4521 Longshore Ave., 19135  
 Phone/Fax 215-332-2111 / 215-332-2840  
 Website <http://www.keystoneacademyks.org/>

Report Type K8 School  
 Grades in Report K-8  
 Enrollment 684  
 Admissions Category Citywide  
 Turnaround Model N/A

## Performance Tiers

■ INTERVENE (0-24%) ■ WATCH (25-49%) ■ REINFORCE (50-74%) ■ MODEL (75-100%)

2015-16 2016-17 2017-18 3 YEAR AVG

## OVERALL: REINFORCE (70%)

A school's overall score represents its combined performance on the Achievement, Progress, Climate, and College & Career (for high schools only) domains.



## Achievement: WATCH (49%)

The Achievement domain measures performance on standardized assessments, including PSSA, Keystone Exams, ACCESS for ELLs, and reading assessments.



## Progress: REINFORCE (71%)

The Progress domain measures growth on standardized assessments and progress towards graduation (for high schools only).



## Climate: MODEL (88%)

The Climate domain measures school climate and student and parent/guardian engagement.



## 2017-2018 School Progress Report

### Khepera Charter School

School Code W50  
Sector Charter  
Address 926 W. Sedgley Ave., 19132  
Phone/Fax 215-843-1700 / 215-644-9432  
Website <https://www.kheperacharter.org/>

Report Type K8 School  
Grades in Report K-8  
Enrollment 412  
Admissions Category Citywide  
Turnaround Model N/A

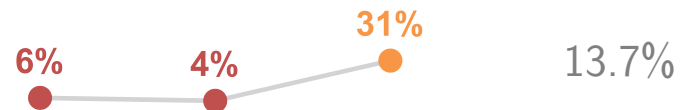
### Performance Tiers

■ INTERVENE (0-24%) ■ WATCH (25-49%) ■ REINFORCE (50-74%) ■ MODEL (75-100%)

2015-16 2016-17 2017-18 3 YEAR AVG

### OVERALL: WATCH (31%)

A school's overall score represents its combined performance on the Achievement, Progress, Climate, and College & Career (for high schools only) domains.



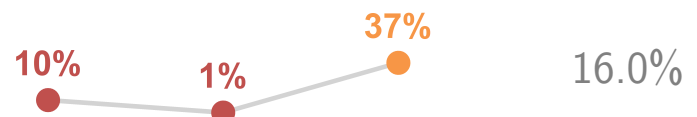
### Achievement: INTERVENE (1%)

The Achievement domain measures performance on standardized assessments, including PSSA, Keystone Exams, ACCESS for ELLs, and reading assessments.



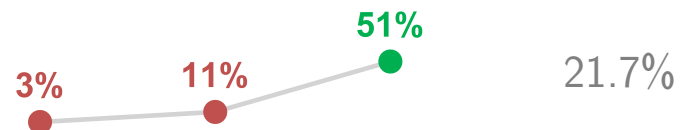
### Progress: WATCH (37%)

The Progress domain measures growth on standardized assessments and progress towards graduation (for high schools only).



### Climate: REINFORCE (51%)

The Climate domain measures school climate and student and parent/guardian engagement.



# Laboratory Charter School of Communication and Languages

School Code W10  
 Sector Charter  
 Address 800 North Orianna Street, 19123  
 Phone/Fax 215-452-5580 / 215-879-1800  
 Website <http://www.thelaboratorycharterschool.com/>

Report Type K8 School  
 Grades in Report K-8  
 Enrollment 589  
 Admissions Category Citywide  
 Turnaround Model N/A

## Performance Tiers

■ INTERVENE (0-24%) ■ WATCH (25-49%) ■ REINFORCE (50-74%) ■ MODEL (75-100%)

2015-16 2016-17 2017-18 3 YEAR AVG

### OVERALL: WATCH (27%)

A school's overall score represents its combined performance on the Achievement, Progress, Climate, and College & Career (for high schools only) domains.



### Achievement: WATCH (31%)

The Achievement domain measures performance on standardized assessments, including PSSA, Keystone Exams, ACCESS for ELLs, and reading assessments.




### Progress: INTERVENE (3%)

The Progress domain measures growth on standardized assessments and progress towards graduation (for high schools only).



### Climate: REINFORCE (54%)

The Climate domain measures school climate and student and parent/guardian engagement.



## 2017-2018 School Progress Report

### Laura W. Waring School

School Code 249  
Sector District  
Address 1801 Green St., 19130  
Phone/Fax 215-400-7560 / 215-400-7561  
Website <http://philasd.org/waring>

Report Type K8 School  
Grades in Report K-8  
Enrollment 289  
Admissions Category Neighborhood  
Turnaround Model N/A

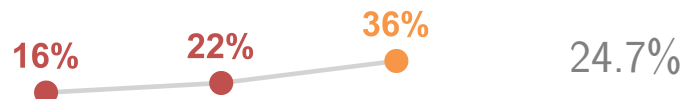
### Performance Tiers

■ INTERVENE (0-24%) ■ WATCH (25-49%) ■ REINFORCE (50-74%) ■ MODEL (75-100%)

2015-16 2016-17 2017-18 3 YEAR AVG

### OVERALL: WATCH (36%)

A school's overall score represents its combined performance on the Achievement, Progress, Climate, and College & Career (for high schools only) domains.



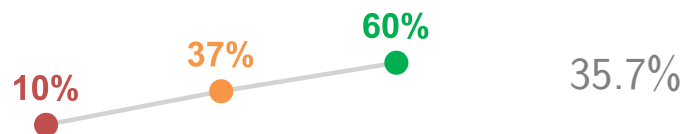
### Achievement: INTERVENE (15%)

The Achievement domain measures performance on standardized assessments, including PSSA, Keystone Exams, ACCESS for ELLs, and reading assessments.



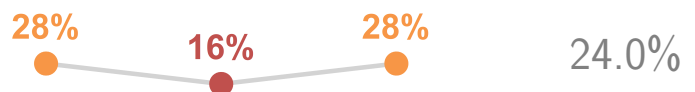
### Progress: REINFORCE (60%)

The Progress domain measures growth on standardized assessments and progress towards graduation (for high schools only).



### Climate: WATCH (28%)

The Climate domain measures school climate and student and parent/guardian engagement.



## 2017-2018 School Progress Report

### Lewis C. Cassidy Academics Plus School

School Code 424  
Sector District  
Address 6523 Lansdowne Ave., 19151  
Phone/Fax 215-400-7510 / 215-400-7511  
Website <http://philasd.org/cassidy>

Report Type K8 School  
Grades in Report K-8  
Enrollment 417  
Admissions Category Neighborhood  
Turnaround Model N/A

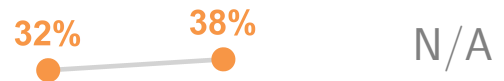
#### Performance Tiers

■ INTERVENE (0-24%) ■ WATCH (25-49%) ■ REINFORCE (50-74%) ■ MODEL (75-100%)

2015-16 2016-17 2017-18 3 YEAR AVG

#### OVERALL: WATCH (38%)

A school's overall score represents its combined performance on the Achievement, Progress, Climate, and College & Career (for high schools only) domains.



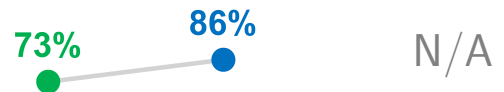
#### Achievement: INTERVENE (8%)

The Achievement domain measures performance on standardized assessments, including PSSA, Keystone Exams, ACCESS for ELLs, and reading assessments.



#### Progress: MODEL (86%)

The Progress domain measures growth on standardized assessments and progress towards graduation (for high schools only).



#### Climate: INTERVENE (9%)

The Climate domain measures school climate and student and parent/guardian engagement.



## Lindley Academy Charter at Birney

School Code X19  
 Sector Charter  
 Address 900 Lindley Ave., 19141  
 Phone/Fax 215-456-3000 / 215-457-6695  
 Website <http://www.ap-schools.org/Lindley-Academy>

Report Type K8 School  
 Grades in Report K-8  
 Enrollment 746  
 Admissions Category Neighborhood  
 Turnaround Model Renaissance Charter

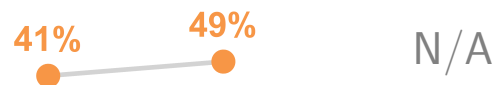
### Performance Tiers

■ INTERVENE (0-24%) ■ WATCH (25-49%) ■ REINFORCE (50-74%) ■ MODEL (75-100%)

2015-16 2016-17 2017-18 3 YEAR AVG

### OVERALL: WATCH (49%)

A school's overall score represents its combined performance on the Achievement, Progress, Climate, and College & Career (for high schools only) domains.



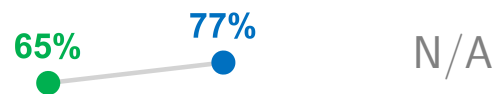
### Achievement: INTERVENE (11%)

The Achievement domain measures performance on standardized assessments, including PSSA, Keystone Exams, ACCESS for ELLs, and reading assessments.




### Progress: MODEL (77%)

The Progress domain measures growth on standardized assessments and progress towards graduation (for high schools only).



### Climate: REINFORCE (53%)

The Climate domain measures school climate and student and parent/guardian engagement.





## Louis H. Farrell School

School Code 838  
 Sector District  
 Address 8300 Castor Ave., 19152  
 Phone/Fax 215-400-3230 / 215-400-3231  
 Website <http://philasd.org/farrell>

Report Type K8 School  
 Grades in Report K-8  
 Enrollment 1,130  
 Admissions Category Neighborhood  
 Turnaround Model N/A

### Performance Tiers

■ INTERVENE (0-24%) ■ WATCH (25-49%) ■ REINFORCE (50-74%) ■ MODEL (75-100%)

2015-16 2016-17 2017-18 3 YEAR AVG

### OVERALL: REINFORCE (67%)

A school's overall score represents its combined performance on the Achievement, Progress, Climate, and College & Career (for high schools only) domains.



### Achievement: WATCH (27%)

The Achievement domain measures performance on standardized assessments, including PSSA, Keystone Exams, ACCESS for ELLs, and reading assessments.



### Progress: MODEL (91%)

The Progress domain measures growth on standardized assessments and progress towards graduation (for high schools only).



### Climate: MODEL (75%)

The Climate domain measures school climate and student and parent/guardian engagement.



## 2017-2018 School Progress Report

### Mariana Bracetti Academy Charter School

School Code W32  
Sector Charter  
Address 1840 Torresdale Ave., 19124  
Phone/Fax 215-291-4436 / 215-291-4985  
Website <http://www.mbacs.org>

Report Type K8 School  
Grades in Report K-8  
Enrollment 691  
Admissions Category Citywide  
Turnaround Model N/A

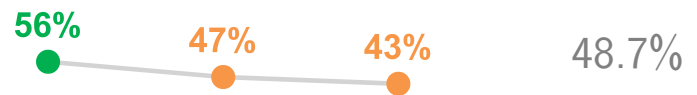
#### Performance Tiers

■ INTERVENE (0-24%) ■ WATCH (25-49%) ■ REINFORCE (50-74%) ■ MODEL (75-100%)

2015-16 2016-17 2017-18 3 YEAR AVG

#### OVERALL: WATCH (43%)

A school's overall score represents its combined performance on the Achievement, Progress, Climate, and College & Career (for high schools only) domains.



#### Achievement: INTERVENE (18%)

The Achievement domain measures performance on standardized assessments, including PSSA, Keystone Exams, ACCESS for ELLs, and reading assessments.



#### Progress: WATCH (47%)

The Progress domain measures growth on standardized assessments and progress towards graduation (for high schools only).



#### Climate: REINFORCE (64%)

The Climate domain measures school climate and student and parent/guardian engagement.



## Maritime Academy Charter School (MACHS)

School Code W66  
Sector Charter  
Address 2275 Bridge St., 19137  
Phone/Fax 215-535-4555 / 215-535-4398  
Website <http://www.maritimecharter.org/>

Report Type K8 School  
Grades in Report 2-8  
Enrollment 564  
Admissions Category Citywide  
Turnaround Model N/A

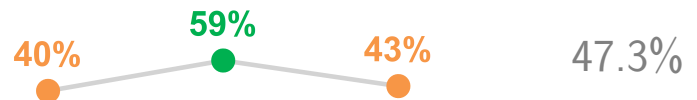
### Performance Tiers

■ INTERVENE (0-24%) ■ WATCH (25-49%) ■ REINFORCE (50-74%) ■ MODEL (75-100%)

2015-16 2016-17 2017-18 3 YEAR AVG

### OVERALL: WATCH (43%)

A school's overall score represents its combined performance on the Achievement, Progress, Climate, and College & Career (for high schools only) domains.



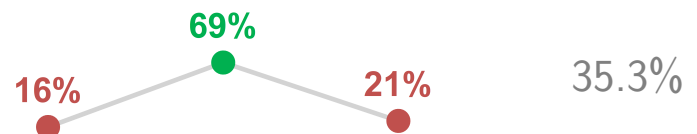
### Achievement: WATCH (30%)

The Achievement domain measures performance on standardized assessments, including PSSA, Keystone Exams, ACCESS for ELLs, and reading assessments.



### Progress: INTERVENE (21%)

The Progress domain measures growth on standardized assessments and progress towards graduation (for high schools only).



### Climate: MODEL (82%)

The Climate domain measures school climate and student and parent/guardian engagement.



## 2017-2018 School Progress Report

### Martha Washington School

School Code 142  
Sector District  
Address 766 N. 44th St., 19104  
Phone/Fax 215-400-7770 / 215-400-7771  
Website <http://philasd.org/mwashington/>

Report Type K8 School  
Grades in Report K-8  
Enrollment 350  
Admissions Category Neighborhood  
Turnaround Model N/A

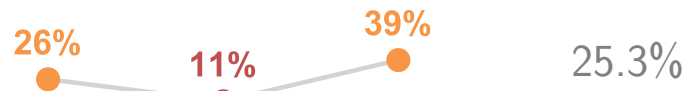
### Performance Tiers

■ INTERVENE (0-24%) ■ WATCH (25-49%) ■ REINFORCE (50-74%) ■ MODEL (75-100%)

2015-16 2016-17 2017-18 3 YEAR AVG

### OVERALL: WATCH (39%)

A school's overall score represents its combined performance on the Achievement, Progress, Climate, and College & Career (for high schools only) domains.



### Achievement: INTERVENE (14%)

The Achievement domain measures performance on standardized assessments, including PSSA, Keystone Exams, ACCESS for ELLs, and reading assessments.



### Progress: REINFORCE (57%)

The Progress domain measures growth on standardized assessments and progress towards graduation (for high schools only).



### Climate: WATCH (43%)

The Climate domain measures school climate and student and parent/guardian engagement.



## 2017-2018 School Progress Report

### Mary M. Bethune School

School Code 751  
Sector District  
Address 3301 Old York Rd., 19140  
Phone/Fax 215-400-3890 / 215-400-3891  
Website <http://philasd.org/bethune>

Report Type K8 School  
Grades in Report K-8  
Enrollment 718  
Admissions Category Neighborhood  
Turnaround Model N/A


### Performance Tiers

■ INTERVENE (0-24%) ■ WATCH (25-49%) ■ REINFORCE (50-74%) ■ MODEL (75-100%)

2015-16 2016-17 2017-18 3 YEAR AVG

### OVERALL: WATCH (33%)

A school's overall score represents its combined performance on the Achievement, Progress, Climate, and College & Career (for high schools only) domains.



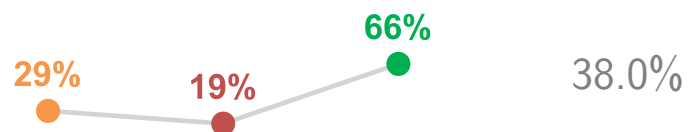
### Achievement: INTERVENE (5%)

The Achievement domain measures performance on standardized assessments, including PSSA, Keystone Exams, ACCESS for ELLs, and reading assessments.



### Progress: REINFORCE (66%)

The Progress domain measures growth on standardized assessments and progress towards graduation (for high schools only).



### Climate: INTERVENE (18%)

The Climate domain measures school climate and student and parent/guardian engagement.



# Mastery Charter School at Cleveland

School Code X20  
 Sector Charter  
 Address 3701 N. 19th St., 19140  
 Phone/Fax 215-227-5042 / 215-227-7197  
 Website <http://www.masterycharter.org/school/grover-cleveland-elementary/>

Report Type K8 School  
 Grades in Report K-8  
 Enrollment 755  
 Admissions Category Neighborhood  
 Turnaround Model Renaissance Charter

## Performance Tiers

■ INTERVENE (0-24%) ■ WATCH (25-49%) ■ REINFORCE (50-74%) ■ MODEL (75-100%)

2015-16 2016-17 2017-18 3 YEAR AVG

### OVERALL: WATCH (44%)

A school's overall score represents its combined performance on the Achievement, Progress, Climate, and College & Career (for high schools only) domains.



### Achievement: INTERVENE (12%)

The Achievement domain measures performance on standardized assessments, including PSSA, Keystone Exams, ACCESS for ELLs, and reading assessments.



### Progress: REINFORCE (72%)

The Progress domain measures growth on standardized assessments and progress towards graduation (for high schools only).



### Climate: WATCH (39%)

The Climate domain measures school climate and student and parent/guardian engagement.



## Mastery Charter School at Douglass

School Code X12  
 Sector Charter  
 Address 2118 W. Norris St., 19121  
 Phone/Fax 215-684-5063 / 215-235-4919  
 Website <http://www.masterycharter.org/school/frederick-douglass-elementary/>

Report Type K8 School  
 Grades in Report K-8  
 Enrollment 756  
 Admissions Category Neighborhood  
 Turnaround Model Renaissance Charter

### Performance Tiers

■ INTERVENE (0-24%) ■ WATCH (25-49%) ■ REINFORCE (50-74%) ■ MODEL (75-100%)

2015-16 2016-17 2017-18 3 YEAR AVG

### OVERALL: WATCH (40%)

A school's overall score represents its combined performance on the Achievement, Progress, Climate, and College & Career (for high schools only) domains.



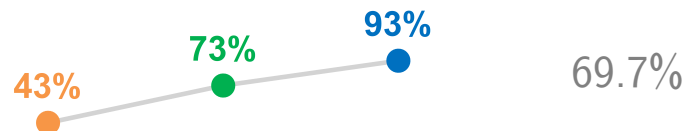
### Achievement: INTERVENE (6%)

The Achievement domain measures performance on standardized assessments, including PSSA, Keystone Exams, ACCESS for ELLs, and reading assessments.



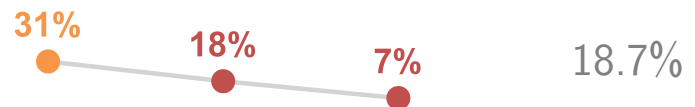
### Progress: MODEL (93%)

The Progress domain measures growth on standardized assessments and progress towards graduation (for high schools only).



### Climate: INTERVENE (7%)

The Climate domain measures school climate and student and parent/guardian engagement.



## Mastery Charter School at Hardy Williams

School Code	W23	Report Type	K8 School
Sector	Charter	Grades in Report	K-8
Address	5400 Warrington Ave., 19143	Enrollment	826
Phone/Fax	215-724-2343 / 215-729-1356	Admissions Category	Citywide With Criteria
Website	<a href="http://www.masterycharter.org/school/hardy-williams-high/">http://www.masterycharter.org/school/hardy-williams-high/</a>	Turnaround Model	N/A

### Performance Tiers

■ INTERVENE (0-24%)
 ■ WATCH (25-49%)
 ■ REINFORCE (50-74%)
 ■ MODEL (75-100%)

2015-16      2016-17      2017-18      3 YEAR AVG

### OVERALL: REINFORCE (54%)

A school's overall score represents its combined performance on the Achievement, Progress, Climate, and College & Career (for high schools only) domains.



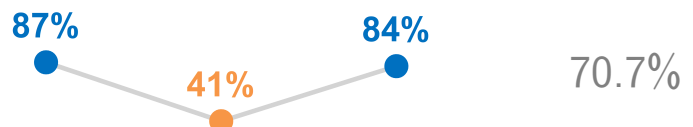
### Achievement: INTERVENE (23%)

The Achievement domain measures performance on standardized assessments, including PSSA, Keystone Exams, ACCESS for ELLs, and reading assessments.



### Progress: MODEL (84%)

The Progress domain measures growth on standardized assessments and progress towards graduation (for high schools only).



### Climate: WATCH (49%)

The Climate domain measures school climate and student and parent/guardian engagement.





# Mastery Charter School at Harrity

School Code X07  
 Sector Charter  
 Address 5601 Christian St., 19143  
 Phone/Fax 215-471-2908 / 215-471-3807  
 Website <http://www.masterycharter.org/school/harrity-elementary/>

Report Type K8 School  
 Grades in Report K-8  
 Enrollment 840  
 Admissions Category Neighborhood  
 Turnaround Model Renaissance Charter

## Performance Tiers

■ INTERVENE (0-24%) ■ WATCH (25-49%) ■ REINFORCE (50-74%) ■ MODEL (75-100%)

2015-16 2016-17 2017-18 3 YEAR AVG

### OVERALL: REINFORCE (51%)

A school's overall score represents its combined performance on the Achievement, Progress, Climate, and College & Career (for high schools only) domains.



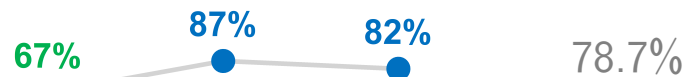
### Achievement: INTERVENE (21%)

The Achievement domain measures performance on standardized assessments, including PSSA, Keystone Exams, ACCESS for ELLs, and reading assessments.



### Progress: MODEL (82%)

The Progress domain measures growth on standardized assessments and progress towards graduation (for high schools only).



### Climate: WATCH (41%)

The Climate domain measures school climate and student and parent/guardian engagement.



## Mastery Charter School at Pastorius

School Code X26  
 Sector Charter  
 Address 5650 Sprague St., 19138  
 Phone/Fax 215-951-5689 / 215-951-7307  
 Website <http://www.masterycharter.org/school/francis-d-pastorius-elementary/>

Report Type K8 School  
 Grades in Report K-8  
 Enrollment 585  
 Admissions Category Neighborhood  
 Turnaround Model Renaissance Charter

### Performance Tiers

■ INTERVENE (0-24%) ■ WATCH (25-49%) ■ REINFORCE (50-74%) ■ MODEL (75-100%)

2015-16 2016-17 2017-18 3 YEAR AVG

### OVERALL: WATCH (49%)

A school's overall score represents its combined performance on the Achievement, Progress, Climate, and College & Career (for high schools only) domains.



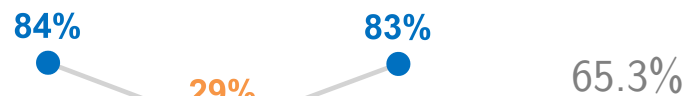
### Achievement: INTERVENE (11%)

The Achievement domain measures performance on standardized assessments, including PSSA, Keystone Exams, ACCESS for ELLs, and reading assessments.



### Progress: MODEL (83%)

The Progress domain measures growth on standardized assessments and progress towards graduation (for high schools only).



### Climate: WATCH (42%)

The Climate domain measures school climate and student and parent/guardian engagement.



## Mastery Charter School at Thomas Campus

School Code W85  
 Sector Charter  
 Address 927 Johnston St., 19148  
 Phone/Fax 267-236-0036 / 267-236-0030  
 Website <http://www.masterycharter.org/school/thomas-elementary>

Report Type K8 School  
 Grades in Report K-8  
 Enrollment 866  
 Admissions Category Citywide With Criteria  
 Turnaround Model N/A

### Performance Tiers

■ INTERVENE (0-24%) ■ WATCH (25-49%) ■ REINFORCE (50-74%) ■ MODEL (75-100%)

2015-16 2016-17 2017-18 3 YEAR AVG

### OVERALL: REINFORCE (63%)

A school's overall score represents its combined performance on the Achievement, Progress, Climate, and College & Career (for high schools only) domains.



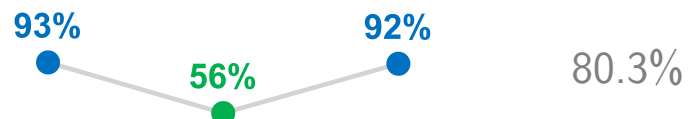
### Achievement: WATCH (30%)

The Achievement domain measures performance on standardized assessments, including PSSA, Keystone Exams, ACCESS for ELLs, and reading assessments.



### Progress: MODEL (92%)

The Progress domain measures growth on standardized assessments and progress towards graduation (for high schools only).



### Climate: REINFORCE (59%)

The Climate domain measures school climate and student and parent/guardian engagement.



## Math, Civics and Sciences Charter School

School Code W21  
Sector Charter  
Address 447 N. Broad St., 19123  
Phone/Fax 215-923-4880 / N/A  
Website <http://www.mcscs.org/>

Report Type K8 School  
Grades in Report 1-8  
Enrollment 675  
Admissions Category Citywide  
Turnaround Model N/A

### Performance Tiers

■ INTERVENE (0-24%) ■ WATCH (25-49%) ■ REINFORCE (50-74%) ■ MODEL (75-100%)

2015-16 2016-17 2017-18 3 YEAR AVG

### OVERALL: WATCH (31%)

A school's overall score represents its combined performance on the Achievement, Progress, Climate, and College & Career (for high schools only) domains.



### Achievement: INTERVENE (17%)

The Achievement domain measures performance on standardized assessments, including PSSA, Keystone Exams, ACCESS for ELLs, and reading assessments.



### Progress: INTERVENE (21%)

The Progress domain measures growth on standardized assessments and progress towards graduation (for high schools only).



### Climate: REINFORCE (54%)

The Climate domain measures school climate and student and parent/guardian engagement.



## 2017-2018 School Progress Report

### Mathematics, Science, and Technology Community Charter School (MaST)

School Code W28  
Sector Charter  
Address 1800 Byberry Rd., 19116  
Phone/Fax 267-348-1100 / N/A  
Website <http://www.mastccs.org/>

Report Type K8 School  
Grades in Report K-8  
Enrollment 929  
Admissions Category Citywide  
Turnaround Model N/A

### Performance Tiers

■ INTERVENE (0-24%) ■ WATCH (25-49%) ■ REINFORCE (50-74%) ■ MODEL (75-100%)

2015-16 2016-17 2017-18 3 YEAR AVG

### OVERALL: REINFORCE (57%)

A school's overall score represents its combined performance on the Achievement, Progress, Climate, and College & Career (for high schools only) domains.



### Achievement: REINFORCE (74%)

The Achievement domain measures performance on standardized assessments, including PSSA, Keystone Exams, ACCESS for ELLs, and reading assessments.



### Progress: INTERVENE (14%)

The Progress domain measures growth on standardized assessments and progress towards graduation (for high schools only).



### Climate: MODEL (96%)

The Climate domain measures school climate and student and parent/guardian engagement.



## Mayfair School

School Code 830  
 Sector District  
 Address 3001 Princeton Ave., 19149  
 Phone/Fax 215-400-3280 / 215-400-3281  
 Website <http://philasd.org/mayfair>

Report Type K8 School  
 Grades in Report K-8  
 Enrollment 1,646  
 Admissions Category Neighborhood  
 Turnaround Model School Redesign Initiative

### Performance Tiers

■ INTERVENE (0-24%) ■ WATCH (25-49%) ■ REINFORCE (50-74%) ■ MODEL (75-100%)

2015-16 2016-17 2017-18 3 YEAR AVG

### OVERALL: REINFORCE (50%)

A school's overall score represents its combined performance on the Achievement, Progress, Climate, and College & Career (for high schools only) domains.



### Achievement: WATCH (31%)

The Achievement domain measures performance on standardized assessments, including PSSA, Keystone Exams, ACCESS for ELLs, and reading assessments.



### Progress: REINFORCE (52%)

The Progress domain measures growth on standardized assessments and progress towards graduation (for high schools only).



### Climate: REINFORCE (68%)

The Climate domain measures school climate and student and parent/guardian engagement.



## 2017-2018 School Progress Report

### Morton McMichael School

School Code 136  
Sector District  
Address 3543 Fairmount Ave., 19104  
Phone/Fax 215-400-7750 / 215-400-7751  
Website <http://philasd.org/mcmichael>

Report Type K8 School  
Grades in Report K-8  
Enrollment 369  
Admissions Category Neighborhood  
Turnaround Model Turnaround

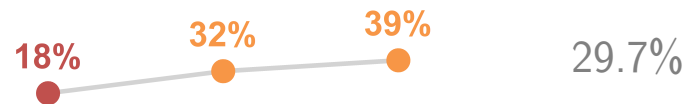
#### Performance Tiers

■ INTERVENE (0-24%) ■ WATCH (25-49%) ■ REINFORCE (50-74%) ■ MODEL (75-100%)

2015-16 2016-17 2017-18 3 YEAR AVG

#### OVERALL: WATCH (39%)

A school's overall score represents its combined performance on the Achievement, Progress, Climate, and College & Career (for high schools only) domains.




#### Achievement: INTERVENE (16%)

The Achievement domain measures performance on standardized assessments, including PSSA, Keystone Exams, ACCESS for ELLs, and reading assessments.




#### Progress: REINFORCE (67%)

The Progress domain measures growth on standardized assessments and progress towards graduation (for high schools only).



#### Climate: WATCH (26%)

The Climate domain measures school climate and student and parent/guardian engagement.



## New Foundations Charter School

School Code W34  
 Sector Charter  
 Address 8001 Torresdale Ave., 19136  
 Phone/Fax 215-624-8100 / 215-624-0600  
 Website <http://www.nfcsonline.org/>

Report Type K8 School  
 Grades in Report K-8  
 Enrollment 708  
 Admissions Category Citywide With Criteria  
 Turnaround Model N/A

### Performance Tiers

■ INTERVENE (0-24%) ■ WATCH (25-49%) ■ REINFORCE (50-74%) ■ MODEL (75-100%)

2015-16 2016-17 2017-18 3 YEAR AVG

### OVERALL: REINFORCE (66%)

A school's overall score represents its combined performance on the Achievement, Progress, Climate, and College & Career (for high schools only) domains.



### Achievement: REINFORCE (56%)

The Achievement domain measures performance on standardized assessments, including PSSA, Keystone Exams, ACCESS for ELLs, and reading assessments.



### Progress: REINFORCE (57%)

The Progress domain measures growth on standardized assessments and progress towards graduation (for high schools only).



### Climate: MODEL (89%)

The Climate domain measures school climate and student and parent/guardian engagement.





## Northwood Academy Charter School

School Code W86  
 Sector Charter  
 Address 4621 Castor Ave., 19124  
 Phone/Fax 215-289-5606 / 215-289-5464  
 Website <http://www.northwoodcs.org>

Report Type K8 School  
 Grades in Report K-8  
 Enrollment 774  
 Admissions Category Citywide With Criteria  
 Turnaround Model N/A

### Performance Tiers

■ INTERVENE (0-24%) ■ WATCH (25-49%) ■ REINFORCE (50-74%) ■ MODEL (75-100%)

2015-16 2016-17 2017-18 3 YEAR AVG

### OVERALL: REINFORCE (66%)

A school's overall score represents its combined performance on the Achievement, Progress, Climate, and College & Career (for high schools only) domains.



### Achievement: WATCH (38%)

The Achievement domain measures performance on standardized assessments, including PSSA, Keystone Exams, ACCESS for ELLs, and reading assessments.



### Progress: REINFORCE (72%)

The Progress domain measures growth on standardized assessments and progress towards graduation (for high schools only).



### Climate: MODEL (87%)

The Climate domain measures school climate and student and parent/guardian engagement.



## 2017-2018 School Progress Report

### Olney School

School Code 740  
Sector District  
Address 5301 N. Water St., 19120  
Phone/Fax 215-400-3790 / 215-400-3791  
Website <http://philasd.org/olney>

Report Type K8 School  
Grades in Report K-8  
Enrollment 871  
Admissions Category Neighborhood  
Turnaround Model N/A

### Performance Tiers

■ INTERVENE (0-24%) ■ WATCH (25-49%) ■ REINFORCE (50-74%) ■ MODEL (75-100%)

2015-16 2016-17 2017-18 3 YEAR AVG

### OVERALL: REINFORCE (61%)

A school's overall score represents its combined performance on the Achievement, Progress, Climate, and College & Career (for high schools only) domains.



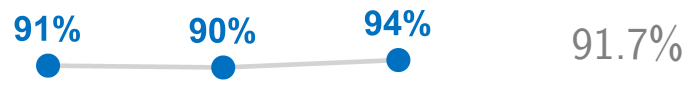
### Achievement: INTERVENE (23%)

The Achievement domain measures performance on standardized assessments, including PSSA, Keystone Exams, ACCESS for ELLs, and reading assessments.



### Progress: MODEL (94%)

The Progress domain measures growth on standardized assessments and progress towards graduation (for high schools only).



### Climate: REINFORCE (56%)

The Climate domain measures school climate and student and parent/guardian engagement.



## Overbrook Educational Center

School Code 448  
 Sector District  
 Address 6722 Lansdowne Ave., 19151  
 Phone/Fax 215-400-7540 / 215-400-7541  
 Website <http://philasd.org/oec>

Report Type K8 School  
 Grades in Report K-8  
 Enrollment 259  
 Admissions Category Citywide  
 Turnaround Model N/A

### Performance Tiers

■ INTERVENE (0-24%) ■ WATCH (25-49%) ■ REINFORCE (50-74%) ■ MODEL (75-100%)

2015-16 2016-17 2017-18 3 YEAR AVG

### OVERALL: REINFORCE (66%)

A school's overall score represents its combined performance on the Achievement, Progress, Climate, and College & Career (for high schools only) domains.



### Achievement: WATCH (31%)

The Achievement domain measures performance on standardized assessments, including PSSA, Keystone Exams, ACCESS for ELLs, and reading assessments.



### Progress: MODEL (80%)

The Progress domain measures growth on standardized assessments and progress towards graduation (for high schools only).



### Climate: MODEL (83%)

The Climate domain measures school climate and student and parent/guardian engagement.



## Overbrook Elementary School

School Code 437  
Sector District  
Address 2032 N. 62nd St., 19151  
Phone/Fax 215-400-7520 / 215-400-7521  
Website <http://philasd.org/overbrook>

Report Type K8 School  
Grades in Report K-8  
Enrollment 241  
Admissions Category Neighborhood  
Turnaround Model N/A

### Performance Tiers

■ INTERVENE (0-24%) ■ WATCH (25-49%) ■ REINFORCE (50-74%) ■ MODEL (75-100%)

2015-16 2016-17 2017-18 3 YEAR AVG

### OVERALL: INTERVENE (24%)

A school's overall score represents its combined performance on the Achievement, Progress, Climate, and College & Career (for high schools only) domains.



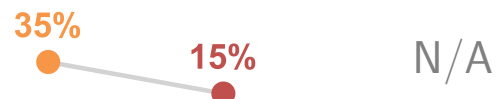
### Achievement: INTERVENE (18%)

The Achievement domain measures performance on standardized assessments, including PSSA, Keystone Exams, ACCESS for ELLs, and reading assessments.



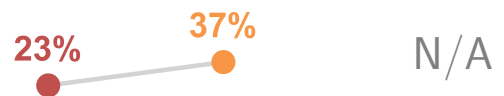
### Progress: INTERVENE (15%)

The Progress domain measures growth on standardized assessments and progress towards graduation (for high schools only).



### Climate: WATCH (37%)

The Climate domain measures school climate and student and parent/guardian engagement.



## Pan American Academy Charter School

School Code	W94	Report Type	K8 School
Sector	Charter	Grades in Report	K-8
Address	2830 N. American St., 19133	Enrollment	751
Phone/Fax	215-425-1212 / 215-423-0871	Admissions Category	Citywide With Criteria
Website	<a href="http://www.congreso.net/about/pan-american-academy/">http://www.congreso.net/about/pan-american-academy/</a>	Turnaround Model	N/A

### Performance Tiers

■ INTERVENE (0-24%)
 ■ WATCH (25-49%)
 ■ REINFORCE (50-74%)
 ■ MODEL (75-100%)

2015-16      2016-17      2017-18      3 YEAR AVG

### OVERALL: WATCH (41%)

A school's overall score represents its combined performance on the Achievement, Progress, Climate, and College & Career (for high schools only) domains.



### Achievement: INTERVENE (11%)

The Achievement domain measures performance on standardized assessments, including PSSA, Keystone Exams, ACCESS for ELLs, and reading assessments.



### Progress: WATCH (39%)

The Progress domain measures growth on standardized assessments and progress towards graduation (for high schools only).



### Climate: REINFORCE (74%)

The Climate domain measures school climate and student and parent/guardian engagement.



## 2017-2018 School Progress Report

### Paul L. Dunbar School

School Code 525  
Sector District  
Address 1750 N. 12th St., 19122  
Phone/Fax 215-400-7410 / 215-400-7411  
Website <http://philasd.org/dunbar>

Report Type K8 School  
Grades in Report K-8  
Enrollment 280  
Admissions Category Neighborhood  
Turnaround Model Turnaround

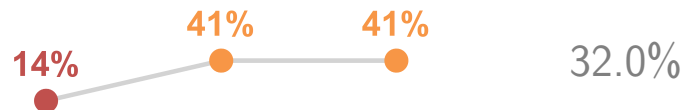
### Performance Tiers

■ INTERVENE (0-24%) ■ WATCH (25-49%) ■ REINFORCE (50-74%) ■ MODEL (75-100%)

2015-16 2016-17 2017-18 3 YEAR AVG

### OVERALL: WATCH (41%)

A school's overall score represents its combined performance on the Achievement, Progress, Climate, and College & Career (for high schools only) domains.



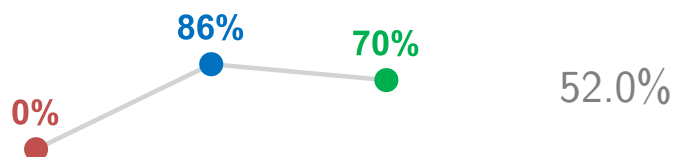
### Achievement: INTERVENE (7%)

The Achievement domain measures performance on standardized assessments, including PSSA, Keystone Exams, ACCESS for ELLs, and reading assessments.



### Progress: REINFORCE (70%)

The Progress domain measures growth on standardized assessments and progress towards graduation (for high schools only).



### Climate: WATCH (39%)

The Climate domain measures school climate and student and parent/guardian engagement.



## 2017-2018 School Progress Report

### Penrose School

School Code 144  
Sector District  
Address 2515 S. 78th St., 19153  
Phone/Fax 215-400-8310 / 215-400-8311  
Website <http://philasd.org/penrose>

Report Type K8 School  
Grades in Report K-8  
Enrollment 530  
Admissions Category Neighborhood  
Turnaround Model N/A

### Performance Tiers

■ INTERVENE (0-24%) ■ WATCH (25-49%) ■ REINFORCE (50-74%) ■ MODEL (75-100%)

2015-16 2016-17 2017-18 3 YEAR AVG

### OVERALL: WATCH (26%)

A school's overall score represents its combined performance on the Achievement, Progress, Climate, and College & Career (for high schools only) domains.



### Achievement: INTERVENE (16%)

The Achievement domain measures performance on standardized assessments, including PSSA, Keystone Exams, ACCESS for ELLs, and reading assessments.



### Progress: WATCH (26%)

The Progress domain measures growth on standardized assessments and progress towards graduation (for high schools only).



### Climate: WATCH (38%)

The Climate domain measures school climate and student and parent/guardian engagement.



## 2017-2018 School Progress Report

### People for People Charter School

School Code W35  
Sector Charter  
Address 800 N. Broad St., 19130  
Phone/Fax 215-763-7060 / 215-763-6210  
Website <https://www.pfpcs.org>

Report Type K8 School  
Grades in Report K-8  
Enrollment 506  
Admissions Category Citywide  
Turnaround Model N/A

### Performance Tiers

■ INTERVENE (0-24%) ■ WATCH (25-49%) ■ REINFORCE (50-74%) ■ MODEL (75-100%)

2015-16 2016-17 2017-18 3 YEAR AVG

### OVERALL: WATCH (41%)

A school's overall score represents its combined performance on the Achievement, Progress, Climate, and College & Career (for high schools only) domains.



### Achievement: INTERVENE (5%)

The Achievement domain measures performance on standardized assessments, including PSSA, Keystone Exams, ACCESS for ELLs, and reading assessments.



### Progress: REINFORCE (58%)

The Progress domain measures growth on standardized assessments and progress towards graduation (for high schools only).



### Climate: REINFORCE (55%)

The Climate domain measures school climate and student and parent/guardian engagement.





# Philadelphia Academy Charter School

School Code W22  
 Sector Charter  
 Address 11000 Roosevelt Blvd., 19116  
 Phone/Fax 215-676-8320 / 215-676-8340  
 Website <http://www.philadelphiaacademy.org>

Report Type K8 School  
 Grades in Report K-8  
 Enrollment 706  
 Admissions Category Citywide  
 Turnaround Model N/A

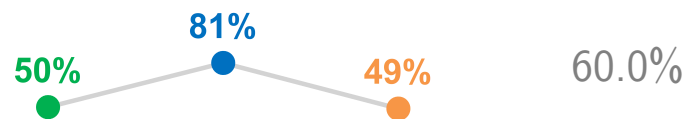
## Performance Tiers

■ INTERVENE (0-24%) ■ WATCH (25-49%) ■ REINFORCE (50-74%) ■ MODEL (75-100%)

2015-16 2016-17 2017-18 3 YEAR AVG

## OVERALL: WATCH (49%)

A school's overall score represents its combined performance on the Achievement, Progress, Climate, and College & Career (for high schools only) domains.



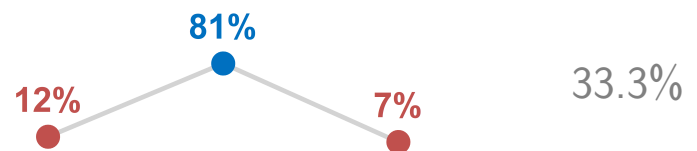
## Achievement: REINFORCE (64%)

The Achievement domain measures performance on standardized assessments, including PSSA, Keystone Exams, ACCESS for ELLs, and reading assessments.



## Progress: INTERVENE (7%)

The Progress domain measures growth on standardized assessments and progress towards graduation (for high schools only).



## Climate: MODEL (87%)

The Climate domain measures school climate and student and parent/guardian engagement.



# Philadelphia Performing Arts: A String Theory Charter School

School Code W36  
Sector Charter  
Address 2600 S. Broad St., 19145  
Phone/Fax 215-551-4000 / 215-551-1113  
Website <http://www.stringtheoryschools.org>

Report Type K8 School  
Grades in Report K-8  
Enrollment 1,727  
Admissions Category Citywide With Criteria  
Turnaround Model N/A

## Performance Tiers

■ INTERVENE (0-24%) ■ WATCH (25-49%) ■ REINFORCE (50-74%) ■ MODEL (75-100%)

2015-16 2016-17 2017-18 3 YEAR AVG

## OVERALL: REINFORCE (68%)

A school's overall score represents its combined performance on the Achievement, Progress, Climate, and College & Career (for high schools only) domains.



## Achievement: WATCH (49%)

The Achievement domain measures performance on standardized assessments, including PSSA, Keystone Exams, ACCESS for ELLs, and reading assessments.



## Progress: REINFORCE (73%)

The Progress domain measures growth on standardized assessments and progress towards graduation (for high schools only).



## Climate: MODEL (81%)

The Climate domain measures school climate and student and parent/guardian engagement.



# Potter-Thomas School

School Code 539  
 Sector District  
 Address 3001 N. 6th St., 19133  
 Phone/Fax 215-400-7120 / 215-400-7121  
 Website <http://philasd.org/potterthomas>

Report Type K8 School  
 Grades in Report K-8  
 Enrollment 556  
 Admissions Category Neighborhood  
 Turnaround Model Turnaround

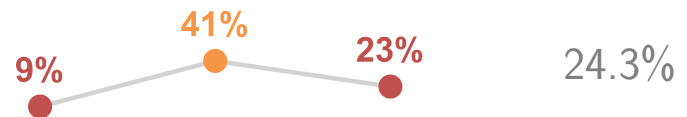
## Performance Tiers

■ INTERVENE (0-24%) ■ WATCH (25-49%) ■ REINFORCE (50-74%) ■ MODEL (75-100%)

2015-16 2016-17 2017-18 3 YEAR AVG

## OVERALL: INTERVENE (23%)

A school's overall score represents its combined performance on the Achievement, Progress, Climate, and College & Career (for high schools only) domains.



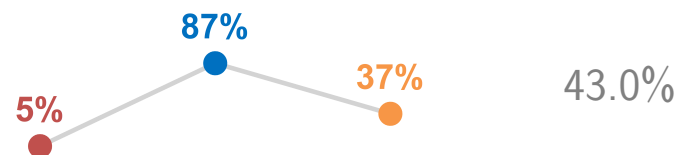
## Achievement: INTERVENE (1%)

The Achievement domain measures performance on standardized assessments, including PSSA, Keystone Exams, ACCESS for ELLs, and reading assessments.



## Progress: WATCH (37%)

The Progress domain measures growth on standardized assessments and progress towards graduation (for high schools only).



## Climate: WATCH (27%)

The Climate domain measures school climate and student and parent/guardian engagement.



## 2017-2018 School Progress Report

### Robert E. Lamberton School

School Code 432  
Sector District  
Address 7501 Woodbine Ave., 19151  
Phone/Fax 215-400-7530 / 215-400-7531  
Website <http://philasd.org/lamberton/>

Report Type K8 School  
Grades in Report K-8  
Enrollment 585  
Admissions Category Neighborhood  
Turnaround Model N/A

### Performance Tiers

■ INTERVENE (0-24%) ■ WATCH (25-49%) ■ REINFORCE (50-74%) ■ MODEL (75-100%)

2015-16 2016-17 2017-18 3 YEAR AVG

### OVERALL: WATCH (26%)

A school's overall score represents its combined performance on the Achievement, Progress, Climate, and College & Career (for high schools only) domains.



### Achievement: INTERVENE (3%)

The Achievement domain measures performance on standardized assessments, including PSSA, Keystone Exams, ACCESS for ELLs, and reading assessments.



### Progress: REINFORCE (52%)

The Progress domain measures growth on standardized assessments and progress towards graduation (for high schools only).



### Climate: INTERVENE (15%)

The Climate domain measures school climate and student and parent/guardian engagement.



## 2017-2018 School Progress Report

### Robert Morris School

School Code 239  
Sector District  
Address 2600 W. Thompson St., 19121  
Phone/Fax 215-400-7320 / 215-400-7321  
Website <http://philasd.org/morris/>

Report Type K8 School  
Grades in Report K-8  
Enrollment 300  
Admissions Category Neighborhood  
Turnaround Model N/A

### Performance Tiers

■ INTERVENE (0-24%) ■ WATCH (25-49%) ■ REINFORCE (50-74%) ■ MODEL (75-100%)

2015-16 2016-17 2017-18 3 YEAR AVG

### OVERALL: WATCH (29%)

A school's overall score represents its combined performance on the Achievement, Progress, Climate, and College & Career (for high schools only) domains.



### Achievement: INTERVENE (8%)

The Achievement domain measures performance on standardized assessments, including PSSA, Keystone Exams, ACCESS for ELLs, and reading assessments.



### Progress: WATCH (45%)

The Progress domain measures growth on standardized assessments and progress towards graduation (for high schools only).



### Climate: WATCH (30%)

The Climate domain measures school climate and student and parent/guardian engagement.



# Rudolph Blankenburg School

School Code 149  
Sector District  
Address 4600 W. Girard Ave., 19131  
Phone/Fax 215-400-7280 / 215-400-7281  
Website <http://philasd.org/blankenburg/>

Report Type K8 School  
Grades in Report K-8  
Enrollment 448  
Admissions Category Neighborhood  
Turnaround Model Turnaround

## Performance Tiers

■ INTERVENE (0-24%) ■ WATCH (25-49%) ■ REINFORCE (50-74%) ■ MODEL (75-100%)

2015-16 2016-17 2017-18 3 YEAR AVG

## OVERALL: INTERVENE (10%)

A school's overall score represents its combined performance on the Achievement, Progress, Climate, and College & Career (for high schools only) domains.



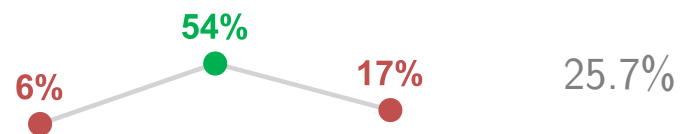
## Achievement: INTERVENE (1%)

The Achievement domain measures performance on standardized assessments, including PSSA, Keystone Exams, ACCESS for ELLs, and reading assessments.



## Progress: INTERVENE (17%)

The Progress domain measures growth on standardized assessments and progress towards graduation (for high schools only).



## Climate: INTERVENE (8%)

The Climate domain measures school climate and student and parent/guardian engagement.



## 2017-2018 School Progress Report

### Russell Byers Charter School

School Code W60  
Sector Charter  
Address 1911 Arch St., 19103  
Phone/Fax 215-972-1700 / 215-972-1701  
Website <http://www.byersschool.org/>

Report Type K8 School  
Grades in Report K-7  
Enrollment 585  
Admissions Category Citywide  
Turnaround Model N/A

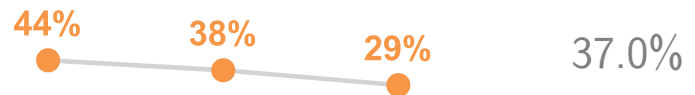
### Performance Tiers

■ INTERVENE (0-24%) ■ WATCH (25-49%) ■ REINFORCE (50-74%) ■ MODEL (75-100%)

2015-16 2016-17 2017-18 3 YEAR AVG

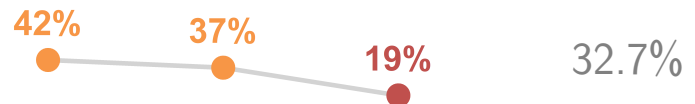
### OVERALL: WATCH (29%)

A school's overall score represents its combined performance on the Achievement, Progress, Climate, and College & Career (for high schools only) domains.




### Achievement: INTERVENE (19%)

The Achievement domain measures performance on standardized assessments, including PSSA, Keystone Exams, ACCESS for ELLs, and reading assessments.



### Progress: INTERVENE (15%)

The Progress domain measures growth on standardized assessments and progress towards graduation (for high schools only).



### Climate: REINFORCE (55%)

The Climate domain measures school climate and student and parent/guardian engagement.



## S. Weir Mitchell School

School Code 137  
Sector District  
Address 5500 Kingessing Ave., 19143  
Phone/Fax 215-400-7880 / 215-400-7881  
Website <http://philasd.org/mitchell>

Report Type K8 School  
Grades in Report K-8  
Enrollment 522  
Admissions Category Neighborhood  
Turnaround Model Turnaround

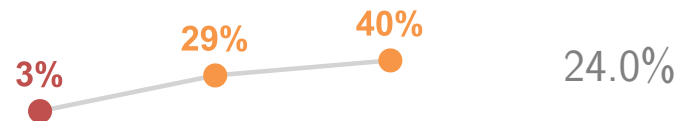
### Performance Tiers

■ INTERVENE (0-24%) ■ WATCH (25-49%) ■ REINFORCE (50-74%) ■ MODEL (75-100%)

2015-16 2016-17 2017-18 3 YEAR AVG

### OVERALL: WATCH (40%)

A school's overall score represents its combined performance on the Achievement, Progress, Climate, and College & Career (for high schools only) domains.



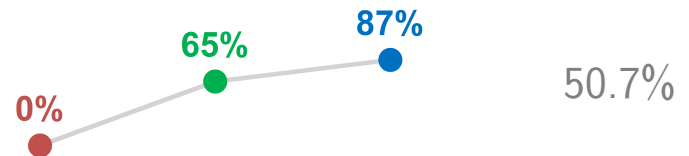
### Achievement: INTERVENE (4%)

The Achievement domain measures performance on standardized assessments, including PSSA, Keystone Exams, ACCESS for ELLs, and reading assessments.



### Progress: MODEL (87%)

The Progress domain measures growth on standardized assessments and progress towards graduation (for high schools only).



### Climate: INTERVENE (16%)

The Climate domain measures school climate and student and parent/guardian engagement.





## 2017-2018 School Progress Report

### Sadie Alexander School

School Code 128  
Sector District  
Address 4209 Spruce St., 19104  
Phone/Fax 215-400-7760 / 215-400-7761  
Website <http://philasd.org/pennalexander>

Report Type K8 School  
Grades in Report K-8  
Enrollment 579  
Admissions Category Neighborhood  
Turnaround Model N/A

### Performance Tiers

■ INTERVENE (0-24%) ■ WATCH (25-49%) ■ REINFORCE (50-74%) ■ MODEL (75-100%)

2015-16 2016-17 2017-18 3 YEAR AVG

### OVERALL: MODEL (87%)

A school's overall score represents its combined performance on the Achievement, Progress, Climate, and College & Career (for high schools only) domains.



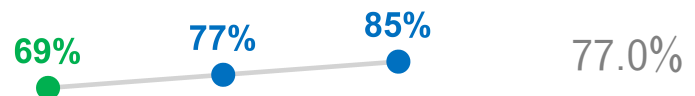
### Achievement: MODEL (85%)

The Achievement domain measures performance on standardized assessments, including PSSA, Keystone Exams, ACCESS for ELLs, and reading assessments.



### Progress: MODEL (85%)

The Progress domain measures growth on standardized assessments and progress towards graduation (for high schools only).



### Climate: MODEL (90%)

The Climate domain measures school climate and student and parent/guardian engagement.



## 2017-2018 School Progress Report

### Samuel Gompers School

School Code 428  
Sector District  
Address 5701 Wynnefield Ave., 19131  
Phone/Fax 215-400-7250 / 215-400-7251  
Website <http://philasd.org/gompers/>

Report Type K8 School  
Grades in Report K-8  
Enrollment 340  
Admissions Category Neighborhood  
Turnaround Model N/A

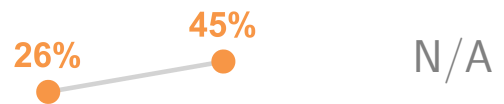
#### Performance Tiers

■ INTERVENE (0-24%) ■ WATCH (25-49%) ■ REINFORCE (50-74%) ■ MODEL (75-100%)

2015-16 2016-17 2017-18 3 YEAR AVG

#### OVERALL: WATCH (45%)

A school's overall score represents its combined performance on the Achievement, Progress, Climate, and College & Career (for high schools only) domains.



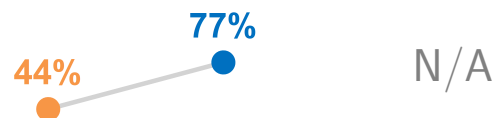
#### Achievement: INTERVENE (16%)

The Achievement domain measures performance on standardized assessments, including PSSA, Keystone Exams, ACCESS for ELLs, and reading assessments.



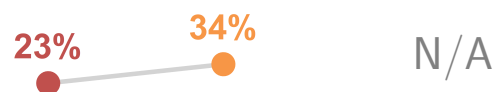
#### Progress: MODEL (77%)

The Progress domain measures growth on standardized assessments and progress towards graduation (for high schools only).



#### Climate: WATCH (34%)

The Climate domain measures school climate and student and parent/guardian engagement.



## 2017-2018 School Progress Report

### Samuel Pennypacker School

School Code 635  
Sector District  
Address 1858 E. Washington Ln., 19138  
Phone/Fax 215-400-3510 / 215-400-3511  
Website <http://philasd.org/pennypacker>

Report Type K8 School  
Grades in Report K-7  
Enrollment 372  
Admissions Category Neighborhood  
Turnaround Model N/A

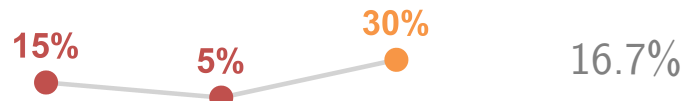
### Performance Tiers

■ INTERVENE (0-24%) ■ WATCH (25-49%) ■ REINFORCE (50-74%) ■ MODEL (75-100%)

2015-16 2016-17 2017-18 3 YEAR AVG

### OVERALL: WATCH (30%)

A school's overall score represents its combined performance on the Achievement, Progress, Climate, and College & Career (for high schools only) domains.



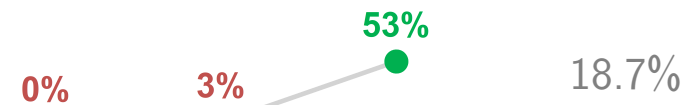
### Achievement: INTERVENE (10%)

The Achievement domain measures performance on standardized assessments, including PSSA, Keystone Exams, ACCESS for ELLs, and reading assessments.



### Progress: REINFORCE (53%)

The Progress domain measures growth on standardized assessments and progress towards graduation (for high schools only).



### Climate: INTERVENE (22%)

The Climate domain measures school climate and student and parent/guardian engagement.



# Sankofa Freedom Academy Charter School

School Code	W99	Report Type	K8 School
Sector	Charter	Grades in Report	K-8
Address	2501 Kensington Ave., 19125	Enrollment	475
Phone/Fax	215-288-2001 / 215-288-2099	Admissions Category	Citywide With Criteria
Website	<a href="http://www.sfacs.us/">http://www.sfacs.us/</a>	Turnaround Model	N/A

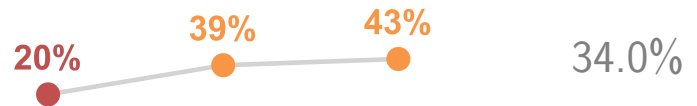
## Performance Tiers

■ INTERVENE (0-24%) 
 ■ WATCH (25-49%) 
 ■ REINFORCE (50-74%) 
 ■ MODEL (75-100%)

2015-16      2016-17      2017-18      3 YEAR AVG

### OVERALL: WATCH (43%)

A school's overall score represents its combined performance on the Achievement, Progress, Climate, and College & Career (for high schools only) domains.



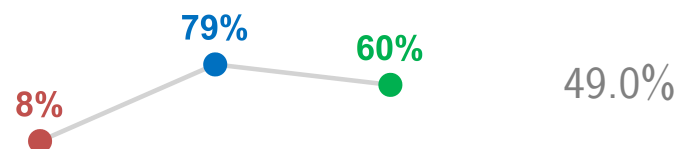
### Achievement: INTERVENE (10%)

The Achievement domain measures performance on standardized assessments, including PSSA, Keystone Exams, ACCESS for ELLs, and reading assessments.



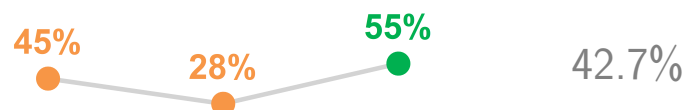
### Progress: REINFORCE (60%)

The Progress domain measures growth on standardized assessments and progress towards graduation (for high schools only).



### Climate: REINFORCE (55%)

The Climate domain measures school climate and student and parent/guardian engagement.



## 2017-2018 School Progress Report

### Shawmont School

School Code 638  
Sector District  
Address 535 Shawmont Ave., 19128  
Phone/Fax 215-400-3440 / 215-400-3441  
Website <http://philasd.org/shawmont/>

Report Type K8 School  
Grades in Report K-8  
Enrollment 493  
Admissions Category Neighborhood  
Turnaround Model N/A

### Performance Tiers

■ INTERVENE (0-24%) ■ WATCH (25-49%) ■ REINFORCE (50-74%) ■ MODEL (75-100%)

2015-16 2016-17 2017-18 3 YEAR AVG

### OVERALL: REINFORCE (61%)

A school's overall score represents its combined performance on the Achievement, Progress, Climate, and College & Career (for high schools only) domains.



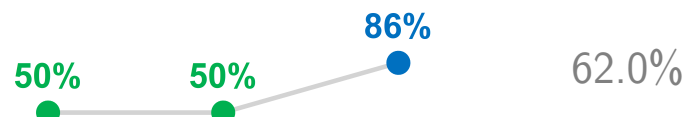
### Achievement: WATCH (33%)

The Achievement domain measures performance on standardized assessments, including PSSA, Keystone Exams, ACCESS for ELLs, and reading assessments.



### Progress: MODEL (86%)

The Progress domain measures growth on standardized assessments and progress towards graduation (for high schools only).



### Climate: REINFORCE (57%)

The Climate domain measures school climate and student and parent/guardian engagement.



## 2017-2018 School Progress Report

### Southwark School

School Code 264  
Sector District  
Address 1835 S. 9th St., 19148  
Phone/Fax 215-400-8280 / 215-400-8281  
Website <http://philasd.org/southwark>

Report Type K8 School  
Grades in Report K-8  
Enrollment 789  
Admissions Category Neighborhood  
Turnaround Model N/A

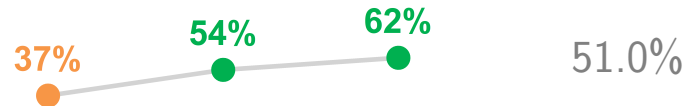
### Performance Tiers

■ INTERVENE (0-24%) ■ WATCH (25-49%) ■ REINFORCE (50-74%) ■ MODEL (75-100%)

2015-16 2016-17 2017-18 3 YEAR AVG

### OVERALL: REINFORCE (62%)

A school's overall score represents its combined performance on the Achievement, Progress, Climate, and College & Career (for high schools only) domains.



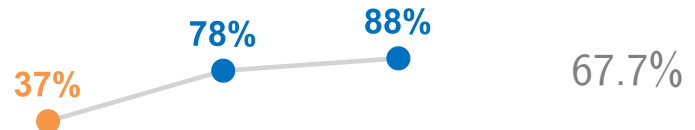
### Achievement: INTERVENE (11%)

The Achievement domain measures performance on standardized assessments, including PSSA, Keystone Exams, ACCESS for ELLs, and reading assessments.



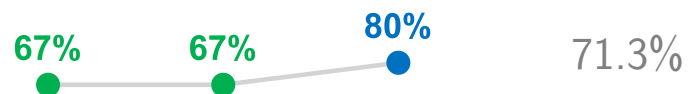
### Progress: MODEL (88%)

The Progress domain measures growth on standardized assessments and progress towards graduation (for high schools only).



### Climate: MODEL (80%)

The Climate domain measures school climate and student and parent/guardian engagement.



## Southwest Leadership Academy Charter School

School Code	W92	Report Type	K8 School
Sector	Charter	Grades in Report	K-8
Address	7101 Paschall Ave., 19142	Enrollment	489
Phone/Fax	215-729-1939 / 215-729-1976	Admissions Category	Citywide With Criteria
Website	<a href="http://www.slacs-phila.org/">http://www.slacs-phila.org/</a>	Turnaround Model	N/A

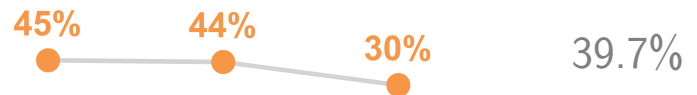
### Performance Tiers

■ INTERVENE (0-24%)
 ■ WATCH (25-49%)
 ■ REINFORCE (50-74%)
 ■ MODEL (75-100%)

2015-16      2016-17      2017-18      3 YEAR AVG

### OVERALL: WATCH (30%)

A school's overall score represents its combined performance on the Achievement, Progress, Climate, and College & Career (for high schools only) domains.



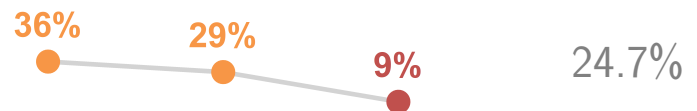
### Achievement: INTERVENE (18%)

The Achievement domain measures performance on standardized assessments, including PSSA, Keystone Exams, ACCESS for ELLs, and reading assessments.



### Progress: INTERVENE (9%)

The Progress domain measures growth on standardized assessments and progress towards graduation (for high schools only).



### Climate: REINFORCE (67%)

The Climate domain measures school climate and student and parent/guardian engagement.



## Spring Garden School

School Code 556  
 Sector District  
 Address 1146 Melon St., 19123  
 Phone/Fax 215-400-7610 / 215-400-7611  
 Website <http://philasd.org/springgarden>

Report Type K8 School  
 Grades in Report K-8  
 Enrollment 264  
 Admissions Category Neighborhood  
 Turnaround Model N/A

### Performance Tiers

■ INTERVENE (0-24%) ■ WATCH (25-49%) ■ REINFORCE (50-74%) ■ MODEL (75-100%)

2015-16 2016-17 2017-18 3 YEAR AVG

### OVERALL: WATCH (25%)

A school's overall score represents its combined performance on the Achievement, Progress, Climate, and College & Career (for high schools only) domains.



### Achievement: INTERVENE (10%)

The Achievement domain measures performance on standardized assessments, including PSSA, Keystone Exams, ACCESS for ELLs, and reading assessments.



### Progress: INTERVENE (23%)

The Progress domain measures growth on standardized assessments and progress towards graduation (for high schools only).



### Climate: WATCH (42%)

The Climate domain measures school climate and student and parent/guardian engagement.





## 2017-2018 School Progress Report

### Stephen Decatur School

School Code 842  
Sector District  
Address 3500 Academy Rd., 19154  
Phone/Fax 215-400-3050 / 215-400-3051  
Website <http://philasd.org/decaturn>

Report Type K8 School  
Grades in Report K-8  
Enrollment 1,036  
Admissions Category Neighborhood  
Turnaround Model N/A

### Performance Tiers

■ INTERVENE (0-24%) ■ WATCH (25-49%) ■ REINFORCE (50-74%) ■ MODEL (75-100%)

2015-16 2016-17 2017-18 3 YEAR AVG

### OVERALL: WATCH (46%)

A school's overall score represents its combined performance on the Achievement, Progress, Climate, and College & Career (for high schools only) domains.



### Achievement: WATCH (41%)

The Achievement domain measures performance on standardized assessments, including PSSA, Keystone Exams, ACCESS for ELLs, and reading assessments.



### Progress: WATCH (31%)

The Progress domain measures growth on standardized assessments and progress towards graduation (for high schools only).



### Climate: REINFORCE (69%)

The Climate domain measures school climate and student and parent/guardian engagement.



# Tacony Academy Charter School

School Code	X04	Report Type	K8 School
Sector	Charter	Grades in Report	K-8
Address	1330 Rhawn St., 19111	Enrollment	707
Phone/Fax	215-742-5100 / 215-742-5200	Admissions Category	Citywide With Criteria
Website	<a href="http://www.ap-schools.org/Tacony-Academy-Charter">http://www.ap-schools.org/Tacony-Academy-Charter</a>	Turnaround Model	N/A

## Performance Tiers

■ INTERVENE (0-24%)
 ■ WATCH (25-49%)
 ■ REINFORCE (50-74%)
 ■ MODEL (75-100%)

2015-16      2016-17      2017-18      3 YEAR AVG

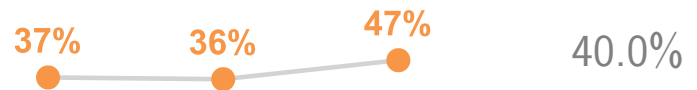
## OVERALL: REINFORCE (68%)

A school's overall score represents its combined performance on the Achievement, Progress, Climate, and College & Career (for high schools only) domains.



## Achievement: WATCH (47%)

The Achievement domain measures performance on standardized assessments, including PSSA, Keystone Exams, ACCESS for ELLs, and reading assessments.



## Progress: MODEL (78%)

The Progress domain measures growth on standardized assessments and progress towards graduation (for high schools only).



## Climate: MODEL (76%)

The Climate domain measures school climate and student and parent/guardian engagement.



## 2017-2018 School Progress Report

### Tanner G. Duckrey School

School Code 446  
Sector District  
Address 1501 W. Diamond St., 19121  
Phone/Fax 215-400-7350 / 215-400-7351  
Website <http://philasd.org/duckrey>

Report Type K8 School  
Grades in Report K-8  
Enrollment 682  
Admissions Category Neighborhood  
Turnaround Model N/A


### Performance Tiers

■ INTERVENE (0-24%) ■ WATCH (25-49%) ■ REINFORCE (50-74%) ■ MODEL (75-100%)

2015-16 2016-17 2017-18 3 YEAR AVG

### OVERALL: WATCH (32%)

A school's overall score represents its combined performance on the Achievement, Progress, Climate, and College & Career (for high schools only) domains.



### Achievement: INTERVENE (1%)

The Achievement domain measures performance on standardized assessments, including PSSA, Keystone Exams, ACCESS for ELLs, and reading assessments.



### Progress: MODEL (75%)

The Progress domain measures growth on standardized assessments and progress towards graduation (for high schools only).



### Climate: INTERVENE (10%)

The Climate domain measures school climate and student and parent/guardian engagement.



# The Philadelphia Charter School for Arts and Sciences

School Code X22  
 Sector Charter  
 Address 1197 Haworth St., 19124  
 Phone/Fax 215-537-2520 / 215-689-1986  
 Website <http://www.stringtheoryschools.org/edmunds-campus/art-science-landing-page/>

Report Type K8 School  
 Grades in Report K-8  
 Enrollment 1,027  
 Admissions Category Neighborhood  
 Turnaround Model Renaissance Charter

## Performance Tiers

■ INTERVENE (0-24%) ■ WATCH (25-49%) ■ REINFORCE (50-74%) ■ MODEL (75-100%)

2015-16 2016-17 2017-18 3 YEAR AVG

### OVERALL: REINFORCE (50%)

A school's overall score represents its combined performance on the Achievement, Progress, Climate, and College & Career (for high schools only) domains.



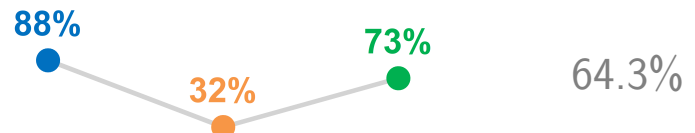
### Achievement: INTERVENE (12%)

The Achievement domain measures performance on standardized assessments, including PSSA, Keystone Exams, ACCESS for ELLs, and reading assessments.



### Progress: REINFORCE (73%)

The Progress domain measures growth on standardized assessments and progress towards graduation (for high schools only).



### Climate: REINFORCE (59%)

The Climate domain measures school climate and student and parent/guardian engagement.



# Theodore Roosevelt School

School Code 636  
 Sector District  
 Address 430 E. Washington Ln., 19144  
 Phone/Fax 215-400-3640 / 215-400-3641  
 Website <http://philasd.org/roosevelt/>

Report Type K8 School  
 Grades in Report K-8  
 Enrollment 525  
 Admissions Category Neighborhood  
 Turnaround Model Turnaround

## Performance Tiers

■ INTERVENE (0-24%) ■ WATCH (25-49%) ■ REINFORCE (50-74%) ■ MODEL (75-100%)

2015-16 2016-17 2017-18 3 YEAR AVG

### OVERALL: INTERVENE (16%)

A school's overall score represents its combined performance on the Achievement, Progress, Climate, and College & Career (for high schools only) domains.



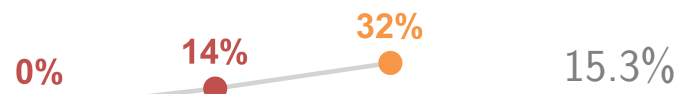
### Achievement: INTERVENE (2%)

The Achievement domain measures performance on standardized assessments, including PSSA, Keystone Exams, ACCESS for ELLs, and reading assessments.



### Progress: WATCH (32%)

The Progress domain measures growth on standardized assessments and progress towards graduation (for high schools only).



### Climate: INTERVENE (10%)

The Climate domain measures school climate and student and parent/guardian engagement.



## 2017-2018 School Progress Report

### Thomas K. Finletter School

School Code 727  
Sector District  
Address 6100 N. Front St., 19120  
Phone/Fax 215-400-3750 / 215-400-3751  
Website <https://www.philasd.org/finletter>

Report Type K8 School  
Grades in Report K-8  
Enrollment 741  
Admissions Category Neighborhood  
Turnaround Model N/A

### Performance Tiers

■ INTERVENE (0-24%) ■ WATCH (25-49%) ■ REINFORCE (50-74%) ■ MODEL (75-100%)

2015-16 2016-17 2017-18 3 YEAR AVG

### OVERALL: REINFORCE (55%)

A school's overall score represents its combined performance on the Achievement, Progress, Climate, and College & Career (for high schools only) domains.



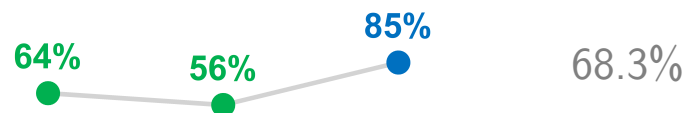
### Achievement: INTERVENE (24%)

The Achievement domain measures performance on standardized assessments, including PSSA, Keystone Exams, ACCESS for ELLs, and reading assessments.



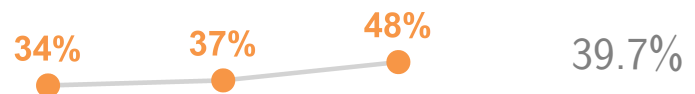
### Progress: MODEL (85%)

The Progress domain measures growth on standardized assessments and progress towards graduation (for high schools only).



### Climate: WATCH (48%)

The Climate domain measures school climate and student and parent/guardian engagement.



## 2017-2018 School Progress Report

### Thomas Mifflin School

School Code 632  
Sector District  
Address 3624 Conrad St., 19129  
Phone/Fax 215-400-3830 / 215-400-3831  
Website <http://philasd.org/mifflin/>

Report Type K8 School  
Grades in Report K-8  
Enrollment 307  
Admissions Category Neighborhood  
Turnaround Model N/A

### Performance Tiers

■ INTERVENE (0-24%) ■ WATCH (25-49%) ■ REINFORCE (50-74%) ■ MODEL (75-100%)

2015-16 2016-17 2017-18 3 YEAR AVG

### OVERALL: WATCH (35%)

A school's overall score represents its combined performance on the Achievement, Progress, Climate, and College & Career (for high schools only) domains.



### Achievement: INTERVENE (14%)

The Achievement domain measures performance on standardized assessments, including PSSA, Keystone Exams, ACCESS for ELLs, and reading assessments.



### Progress: WATCH (39%)

The Progress domain measures growth on standardized assessments and progress towards graduation (for high schools only).



### Climate: REINFORCE (52%)

The Climate domain measures school climate and student and parent/guardian engagement.



## 2017-2018 School Progress Report

# Thurgood Marshall School

School Code 550  
Sector District  
Address 5120 N. 6th St., 19120  
Phone/Fax 215-400-3770 / 215-400-3771  
Website <http://philasd.org/thurgoodmarshall/>

Report Type K8 School  
Grades in Report K-8  
Enrollment 802  
Admissions Category Neighborhood  
Turnaround Model N/A

## Performance Tiers

■ INTERVENE (0-24%) ■ WATCH (25-49%) ■ REINFORCE (50-74%) ■ MODEL (75-100%)

2015-16 2016-17 2017-18 3 YEAR AVG

### OVERALL: WATCH (30%)

A school's overall score represents its combined performance on the Achievement, Progress, Climate, and College & Career (for high schools only) domains.



### Achievement: INTERVENE (5%)

The Achievement domain measures performance on standardized assessments, including PSSA, Keystone Exams, ACCESS for ELLs, and reading assessments.



### Progress: WATCH (48%)

The Progress domain measures growth on standardized assessments and progress towards graduation (for high schools only).



### Climate: WATCH (31%)

The Climate domain measures school climate and student and parent/guardian engagement.





## Universal Charter School at Alcorn

School Code X24  
 Sector Charter  
 Address 3200 Dickinson St., 19146  
 Phone/Fax 215-952-6219 / 215-952-0853  
 Website <http://universalfamilyofschools.org/our-schools/universal-alcorn-charter-elementary-school>

Report Type K8 School  
 Grades in Report K-8  
 Enrollment 636  
 Admissions Category Neighborhood  
 Turnaround Model Renaissance Charter

### Performance Tiers

■ INTERVENE (0-24%) ■ WATCH (25-49%) ■ REINFORCE (50-74%) ■ MODEL (75-100%)

2015-16 2016-17 2017-18 3 YEAR AVG

### OVERALL: REINFORCE (61%)

A school's overall score represents its combined performance on the Achievement, Progress, Climate, and College & Career (for high schools only) domains.



### Achievement: INTERVENE (15%)

The Achievement domain measures performance on standardized assessments, including PSSA, Keystone Exams, ACCESS for ELLs, and reading assessments.



### Progress: MODEL (87%)

The Progress domain measures growth on standardized assessments and progress towards graduation (for high schools only).



### Climate: REINFORCE (73%)

The Climate domain measures school climate and student and parent/guardian engagement.



## Universal Charter School at Creighton

School Code X21  
Sector Charter  
Address 5401 Tabor Ave., 19120  
Phone/Fax 215-537-2531 / 267-388-5227  
Website <http://universalfamilyofschools.org/our-schools/universal-creighton-charter-school/>

Report Type K8 School  
Grades in Report K-8  
Enrollment 746  
Admissions Category Neighborhood  
Turnaround Model Renaissance Charter

### Performance Tiers

■ INTERVENE (0-24%) ■ WATCH (25-49%) ■ REINFORCE (50-74%) ■ MODEL (75-100%)

2015-16 2016-17 2017-18 3 YEAR AVG

### OVERALL: REINFORCE (50%)

A school's overall score represents its combined performance on the Achievement, Progress, Climate, and College & Career (for high schools only) domains.



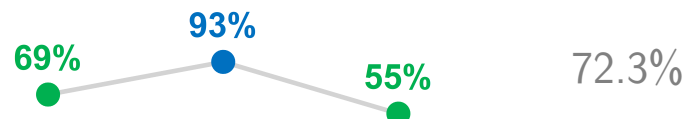
### Achievement: WATCH (36%)

The Achievement domain measures performance on standardized assessments, including PSSA, Keystone Exams, ACCESS for ELLs, and reading assessments.



### Progress: REINFORCE (55%)

The Progress domain measures growth on standardized assessments and progress towards graduation (for high schools only).



### Climate: REINFORCE (59%)

The Climate domain measures school climate and student and parent/guardian engagement.



## Universal Charter School at Daroff

School Code X11  
 Sector Charter  
 Address 5630 Vine St., 19139  
 Phone/Fax 215-471-2905 / 267-403-2572  
 Website <http://universalfamilyofschools.org/our-schools/universal-daroff-charter-school/>

Report Type K8 School  
 Grades in Report K-8  
 Enrollment 701  
 Admissions Category Neighborhood  
 Turnaround Model Renaissance Charter


### Performance Tiers

■ INTERVENE (0-24%) ■ WATCH (25-49%) ■ REINFORCE (50-74%) ■ MODEL (75-100%)

2015-16 2016-17 2017-18 3 YEAR AVG

### OVERALL: REINFORCE (52%)

A school's overall score represents its combined performance on the Achievement, Progress, Climate, and College & Career (for high schools only) domains.



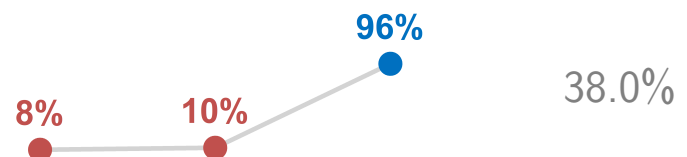
### Achievement: INTERVENE (3%)

The Achievement domain measures performance on standardized assessments, including PSSA, Keystone Exams, ACCESS for ELLs, and reading assessments.



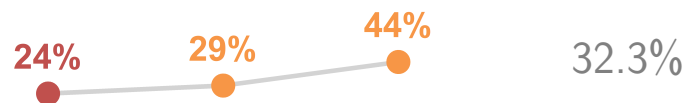
### Progress: MODEL (96%)

The Progress domain measures growth on standardized assessments and progress towards graduation (for high schools only).



### Climate: WATCH (44%)

The Climate domain measures school climate and student and parent/guardian engagement.



# Universal Institute Charter School

School Code W26  
 Sector Charter  
 Address 801 S. 15th St., 19146  
 Phone/Fax 215-732-2876 / 267-519-2685  
 Website <http://universalfamilyofschools.org/our-schools/universal-institute-charter-school/>

Report Type K8 School  
 Grades in Report K-8  
 Enrollment 630  
 Admissions Category Citywide  
 Turnaround Model N/A

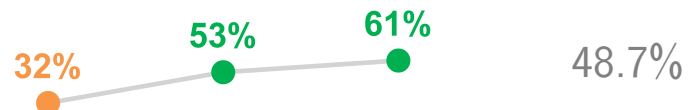
## Performance Tiers

■ INTERVENE (0-24%) ■ WATCH (25-49%) ■ REINFORCE (50-74%) ■ MODEL (75-100%)

2015-16 2016-17 2017-18 3 YEAR AVG

### OVERALL: REINFORCE (61%)

A school's overall score represents its combined performance on the Achievement, Progress, Climate, and College & Career (for high schools only) domains.



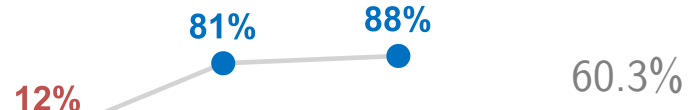
### Achievement: INTERVENE (20%)

The Achievement domain measures performance on standardized assessments, including PSSA, Keystone Exams, ACCESS for ELLs, and reading assessments.



### Progress: MODEL (88%)

The Progress domain measures growth on standardized assessments and progress towards graduation (for high schools only).



### Climate: REINFORCE (67%)

The Climate domain measures school climate and student and parent/guardian engagement.



## Vare-Washington School

School Code 272  
Sector District  
Address 1198 S. 5th St., 19147  
Phone/Fax 215-400-8120 / 215-400-8121  
Website <http://philasd.org/vare>

Report Type K8 School  
Grades in Report K-8  
Enrollment 364  
Admissions Category Neighborhood  
Turnaround Model N/A

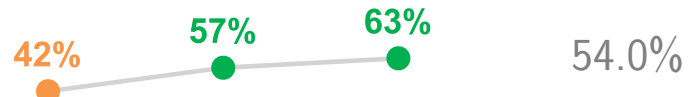
### Performance Tiers

■ INTERVENE (0-24%) ■ WATCH (25-49%) ■ REINFORCE (50-74%) ■ MODEL (75-100%)

2015-16 2016-17 2017-18 3 YEAR AVG

### OVERALL: REINFORCE (63%)

A school's overall score represents its combined performance on the Achievement, Progress, Climate, and College & Career (for high schools only) domains.



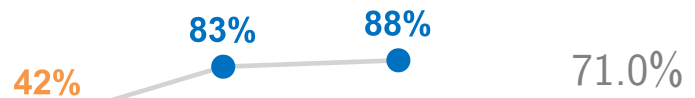
### Achievement: WATCH (30%)

The Achievement domain measures performance on standardized assessments, including PSSA, Keystone Exams, ACCESS for ELLs, and reading assessments.



### Progress: MODEL (88%)

The Progress domain measures growth on standardized assessments and progress towards graduation (for high schools only).



### Climate: REINFORCE (64%)

The Climate domain measures school climate and student and parent/guardian engagement.



## 2017-2018 School Progress Report

### West Oak Lane Charter School

School Code W14  
Sector Charter  
Address 7115 Stenton Ave., 19138  
Phone/Fax 215-927-7995 / 215-927-7980  
Website <http://www.wolcs.org/>

Report Type K8 School  
Grades in Report K-8  
Enrollment 1,074  
Admissions Category Citywide  
Turnaround Model N/A


#### Performance Tiers

■ INTERVENE (0-24%) ■ WATCH (25-49%) ■ REINFORCE (50-74%) ■ MODEL (75-100%)

2015-16 2016-17 2017-18 3 YEAR AVG

#### OVERALL: WATCH (30%)

A school's overall score represents its combined performance on the Achievement, Progress, Climate, and College & Career (for high schools only) domains.



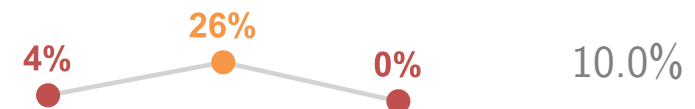
#### Achievement: WATCH (26%)

The Achievement domain measures performance on standardized assessments, including PSSA, Keystone Exams, ACCESS for ELLs, and reading assessments.



#### Progress: INTERVENE (0%)

The Progress domain measures growth on standardized assessments and progress towards graduation (for high schools only).



#### Climate: REINFORCE (69%)

The Climate domain measures school climate and student and parent/guardian engagement.



# William C. Bryant School

School Code 123  
Sector District  
Address 6001 Cedar Ave., 19143  
Phone/Fax 215-400-7910 / 215-400-7911  
Website <http://philasd.org/bryant/>

Report Type K8 School  
Grades in Report K-8  
Enrollment 406  
Admissions Category Neighborhood  
Turnaround Model Turnaround

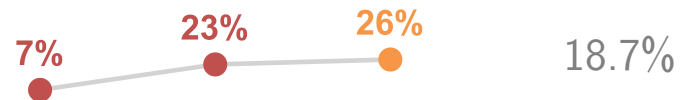
## Performance Tiers

■ INTERVENE (0-24%) ■ WATCH (25-49%) ■ REINFORCE (50-74%) ■ MODEL (75-100%)

2015-16 2016-17 2017-18 3 YEAR AVG

### OVERALL: WATCH (26%)

A school's overall score represents its combined performance on the Achievement, Progress, Climate, and College & Career (for high schools only) domains.



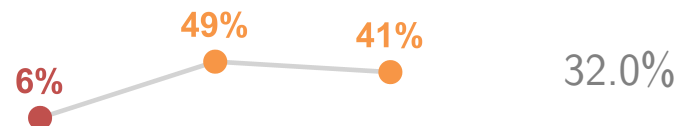
### Achievement: INTERVENE (8%)

The Achievement domain measures performance on standardized assessments, including PSSA, Keystone Exams, ACCESS for ELLs, and reading assessments.



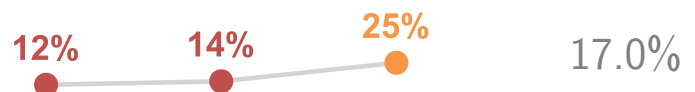
### Progress: WATCH (41%)

The Progress domain measures growth on standardized assessments and progress towards graduation (for high schools only).



### Climate: WATCH (25%)

The Climate domain measures school climate and student and parent/guardian engagement.



## 2017-2018 School Progress Report

### William C. Longstreth School

School Code 135  
Sector District  
Address 5700 Willows Ave., 19143  
Phone/Fax 215-400-7870 / 215-400-7871  
Website <http://philasd.org/longstreth>

Report Type K8 School  
Grades in Report K-8  
Enrollment 406  
Admissions Category Neighborhood  
Turnaround Model N/A

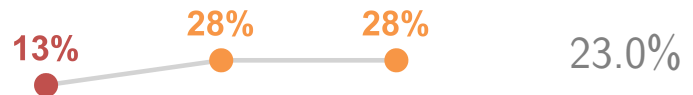
#### Performance Tiers

■ INTERVENE (0-24%) ■ WATCH (25-49%) ■ REINFORCE (50-74%) ■ MODEL (75-100%)

2015-16 2016-17 2017-18 3 YEAR AVG

#### OVERALL: WATCH (28%)

A school's overall score represents its combined performance on the Achievement, Progress, Climate, and College & Career (for high schools only) domains.



#### Achievement: INTERVENE (2%)

The Achievement domain measures performance on standardized assessments, including PSSA, Keystone Exams, ACCESS for ELLs, and reading assessments.



#### Progress: REINFORCE (56%)

The Progress domain measures growth on standardized assessments and progress towards graduation (for high schools only).



#### Climate: INTERVENE (17%)

The Climate domain measures school climate and student and parent/guardian engagement.





## 2017-2018 School Progress Report

### William D. Kelley School

School Code 456  
Sector District  
Address 1601 N. 28th St., 19121  
Phone/Fax 215-400-7370 / 215-400-7371  
Website <http://philasd.org/kelley/>

Report Type K8 School  
Grades in Report K-8  
Enrollment 381  
Admissions Category Neighborhood  
Turnaround Model N/A

#### Performance Tiers

■ INTERVENE (0-24%) ■ WATCH (25-49%) ■ REINFORCE (50-74%) ■ MODEL (75-100%)

2015-16 2016-17 2017-18 3 YEAR AVG

#### OVERALL: INTERVENE (19%)

A school's overall score represents its combined performance on the Achievement, Progress, Climate, and College & Career (for high schools only) domains.



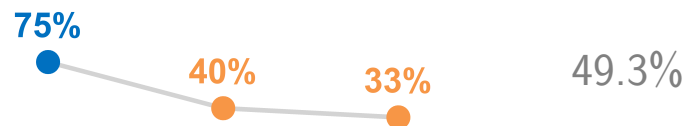
#### Achievement: INTERVENE (11%)

The Achievement domain measures performance on standardized assessments, including PSSA, Keystone Exams, ACCESS for ELLs, and reading assessments.



#### Progress: WATCH (33%)

The Progress domain measures growth on standardized assessments and progress towards graduation (for high schools only).



#### Climate: INTERVENE (8%)

The Climate domain measures school climate and student and parent/guardian engagement.



## 2017-2018 School Progress Report

### William Dick School

School Code 427  
Sector District  
Address 2498 W. Diamond St., 19121  
Phone/Fax 215-400-7340 / 215-400-7341  
Website <http://philasd.org/wdick/>

Report Type K8 School  
Grades in Report K-8  
Enrollment 528  
Admissions Category Neighborhood  
Turnaround Model N/A


### Performance Tiers

■ INTERVENE (0-24%) ■ WATCH (25-49%) ■ REINFORCE (50-74%) ■ MODEL (75-100%)

2015-16 2016-17 2017-18 3 YEAR AVG

### OVERALL: WATCH (28%)

A school's overall score represents its combined performance on the Achievement, Progress, Climate, and College & Career (for high schools only) domains.




### Achievement: INTERVENE (2%)

The Achievement domain measures performance on standardized assessments, including PSSA, Keystone Exams, ACCESS for ELLs, and reading assessments.



### Progress: REINFORCE (54%)

The Progress domain measures growth on standardized assessments and progress towards graduation (for high schools only).



### Climate: INTERVENE (20%)

The Climate domain measures school climate and student and parent/guardian engagement.



## 2017-2018 School Progress Report

### William H. Hunter School

School Code 533  
Sector District  
Address 2400 N. Front St., 19133  
Phone/Fax 215-400-7110 / 215-400-7111  
Website <http://philasd.org/hunter>

Report Type K8 School  
Grades in Report K-8  
Enrollment 553  
Admissions Category Neighborhood  
Turnaround Model N/A

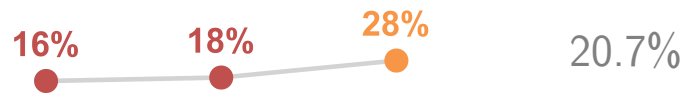
### Performance Tiers

■ INTERVENE (0-24%) ■ WATCH (25-49%) ■ REINFORCE (50-74%) ■ MODEL (75-100%)

2015-16 2016-17 2017-18 3 YEAR AVG

### OVERALL: WATCH (28%)

A school's overall score represents its combined performance on the Achievement, Progress, Climate, and College & Career (for high schools only) domains.



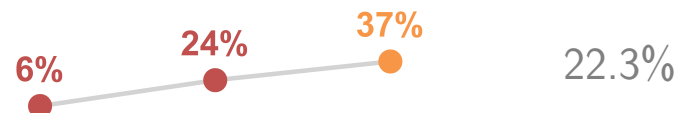
### Achievement: INTERVENE (3%)

The Achievement domain measures performance on standardized assessments, including PSSA, Keystone Exams, ACCESS for ELLs, and reading assessments.




### Progress: WATCH (37%)

The Progress domain measures growth on standardized assessments and progress towards graduation (for high schools only).



### Climate: WATCH (43%)

The Climate domain measures school climate and student and parent/guardian engagement.



## 2017-2018 School Progress Report

### William H. Ziegler School

School Code 746  
Sector District  
Address 5935 Saul St., 19149  
Phone/Fax 215-400-3260 / 215-400-3261  
Website <http://philasd.org/ziegler>

Report Type K8 School  
Grades in Report K-8  
Enrollment 537  
Admissions Category Neighborhood  
Turnaround Model N/A

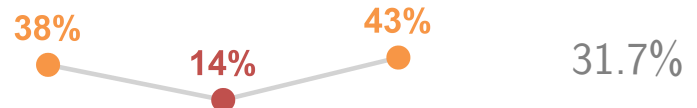
### Performance Tiers

■ INTERVENE (0-24%) ■ WATCH (25-49%) ■ REINFORCE (50-74%) ■ MODEL (75-100%)

2015-16 2016-17 2017-18 3 YEAR AVG

### OVERALL: WATCH (43%)

A school's overall score represents its combined performance on the Achievement, Progress, Climate, and College & Career (for high schools only) domains.



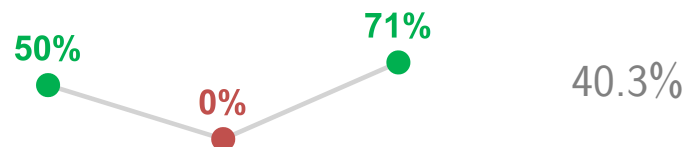
### Achievement: INTERVENE (11%)

The Achievement domain measures performance on standardized assessments, including PSSA, Keystone Exams, ACCESS for ELLs, and reading assessments.



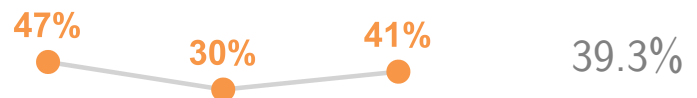
### Progress: REINFORCE (71%)

The Progress domain measures growth on standardized assessments and progress towards graduation (for high schools only).



### Climate: WATCH (41%)

The Climate domain measures school climate and student and parent/guardian engagement.



## 2017-2018 School Progress Report

### William M. Meredith School

School Code 238  
Sector District  
Address 725 S. 5th St., 19147  
Phone/Fax 215-400-7990 / 215-400-7991  
Website <http://philasd.org/meredith>

Report Type K8 School  
Grades in Report K-8  
Enrollment 573  
Admissions Category Neighborhood  
Turnaround Model N/A

#### Performance Tiers

■ INTERVENE (0-24%) ■ WATCH (25-49%) ■ REINFORCE (50-74%) ■ MODEL (75-100%)

2015-16 2016-17 2017-18 3 YEAR AVG

#### OVERALL: MODEL (75%)

A school's overall score represents its combined performance on the Achievement, Progress, Climate, and College & Career (for high schools only) domains.



#### Achievement: MODEL (81%)

The Achievement domain measures performance on standardized assessments, including PSSA, Keystone Exams, ACCESS for ELLs, and reading assessments.



#### Progress: REINFORCE (52%)

The Progress domain measures growth on standardized assessments and progress towards graduation (for high schools only).



#### Climate: MODEL (97%)

The Climate domain measures school climate and student and parent/guardian engagement.



# William McKinley School

School Code 535  
 Sector District  
 Address 2101 N. Orkney St., 19122  
 Phone/Fax 215-400-7440 / 215-400-7441  
 Website <http://philasd.org/mckinley/>

Report Type K8 School  
 Grades in Report K-8  
 Enrollment 447  
 Admissions Category Neighborhood  
 Turnaround Model N/A

## Performance Tiers

■ INTERVENE (0-24%) ■ WATCH (25-49%) ■ REINFORCE (50-74%) ■ MODEL (75-100%)

2015-16 2016-17 2017-18 3 YEAR AVG

### OVERALL: WATCH (33%)

A school's overall score represents its combined performance on the Achievement, Progress, Climate, and College & Career (for high schools only) domains.



### Achievement: INTERVENE (7%)

The Achievement domain measures performance on standardized assessments, including PSSA, Keystone Exams, ACCESS for ELLs, and reading assessments.



### Progress: WATCH (43%)

The Progress domain measures growth on standardized assessments and progress towards graduation (for high schools only).



### Climate: WATCH (46%)

The Climate domain measures school climate and student and parent/guardian engagement.



## 2017-2018 School Progress Report

### Wissahickon Charter School

School Code W62  
Sector Charter  
Address 4700 Wissahickon Ave., 19144  
Phone/Fax 267-338-1020 / 267-338-1030  
Website <http://www.wissahickoncharter.org>

Report Type K8 School  
Grades in Report K-8  
Enrollment 937  
Admissions Category Citywide With Criteria  
Turnaround Model N/A

### Performance Tiers

■ INTERVENE (0-24%) ■ WATCH (25-49%) ■ REINFORCE (50-74%) ■ MODEL (75-100%)

2015-16 2016-17 2017-18 3 YEAR AVG

### OVERALL: WATCH (46%)

A school's overall score represents its combined performance on the Achievement, Progress, Climate, and College & Career (for high schools only) domains.




### Achievement: WATCH (27%)

The Achievement domain measures performance on standardized assessments, including PSSA, Keystone Exams, ACCESS for ELLs, and reading assessments.



### Progress: INTERVENE (21%)

The Progress domain measures growth on standardized assessments and progress towards graduation (for high schools only).



### Climate: MODEL (96%)

The Climate domain measures school climate and student and parent/guardian engagement.

