

## Academy for the Middle Years at Northwest

School Code 648  
Sector District  
Address 6000 Ridge Ave., 19128  
Phone/Fax 215-400-3460 / 215-400-3461  
Website <http://philasd.org/amynw>

Report Type Middle School  
Grades in Report 6-8  
Enrollment 308  
Admissions Category Special Admit  
Turnaround Model N/A

### Performance Tiers

■ INTERVENE (0-24%) ■ WATCH (25-49%) ■ REINFORCE (50-74%) ■ MODEL (75-100%)

2015-16 2016-17 2017-18 3 YEAR AVG

### OVERALL: REINFORCE (69%)

A school's overall score represents its combined performance on the Achievement, Progress, Climate, and College & Career (for high schools only) domains.



### Achievement: WATCH (28%)

The Achievement domain measures performance on standardized assessments, including PSSA, Keystone Exams, ACCESS for ELLs, and reading assessments.



### Progress: MODEL (85%)

The Progress domain measures growth on standardized assessments and progress towards graduation (for high schools only).



### Climate: MODEL (88%)

The Climate domain measures school climate and student and parent/guardian engagement.



## Alternative Middle Years at James Martin

School Code 543  
 Sector District  
 Address 3380 Richmond St., 19134  
 Phone/Fax 215-400-7190 / 215-400-7191  
 Website <http://philasd.org/amymartin/>

Report Type Middle School  
 Grades in Report 6-8  
 Enrollment 438  
 Admissions Category Citywide  
 Turnaround Model N/A

### Performance Tiers

■ INTERVENE (0-24%) ■ WATCH (25-49%) ■ REINFORCE (50-74%) ■ MODEL (75-100%)

2015-16 2016-17 2017-18 3 YEAR AVG

### OVERALL: WATCH (32%)

A school's overall score represents its combined performance on the Achievement, Progress, Climate, and College & Career (for high schools only) domains.



### Achievement: INTERVENE (14%)

The Achievement domain measures performance on standardized assessments, including PSSA, Keystone Exams, ACCESS for ELLs, and reading assessments.



### Progress: WATCH (28%)

The Progress domain measures growth on standardized assessments and progress towards graduation (for high schools only).



### Climate: REINFORCE (52%)

The Climate domain measures school climate and student and parent/guardian engagement.



## Aspira Charter School at Stetson

School Code X06  
 Sector Charter  
 Address 3200 B. St., 19134  
 Phone/Fax 215-291-4720 / 215-291-4168  
 Website <http://www.aspirapa.org/stetson/>

Report Type Middle School  
 Grades in Report 5-8  
 Enrollment 981  
 Admissions Category Neighborhood  
 Turnaround Model Renaissance Charter

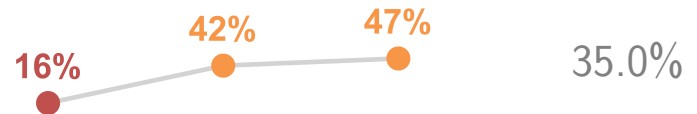
### Performance Tiers

■ INTERVENE (0-24%) ■ WATCH (25-49%) ■ REINFORCE (50-74%) ■ MODEL (75-100%)

2015-16 2016-17 2017-18 3 YEAR AVG

### OVERALL: WATCH (47%)

A school's overall score represents its combined performance on the Achievement, Progress, Climate, and College & Career (for high schools only) domains.



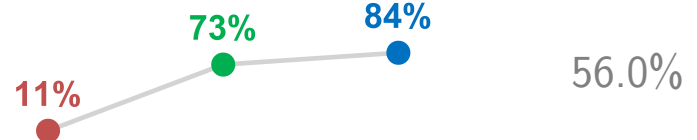
### Achievement: INTERVENE (0%)

The Achievement domain measures performance on standardized assessments, including PSSA, Keystone Exams, ACCESS for ELLs, and reading assessments.



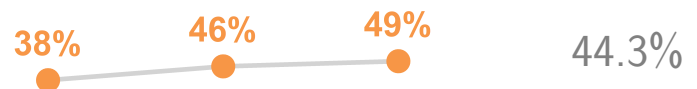
### Progress: MODEL (84%)

The Progress domain measures growth on standardized assessments and progress towards graduation (for high schools only).



### Climate: WATCH (49%)

The Climate domain measures school climate and student and parent/guardian engagement.



## 2017-2018 School Progress Report

### Austin Meehan School

School Code 814  
Sector District  
Address 3001 Ryan Ave., 19152  
Phone/Fax 215-400-3240 / 215-400-3241  
Website <http://philasd.org/meehan>

Report Type Middle School  
Grades in Report 7-8  
Enrollment 592  
Admissions Category Neighborhood  
Turnaround Model N/A

### Performance Tiers

■ INTERVENE (0-24%) ■ WATCH (25-49%) ■ REINFORCE (50-74%) ■ MODEL (75-100%)

2015-16 2016-17 2017-18 3 YEAR AVG

### OVERALL: INTERVENE (15%)

A school's overall score represents its combined performance on the Achievement, Progress, Climate, and College & Career (for high schools only) domains.



### Achievement: INTERVENE (7%)

The Achievement domain measures performance on standardized assessments, including PSSA, Keystone Exams, ACCESS for ELLs, and reading assessments.



### Progress: INTERVENE (2%)

The Progress domain measures growth on standardized assessments and progress towards graduation (for high schools only).



### Climate: WATCH (40%)

The Climate domain measures school climate and student and parent/guardian engagement.



## 2017-2018 School Progress Report

### Baldi School

School Code 816  
Sector District  
Address 8801 Verree Rd., 19115  
Phone/Fax 215-400-3090 / 215-400-3091  
Website <http://philasd.org/baldi>

Report Type Middle School  
Grades in Report 6-8  
Enrollment 1,438  
Admissions Category Neighborhood  
Turnaround Model N/A

### Performance Tiers

■ INTERVENE (0-24%) ■ WATCH (25-49%) ■ REINFORCE (50-74%) ■ MODEL (75-100%)

2015-16 2016-17 2017-18 3 YEAR AVG

### OVERALL: REINFORCE (74%)

A school's overall score represents its combined performance on the Achievement, Progress, Climate, and College & Career (for high schools only) domains.



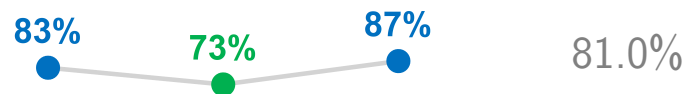
### Achievement: REINFORCE (53%)

The Achievement domain measures performance on standardized assessments, including PSSA, Keystone Exams, ACCESS for ELLs, and reading assessments.



### Progress: MODEL (87%)

The Progress domain measures growth on standardized assessments and progress towards graduation (for high schools only).



### Climate: MODEL (78%)

The Climate domain measures school climate and student and parent/guardian engagement.



## Boys Latin of Philadelphia Charter School

School Code W88  
Sector Charter  
Address 5501 Cedar Ave., 19143  
Phone/Fax 215-387-5149 / 215-387-5159  
Website <http://www.boyslatin.org/>

Report Type Middle School  
Grades in Report 6-8  
Enrollment 361  
Admissions Category Citywide  
Turnaround Model N/A

### Performance Tiers

■ INTERVENE (0-24%) ■ WATCH (25-49%) ■ REINFORCE (50-74%) ■ MODEL (75-100%)

2015-16 2016-17 2017-18 3 YEAR AVG

### OVERALL: REINFORCE (60%)

A school's overall score represents its combined performance on the Achievement, Progress, Climate, and College & Career (for high schools only) domains.



### Achievement: INTERVENE (7%)

The Achievement domain measures performance on standardized assessments, including PSSA, Keystone Exams, ACCESS for ELLs, and reading assessments.



### Progress: MODEL (95%)

The Progress domain measures growth on standardized assessments and progress towards graduation (for high schools only).



### Climate: REINFORCE (68%)

The Climate domain measures school climate and student and parent/guardian engagement.



## Eastern University Academy Charter School

School Code W97  
 Sector Charter  
 Address 3300 Henry Ave., 19129  
 Phone/Fax 215-769-3131 / 215-769-3112  
 Website <http://www.euacademy.org/>

Report Type Middle School  
 Grades in Report 7-8  
 Enrollment 98  
 Admissions Category Citywide  
 Turnaround Model N/A

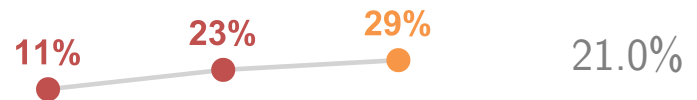
### Performance Tiers

■ INTERVENE (0-24%) ■ WATCH (25-49%) ■ REINFORCE (50-74%) ■ MODEL (75-100%)

2015-16 2016-17 2017-18 3 YEAR AVG

### OVERALL: WATCH (29%)

A school's overall score represents its combined performance on the Achievement, Progress, Climate, and College & Career (for high schools only) domains.



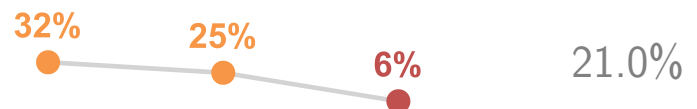
### Achievement: INTERVENE (5%)

The Achievement domain measures performance on standardized assessments, including PSSA, Keystone Exams, ACCESS for ELLs, and reading assessments.



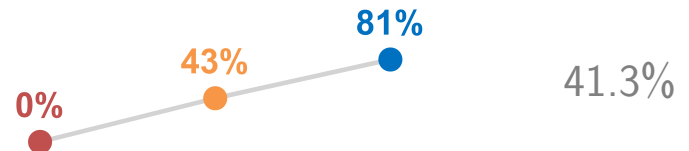
### Progress: INTERVENE (6%)

The Progress domain measures growth on standardized assessments and progress towards graduation (for high schools only).



### Climate: MODEL (81%)

The Climate domain measures school climate and student and parent/guardian engagement.



## Esperanza Academy Charter School

School Code W33  
 Sector Charter  
 Address 301 W. Hunting Park Ave., 19140  
 Phone/Fax 215-457-3667 / 215-457-4381  
 Website <http://esperanzaacademy.org>

Report Type Middle School  
 Grades in Report 6-8  
 Enrollment 683  
 Admissions Category Citywide  
 Turnaround Model N/A

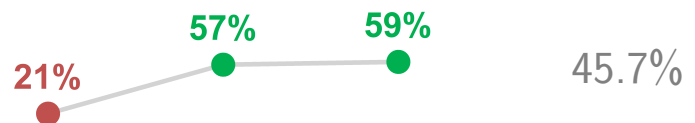
### Performance Tiers

■ INTERVENE (0-24%) ■ WATCH (25-49%) ■ REINFORCE (50-74%) ■ MODEL (75-100%)

2015-16 2016-17 2017-18 3 YEAR AVG

### OVERALL: REINFORCE (59%)

A school's overall score represents its combined performance on the Achievement, Progress, Climate, and College & Career (for high schools only) domains.



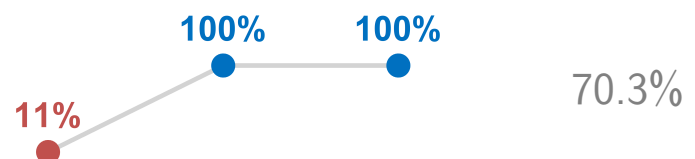
### Achievement: INTERVENE (7%)

The Achievement domain measures performance on standardized assessments, including PSSA, Keystone Exams, ACCESS for ELLs, and reading assessments.



### Progress: MODEL (100%)

The Progress domain measures growth on standardized assessments and progress towards graduation (for high schools only).



### Climate: REINFORCE (61%)

The Climate domain measures school climate and student and parent/guardian engagement.





## Feltonville School of Arts and Sciences

School Code 750  
Sector District  
Address 210 E. Courtland St., 19120  
Phone/Fax 215-400-3810 / 215-400-3811  
Website <http://philasd.org/fas>

Report Type Middle School  
Grades in Report 6-8  
Enrollment 572  
Admissions Category Neighborhood  
Turnaround Model N/A


### Performance Tiers

■ INTERVENE (0-24%) ■ WATCH (25-49%) ■ REINFORCE (50-74%) ■ MODEL (75-100%)

2015-16 2016-17 2017-18 3 YEAR AVG

### OVERALL: REINFORCE (50%)

A school's overall score represents its combined performance on the Achievement, Progress, Climate, and College & Career (for high schools only) domains.



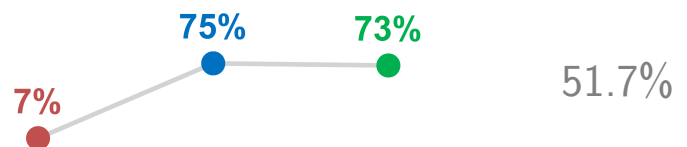
### Achievement: INTERVENE (2%)

The Achievement domain measures performance on standardized assessments, including PSSA, Keystone Exams, ACCESS for ELLs, and reading assessments.




### Progress: REINFORCE (73%)

The Progress domain measures growth on standardized assessments and progress towards graduation (for high schools only).



### Climate: REINFORCE (68%)

The Climate domain measures school climate and student and parent/guardian engagement.



## 2017-2018 School Progress Report

### Freire Charter School

School Code W18  
Sector Charter  
Address 2027 Chestnut St., 19103  
Phone/Fax 215-557-8555 / 215-557-9051  
Website <http://www.freirecharterschool.org/>

Report Type Middle School  
Grades in Report 5-8  
Enrollment 496  
Admissions Category Citywide  
Turnaround Model N/A


### Performance Tiers

■ INTERVENE (0-24%) ■ WATCH (25-49%) ■ REINFORCE (50-74%) ■ MODEL (75-100%)

2015-16 2016-17 2017-18 3 YEAR AVG

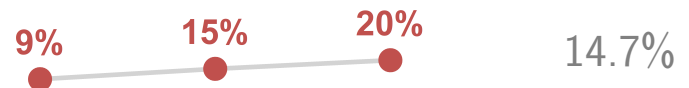
### OVERALL: REINFORCE (66%)

A school's overall score represents its combined performance on the Achievement, Progress, Climate, and College & Career (for high schools only) domains.



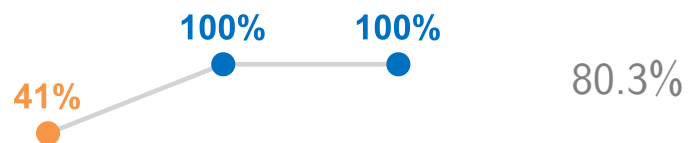
### Achievement: INTERVENE (20%)

The Achievement domain measures performance on standardized assessments, including PSSA, Keystone Exams, ACCESS for ELLs, and reading assessments.



### Progress: MODEL (100%)

The Progress domain measures growth on standardized assessments and progress towards graduation (for high schools only).



### Climate: REINFORCE (68%)

The Climate domain measures school climate and student and parent/guardian engagement.



## 2017-2018 School Progress Report

### General Louis Wagner School

School Code 713  
Sector District  
Address 1701 Cheltenham Ave., 19126  
Phone/Fax 215-400-3560 / 215-400-3561  
Website <http://philasd.org/wagner>

Report Type Middle School  
Grades in Report 6-8  
Enrollment 516  
Admissions Category Neighborhood  
Turnaround Model N/A

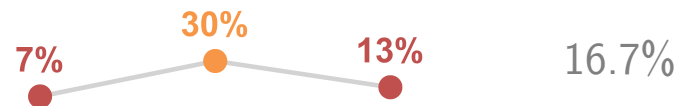
#### Performance Tiers

■ INTERVENE (0-24%) ■ WATCH (25-49%) ■ REINFORCE (50-74%) ■ MODEL (75-100%)

2015-16 2016-17 2017-18 3 YEAR AVG

#### OVERALL: INTERVENE (13%)

A school's overall score represents its combined performance on the Achievement, Progress, Climate, and College & Career (for high schools only) domains.



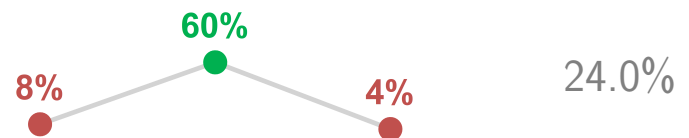
#### Achievement: INTERVENE (1%)

The Achievement domain measures performance on standardized assessments, including PSSA, Keystone Exams, ACCESS for ELLs, and reading assessments.



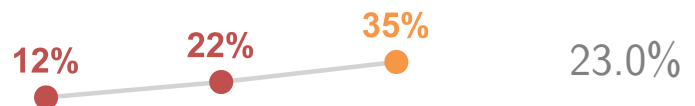
#### Progress: INTERVENE (4%)

The Progress domain measures growth on standardized assessments and progress towards graduation (for high schools only).



#### Climate: WATCH (35%)

The Climate domain measures school climate and student and parent/guardian engagement.



## Girard Academic Music Program

School Code 241  
 Sector District  
 Address 2136 W. Ritner St., 19145  
 Phone/Fax 215-400-8230 / 215-400-8231  
 Website <http://philasd.org/gamp>

Report Type Middle School  
 Grades in Report 5-8  
 Enrollment 363  
 Admissions Category Special Admit  
 Turnaround Model N/A

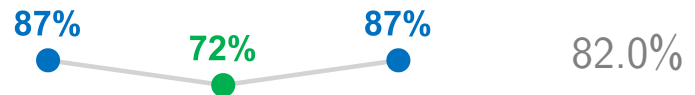
### Performance Tiers

■ INTERVENE (0-24%) ■ WATCH (25-49%) ■ REINFORCE (50-74%) ■ MODEL (75-100%)

2015-16 2016-17 2017-18 3 YEAR AVG

### OVERALL: MODEL (87%)

A school's overall score represents its combined performance on the Achievement, Progress, Climate, and College & Career (for high schools only) domains.



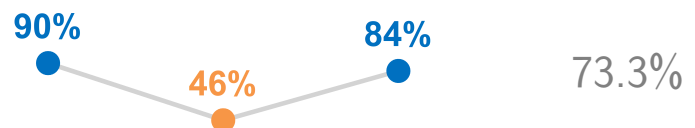
### Achievement: MODEL (84%)

The Achievement domain measures performance on standardized assessments, including PSSA, Keystone Exams, ACCESS for ELLs, and reading assessments.



### Progress: MODEL (84%)

The Progress domain measures growth on standardized assessments and progress towards graduation (for high schools only).



### Climate: MODEL (95%)

The Climate domain measures school climate and student and parent/guardian engagement.



## 2017-2018 School Progress Report

### Grover Washington, Jr. School

School Code 737  
Sector District  
Address 201 E. Olney Ave., 19120  
Phone/Fax 215-400-3820 / 215-400-3821  
Website <http://philasd.org/gwjv>

Report Type Middle School  
Grades in Report 5-8  
Enrollment 534  
Admissions Category Neighborhood  
Turnaround Model N/A

#### Performance Tiers

■ INTERVENE (0-24%) ■ WATCH (25-49%) ■ REINFORCE (50-74%) ■ MODEL (75-100%)

2015-16 2016-17 2017-18 3 YEAR AVG

#### OVERALL: WATCH (29%)

A school's overall score represents its combined performance on the Achievement, Progress, Climate, and College & Career (for high schools only) domains.



#### Achievement: INTERVENE (11%)

The Achievement domain measures performance on standardized assessments, including PSSA, Keystone Exams, ACCESS for ELLs, and reading assessments.



#### Progress: INTERVENE (14%)

The Progress domain measures growth on standardized assessments and progress towards graduation (for high schools only).



#### Climate: REINFORCE (64%)

The Climate domain measures school climate and student and parent/guardian engagement.



## High School of Engineering and Science

School Code 403  
 Sector District  
 Address 1600 W. Norris St., 19121  
 Phone/Fax 215-400-7380 / 215-400-7381  
 Website <http://philasd.org/hses>

Report Type Middle School  
 Grades in Report 7-8  
 Enrollment 115  
 Admissions Category Special Admit  
 Turnaround Model N/A

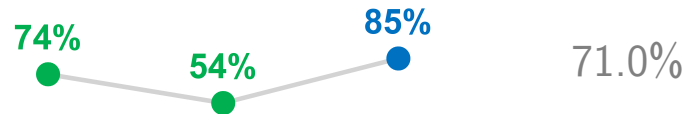
### Performance Tiers

■ INTERVENE (0-24%) ■ WATCH (25-49%) ■ REINFORCE (50-74%) ■ MODEL (75-100%)

2015-16 2016-17 2017-18 3 YEAR AVG

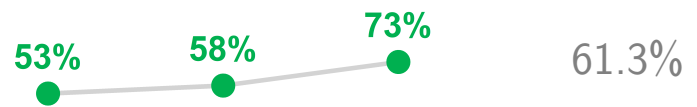
### OVERALL: MODEL (85%)

A school's overall score represents its combined performance on the Achievement, Progress, Climate, and College & Career (for high schools only) domains.



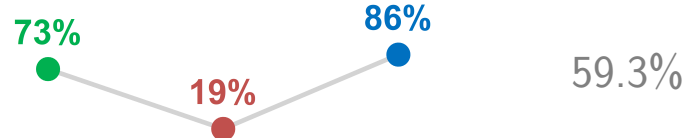
### Achievement: REINFORCE (73%)

The Achievement domain measures performance on standardized assessments, including PSSA, Keystone Exams, ACCESS for ELLs, and reading assessments.



### Progress: MODEL (86%)

The Progress domain measures growth on standardized assessments and progress towards graduation (for high schools only).



### Climate: MODEL (96%)

The Climate domain measures school climate and student and parent/guardian engagement.



# Hill-Freedman World Academy

School Code 646  
Sector District  
Address 1100 E. Mt. Pleasant Ave., 19150  
Phone/Fax 215-400-3530 / 215-400-3531  
Website <http://philasd.org/hfwa>

Report Type Middle School  
Grades in Report 6-8  
Enrollment 252  
Admissions Category Special Admit  
Turnaround Model N/A

## Performance Tiers

■ INTERVENE (0-24%) ■ WATCH (25-49%) ■ REINFORCE (50-74%) ■ MODEL (75-100%)

2015-16 2016-17 2017-18 3 YEAR AVG

### OVERALL: REINFORCE (54%)

A school's overall score represents its combined performance on the Achievement, Progress, Climate, and College & Career (for high schools only) domains.



### Achievement: WATCH (40%)

The Achievement domain measures performance on standardized assessments, including PSSA, Keystone Exams, ACCESS for ELLs, and reading assessments.



### Progress: WATCH (37%)

The Progress domain measures growth on standardized assessments and progress towards graduation (for high schools only).



### Climate: MODEL (87%)

The Climate domain measures school climate and student and parent/guardian engagement.



## 2017-2018 School Progress Report

### Julia R. Masterman School

School Code 214  
Sector District  
Address 1699 Spring Garden St., 19130  
Phone/Fax 215-400-7580 / 215-400-7581  
Website <http://philasd.org/masterman>

Report Type Middle School  
Grades in Report 5-8  
Enrollment 747  
Admissions Category Special Admit  
Turnaround Model N/A

### Performance Tiers

■ INTERVENE (0-24%) ■ WATCH (25-49%) ■ REINFORCE (50-74%) ■ MODEL (75-100%)

2015-16 2016-17 2017-18 3 YEAR AVG

### OVERALL: REINFORCE (64%)

A school's overall score represents its combined performance on the Achievement, Progress, Climate, and College & Career (for high schools only) domains.



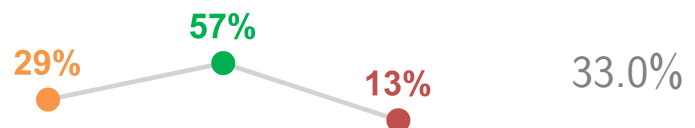
### Achievement: MODEL (98%)

The Achievement domain measures performance on standardized assessments, including PSSA, Keystone Exams, ACCESS for ELLs, and reading assessments.



### Progress: INTERVENE (13%)

The Progress domain measures growth on standardized assessments and progress towards graduation (for high schools only).



### Climate: MODEL (96%)

The Climate domain measures school climate and student and parent/guardian engagement.





# KIPP West Philadelphia Preparatory Charter School

School Code	W96	Report Type	Middle School
Sector	Charter	Grades in Report	5-8
Address	5900 Baltimore Ave., 19143	Enrollment	360
Phone/Fax	215-294-2973 / 215-294-8707	Admissions Category	Citywide With Criteria
Website	<a href="http://kippphiladelphia.org/our-schools/kipp-west-philadelphia-preparatory-charter-school/">http://kippphiladelphia.org/our-schools/kipp-west-philadelphia-preparatory-charter-school/</a>	Turnaround Model	N/A

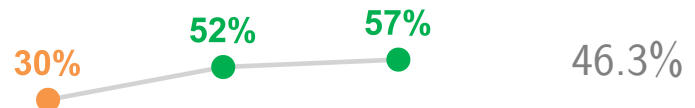
## Performance Tiers

■ INTERVENE (0-24%)
 ■ WATCH (25-49%)
 ■ REINFORCE (50-74%)
 ■ MODEL (75-100%)

2015-16      2016-17      2017-18      3 YEAR AVG

## OVERALL: REINFORCE (57%)

A school's overall score represents its combined performance on the Achievement, Progress, Climate, and College & Career (for high schools only) domains.



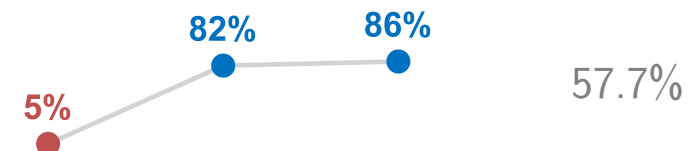
## Achievement: INTERVENE (9%)

The Achievement domain measures performance on standardized assessments, including PSSA, Keystone Exams, ACCESS for ELLs, and reading assessments.



## Progress: MODEL (86%)

The Progress domain measures growth on standardized assessments and progress towards graduation (for high schools only).



## Climate: REINFORCE (66%)

The Climate domain measures school climate and student and parent/guardian engagement.



# Mastery Charter School at Gratz

School Code X16  
 Sector Charter  
 Address 1798 W. Hunting Park Ave., 19140  
 Phone/Fax 215-227-4408 / 215-227-3694  
 Website <http://www.masterycharter.org/gratzprep>

Report Type Middle School  
 Grades in Report 7-8  
 Enrollment 264  
 Admissions Category Neighborhood  
 Turnaround Model Renaissance Charter

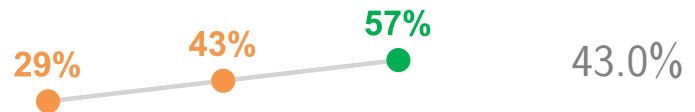
## Performance Tiers

■ INTERVENE (0-24%) ■ WATCH (25-49%) ■ REINFORCE (50-74%) ■ MODEL (75-100%)

2015-16 2016-17 2017-18 3 YEAR AVG

## OVERALL: REINFORCE (57%)

A school's overall score represents its combined performance on the Achievement, Progress, Climate, and College & Career (for high schools only) domains.



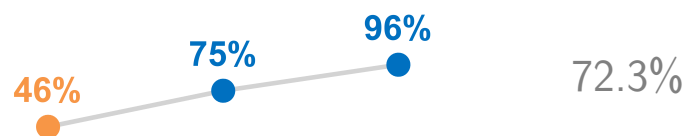
## Achievement: INTERVENE (15%)

The Achievement domain measures performance on standardized assessments, including PSSA, Keystone Exams, ACCESS for ELLs, and reading assessments.



## Progress: MODEL (96%)

The Progress domain measures growth on standardized assessments and progress towards graduation (for high schools only).



## Climate: REINFORCE (50%)

The Climate domain measures school climate and student and parent/guardian engagement.



# Mastery Charter School at Lenfest

School Code W61  
 Sector Charter  
 Address 35 S. 4th St., 19106  
 Phone/Fax 215-922-1902 / 215-922-1903  
 Website <http://www.masterycharter.org/school/lenfest-campus/>

Report Type Middle School  
 Grades in Report 7-8  
 Enrollment 216  
 Admissions Category Citywide With Criteria  
 Turnaround Model N/A

## Performance Tiers

■ INTERVENE (0-24%) ■ WATCH (25-49%) ■ REINFORCE (50-74%) ■ MODEL (75-100%)

2015-16 2016-17 2017-18 3 YEAR AVG

### OVERALL: WATCH (33%)

A school's overall score represents its combined performance on the Achievement, Progress, Climate, and College & Career (for high schools only) domains.



### Achievement: INTERVENE (13%)

The Achievement domain measures performance on standardized assessments, including PSSA, Keystone Exams, ACCESS for ELLs, and reading assessments.



### Progress: WATCH (41%)

The Progress domain measures growth on standardized assessments and progress towards graduation (for high schools only).



### Climate: WATCH (43%)

The Climate domain measures school climate and student and parent/guardian engagement.



# Mastery Charter School at Pickett

School Code W93  
 Sector Charter  
 Address 5700 Wayne Ave., 19144  
 Phone/Fax 215-866-9000 / 215-866-9001  
 Website <http://www.masterycharter.org/schools/pickett-campus/>

Report Type Middle School  
 Grades in Report 6-8  
 Enrollment 428  
 Admissions Category Citywide With Criteria  
 Turnaround Model N/A

## Performance Tiers

■ INTERVENE (0-24%) ■ WATCH (25-49%) ■ REINFORCE (50-74%) ■ MODEL (75-100%)

2015-16 2016-17 2017-18 3 YEAR AVG

### OVERALL: WATCH (32%)

A school's overall score represents its combined performance on the Achievement, Progress, Climate, and College & Career (for high schools only) domains.



### Achievement: INTERVENE (4%)

The Achievement domain measures performance on standardized assessments, including PSSA, Keystone Exams, ACCESS for ELLs, and reading assessments.



### Progress: REINFORCE (60%)

The Progress domain measures growth on standardized assessments and progress towards graduation (for high schools only).



### Climate: WATCH (25%)

The Climate domain measures school climate and student and parent/guardian engagement.



# Mastery Charter School at Shoemaker

School Code	W83	Report Type	Middle School
Sector	Charter	Grades in Report	7-8
Address	5301 Media St., 19131	Enrollment	266
Phone/Fax	267-296-7111 / 267-296-7112	Admissions Category	Citywide With Criteria
Website	<a href="http://www.masterycharter.org/schools/shoemaker-campus/about-shoemaker.html">http://www.masterycharter.org/schools/shoemaker-campus/about-shoemaker.html</a>	Turnaround Model	N/A

## Performance Tiers

■ INTERVENE (0-24%)
 ■ WATCH (25-49%)
 ■ REINFORCE (50-74%)
 ■ MODEL (75-100%)

2015-16      2016-17      2017-18      3 YEAR AVG

### OVERALL: WATCH (48%)

A school's overall score represents its combined performance on the Achievement, Progress, Climate, and College & Career (for high schools only) domains.



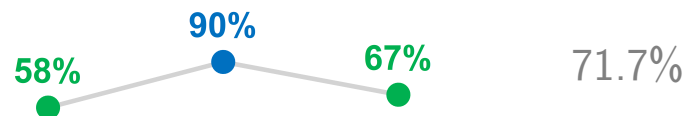
### Achievement: INTERVENE (14%)

The Achievement domain measures performance on standardized assessments, including PSSA, Keystone Exams, ACCESS for ELLs, and reading assessments.



### Progress: REINFORCE (67%)

The Progress domain measures growth on standardized assessments and progress towards graduation (for high schools only).



### Climate: REINFORCE (57%)

The Climate domain measures school climate and student and parent/guardian engagement.



# Memphis Street Academy Charter School at J.P. Jones

School Code X23  
 Sector Charter  
 Address 2950 Memphis St., 19134  
 Phone/Fax 215-291-4709 / 215-291-4754  
 Website <http://www.ap-schools.org/Memphis-Street-Academy/>

Report Type Middle School  
 Grades in Report 5-8  
 Enrollment 823  
 Admissions Category Neighborhood  
 Turnaround Model Renaissance Charter

## Performance Tiers

■ INTERVENE (0-24%) ■ WATCH (25-49%) ■ REINFORCE (50-74%) ■ MODEL (75-100%)

2015-16 2016-17 2017-18 3 YEAR AVG

### OVERALL: WATCH (43%)

A school's overall score represents its combined performance on the Achievement, Progress, Climate, and College & Career (for high schools only) domains.



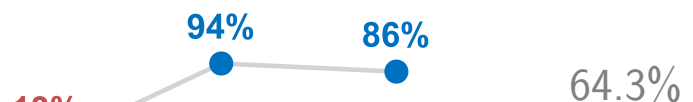
### Achievement: INTERVENE (2%)

The Achievement domain measures performance on standardized assessments, including PSSA, Keystone Exams, ACCESS for ELLs, and reading assessments.



### Progress: MODEL (86%)

The Progress domain measures growth on standardized assessments and progress towards graduation (for high schools only).



### Climate: WATCH (31%)

The Climate domain measures school climate and student and parent/guardian engagement.



## Middle Years Alternative School

School Code 158  
 Sector District  
 Address 4725 Fairmount Ave., 19139  
 Phone/Fax 215-400-7720 / 215-400-7721  
 Website <http://philasd.org/mya>

Report Type Middle School  
 Grades in Report 5-8  
 Enrollment 276  
 Admissions Category Citywide  
 Turnaround Model N/A


### Performance Tiers

■ INTERVENE (0-24%) ■ WATCH (25-49%) ■ REINFORCE (50-74%) ■ MODEL (75-100%)

2015-16 2016-17 2017-18 3 YEAR AVG

### OVERALL: REINFORCE (71%)

A school's overall score represents its combined performance on the Achievement, Progress, Climate, and College & Career (for high schools only) domains.



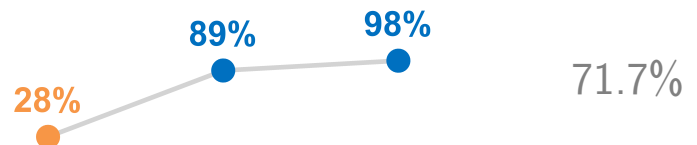
### Achievement: WATCH (26%)

The Achievement domain measures performance on standardized assessments, including PSSA, Keystone Exams, ACCESS for ELLs, and reading assessments.



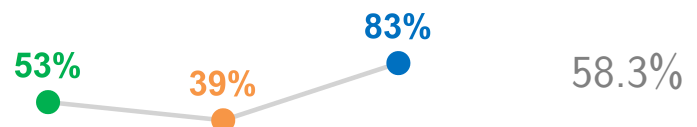
### Progress: MODEL (98%)

The Progress domain measures growth on standardized assessments and progress towards graduation (for high schools only).



### Climate: MODEL (83%)

The Climate domain measures school climate and student and parent/guardian engagement.



## 2017-2018 School Progress Report

### Penn Treaty High School

School Code 516  
Sector District  
Address 600 E. Thompson St., 19125  
Phone/Fax 215-400-3800 / 215-400-3801  
Website <http://philasd.org/penn treaty>

Report Type Middle School  
Grades in Report 6-8  
Enrollment 192  
Admissions Category Neighborhood  
Turnaround Model N/A

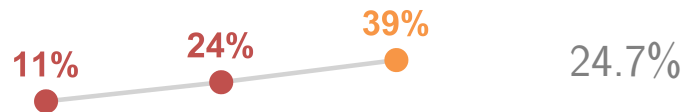
### Performance Tiers

■ INTERVENE (0-24%) ■ WATCH (25-49%) ■ REINFORCE (50-74%) ■ MODEL (75-100%)

2015-16 2016-17 2017-18 3 YEAR AVG

### OVERALL: WATCH (39%)

A school's overall score represents its combined performance on the Achievement, Progress, Climate, and College & Career (for high schools only) domains.



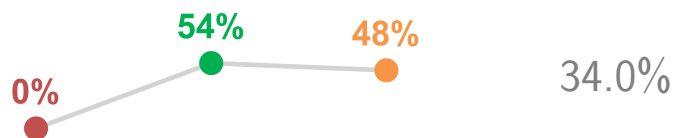
### Achievement: INTERVENE (9%)

The Achievement domain measures performance on standardized assessments, including PSSA, Keystone Exams, ACCESS for ELLs, and reading assessments.



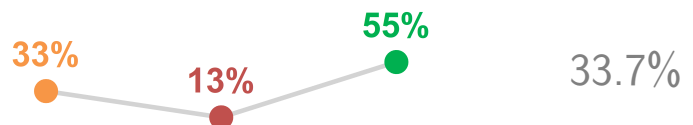
### Progress: WATCH (48%)

The Progress domain measures growth on standardized assessments and progress towards graduation (for high schools only).



### Climate: REINFORCE (55%)

The Climate domain measures school climate and student and parent/guardian engagement.





# Richard Allen Preparatory Charter School

School Code W59  
Sector Charter  
Address 2601 S. 58th St., 19143  
Phone/Fax 215-878-1544 / 215-727-0711  
Website <http://www.rapcs.org/>

Report Type Middle School  
Grades in Report 5-8  
Enrollment 468  
Admissions Category Citywide  
Turnaround Model N/A

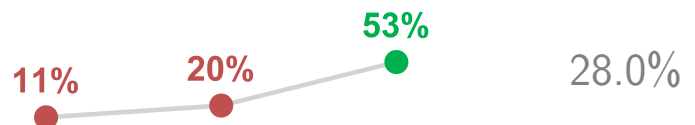
## Performance Tiers

■ INTERVENE (0-24%) ■ WATCH (25-49%) ■ REINFORCE (50-74%) ■ MODEL (75-100%)

2015-16 2016-17 2017-18 3 YEAR AVG

### OVERALL: REINFORCE (53%)

A school's overall score represents its combined performance on the Achievement, Progress, Climate, and College & Career (for high schools only) domains.



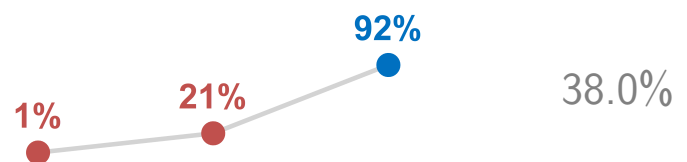
### Achievement: INTERVENE (7%)

The Achievement domain measures performance on standardized assessments, including PSSA, Keystone Exams, ACCESS for ELLs, and reading assessments.



### Progress: MODEL (92%)

The Progress domain measures growth on standardized assessments and progress towards graduation (for high schools only).



### Climate: REINFORCE (50%)

The Climate domain measures school climate and student and parent/guardian engagement.



# Roberto Clemente School

School Code 773  
 Sector District  
 Address 122 W. Erie Ave., 19140  
 Phone/Fax 215-400-3930 / 215-400-3931  
 Website <http://philasd.org/clemente/>

Report Type Middle School  
 Grades in Report 6-8  
 Enrollment 437  
 Admissions Category Neighborhood  
 Turnaround Model Turnaround


## Performance Tiers

■ INTERVENE (0-24%) ■ WATCH (25-49%) ■ REINFORCE (50-74%) ■ MODEL (75-100%)

2015-16 2016-17 2017-18 3 YEAR AVG

### OVERALL: WATCH (27%)

A school's overall score represents its combined performance on the Achievement, Progress, Climate, and College & Career (for high schools only) domains.



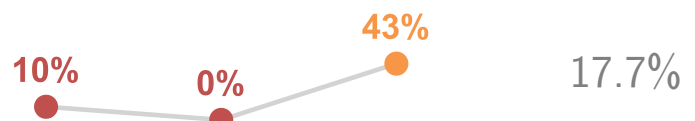
### Achievement: INTERVENE (0%)

The Achievement domain measures performance on standardized assessments, including PSSA, Keystone Exams, ACCESS for ELLs, and reading assessments.




### Progress: WATCH (43%)

The Progress domain measures growth on standardized assessments and progress towards graduation (for high schools only).



### Climate: WATCH (33%)

The Climate domain measures school climate and student and parent/guardian engagement.



## 2017-2018 School Progress Report

### Russell H. Conwell School

School Code 523  
Sector District  
Address 1849 E. Clearfield St., 19134  
Phone/Fax 215-400-7210 / 215-400-7211  
Website <http://philasd.org/conwell/>

Report Type Middle School  
Grades in Report 5-8  
Enrollment 409  
Admissions Category Special Admit  
Turnaround Model N/A

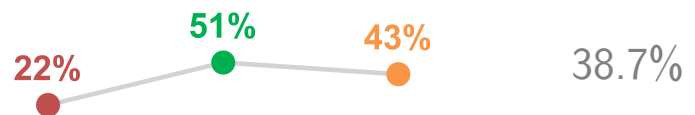
### Performance Tiers

■ INTERVENE (0-24%) ■ WATCH (25-49%) ■ REINFORCE (50-74%) ■ MODEL (75-100%)

2015-16 2016-17 2017-18 3 YEAR AVG

### OVERALL: WATCH (43%)

A school's overall score represents its combined performance on the Achievement, Progress, Climate, and College & Career (for high schools only) domains.



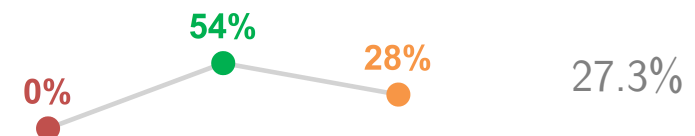
### Achievement: WATCH (31%)

The Achievement domain measures performance on standardized assessments, including PSSA, Keystone Exams, ACCESS for ELLs, and reading assessments.



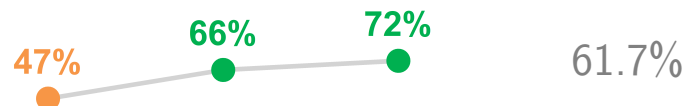
### Progress: WATCH (28%)

The Progress domain measures growth on standardized assessments and progress towards graduation (for high schools only).



### Climate: REINFORCE (72%)

The Climate domain measures school climate and student and parent/guardian engagement.



## Science Leadership Academy Middle School

School Code 205  
Sector District  
Address 3600 Market St., 19104  
Phone/Fax 215-400-8320 / N/A  
Website <http://philasd.org/slams>

Report Type Middle School  
Grades in Report 5-6  
Enrollment 177  
Admissions Category Neighborhood  
Turnaround Model N/A

### Performance Tiers

■ INTERVENE (0-24%) ■ WATCH (25-49%) ■ REINFORCE (50-74%) ■ MODEL (75-100%)

2015-16 2016-17 2017-18 3 YEAR AVG

### OVERALL: WATCH (36%)

A school's overall score represents its combined performance on the Achievement, Progress, Climate, and College & Career (for high schools only) domains.

36%  
●

N/A

### Achievement: INTERVENE (22%)

The Achievement domain measures performance on standardized assessments, including PSSA, Keystone Exams, ACCESS for ELLs, and reading assessments.

22%  
●

N/A

### Progress: INTERVENE (0%)

The Progress domain measures growth on standardized assessments and progress towards graduation (for high schools only).

0%  
●

N/A

### Climate: MODEL (86%)

The Climate domain measures school climate and student and parent/guardian engagement.

86%  
●

N/A

## Universal Charter School at Vare

School Code X18  
Sector Charter  
Address 2100 S. 24th St., 19145  
Phone/Fax 215-952-8611 / 267-239-5866  
Website <http://universalfamilyofschools.org/our-schools/universal-vare-charter-school/>

Report Type Middle School  
Grades in Report 5-8  
Enrollment 373  
Admissions Category Neighborhood  
Turnaround Model Renaissance Charter

### Performance Tiers

■ INTERVENE (0-24%) ■ WATCH (25-49%) ■ REINFORCE (50-74%) ■ MODEL (75-100%)

2015-16 2016-17 2017-18 3 YEAR AVG

### OVERALL: REINFORCE (53%)

A school's overall score represents its combined performance on the Achievement, Progress, Climate, and College & Career (for high schools only) domains.



### Achievement: INTERVENE (10%)

The Achievement domain measures performance on standardized assessments, including PSSA, Keystone Exams, ACCESS for ELLs, and reading assessments.



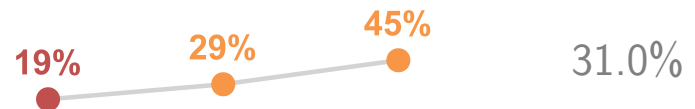
### Progress: MODEL (95%)

The Progress domain measures growth on standardized assessments and progress towards graduation (for high schools only).



### Climate: WATCH (45%)

The Climate domain measures school climate and student and parent/guardian engagement.



## Warren G. Harding School

School Code 711  
 Sector District  
 Address 2000 Wakeling St., 19124  
 Phone/Fax 215-400-3990 / 215-400-3991  
 Website <http://philasd.org/harding>

Report Type Middle School  
 Grades in Report 6-8  
 Enrollment 749  
 Admissions Category Neighborhood  
 Turnaround Model N/A


### Performance Tiers

■ INTERVENE (0-24%) ■ WATCH (25-49%) ■ REINFORCE (50-74%) ■ MODEL (75-100%)

2015-16 2016-17 2017-18 3 YEAR AVG

### OVERALL: INTERVENE (15%)

A school's overall score represents its combined performance on the Achievement, Progress, Climate, and College & Career (for high schools only) domains.



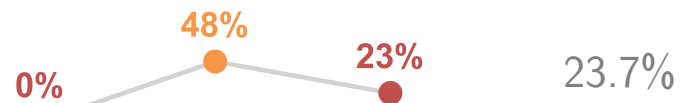
### Achievement: INTERVENE (2%)

The Achievement domain measures performance on standardized assessments, including PSSA, Keystone Exams, ACCESS for ELLs, and reading assessments.



### Progress: INTERVENE (23%)

The Progress domain measures growth on standardized assessments and progress towards graduation (for high schools only).



### Climate: INTERVENE (20%)

The Climate domain measures school climate and student and parent/guardian engagement.



## William T. Tilden School

School Code 113  
 Sector District  
 Address 6601 Elmwood Ave., 19142  
 Phone/Fax 215-400-8170 / 215-400-8171  
 Website <http://philasd.org/tilden>

Report Type Middle School  
 Grades in Report 5-8  
 Enrollment 381  
 Admissions Category Neighborhood  
 Turnaround Model School Redesign Initiative

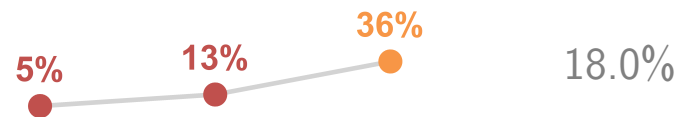
### Performance Tiers

■ INTERVENE (0-24%) ■ WATCH (25-49%) ■ REINFORCE (50-74%) ■ MODEL (75-100%)

2015-16 2016-17 2017-18 3 YEAR AVG

### OVERALL: WATCH (36%)

A school's overall score represents its combined performance on the Achievement, Progress, Climate, and College & Career (for high schools only) domains.



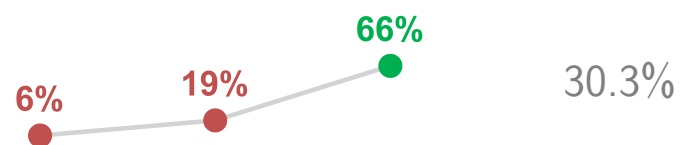
### Achievement: INTERVENE (2%)

The Achievement domain measures performance on standardized assessments, including PSSA, Keystone Exams, ACCESS for ELLs, and reading assessments.




### Progress: REINFORCE (66%)

The Progress domain measures growth on standardized assessments and progress towards graduation (for high schools only).



### Climate: WATCH (33%)

The Climate domain measures school climate and student and parent/guardian engagement.



## 2017-2018 School Progress Report

### Woodrow Wilson School

School Code 812  
Sector District  
Address 1800 Cottman Ave., 19111  
Phone/Fax 215-400-3190 / 215-400-3191  
Website <http://philasd.org/wwilson>

Report Type Middle School  
Grades in Report 6-8  
Enrollment 1,358  
Admissions Category Neighborhood  
Turnaround Model N/A


### Performance Tiers

■ INTERVENE (0-24%) ■ WATCH (25-49%) ■ REINFORCE (50-74%) ■ MODEL (75-100%)

2015-16 2016-17 2017-18 3 YEAR AVG

### OVERALL: REINFORCE (54%)

A school's overall score represents its combined performance on the Achievement, Progress, Climate, and College & Career (for high schools only) domains.



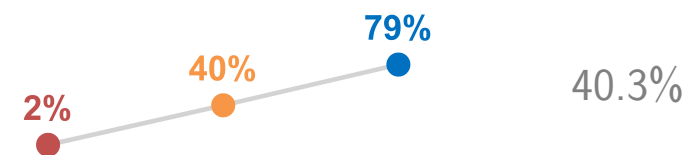
### Achievement: INTERVENE (14%)

The Achievement domain measures performance on standardized assessments, including PSSA, Keystone Exams, ACCESS for ELLs, and reading assessments.



### Progress: MODEL (79%)

The Progress domain measures growth on standardized assessments and progress towards graduation (for high schools only).



### Climate: REINFORCE (64%)

The Climate domain measures school climate and student and parent/guardian engagement.





## Young Scholars Charter School

School Code W29  
Sector Charter  
Address 900 N. Marshall St., 19123  
Phone/Fax 215-232-9727 / 215-232-4542  
Website <http://www.phillyscholars.org>

Report Type Middle School  
Grades in Report 6-8  
Enrollment 249  
Admissions Category Citywide  
Turnaround Model N/A

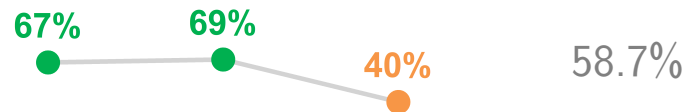
### Performance Tiers

■ INTERVENE (0-24%) ■ WATCH (25-49%) ■ REINFORCE (50-74%) ■ MODEL (75-100%)

2015-16 2016-17 2017-18 3 YEAR AVG

### OVERALL: WATCH (40%)

A school's overall score represents its combined performance on the Achievement, Progress, Climate, and College & Career (for high schools only) domains.



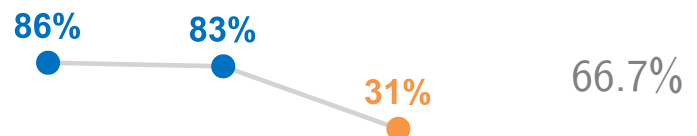
### Achievement: INTERVENE (10%)

The Achievement domain measures performance on standardized assessments, including PSSA, Keystone Exams, ACCESS for ELLs, and reading assessments.



### Progress: WATCH (31%)

The Progress domain measures growth on standardized assessments and progress towards graduation (for high schools only).



### Climate: MODEL (79%)

The Climate domain measures school climate and student and parent/guardian engagement.

